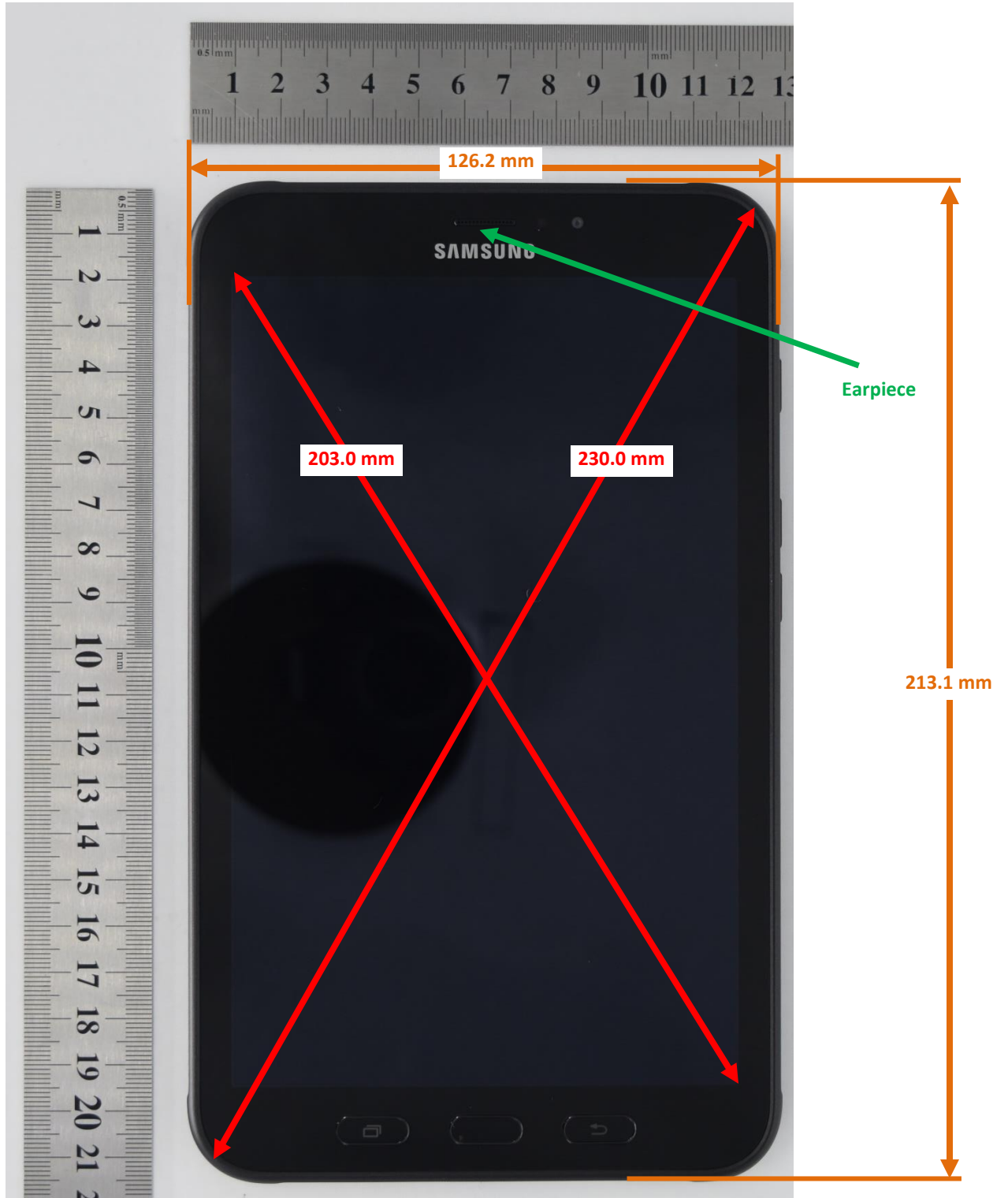


DUT and SAR Set-up Photos

Overall Dimensions



Front View of the DUT



Front View of the DUT with Protective cover + S-pen



Rear View of the DUT



Rear View of the DUT with Protective cover + S-pen



Setup Photos

Tablet Vertical and Horizontal Reference Lines


Vertical
Center Line




Horizontal
Line

Head Exposure Conditions

Left Touch (Only DUT)



Left Tilt (15°) (Only DUT)




Right Touch (Only DUT)



Right Tilt (15°) (Only DUT)



Left Touch (DUT with Protective cover + S-pen)




Right Touch (DUT with Protective cover + S-pen)




Body Exposure Conditions


Rear (0 mm) (Only DUT)




Rear (5 mm) (Only DUT)




Rear (15 mm) (Only DUT)




Edge 1 (0 mm) (Only DUT)




Edge 1 (2 mm) (Only DUT)




Edge 1 (15mm) (Only DUT)



Edge 2 (0 mm) (Only DUT)




Edge 2 (3 mm) (Only DUT)



Corner (0 mm) (Only DUT)




Corner (8 mm) (Only DUT)




Edge 4 (0 mm) (Only DUT)




Rear (0 mm) (DUT with Protective cover + S-pen)




Rear (5 mm) (DUT with Protective cover + S-pen)




Rear (15 mm) (DUT with Protective cover + S-pen)



Edge 1 (2 mm) (DUT with Protective cover + S-pen)



Edge 2 (3 mm) (DUT with Protective cover + S-pen)



Antenna Dimensions & Separation Distances

- ① Main Ant. (Tx/Rx)
-GSM850, GSM1900
-WCDMA B II, V
-LTE Band 5, 7, 38, 41
- ② BT/WIFI Ant. (Tx/Rx)
- ③ Sub Ant. (Rx)
-GSM850
-WCDMA B V
-LTE Band 5, 7, 38, 41
- ④ GPS Ant. (Rx)

