




12. Appendix B: SETUP PHOTOS



ANTENNA PORT CONDUCTED RF MEASUREMENT SETUP





RADIATED RF MEASUREMENT SETUP (BELOW 1 GHz, X)





RADIATED RF MEASUREMENT SETUP (BELOW 1 GHz, Y)





RADIATED RF MEASUREMENT SETUP (BELOW 1 GHz, Z)





RADIATED RF MEASUREMENT SETUP (ABOVE 1 GHz, X)





RADIATED RF MEASUREMENT SETUP (ABOVE 1 GHz, Y)




RADIATED RF MEASUREMENT SETUP (ABOVE 1 GHz, Z)




RADIATED RF MEASUREMENT SETUP FOR PORTABLE CONFIGURATION





ENVIRONMENTAL CHAMBER PHOTO



END OF REPORT