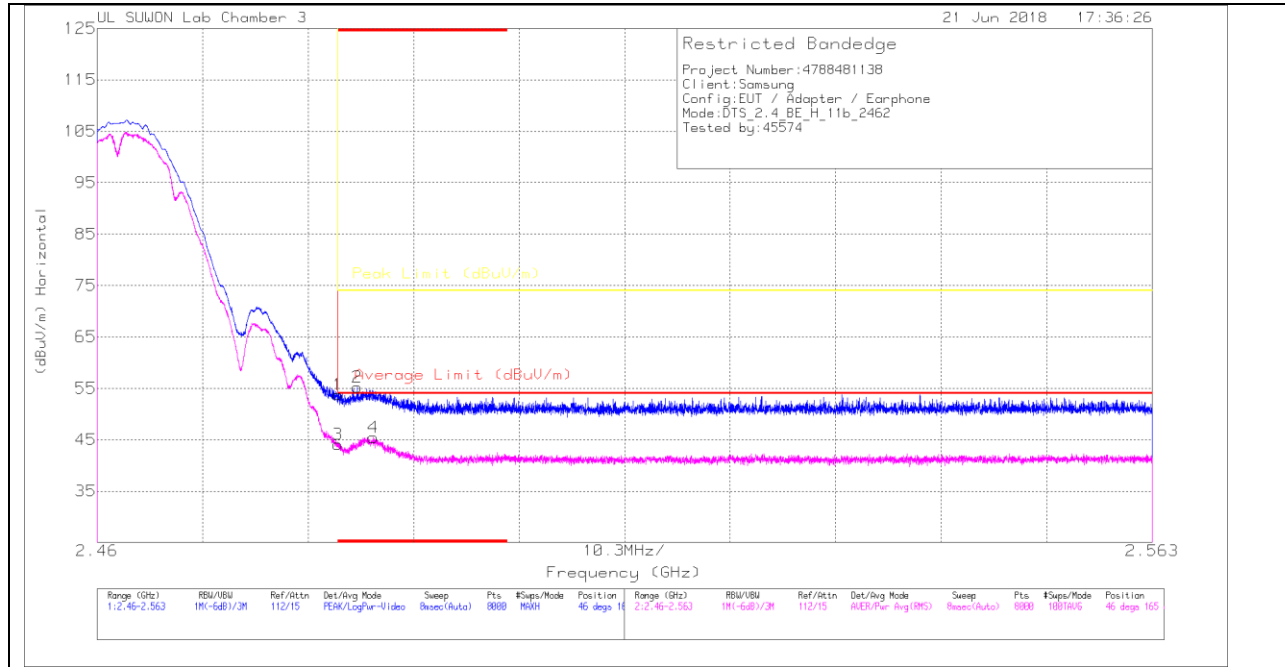


AUTHORIZED BANDEDGE (11 CHANNEL)

HORIZONTAL PEAK AND AVERAGE PLOT



HORIZONTAL DATA

Trace Markers

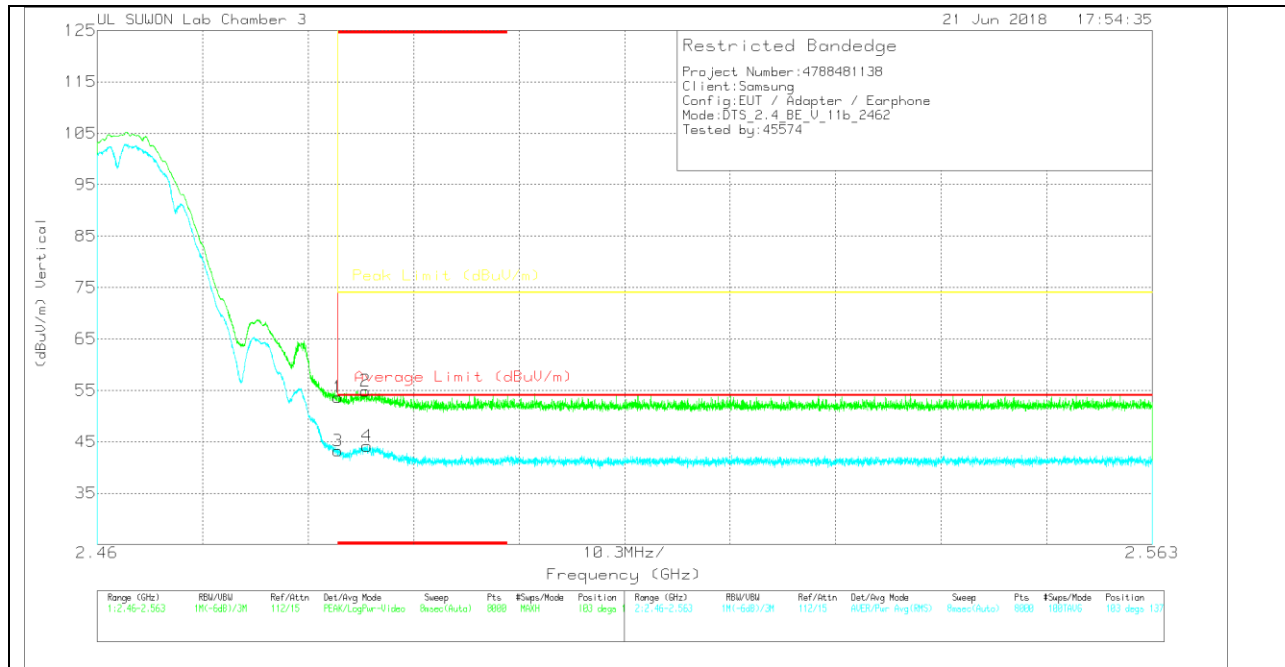
Marker	Frequency (GHz)	Meter Reading (dBuV)	Det	3117(00205959)	10dB_ATT(dB)	DC Corr (dB)	Corrected Reading (dBuV/m)	Average Limit (dBuV/m)	Margin (dB)	Peak Limit (dBuV/m)	PK Margin (dB)	Azimuth (Degs)	Height (cm)	Polarity
1	* 2.484	44.66	Pk	32.1	-23	0	53.76	-	-	74	-20.24	46	165	H
2	* 2.485	46.19	Pk	32.1	-23.1	0	55.19	-	-	74	-18.81	46	165	H
3	* 2.484	34.99	RMS	32.1	-23	0	44.09	54	-9.91	-	-	46	165	H
4	* 2.487	36.41	RMS	32.1	-23.1	0	45.41	54	-8.59	-	-	46	165	H

* - indicates frequency in CFR47 Pt 15 / IC RSS-Restricted Band

Pk - Peak detector

RMS - RMS detection

VERTICAL PEAK AND AVERAGE PLOT



VERTICAL DATA

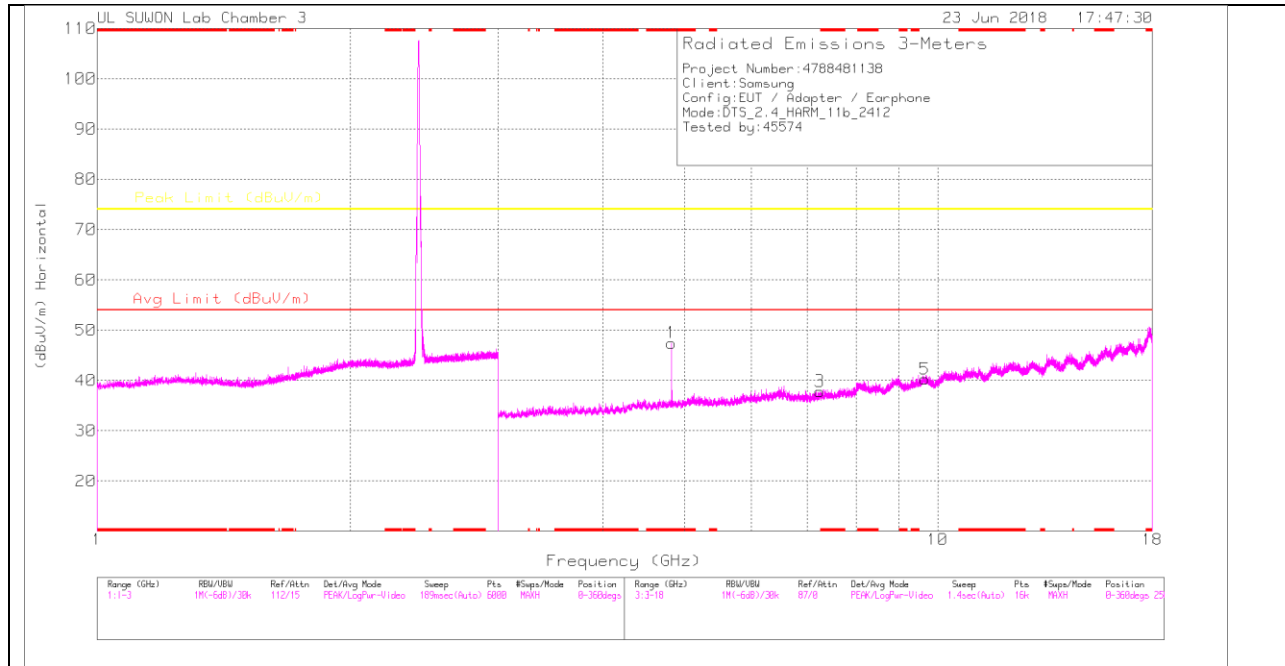
Trace Markers

Marker	Frequency (GHz)	Meter Reading (dBuV)	Det	3117(00205959)	10dB_ATT(dB)	DC Corr (dB)	Corrected Reading (dBuV/m)	Average Limit (dBuV/m)	Margin (dB)	Peak Limit (dBuV/m)	PK Margin (dB)	Azimuth (Degs)	Height (cm)	Polarity
1	* 2.484	44.54	Pk	32.1	-23	0	53.64	-	-	74	-20.36	103	137	V
2	* 2.486	45.89	Pk	32.1	-23.1	0	54.89	-	-	74	-19.11	103	137	V
3	* 2.484	34.14	RMS	32.1	-23	0	43.24	54	-10.76	-	-	103	137	V
4	* 2.486	35.17	RMS	32.1	-23.1	0	44.17	54	-9.83	-	-	103	137	V

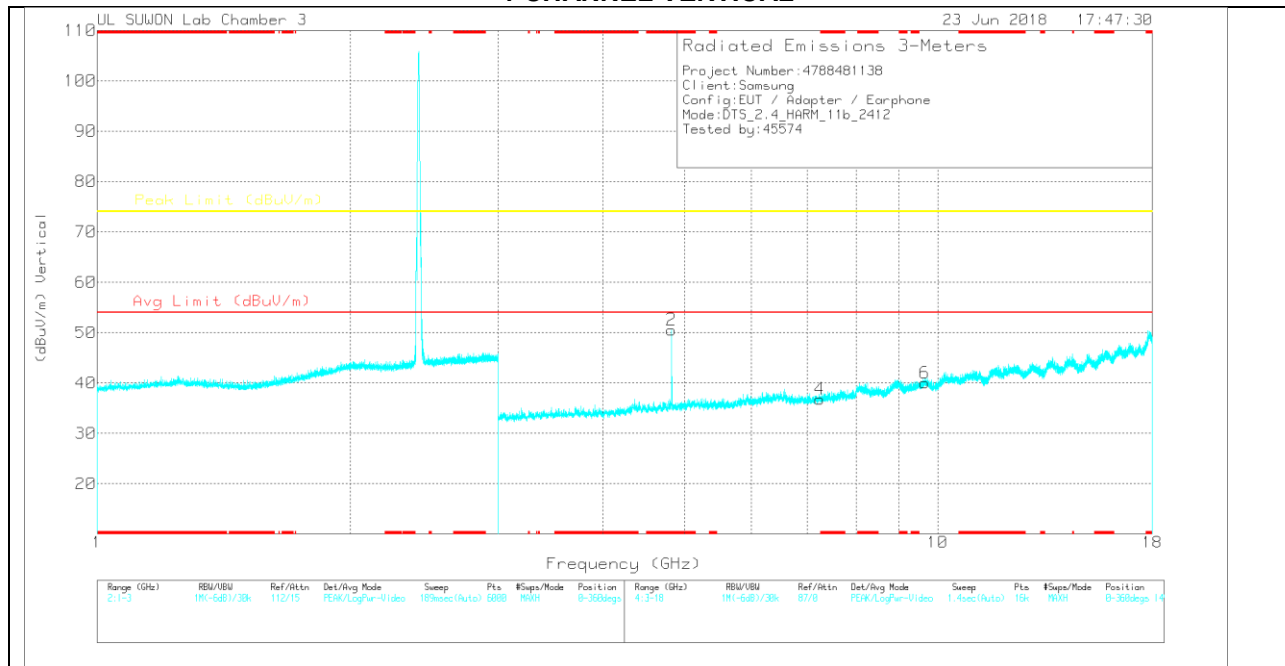
* - indicates frequency in CFR47 Pt 15 / IC RSS-Restricted Band
 Pk - Peak detector
 RMS - RMS detection

HARMONICS AND SPURIOUS EMISSIONS

1 CHANNEL HORIZONTAL



1 CHANNEL VERTICAL



Note: Emission was scanned up to 26GHz; No emissions were detected above the noise floor which was at least 20dB below the specification limit.

1 CHANNEL DATA

Trace Markers

Marker	Frequency (GHz)	Meter Reading (dBuV)	Det	3117[00205959]	3GHz_HP[dB]	DC Corr (dB)	Corrected Reading (dBuV/m)	Avg Limit (dBuV/m)	Margin (dB)	Peak Limit (dBuV/m)	Margin (dB)	Azimuth (Degs)	Height (cm)	Polarity
1	* 4.824	41.76	PK	34	-28.3	0	47.46	-	-	74	-26.54	0-360	250	H
3	7.237	26.11	PK	35.6	-23.9	0	37.81	-	-	74	-36.19	0-360	150	H
5	9.648	23.25	PK	36.7	-19.7	0	40.25	-	-	74	-33.75	0-360	150	H
2	* 4.824	44.84	PK	34	-28.3	0	50.54	-	-	74	-23.46	0-360	250	V
4	7.237	25.01	PK	35.6	-23.8	0	36.81	-	-	74	-37.19	0-360	250	V
6	9.648	23	PK	36.7	-19.7	0	40	-	-	74	-34	0-360	149	V

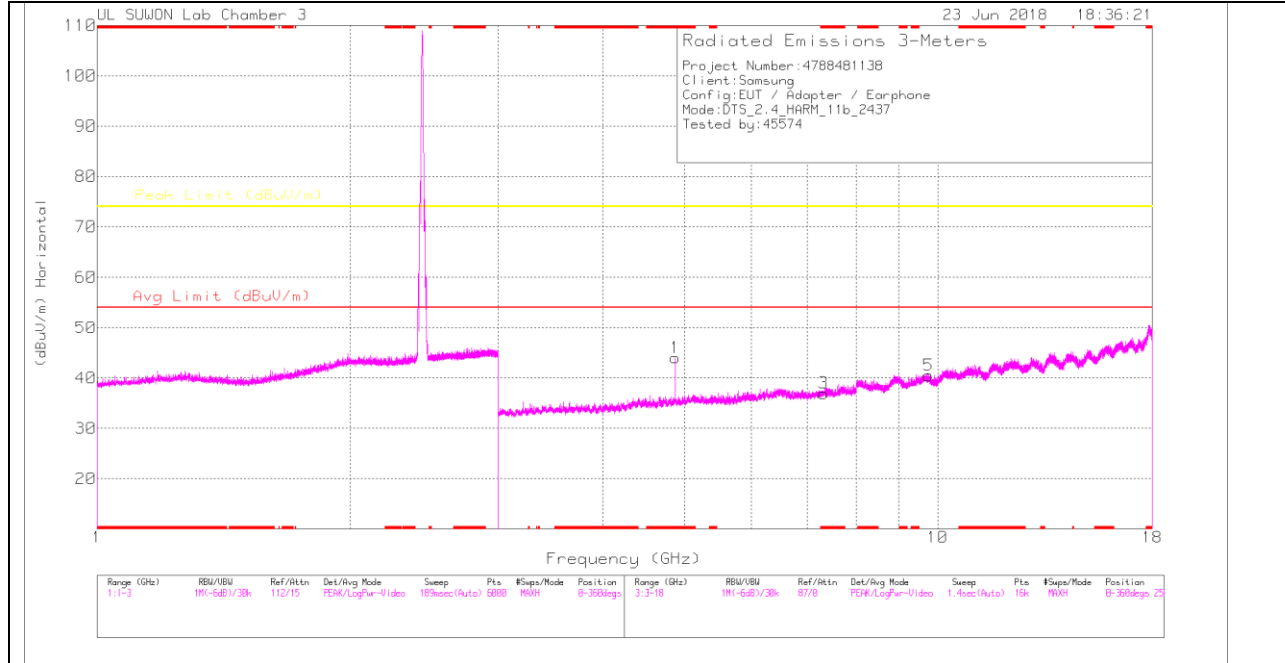
* - indicates frequency in CFR47 Pt 15 / IC RSS-Restricted Band
 PK – Peak Detector

Radiated Emissions

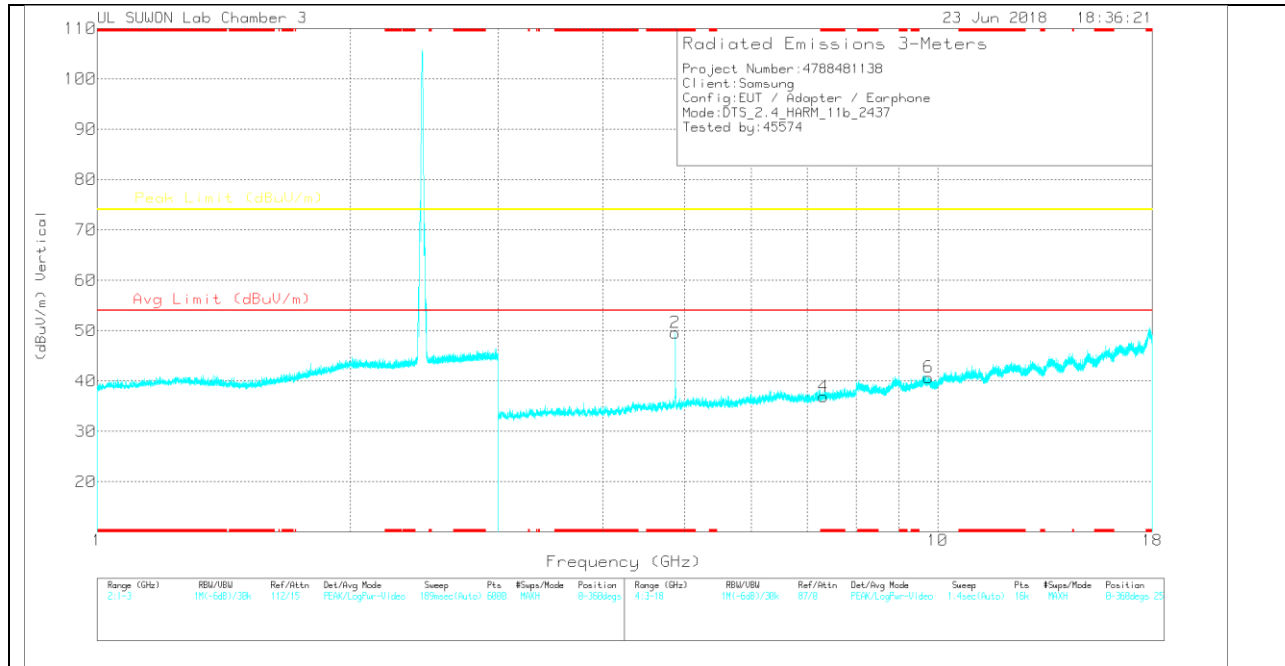
Frequency (GHz)	Meter Reading (dBuV)	Det	3117[00205959]	3GHz_HP[dB]	DC Corr (dB)	Corrected Reading (dBuV/m)	Avg Limit (dBuV/m)	Margin (dB)	Peak Limit (dBuV/m)	Margin (dB)	Azimuth (Degs)	Height (cm)	Polarity
* 4.824	45.58	PK2	34	-28.3	0	51.28	-	-	74	-22.72	59	306	H
* 4.824	41.87	MAv1	34	-28.3	0	47.57	54	-6.43	-	-	59	306	H
* 4.824	47.84	PK2	34	-28.3	0	53.54	-	-	74	-20.46	20	163	V
* 4.824	44.44	MAv1	34	-28.3	0	50.14	54	-3.86	-	-	20	163	V

* - indicates frequency in CFR47 Pt 15 / IC RSS-Restricted Band
 PK2 - KDB558074 Method: Maximum Peak
 MAv1 - KDB558074 Option 1 Maximum RMS Average

6 CHANNEL HORIZONTAL



6 CHANNEL VERTICAL



Note: Emission was scanned up to 26GHz; No emissions were detected above the noise floor which was at least 20dB below the specification limit.

6 CHANNEL DATA

Trace Markers

Marker	Frequency (GHz)	Meter Reading (dBuV)	Det	3117(00205959)	3GHz_HP[dB]	DC Corr (dB)	Corrected Reading (dBuV/m)	Avg Limit (dBuV/m)	Margin (dB)	Peak Limit (dBuV/m)	Margin (dB)	Azimuth (Degs)	Height (cm)	Polarity
1	* 4.873	38.79	PK	34	-28.8	0	43.99	-	-	74	-30.01	0-360	150	H
3	* 7.312	24.86	PK	35.6	-23.5	0	36.96	-	-	74	-37.04	0-360	150	H
5	9.749	23.17	PK	36.9	-19.6	0	40.47	-	-	74	-33.53	0-360	250	H
2	* 4.873	44.39	PK	34	-28.8	0	49.59	-	-	74	-24.41	0-360	251	V
4	* 7.311	24.81	PK	35.6	-23.5	0	36.91	-	-	74	-37.09	0-360	149	V
6	9.749	23.41	PK	36.9	-19.6	0	40.71	-	-	74	-33.29	0-360	251	V

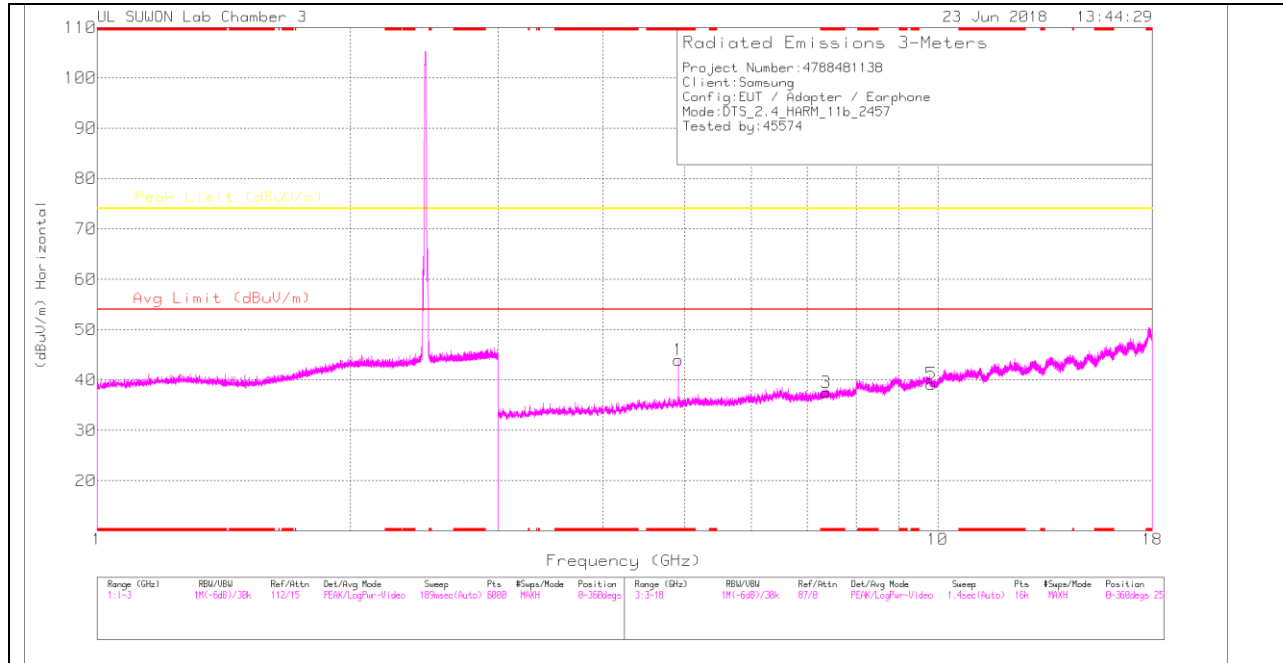
* - indicates frequency in CFR47 Pt 15 / IC RSS-Restricted Band
 PK – Peak Detector

Radiated Emissions

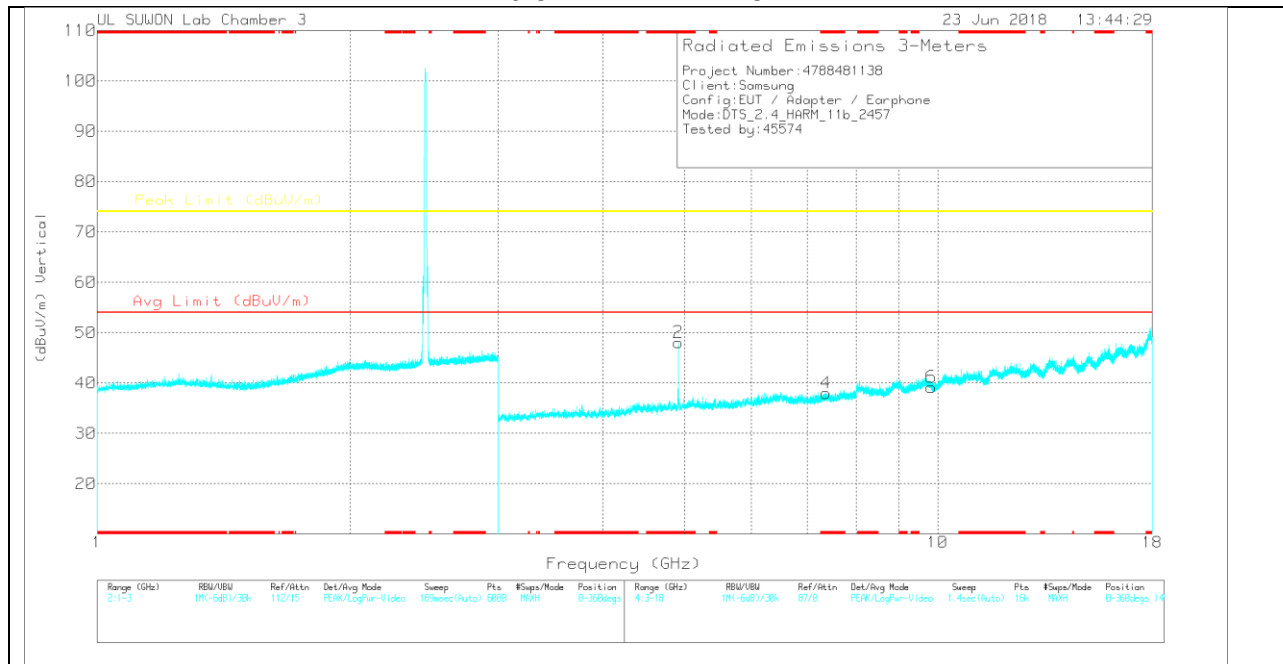
Frequency (GHz)	Meter Reading (dBuV)	Det	3117(00205959)	3GHz_HP[dB]	DC Corr (dB)	Corrected Reading (dBuV/m)	Avg Limit (dBuV/m)	Margin (dB)	Peak Limit (dBuV/m)	Margin (dB)	Azimuth (Degs)	Height (cm)	Polarity
* 4.874	41.22	PK2	34	-28.9	0	46.32	-	-	74	-27.68	59	306	H
* 4.874	38.7	MAv1	34	-28.9	0	43.8	54	-10.2	-	-	59	306	H
* 4.874	43.47	PK2	34	-28.9	0	48.57	-	-	74	-25.43	20	162	V
* 4.874	41.75	MAv1	34	-28.9	0	46.85	54	-7.15	-	-	20	162	V

* - indicates frequency in CFR47 Pt 15 / IC RSS-Restricted Band
 PK2 - KDB558074 Method: Maximum Peak
 MAv1 - KDB558074 Option 1 Maximum RMS Average

10 CHANNEL HORIZONTAL



10 CHANNEL VERTICAL



Note: Emission was scanned up to 26GHz; No emissions were detected above the noise floor which was at least 20dB below the specification limit.

10 CHANNEL DATA

Trace Markers

Marker	Frequency (GHz)	Meter Reading (dBuV)	Det	3117[00205959]	3GHz_HP[dB]	DC Corr (dB)	Corrected Reading (dBuV/m)	Avg Limit (dBuV/m)	Margin (dB)	Peak Limit (dBuV/m)	Margin (dB)	Azimuth (Degs)	Height (cm)	Polarity
1	* 4.914	38.87	PK	34	-28.9	0	43.97	-	-	74	-30.03	0-360	150	H
3	* 7.37	25.01	PK	35.6	-23.1	0	37.51	-	-	74	-36.49	0-360	150	H
5	9.828	21.91	PK	37	-19.7	0	39.21	-	-	74	-34.79	0-360	250	H
2	* 4.914	42.97	PK	34	-28.9	0	48.07	-	-	74	-25.93	0-360	250	V
4	* 7.37	25.49	PK	35.6	-23.1	0	37.99	-	-	74	-36.01	0-360	250	V
6	9.828	21.9	PK	37	-19.7	0	39.2	-	-	74	-34.8	0-360	250	V

* - indicates frequency in CFR47 Pt 15 / IC RSS-Restricted Band
 PK – Peak Detector

Radiated Emissions

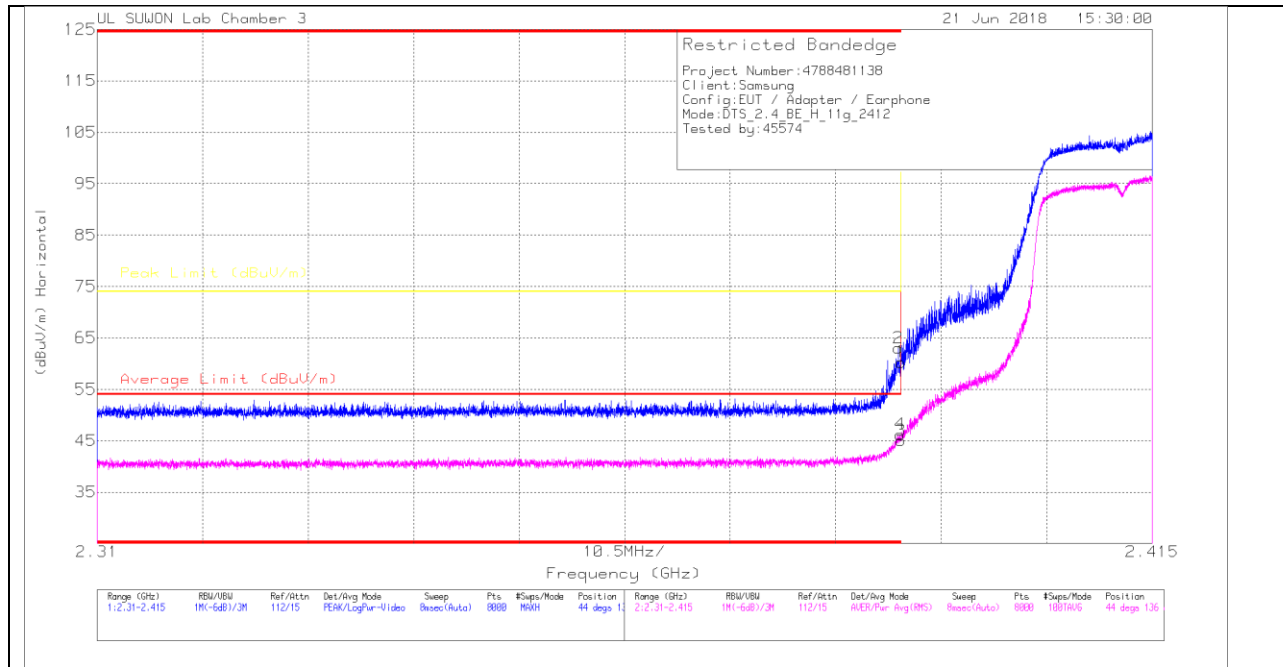
Frequency (GHz)	Meter Reading (dBuV)	Det	3117[00205959]	3GHz_HP[dB]	DC Corr (dB)	Corrected Reading (dBuV/m)	Avg Limit (dBuV/m)	Margin (dB)	Peak Limit (dBuV/m)	Margin (dB)	Azimuth (Degs)	Height (cm)	Polarity
* 4.914	44.37	PK2	34	-29	0	49.37	-	-	74	-24.63	45	107	H
* 4.914	38.82	MAv1	34	-29	0	43.82	54	-10.18	-	-	45	107	H
* 4.914	46.72	PK2	34	-29	0	51.72	-	-	74	-22.28	179	338	V
* 4.914	42.8	MAv1	34	-29	0	47.8	54	-6.2	-	-	179	338	V

* - indicates frequency in CFR47 Pt 15 / IC RSS-Restricted Band
 PK2 - KDB558074 Method: Maximum Peak
 MAv1 - KDB558074 Option 1 Maximum RMS Average

11.2.2.TX ABOVE 1 GHz 802.11g MODE IN THE 2.4 GHz BAND

RESTRICTED BANDEDGE (1 CHANNEL)

HORIZONTAL PEAK AND AVERAGE PLOT



HORIZONTAL DATA

Trace Markers

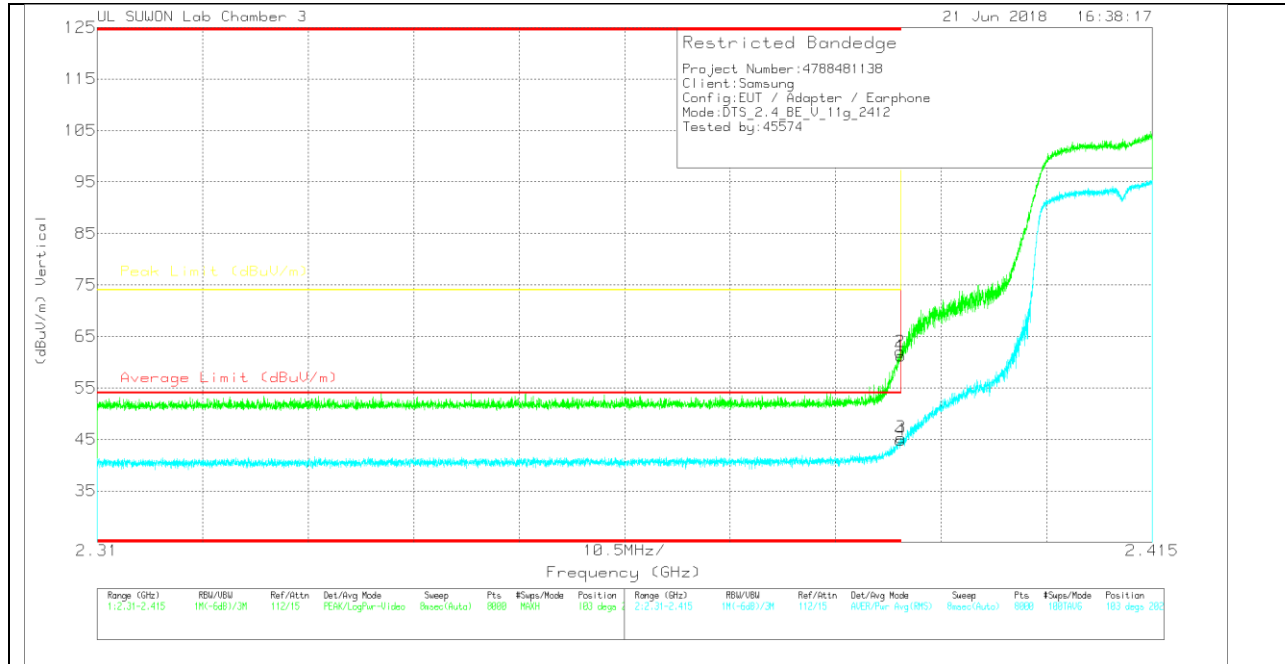
Marker	Frequency (GHz)	Meter Reading (dBuV)	Det	3117(00205959)	10dB_ATT(dB)	DC Corr (dB)	Corrected Reading (dBuV/m)	Average Limit (dBuV/m)	Margin (dB)	Peak Limit (dBuV/m)	PK Margin (dB)	Azimuth (Degs)	Height (cm)	Polarity
1	* 2.39	51.78	Pk	31.8	-23.3	0	60.28	-	-	74	-13.72	44	136	H
2	* 2.39	54.51	Pk	31.8	-23.3	0	63.01	-	-	74	-10.99	44	136	H
3	* 2.39	36.56	RMS	31.8	-23.3	0	45.06	54	-8.94	-	-	44	136	H
4	* 2.39	37.73	RMS	31.8	-23.3	0	46.23	54	-7.77	-	-	44	136	H

* - indicates frequency in CFR47 Pt 15 / IC RSS-Restricted Band

Pk - Peak detector

RMS - RMS detection

VERTICAL PEAK AND AVERAGE PLOT



VERTICAL DATA

Trace Markers

Marker	Frequency (GHz)	Meter Reading (dBuV)	Det	3117(00205959)	10dB_ATT[dB]	DC Corr (dB)	Corrected Reading (dBuV/m)	Average Limit (dBuV/m)	Margin (dB)	Peak Limit (dBuV/m)	PK Margin (dB)	Azimuth (Degs)	Height (cm)	Polarity
1	* 2.39	52.7	Pk	31.8	-23.3	0	61.2	-	-	74	-12.8	103	202	V
2	* 2.39	53.52	Pk	31.8	-23.3	0	62.02	-	-	74	-11.98	103	202	V
3	* 2.39	36.88	RMS	31.8	-23.3	0	45.38	54	-8.62	-	-	103	202	V
4	* 2.39	36.36	RMS	31.8	-23.3	0	44.86	54	-9.14	-	-	103	202	V

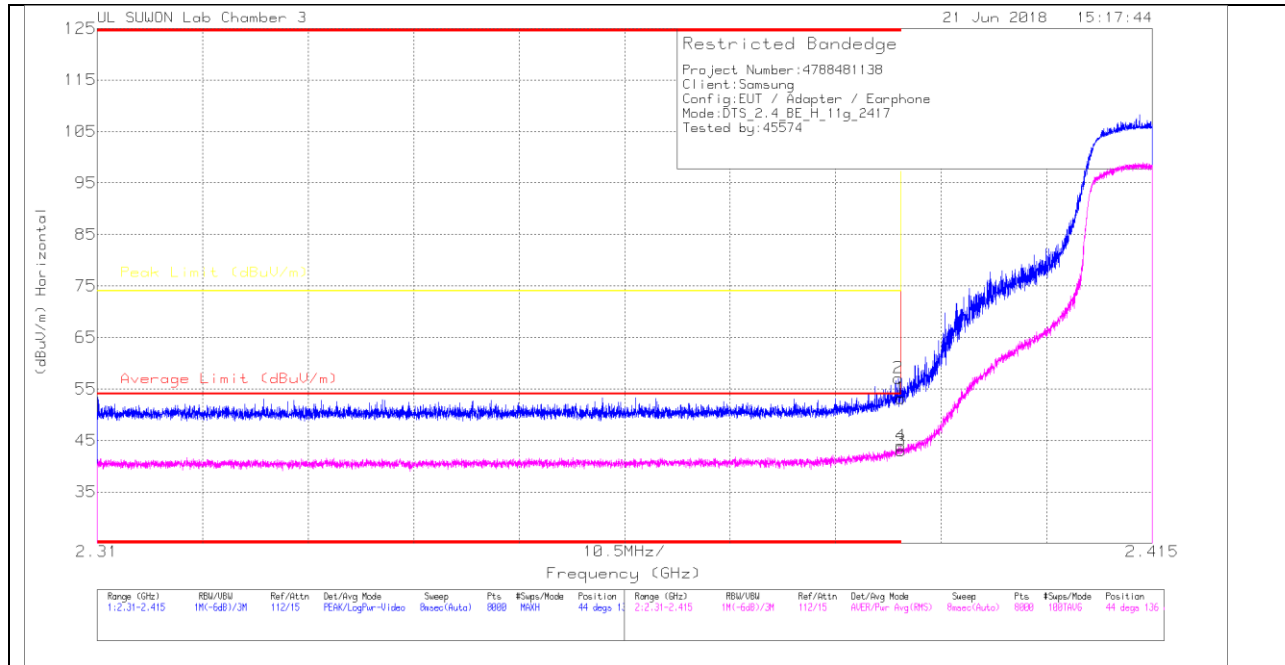
* - indicates frequency in CFR47 Pt 15 / IC RSS-Restricted Band

Pk - Peak detector

RMS - RMS detection

RESTRICTED BANDEDGE (2 CHANNEL)

HORIZONTAL PEAK AND AVERAGE PLOT



HORIZONTAL DATA

Trace Markers

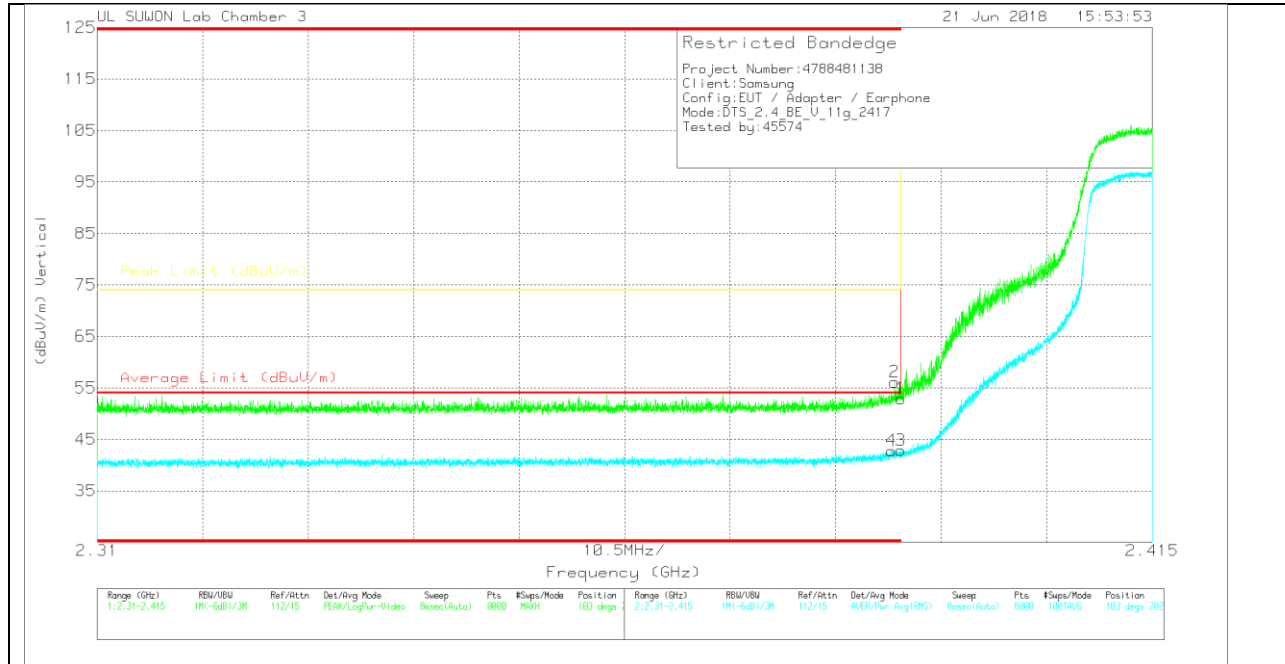
Marker	Frequency (GHz)	Meter Reading (dBuV)	Det	3117(00205959)	10dB_ATT[dB]	DC Corr (dB)	Corrected Reading (dBuV/m)	Average Limit (dBuV/m)	Margin (dB)	Peak Limit (dBuV/m)	PK Margin (dB)	Azimuth (Degs)	Height (cm)	Polarity
1	* 2.39	44.68	Pk	31.8	-23.3	0	53.18	-	-	74	-20.82	44	136	H
2	* 2.39	48.6	Pk	31.8	-23.3	0	57.1	-	-	74	-16.9	44	136	H
3	* 2.39	34.54	RMS	31.8	-23.3	0	43.04	54	-10.96	-	-	44	136	H
4	* 2.39	35.45	RMS	31.8	-23.3	0	43.95	54	-10.05	-	-	44	136	H

* - indicates frequency in CFR47 Pt 15 / IC RSS-Restricted Band

Pk - Peak detector

RMS - RMS detection

VERTICAL PEAK AND AVERAGE PLOT



VERTICAL DATA

Trace Markers

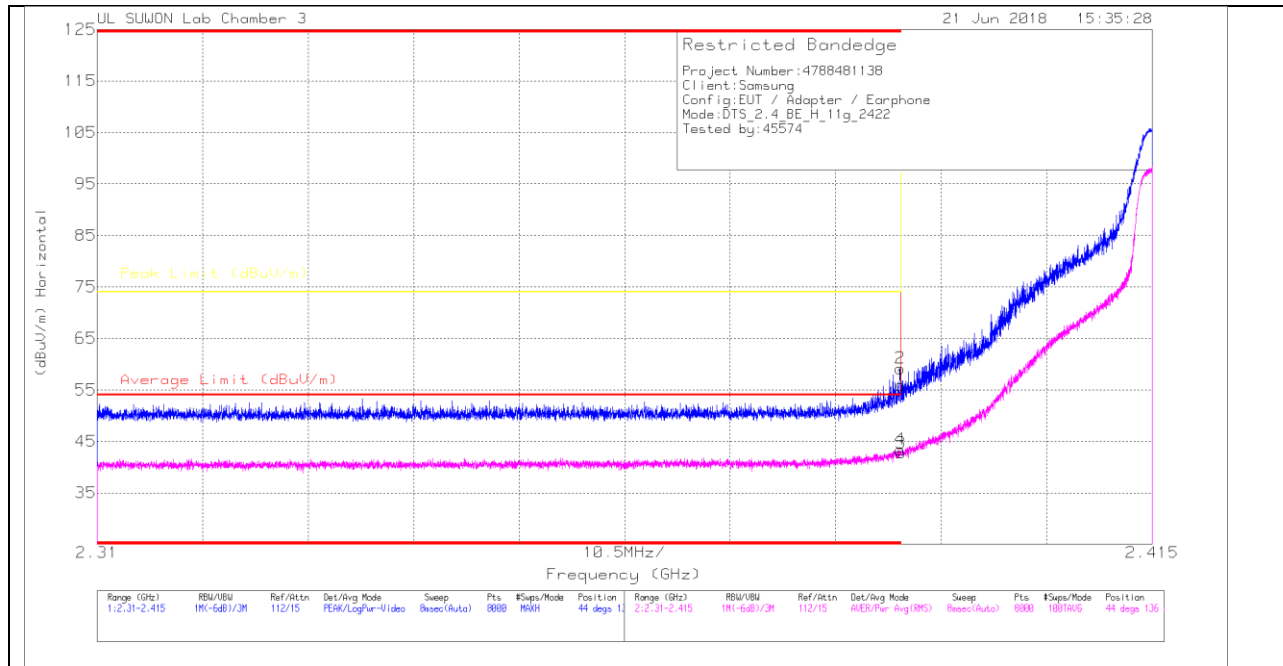
Marker	Frequency (GHz)	Meter Reading (dBuV)	Det	3117(00205959)	10dB_ATT[dB]	DC Corr (dB)	Corrected Reading (dBuV/m)	Average Limit (dBuV/m)	Margin (dB)	Peak Limit (dBuV/m)	PK Margin (dB)	Azimuth (Degs)	Height (cm)	Polarity
1	* 2.39	44.44	Pk	31.8	-23.3	0	52.94	-	-	74	-21.06	103	202	V
2	* 2.389	47.65	Pk	31.8	-23.3	0	56.15	-	-	74	-17.85	103	202	V
3	* 2.39	34.35	RMS	31.8	-23.3	0	42.85	54	-11.15	-	-	103	202	V
4	* 2.389	34.3	RMS	31.8	-23.3	0	42.8	54	-11.2	-	-	103	202	V

* - indicates frequency in CFR47 Pt 15 / IC RSS-Restricted Band

Pk - Peak detector

RMS - RMS detection

RESTRICTED BANDEDGE (3 CHANNEL) HORIZONTAL PEAK AND AVERAGE PLOT



HORIZONTAL DATA

Trace Markers

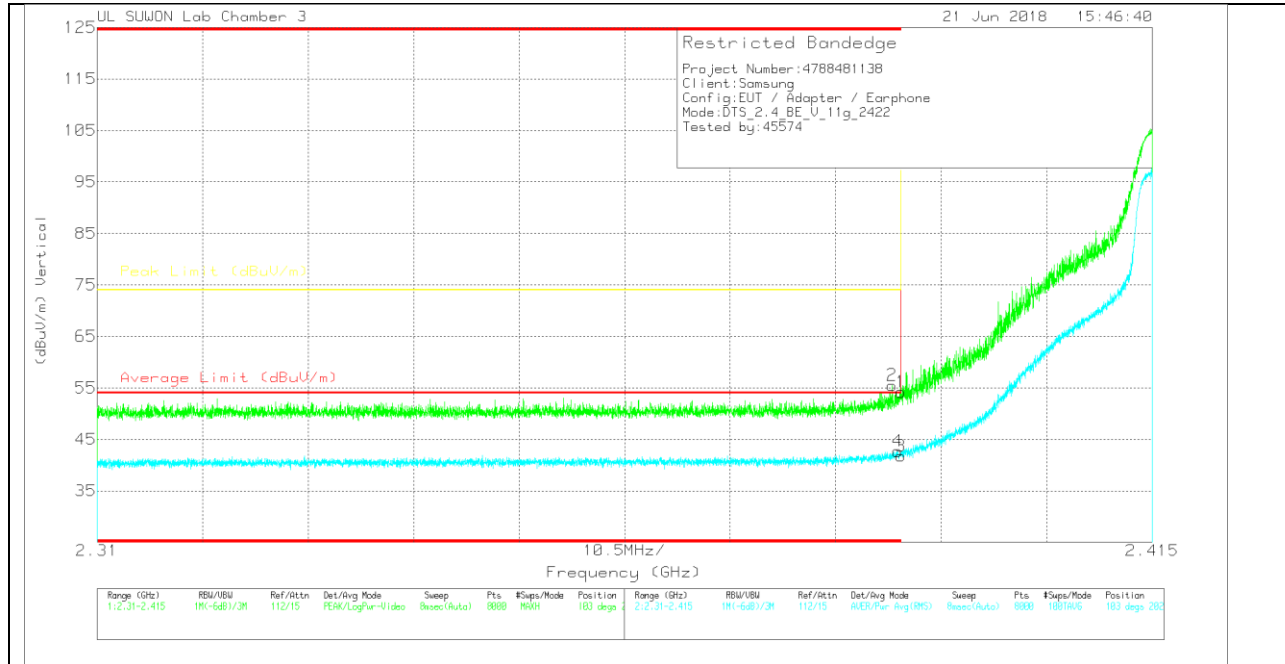
Marker	Frequency (GHz)	Meter Reading (dBuV)	Det	3117(00205959)	10dB_ATT(dB)	DC Corr (dB)	Corrected Reading (dBuV/m)	Average Limit (dBuV/m)	Margin (dB)	Peak Limit (dBuV/m)	Pk Margin (dB)	Azimuth (Degs)	Height (cm)	Polarity
1	* 2.39	47.41	Pk	31.8	-23.3	0	55.91	-	-	74	-18.09	44	136	H
2	* 2.39	50.68	Pk	31.8	-23.3	0	59.18	-	-	74	-14.82	44	136	H
3	* 2.39	34.26	RMS	31.8	-23.3	0	42.76	54	-11.24	-	-	44	136	H
4	* 2.39	34.92	RMS	31.8	-23.3	0	43.42	54	-10.58	-	-	44	136	H

* - indicates frequency in CFR47 Pt 15 / IC RSS-Restricted Band

Pk - Peak detector

RMS - RMS detection

VERTICAL PEAK AND AVERAGE PLOT



VERTICAL DATA

Trace Markers

Marker	Frequency (GHz)	Meter Reading (dBuV)	Det	3117(00205959)	10dB_ATT[dB]	DC Corr (dB)	Corrected Reading (dBuV/m)	Average Limit (dBuV/m)	Margin (dB)	Peak Limit (dBuV/m)	PK Margin (dB)	Azimuth (Degs)	Height (cm)	Polarity
1	* 2.39	45.7	Pk	31.8	-23.3	0	54.2	-	-	74	-19.8	103	202	V
2	* 2.389	47.01	Pk	31.8	-23.3	0	55.51	-	-	74	-18.49	103	202	V
3	* 2.39	33.25	RMS	31.8	-23.3	0	41.75	54	-12.25	-	-	103	202	V
4	* 2.39	34.2	RMS	31.8	-23.3	0	42.7	54	-11.3	-	-	103	202	V

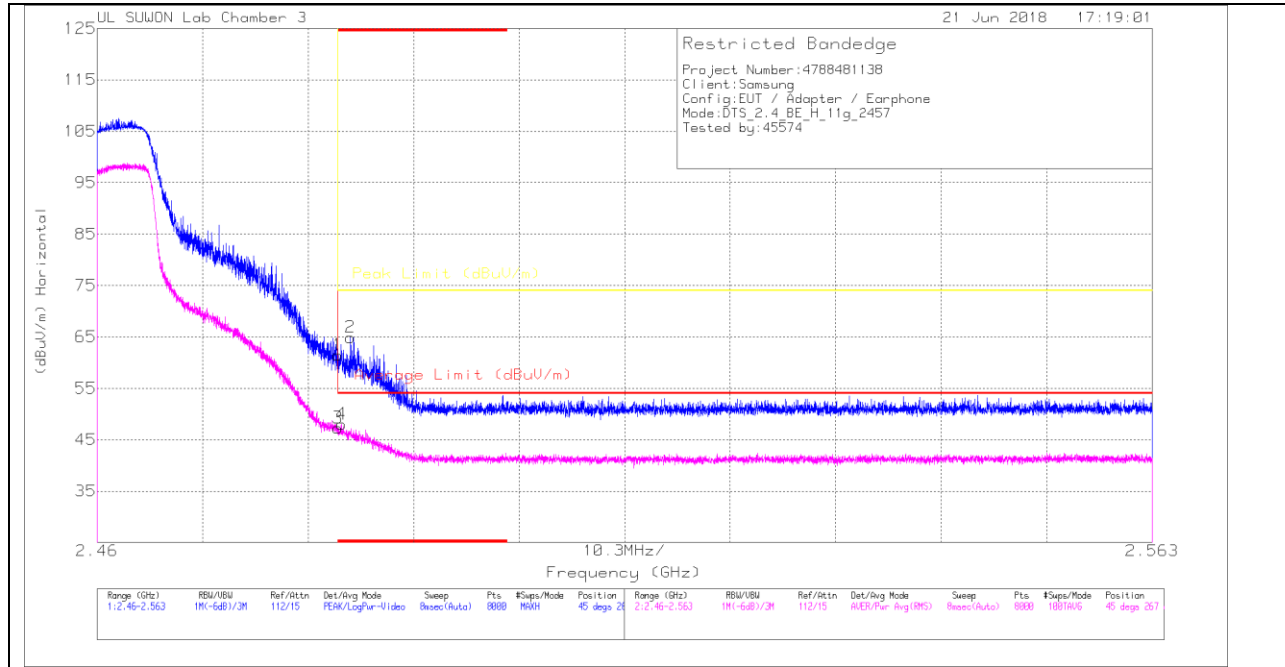
* - indicates frequency in CFR47 Pt 15 / IC RSS-Restricted Band

Pk - Peak detector

RMS - RMS detection

AUTHORIZED BANDEDGE (10 CHANNEL)

HORIZONTAL PEAK AND AVERAGE PLOT



HORIZONTAL DATA

Trace Markers

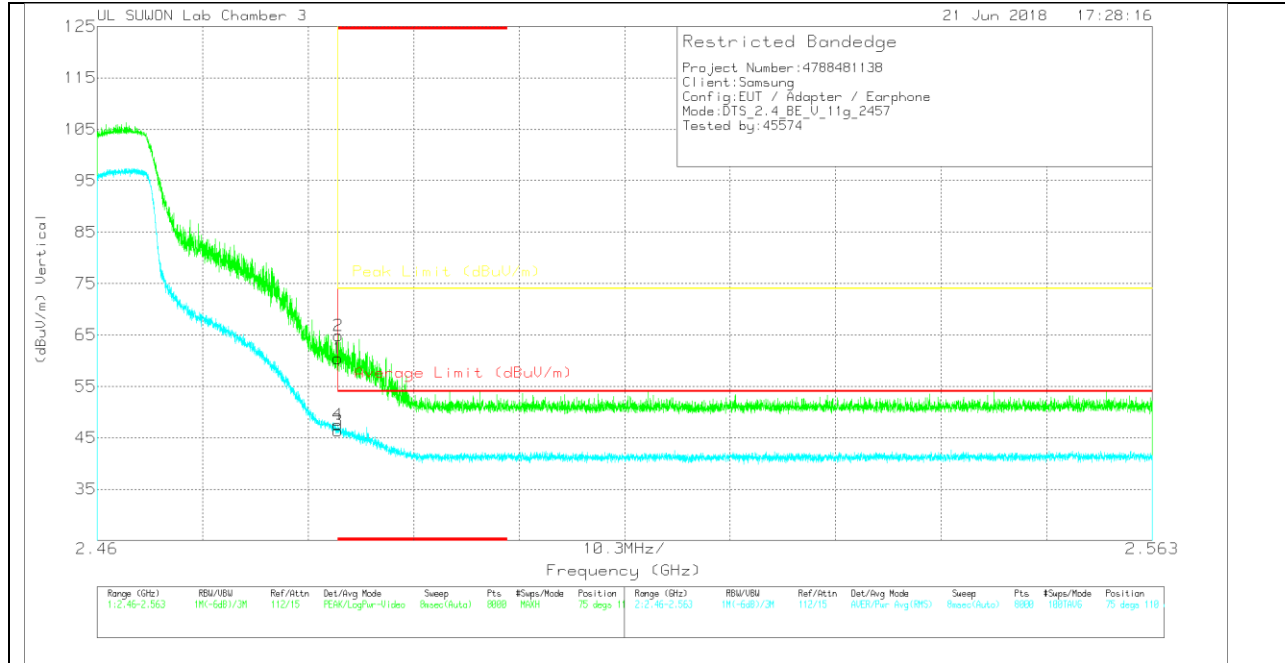
Marker	Frequency (GHz)	Meter Reading (dBuV)	Det	3117(00205959)	10dB_ATT(dB)	DC Corr (dB)	Corrected Reading (dBuV/m)	Average Limit (dBuV/m)	Margin (dB)	Peak Limit (dBuV/m)	PK Margin (dB)	Azimuth (Degs)	Height (cm)	Polarity
1	* 2.484	52.37	Pk	32.1	-23	0	61.47	-	-	74	-12.53	45	267	H
2	* 2.485	55.93	Pk	32.1	-23.1	0	64.93	-	-	74	-9.07	45	267	H
3	* 2.484	38.19	RMS	32.1	-23	0	47.29	54	-6.71	-	-	45	267	H
4	* 2.484	39.02	RMS	32.1	-23.1	0	48.02	54	-5.98	-	-	45	267	H

* - indicates frequency in CFR47 Pt 15 / IC RSS-Restricted Band

Pk - Peak detector

RMS - RMS detection

VERTICAL PEAK AND AVERAGE PLOT



VERTICAL DATA

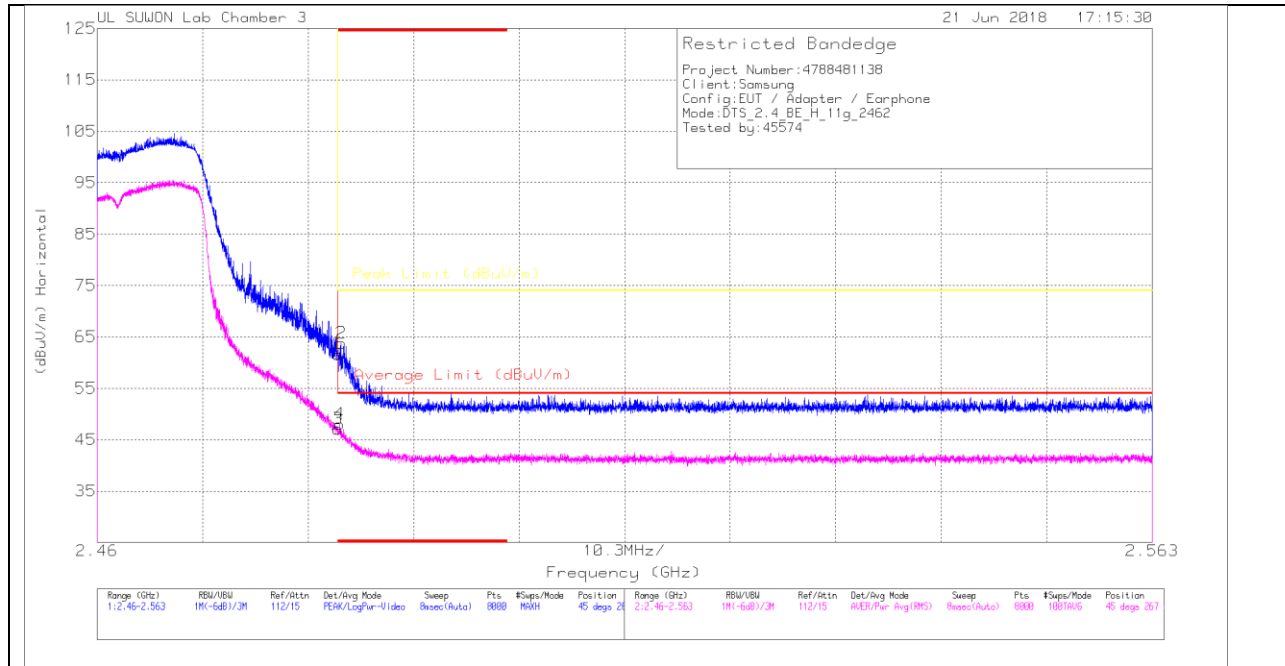
Trace Markers

Marker	Frequency (GHz)	Meter Reading (dBuV)	Det	3117(00205959)	10dB_ATT[dB]	DC Corr (dB)	Corrected Reading (dBuV/m)	Average Limit (dBuV/m)	Margin (dB)	Peak Limit (dBuV/m)	PK Margin (dB)	Azimuth (Degs)	Height (cm)	Polarity
1	* 2.484	51.32	Pk	32.1	-23	0	60.42	-	-	74	-13.58	75	110	V
2	* 2.484	55.76	Pk	32.1	-23	0	64.86	-	-	74	-9.14	75	110	V
3	* 2.484	37.27	RMS	32.1	-23	0	46.37	54	-7.63	-	-	75	110	V
4	* 2.484	38.41	RMS	32.1	-23	0	47.51	54	-6.49	-	-	75	110	V

* - indicates frequency in CFR47 Pt 15 / IC RSS-Restricted Band
 Pk - Peak detector
 RMS - RMS detection

AUTHORIZED BANDEDGE (11 CHANNEL)

HORIZONTAL PEAK AND AVERAGE PLOT



HORIZONTAL DATA

Trace Markers

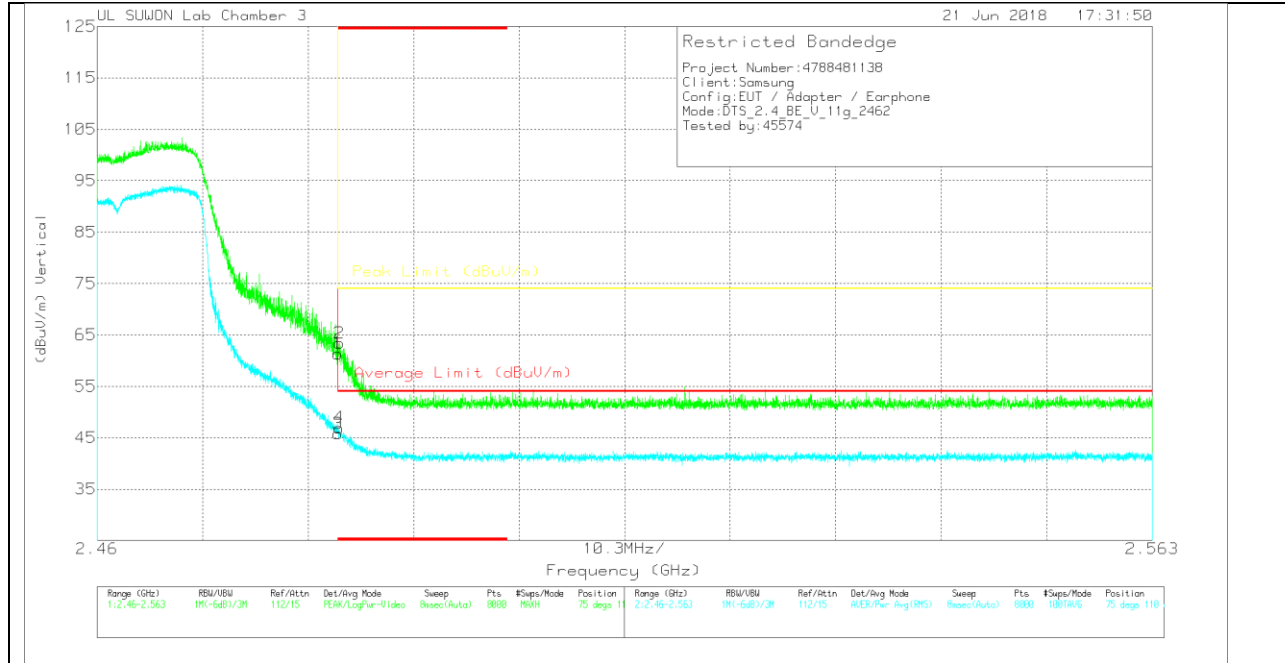
Marker	Frequency (GHz)	Meter Reading (dBuV)	Det	3117[00205999]	10dB_ATT[0dB]	DC Corr (dB)	Corrected Reading (dBuV/m)	Average Limit (dBuV/m)	Margin (dB)	Peak Limit (dBuV/m)	PK Margin (dB)	Azimuth (Degs)	Height (cm)	Polarity
1	* 2.484	52.52	Pk	32.1	-23	0	61.62	-	-	74	-12.38	45	267	H
2	* 2.484	54.78	Pk	32.1	-23.1	0	63.78	-	-	74	-10.22	45	267	H
3	* 2.484	38	RMS	32.1	-23	0	47.1	54	-6.9	-	-	45	267	H
4	* 2.484	38.95	RMS	32.1	-23	0	48.05	54	-5.95	-	-	45	267	H

* - indicates frequency in CFR47 Pt 15 / IC RSS-Restricted Band

Pk - Peak detector

RMS - RMS detection

VERTICAL PEAK AND AVERAGE PLOT



VERTICAL DATA

Trace Markers

Marker	Frequency (GHz)	Meter Reading (dBuV)	Det	3117(00205959)	10dB_ATT[dB]	DC Corr (dB)	Corrected Reading (dBuV/m)	Average Limit (dBuV/m)	Margin (dB)	Peak Limit (dBuV/m)	PK Margin (dB)	Azimuth (Degs)	Height (cm)	Polarity
1	* 2.484	52.28	Pk	32.1	-23	0	61.38	-	-	74	-12.62	75	110	V
2	* 2.484	54.31	Pk	32.1	-23	0	63.41	-	-	74	-10.59	75	110	V
3	* 2.484	36.68	RMS	32.1	-23	0	45.78	54	-8.22	-	-	75	110	V
4	* 2.484	37.84	RMS	32.1	-23	0	46.94	54	-7.06	-	-	75	110	V

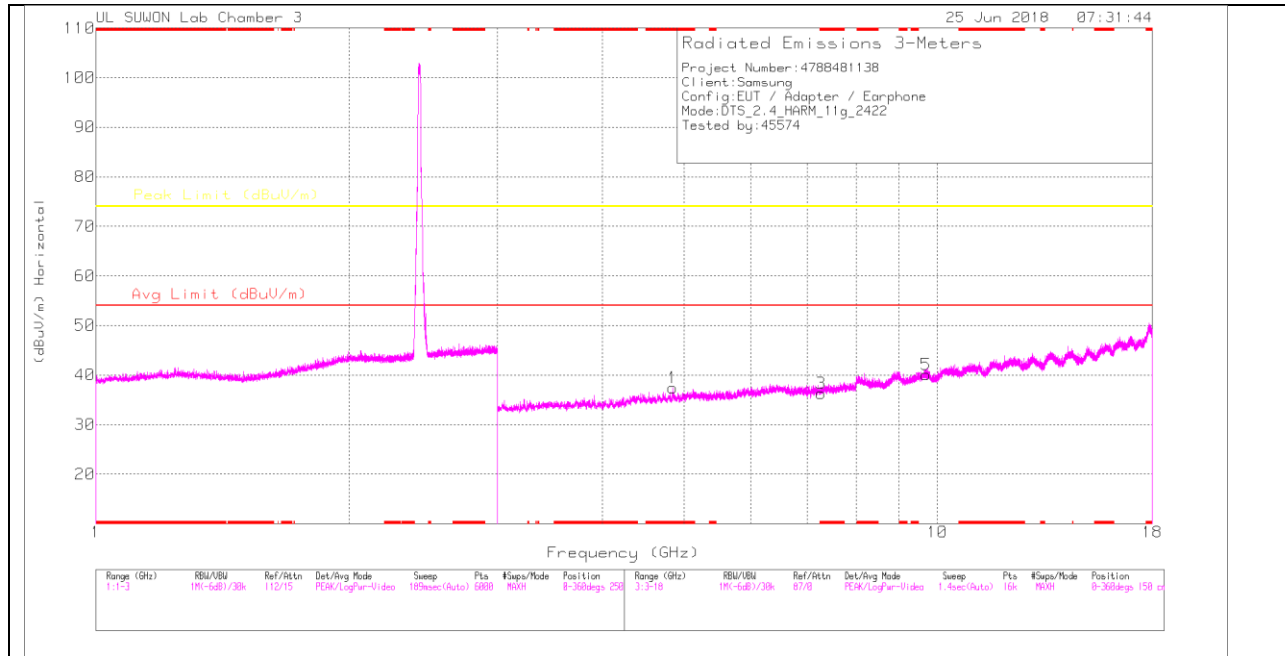
* - indicates frequency in CFR47 Pt 15 / IC RSS-Restricted Band

Pk - Peak detector

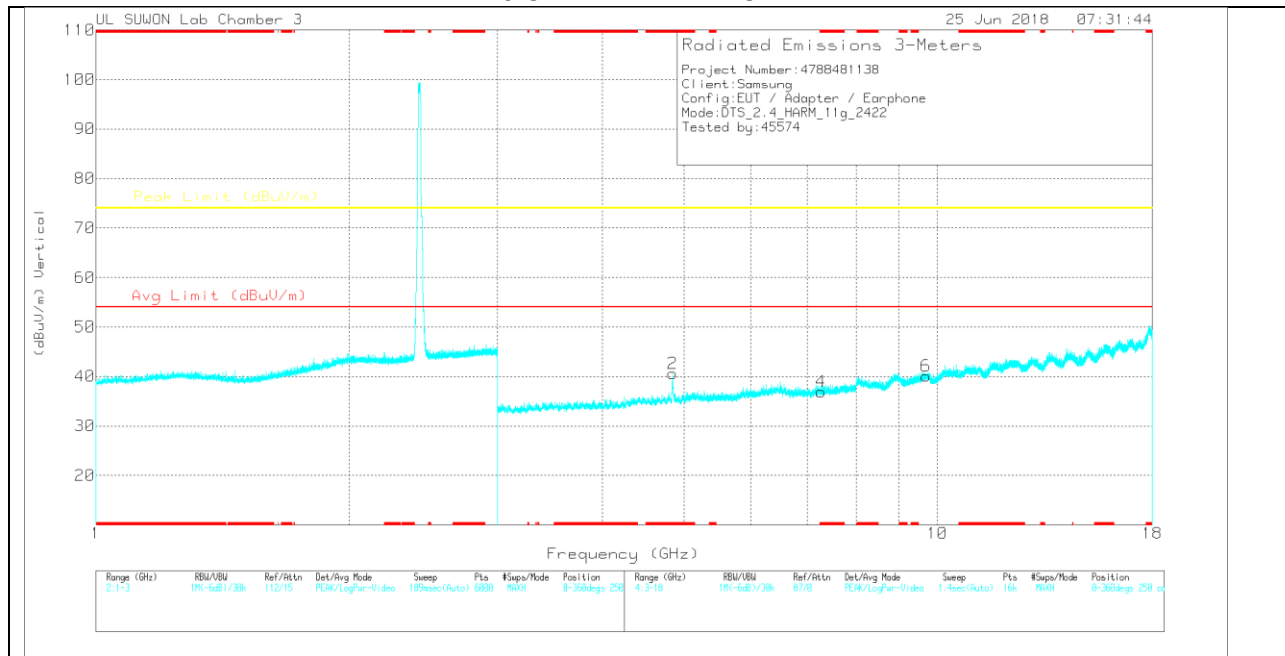
RMS - RMS detection

HARMONICS AND SPURIOUS EMISSIONS

3 CHANNEL HORIZONTAL



3 CHANNEL VERTICAL



Note: Emission was scanned up to 26GHz; No emissions were detected above the noise floor which was at least 20dB below the specification limit.

3 CHANNEL DATA

Trace Markers

Marker	Frequency (GHz)	Meter Reading (dBuV)	Det	3117[00205959]	3GHz_HP[dB]	DC Corr (dB)	Corrected Reading (dBuV/m)	Avg Limit (dBuV/m)	Margin (dB)	Peak Limit (dBuV/m)	Margin (dB)	Azimuth (Degs)	Height (cm)	Polarity
1	* 4.849	32.03	PK	34	-28.6	0	37.43	-	-	74	-36.57	0-360	250	H
3	* 7.266	24.44	PK	35.6	-23.8	0	36.24	-	-	74	-37.76	0-360	250	H
5	9.688	22.86	PK	36.8	-19.6	0	40.06	-	-	74	-33.94	0-360	150	H
2	* 4.842	35.15	PK	34	-28.6	0	40.55	-	-	74	-33.45	0-360	250	V
4	* 7.266	25.17	PK	35.6	-23.8	0	36.97	-	-	74	-37.03	0-360	149	V
6	9.689	22.76	PK	36.8	-19.5	0	40.06	-	-	74	-33.94	0-360	250	V

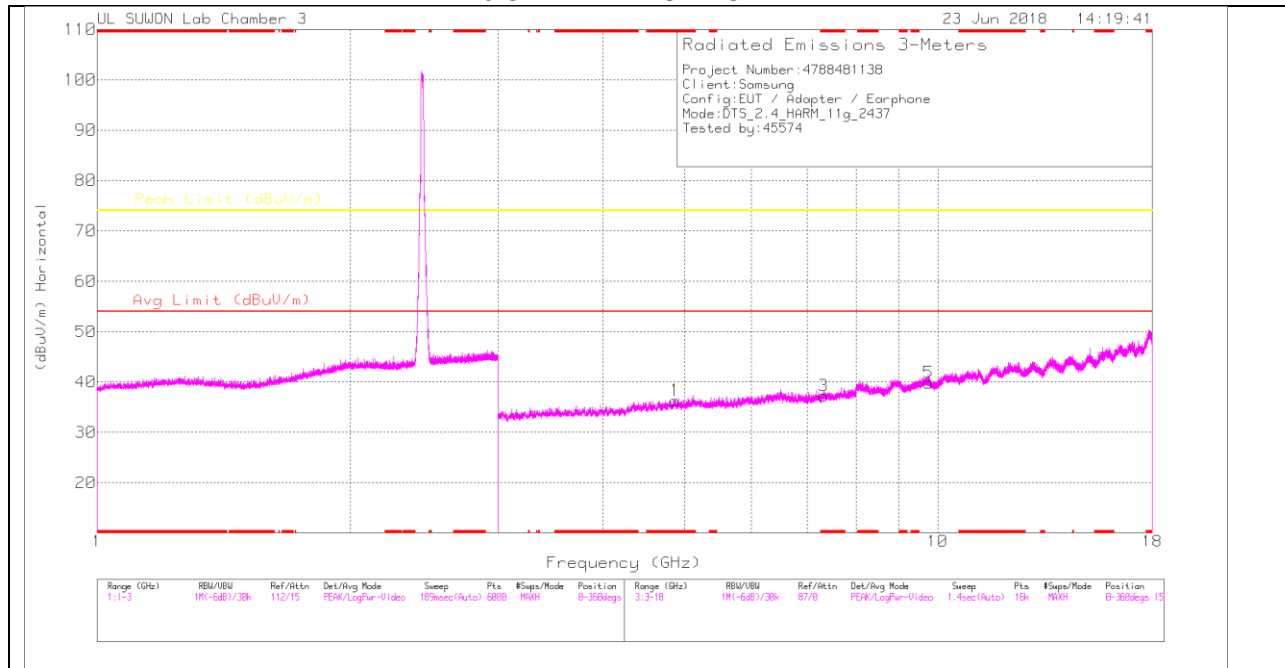
* - indicates frequency in CFR47 Pt 15 / IC RSS-Restricted Band
 PK – Peak Detector

Radiated Emissions

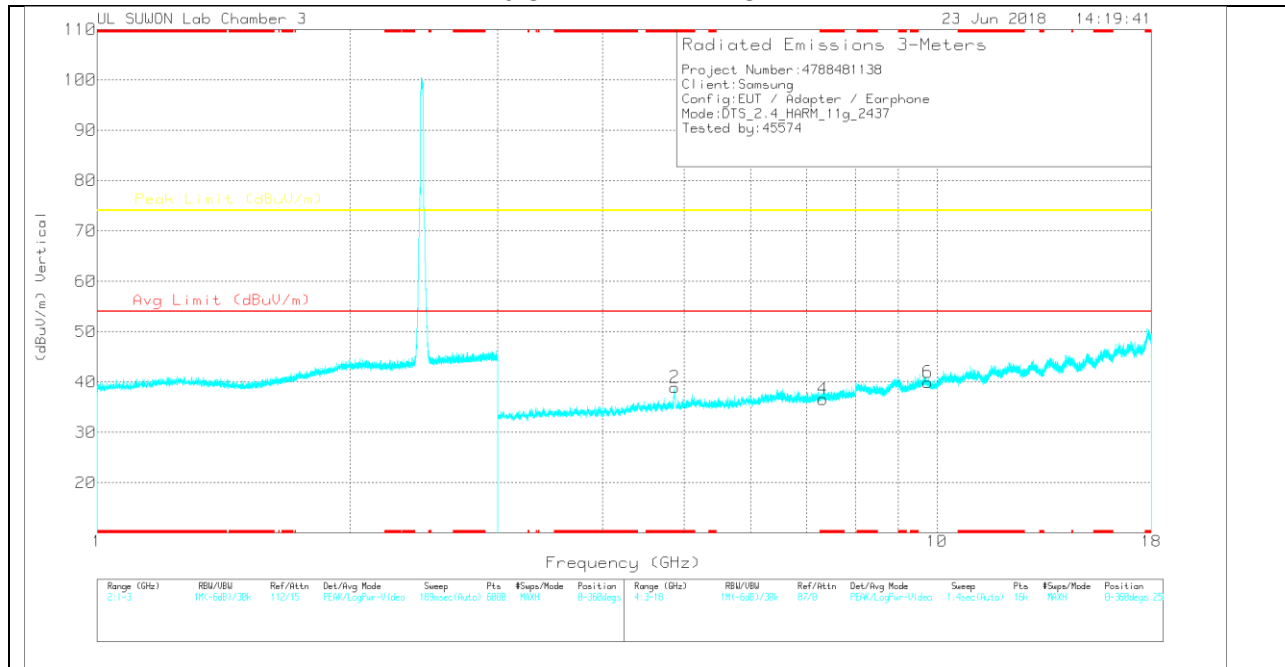
Frequency (GHz)	Meter Reading (dBuV)	Det	3117[00205959]	3GHz_HP[dB]	DC Corr (dB)	Corrected Reading (dBuV/m)	Avg Limit (dBuV/m)	Margin (dB)	Peak Limit (dBuV/m)	Margin (dB)	Azimuth (Degs)	Height (cm)	Polarity
* 4.845	40.37	PK2	34	-28.5	0	45.87	-	-	74	-28.13	20	161	V
* 4.846	30.78	MAv1	34	-28.5	0	36.28	54	-17.72	-	-	20	161	V

* - indicates frequency in CFR47 Pt 15 / IC RSS-Restricted Band
 PK2 - KDB558074 Method: Maximum Peak
 MAv1 - KDB558074 Option 1 Maximum RMS Average

6 CHANNEL HORIZONTAL



6 CHANNEL VERTICAL



Note: Emission was scanned up to 26GHz; No emissions were detected above the noise floor which was at least 20dB below the specification limit.

6 CHANNEL DATA

Trace Markers

Marker	Frequency (GHz)	Meter Reading (dBuV)	Det	3117[00205959]	3GHz_HP[dB]	DC Corr (dB)	Corrected Reading (dBuV/m)	Avg Limit (dBuV/m)	Margin (dB)	Peak Limit (dBuV/m)	Margin (dB)	Azimuth (Degs)	Height (cm)	Polarity
1	* 4.872	31.11	PK	34	-28.8	0	36.31	-	-	74	-37.69	0-360	150	H
3	* 7.312	25.13	PK	35.6	-23.5	0	37.23	-	-	74	-36.77	0-360	250	H
5	9.749	22.55	PK	36.9	-19.6	0	39.85	-	-	74	-34.15	0-360	150	H
2	* 4.872	33.74	PK	34	-28.8	0	38.94	-	-	74	-35.06	0-360	250	V
4	* 7.312	24.5	PK	35.6	-23.5	0	36.6	-	-	74	-37.4	0-360	149	V
6	9.749	22.64	PK	36.9	-19.6	0	39.94	-	-	74	-34.06	0-360	250	V

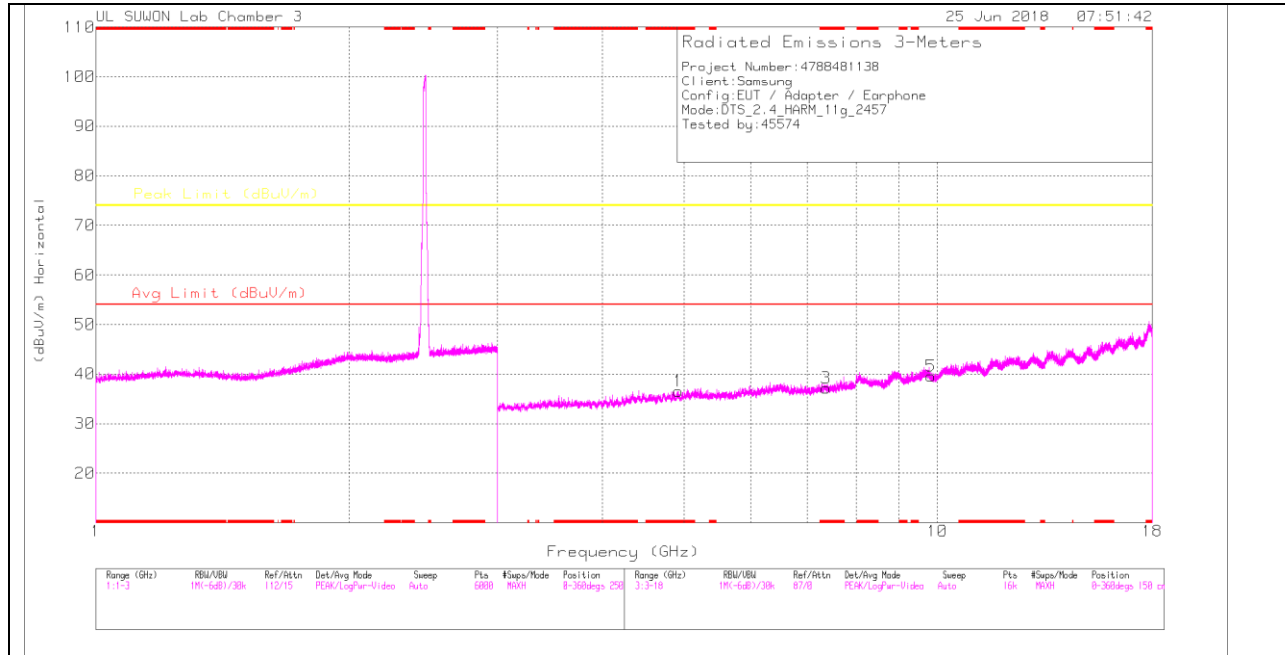
* - indicates frequency in CFR47 Pt 15 / IC RSS-Restricted Band
 PK – Peak Detector

Radiated Emissions

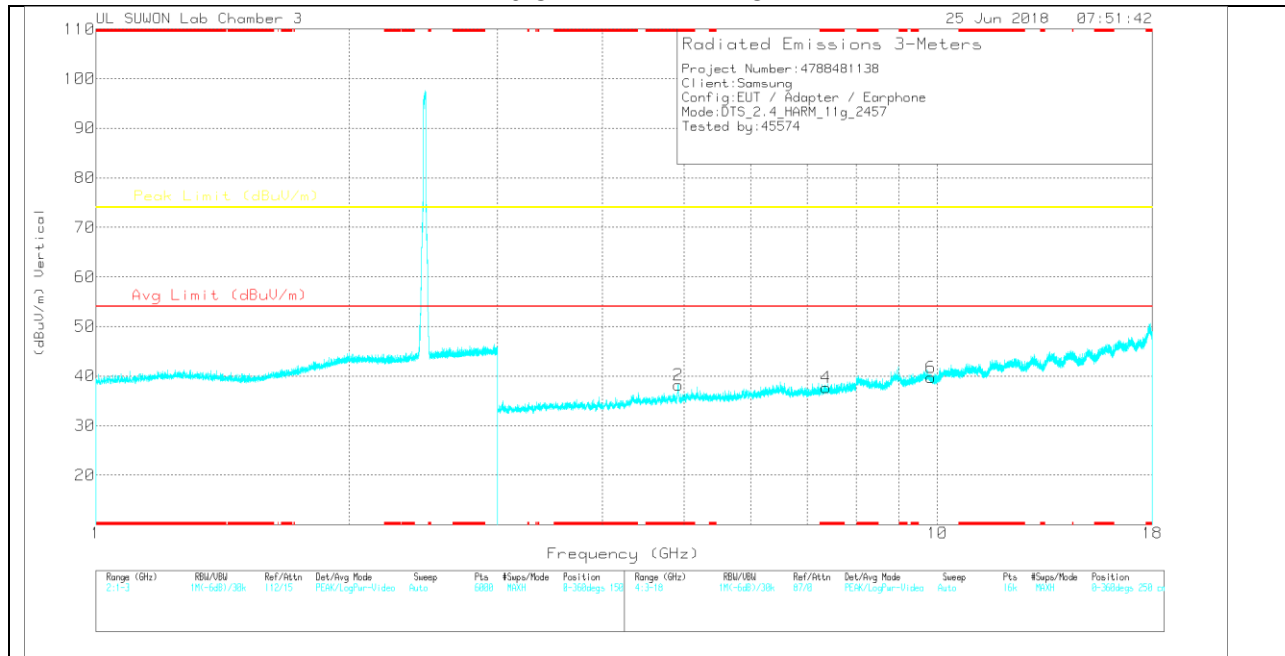
Frequency (GHz)	Meter Reading (dBuV)	Det	3117[00205959]	3GHz_HP[dB]	DC Corr (dB)	Corrected Reading (dBuV/m)	Avg Limit (dBuV/m)	Margin (dB)	Peak Limit (dBuV/m)	Margin (dB)	Azimuth (Degs)	Height (cm)	Polarity
* 4.871	40.42	PK2	34	-28.8	0	45.62	-	-	74	-28.38	179	338	V
* 4.872	30.97	MAv1	34	-28.8	0	36.17	54	-17.83	-	-	179	338	V

* - indicates frequency in CFR47 Pt 15 / IC RSS-Restricted Band
 PK2 - KDB558074 Method: Maximum Peak
 MAv1 - KDB558074 Option 1 Maximum RMS Average

10 CHANNEL HORIZONTAL



10 CHANNEL VERTICAL



Note: Emission was scanned up to 26GHz; No emissions were detected above the noise floor which was at least 20dB below the specification limit.

10 CHANNEL DATA

Trace Markers

Marker	Frequency (GHz)	Meter Reading (dBuV)	Det	3117[00205959]	3GHz_HP[dB]	DC Corr (dB)	Corrected Reading (dBuV/m)	Avg Limit (dBuV/m)	Margin (dB)	Peak Limit (dBuV/m)	Margin (dB)	Azimuth (Degs)	Height (cm)	Polarity
1	* 4.919	31.49	PK	34	-28.9	0	36.59	-	-	74	-37.41	0-360	250	H
3	* 7.371	24.64	PK	35.6	-23.1	0	37.14	-	-	74	-36.86	0-360	150	H
5	9.828	22.3	PK	37	-19.7	0	39.6	-	-	74	-34.4	0-360	250	H
2	* 4.922	32.95	PK	34	-28.8	0	38.15	-	-	74	-35.85	0-360	250	V
4	* 7.371	25.16	PK	35.6	-23.1	0	37.66	-	-	74	-36.34	0-360	149	V
6	9.828	22.41	PK	37	-19.7	0	39.71	-	-	74	-34.29	0-360	149	V

* - indicates frequency in CFR47 Pt 15 / IC RSS-Restricted Band
 PK – Peak Detector

Radiated Emissions

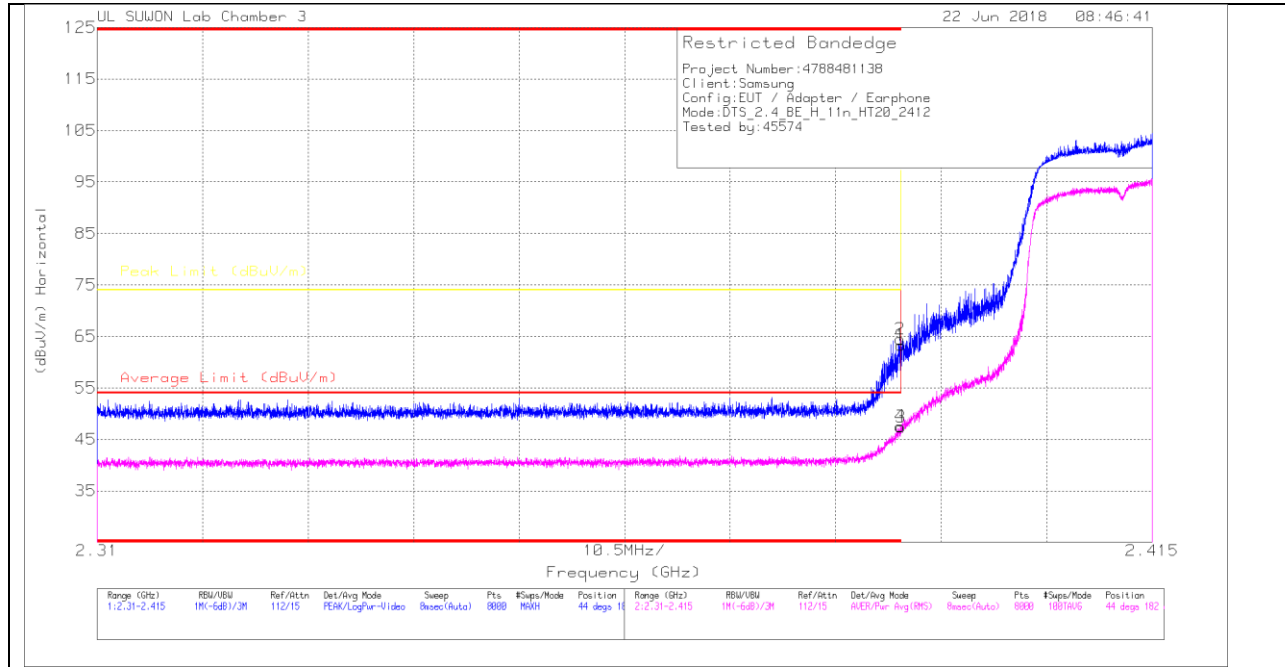
Frequency (GHz)	Meter Reading (dBuV)	Det	3117[00205959]	3GHz_HP[dB]	DC Corr (dB)	Corrected Reading (dBuV/m)	Avg Limit (dBuV/m)	Margin (dB)	Peak Limit (dBuV/m)	Margin (dB)	Azimuth (Degs)	Height (cm)	Polarity
* 4.919	44.22	PK2	34	-28.9	0	49.32	-	-	74	-24.68	161	301	V
* 4.916	32.1	MAv1	34	-28.9	0	37.2	54	-16.8	-	-	161	301	V

* - indicates frequency in CFR47 Pt 15 / IC RSS-Restricted Band
 PK2 - KDB558074 Method: Maximum Peak
 MAv1 - KDB558074 Option 1 Maximum RMS Average

11.2.3.TX ABOVE 1 GHz 802.11n HT20 MODE IN THE 2.4 GHz BAND

RESTRICTED BANDEDGE (1 CHANNEL)

HORIZONTAL PEAK AND AVERAGE PLOT



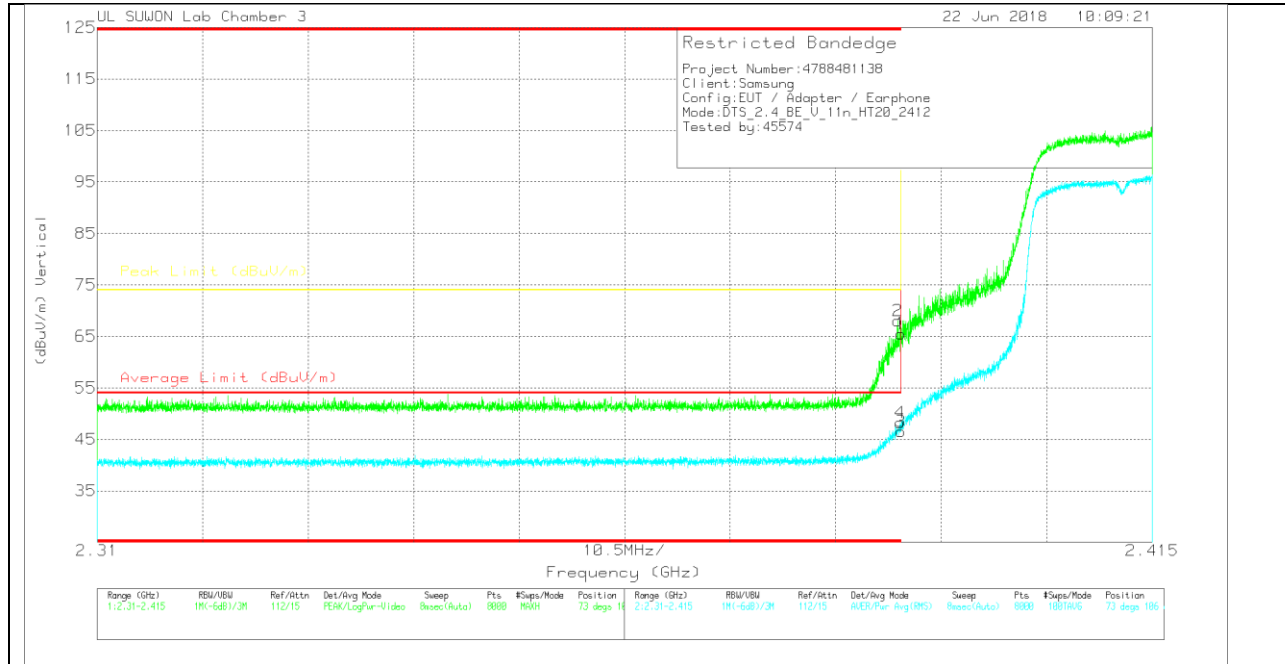
HORIZONTAL DATA

Trace Markers

Marker	Frequency (GHz)	Meter Reading (dBuV)	Det	3117(00205959)	10dB_ATT(dB)	DC Corr (dB)	Corrected Reading (dBuV/m)	Average Limit (dBuV/m)	Margin (dB)	Peak Limit (dBuV/m)	PK Margin (dB)	Azimuth (Degs)	Height (cm)	Polarity
1	* 2.39	54.76	Pk	31.8	-23.3	0	63.26	-	-	74	-10.74	44	182	H
2	* 2.39	55.96	Pk	31.8	-23.3	0	64.46	-	-	74	-9.54	44	182	H
3	* 2.39	38.91	RMS	31.8	-23.3	0	47.41	54	-6.59	-	-	44	182	H
4	* 2.39	39.04	RMS	31.8	-23.3	0	47.54	54	-6.46	-	-	44	182	H

* - indicates frequency in CFR47 Pt 15 / IC RSS-Restricted Band
 Pk - Peak detector
 RMS - RMS detection

VERTICAL PEAK AND AVERAGE PLOT



VERTICAL DATA

Trace Markers

Marker	Frequency (GHz)	Meter Reading (dBuV)	Det	3117(00205959)	10dB_ATT[dB]	DC Corr (dB)	Corrected Reading (dBuV/m)	Average Limit (dBuV/m)	Margin (dB)	Peak Limit (dBuV/m)	PK Margin (dB)	Azimuth (Degs)	Height (cm)	Polarity
1	* 2.39	57	Pk	31.8	-23.3	0	65.5	-	-	74	-8.5	73	106	V
2	* 2.39	59.53	Pk	31.8	-23.3	0	68.03	-	-	74	-5.97	73	106	V
3	* 2.39	38.02	RMS	31.8	-23.3	0	46.52	54	-7.48	-	-	73	106	V
4	* 2.39	39.73	RMS	31.8	-23.3	0	48.23	54	-5.77	-	-	73	106	V

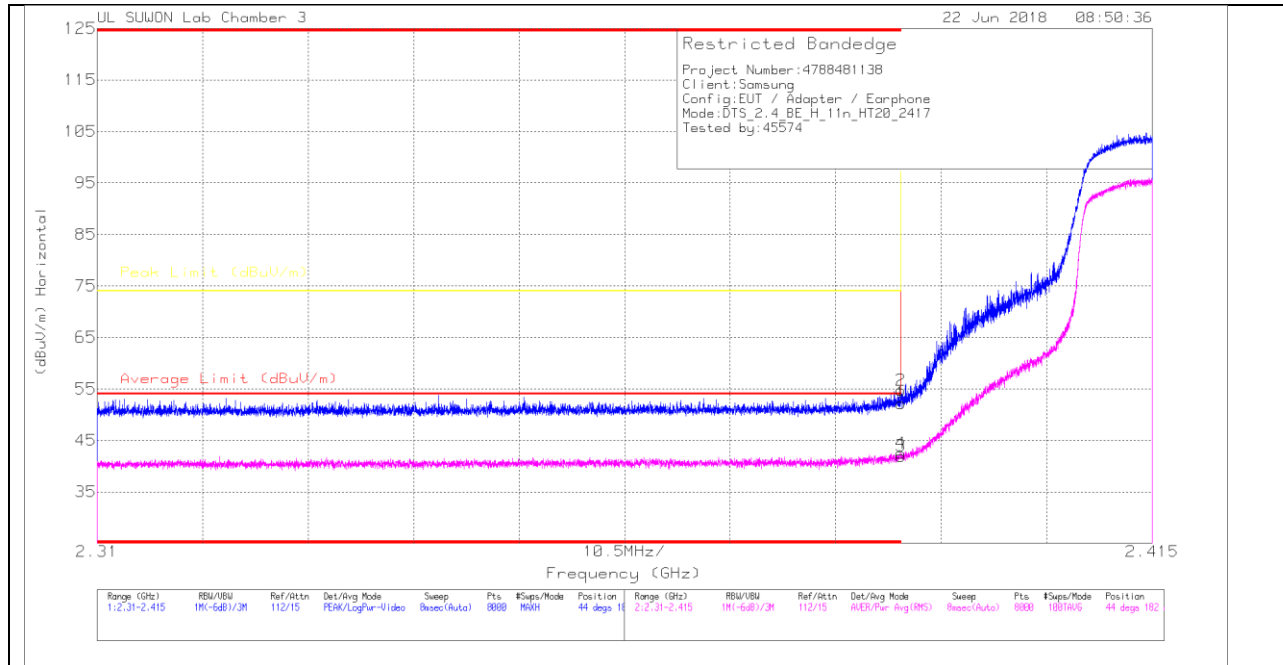
* - indicates frequency in CFR47 Pt 15 / IC RSS-Restricted Band

Pk - Peak detector

RMS - RMS detection

RESTRICTED BANDEDGE (2 CHANNEL)

HORIZONTAL PEAK AND AVERAGE PLOT



HORIZONTAL DATA

Trace Markers

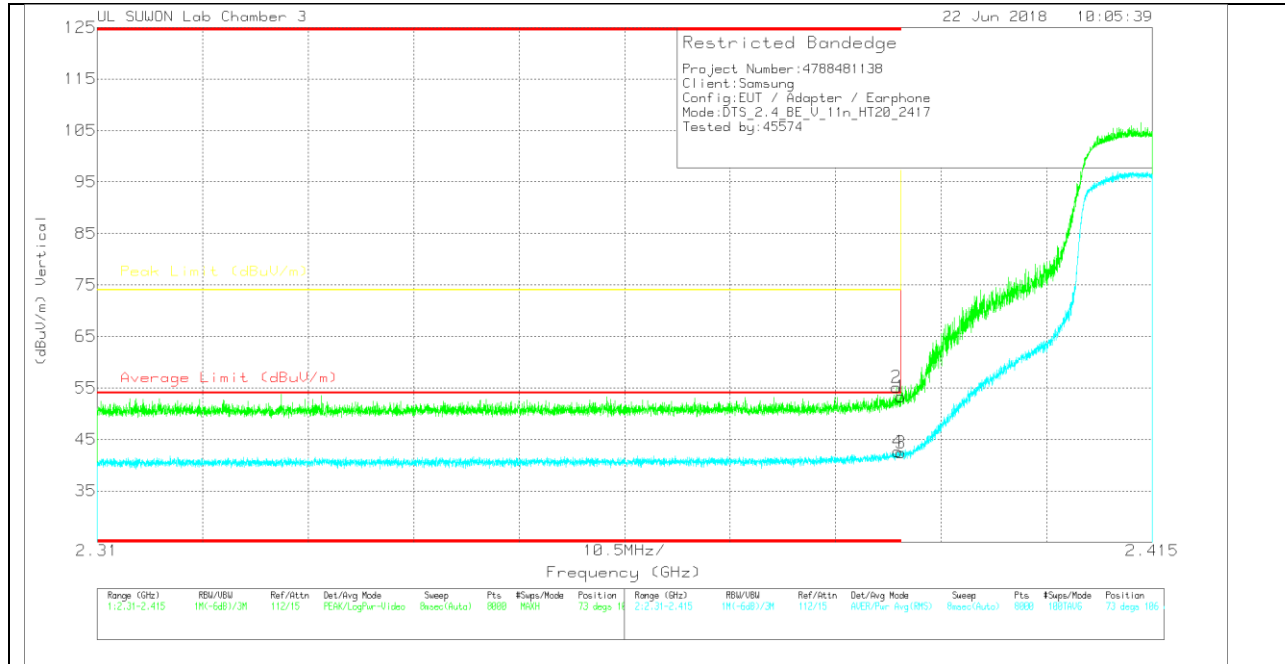
Marker	Frequency (GHz)	Meter Reading (dBuV)	Det	3117(00205959)	10dB_ATT[dB]	DC Corr (dB)	Corrected Reading (dBuV/m)	Average Limit (dBuV/m)	Margin (dB)	Peak Limit (dBuV/m)	PK Margin (dB)	Azimuth (Degs)	Height (cm)	Polarity
1	* 2.39	43.72	Pk	31.8	-23.3	0	52.22	-	-	74	-21.78	44	182	H
2	* 2.39	46.21	Pk	31.8	-23.3	0	54.71	-	-	74	-19.29	44	182	H
3	* 2.39	33.45	RMS	31.8	-23.3	0	41.95	54	-12.05	-	-	44	182	H
4	* 2.39	34.02	RMS	31.8	-23.3	0	42.52	54	-11.48	-	-	44	182	H

* - indicates frequency in CFR47 Pt 15 / IC RSS-Restricted Band

Pk - Peak detector

RMS - RMS detection

VERTICAL PEAK AND AVERAGE PLOT



VERTICAL DATA

Trace Markers

Marker	Frequency (GHz)	Meter Reading (dBuV)	Det	3117(00205959)	10dB_ATT[dB]	DC Corr (dB)	Corrected Reading (dBuV/m)	Average Limit (dBuV/m)	Margin (dB)	Peak Limit (dBuV/m)	PK Margin (dB)	Azimuth (Degs)	Height (cm)	Polarity
1	* 2.39	44.84	Pk	31.8	-23.3	0	53.34	-	-	74	-20.66	73	106	V
2	* 2.39	46.62	Pk	31.8	-23.3	0	55.12	-	-	74	-18.88	73	106	V
3	* 2.39	33.91	RMS	31.8	-23.3	0	42.41	54	-11.59	-	-	73	106	V
4	* 2.39	34.11	RMS	31.8	-23.3	0	42.61	54	-11.39	-	-	73	106	V

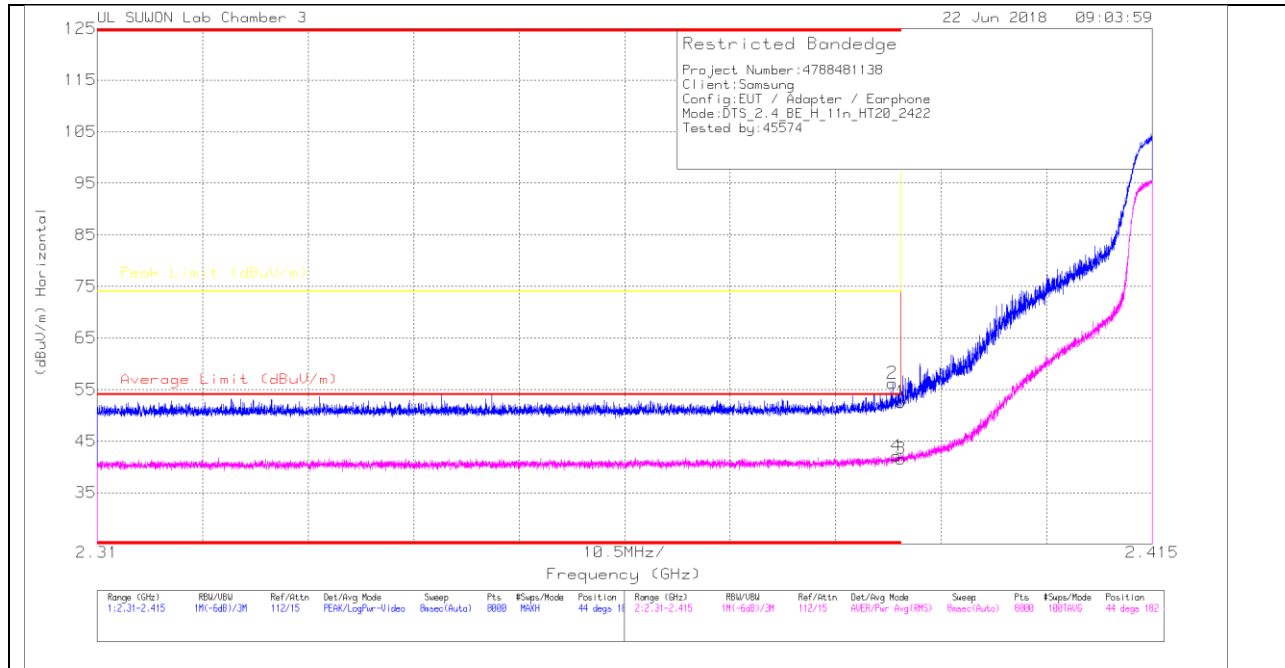
* - indicates frequency in CFR47 Pt 15 / IC RSS-Restricted Band

Pk - Peak detector

RMS - RMS detection

RESTRICTED BANDEDGE (3 CHANNEL)

HORIZONTAL PEAK AND AVERAGE PLOT



HORIZONTAL DATA

Trace Markers

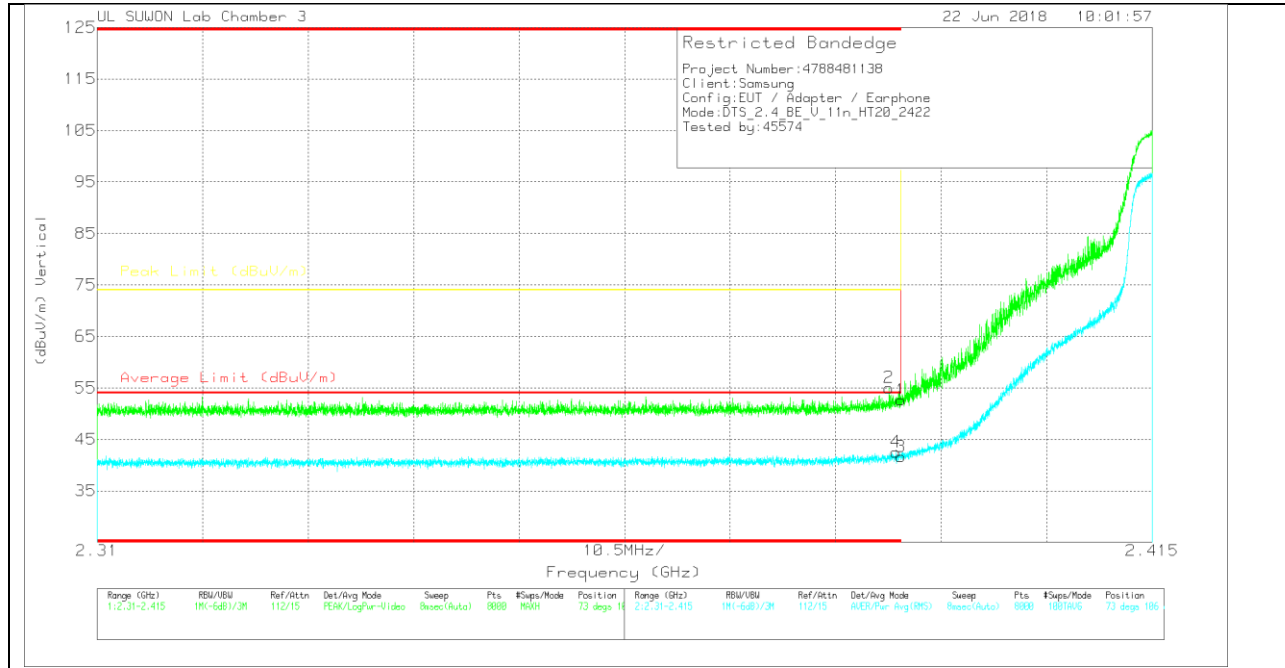
Marker	Frequency (GHz)	Meter Reading (dBuV)	Det	3117(00205959)	10dB_ATT(dB)	DC Corr (dB)	Corrected Reading (dBuV/m)	Average Limit (dBuV/m)	Margin (dB)	Peak Limit (dBuV/m)	Pk Margin (dB)	Azimuth (Degs)	Height (cm)	Polarity
1	* 2.39	44.07	Pk	31.8	-23.3	0	52.57	-	-	74	-21.43	44	182	H
2	* 2.389	47.73	Pk	31.8	-23.3	0	56.23	-	-	74	-17.77	44	182	H
3	* 2.39	33.09	RMS	31.8	-23.3	0	41.59	54	-12.41	-	-	44	182	H
4	* 2.39	33.63	RMS	31.8	-23.3	0	42.13	54	-11.87	-	-	44	182	H

* - indicates frequency in CFR47 Pt 15 / IC RSS-Restricted Band

Pk - Peak detector

RMS - RMS detection

VERTICAL PEAK AND AVERAGE PLOT



VERTICAL DATA

Trace Markers

Marker	Frequency (GHz)	Meter Reading (dBuV)	Det	3117(00205959)	10dB_ATT(dB)	DC Corr (dB)	Corrected Reading (dBuV/m)	Average Limit (dBuV/m)	Margin (dB)	Peak Limit (dBuV/m)	PK Margin (dB)	Azimuth (Degs)	Height (cm)	Polarity	
1	* 2.39	44.12	Pk		31.8	-23.3	0	52.62	-	-	74	-21.38	73	106	V
2	* 2.389	46.53	Pk		31.8	-23.3	0	55.03	-	-	74	-18.97	73	106	V
3	* 2.39	33.12	RMS		31.8	-23.3	0	41.62	54	-12.38	-	-	73	106	V
4	* 2.389	34.04	RMS		31.8	-23.3	0	42.54	54	-11.46	-	-	73	106	V

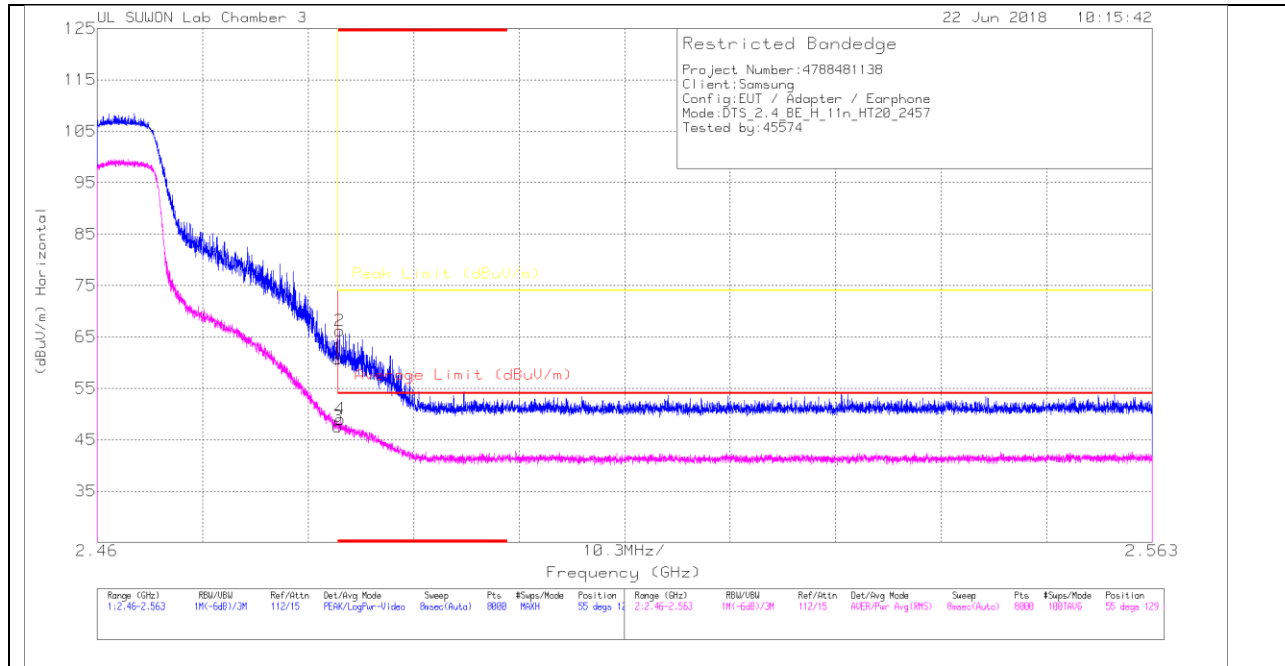
* - indicates frequency in CFR47 Pt 15 / IC RSS-Restricted Band

Pk - Peak detector

RMS - RMS detection

AUTHORIZED BANDEDGE (10 CHANNEL)

HORIZONTAL PEAK AND AVERAGE PLOT



HORIZONTAL DATA

Trace Markers

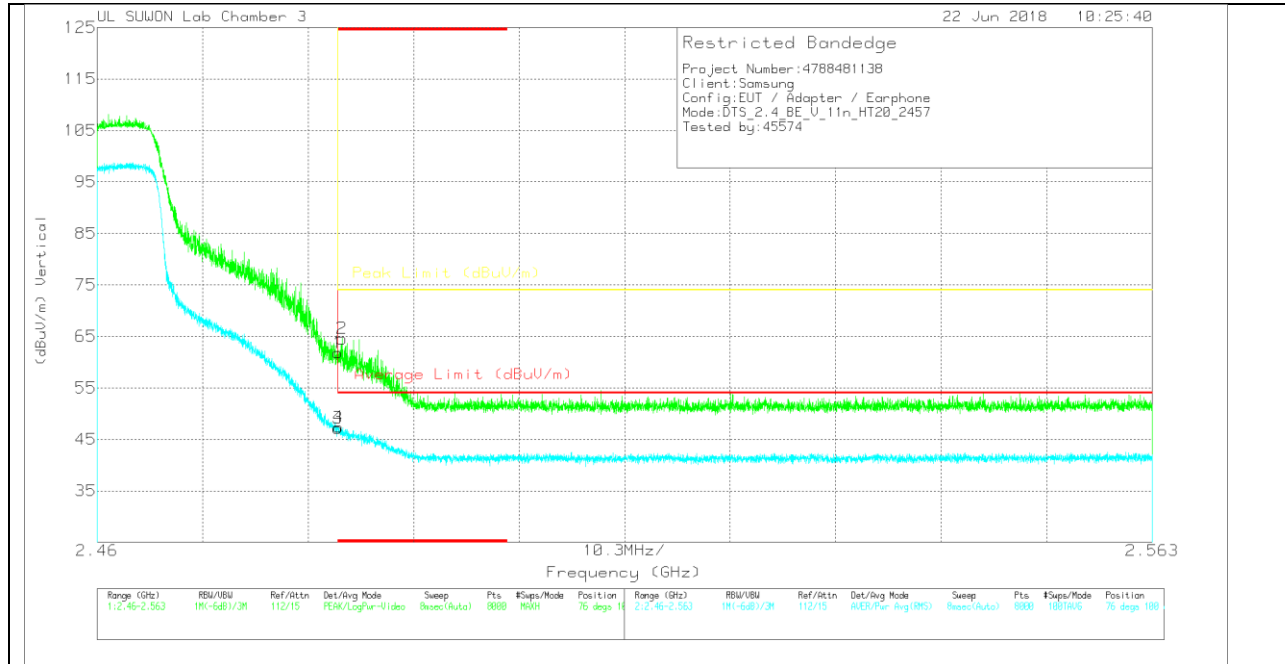
Marker	Frequency (GHz)	Meter Reading (dBuV)	Det	3117(00205959)	10dB_ATT(dB)	DC Corr (dB)	Corrected Reading (dBuV/m)	Average Limit (dBuV/m)	Margin (dB)	Peak Limit (dBuV/m)	PK Margin (dB)	Azimuth (Degs)	Height (cm)	Polarity
1	* 2.484	51.64	Pk	32.1	-23	0	60.74	-	-	74	-13.26	55	129	H
2	* 2.484	57.12	Pk	32.1	-23	0	66.22	-	-	74	-7.78	55	129	H
3	* 2.484	38.5	RMS	32.1	-23	0	47.6	54	-6.4	-	-	55	129	H
4	* 2.484	40.01	RMS	32.1	-23.1	0	49.01	54	-4.99	-	-	55	129	H

* - indicates frequency in CFR47 Pt 15 / IC RSS-Restricted Band

Pk - Peak detector

RMS - RMS detection

VERTICAL PEAK AND AVERAGE PLOT



VERTICAL DATA

Trace Markers

Marker	Frequency (GHz)	Meter Reading (dBuV)	Det	3117(00205959)	10dB_ATT[dB]	DC Corr (dB)	Corrected Reading (dBuV/m)	Average Limit (dBuV/m)	Margin (dB)	Peak Limit (dBuV/m)	PK Margin (dB)	Azimuth (Degs)	Height (cm)	Polarity
1	* 2.484	52.73	Pk	32.1	-23	0	61.83	-	-	74	-12.17	76	100	V
2	* 2.484	55.57	Pk	32.1	-23.1	0	64.57	-	-	74	-9.43	76	100	V
3	* 2.484	38.1	RMS	32.1	-23	0	47.2	54	-6.8	-	-	76	100	V
4	* 2.484	38.29	RMS	32.1	-23	0	47.39	54	-6.61	-	-	76	100	V

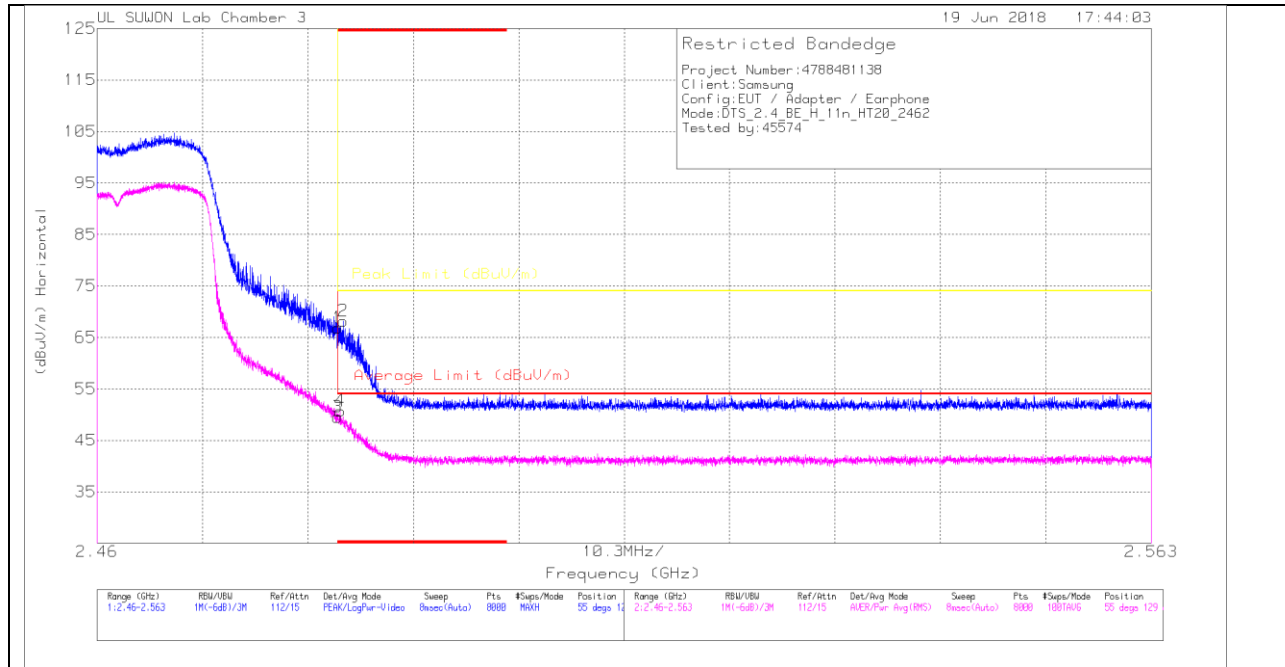
* - indicates frequency in CFR47 Pt 15 / IC RSS-Restricted Band

Pk - Peak detector

RMS - RMS detection

AUTHORIZED BANDEDGE (11 CHANNEL)

HORIZONTAL PEAK AND AVERAGE PLOT



HORIZONTAL DATA

Trace Markers

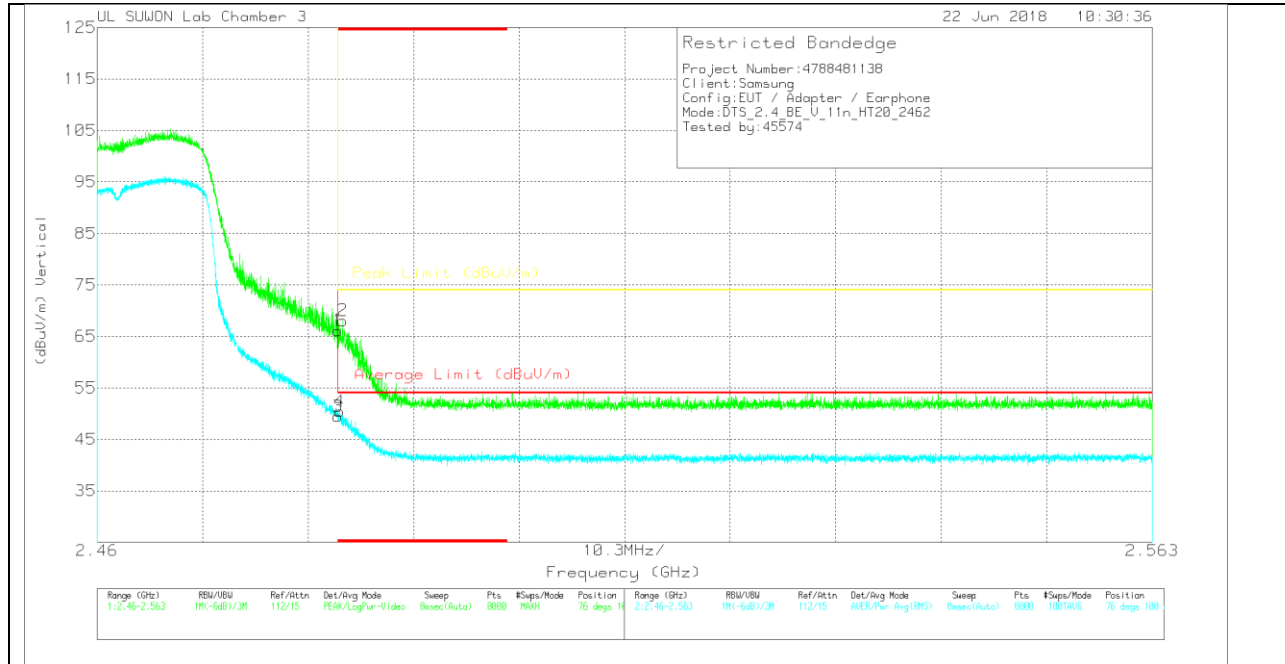
Marker	Frequency (GHz)	Meter Reading (dBu)	Det	3117(00205999)	10dB_ATT[dB]	DC Corr (dB)	Corrected Reading (dBu/m)	Average Limit (dBu/m)	Margin (dB)	Peak Limit (dBu/m)	PK Margin (dB)	Azimuth (Degs)	Height (cm)	Polarity
1	* 2.484	57.77	Pk	32.1	-23	0	66.87	-	-	74	-7.13	55	129	H
2	* 2.484	59.19	Pk	32.1	-23.1	0	68.19	-	-	74	-5.81	55	129	H
3	* 2.484	40.45	RMS	32.1	-23	0	49.55	54	-4.45	-	-	55	129	H
4	* 2.484	41.71	RMS	32.1	-23.1	0	50.71	54	-3.29	-	-	55	129	H

* - indicates frequency in CFR47 Pt 15 / IC RSS-Restricted Band

Pk - Peak detector

RMS - RMS detection

VERTICAL PEAK AND AVERAGE PLOT



VERTICAL DATA

Trace Markers

Marker	Frequency (GHz)	Meter Reading (dBuV)	Det	3117(0020599)	10dB_ATT[dB]	DC Corr (dB)	Corrected Reading (dBuV/m)	Average Limit (dBuV/m)	Margin (dB)	Peak Limit (dBuV/m)	PK Margin (dB)	Azimuth (Degs)	Height (cm)	Polarity
1	* 2.484	57.02	Pk	32.1	-23	0	66.12	-	-	74	-7.88	76	100	V
2	* 2.484	59.08	Pk	32.1	-23.1	0	68.08	-	-	74	-5.92	76	100	V
3	* 2.484	40.36	RMS	32.1	-23	0	49.46	54	-4.54	-	-	76	100	V
4	* 2.484	41.33	RMS	32.1	-23	0	50.43	54	-3.57	-	-	76	100	V

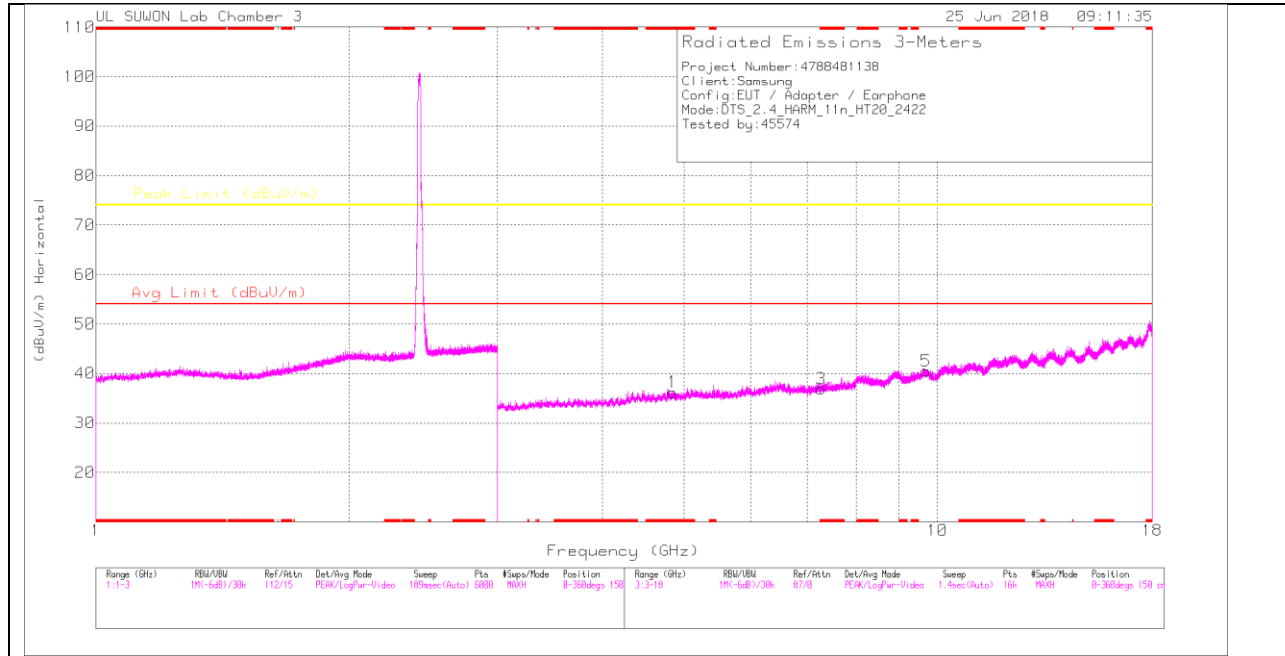
* - indicates frequency in CFR47 Pt 15 / IC RSS-Restricted Band

Pk - Peak detector

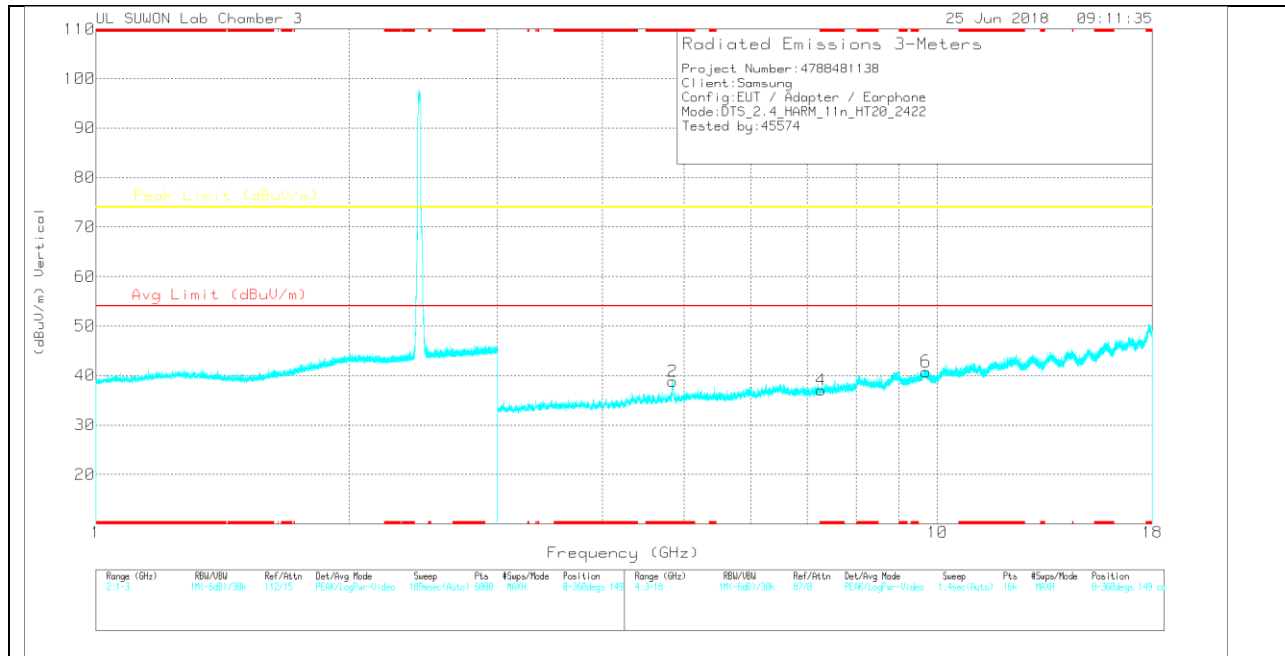
RMS - RMS detection

HARMONICS AND SPURIOUS EMISSIONS

3 CHANNEL HORIZONTAL



3 CHANNEL VERTICAL



Note: Emission was scanned up to 26GHz; No emissions were detected above the noise floor which was at least 20dB below the specification limit.

2 CHANNEL DATA

Trace Markers

Marker	Frequency (GHz)	Meter Reading (dBuV)	Det	3117[00205959]	3GHz_HP[dB]	DC Corr (dB)	Corrected Reading (dBuV/m)	Avg Limit (dBuV/m)	Margin (dB)	Peak Limit (dBuV/m)	Margin (dB)	Azimuth (Degs)	Height (cm)	Polarity
1	* 4.85	30.82	PK	34	-28.6	0	36.22	-	-	74	-37.78	0-360	150	H
3	* 7.267	25.09	PK	35.6	-23.8	0	36.89	-	-	74	-37.11	0-360	250	H
5	9.689	23.17	PK	36.8	-19.5	0	40.47	-	-	74	-33.53	0-360	150	H
2	* 4.847	33.37	PK	34	-28.5	0	38.87	-	-	74	-35.13	0-360	250	V
4	* 7.266	25.23	PK	35.6	-23.8	0	37.03	-	-	74	-36.97	0-360	250	V
6	9.689	23.49	PK	36.8	-19.5	0	40.79	-	-	74	-33.21	0-360	250	V

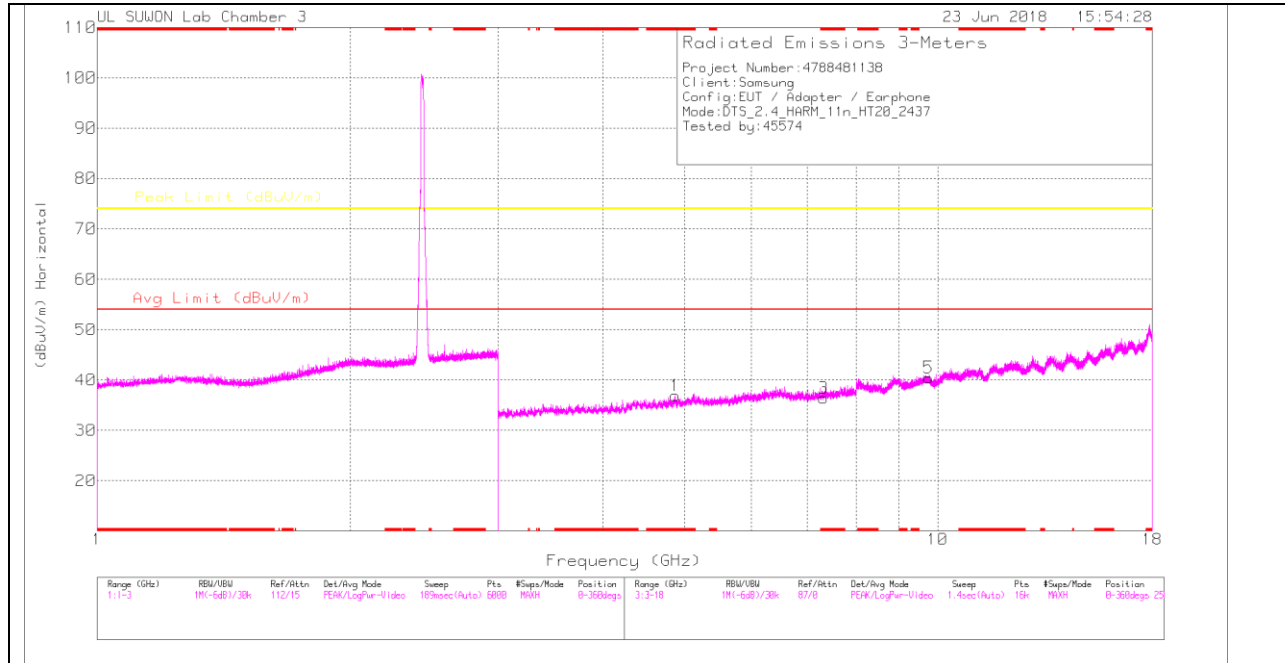
* - indicates frequency in CFR47 Pt 15 / IC RSS-Restricted Band
 PK – Peak Detector

Radiated Emissions

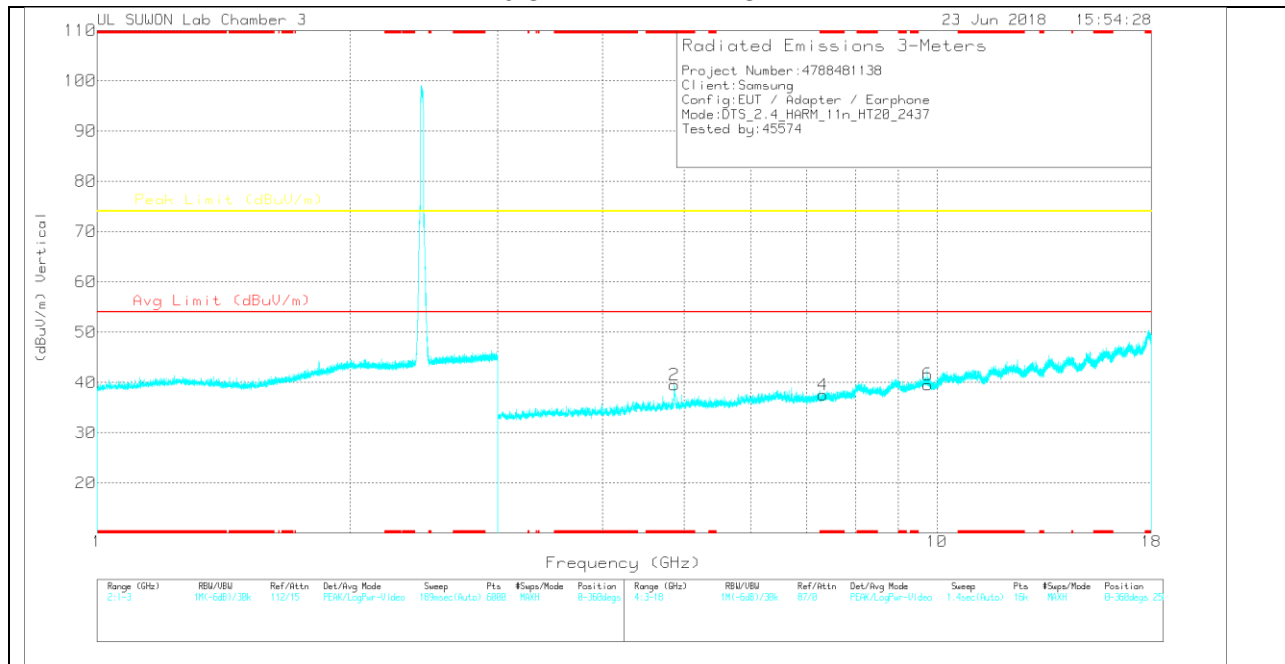
Frequency (GHz)	Meter Reading (dBuV)	Det	3117[00205959]	3GHz_HP[dB]	DC Corr (dB)	Corrected Reading (dBuV/m)	Avg Limit (dBuV/m)	Margin (dB)	Peak Limit (dBuV/m)	Margin (dB)	Azimuth (Degs)	Height (cm)	Polarity
* 4.846	38.69	PK2	34	-28.5	0	44.19	-	-	74	-29.81	302	162	V
* 4.845	29.82	MAv1	34	-28.5	0	35.32	54	-18.68	-	-	302	162	V

* - indicates frequency in CFR47 Pt 15 / IC RSS-Restricted Band
 PK2 - KDB558074 Method: Maximum Peak
 MAv1 - KDB558074 Option 1 Maximum RMS Average

6 CHANNEL HORIZONTAL



6 CHANNEL VERTICAL



Note: Emission was scanned up to 26GHz; No emissions were detected above the noise floor which was at least 20dB below the specification limit.

6 CHANNEL DATA

Trace Markers

Marker	Frequency (GHz)	Meter Reading (dBuV)	Det	3117[00205959]	3GHz_HP[dB]	DC Corr (dB)	Corrected Reading (dBuV/m)	Avg Limit (dBuV/m)	Margin (dB)	Peak Limit (dBuV/m)	Margin (dB)	Azimuth (Degs)	Height (cm)	Polarity
1	* 4.871	31.7	PK	34	-28.8	0	36.9	-	-	74	-37.1	0-360	150	H
3	* 7.312	24.27	PK	35.6	-23.5	0	36.37	-	-	74	-37.63	0-360	250	H
5	9.75	23.13	PK	36.9	-19.6	0	40.43	-	-	74	-33.57	0-360	250	H
2	* 4.869	34.34	PK	34	-28.8	0	39.54	-	-	74	-34.46	0-360	250	V
4	* 7.312	25.41	PK	35.6	-23.5	0	37.51	-	-	74	-36.49	0-360	250	V
6	9.749	22.27	PK	36.9	-19.6	0	39.57	-	-	74	-34.43	0-360	250	V

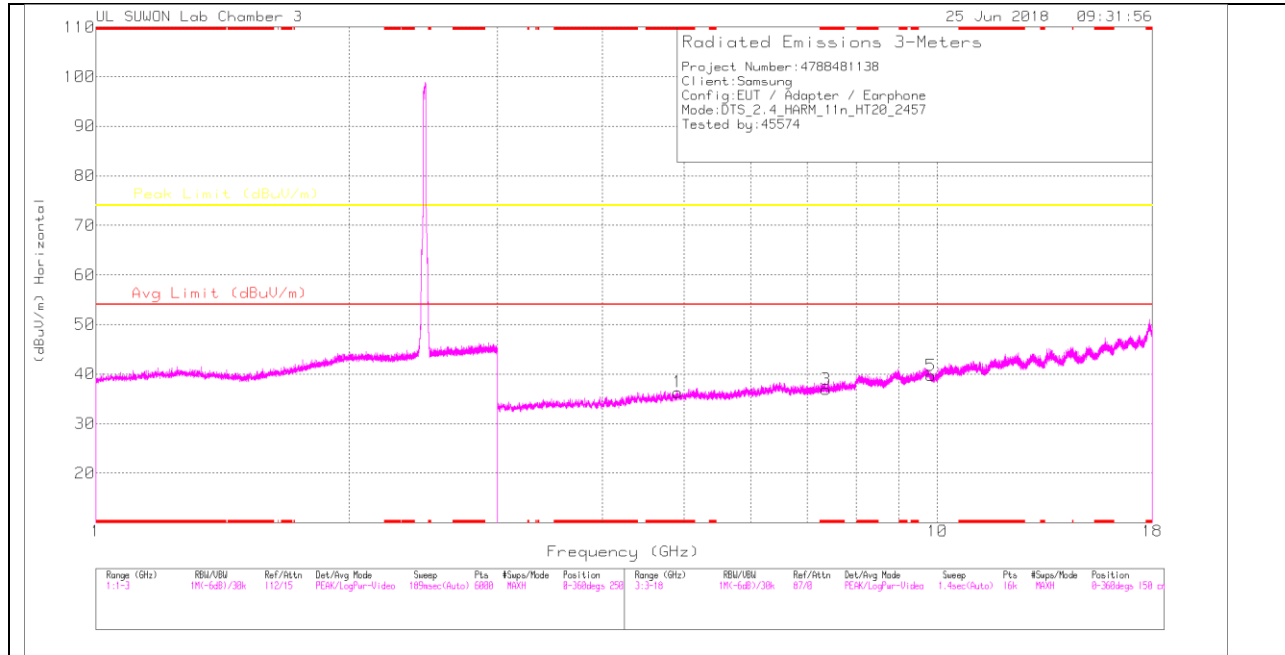
* - indicates frequency in CFR47 Pt 15 / IC RSS-Restricted Band
 PK – Peak detector

Radiated Emissions

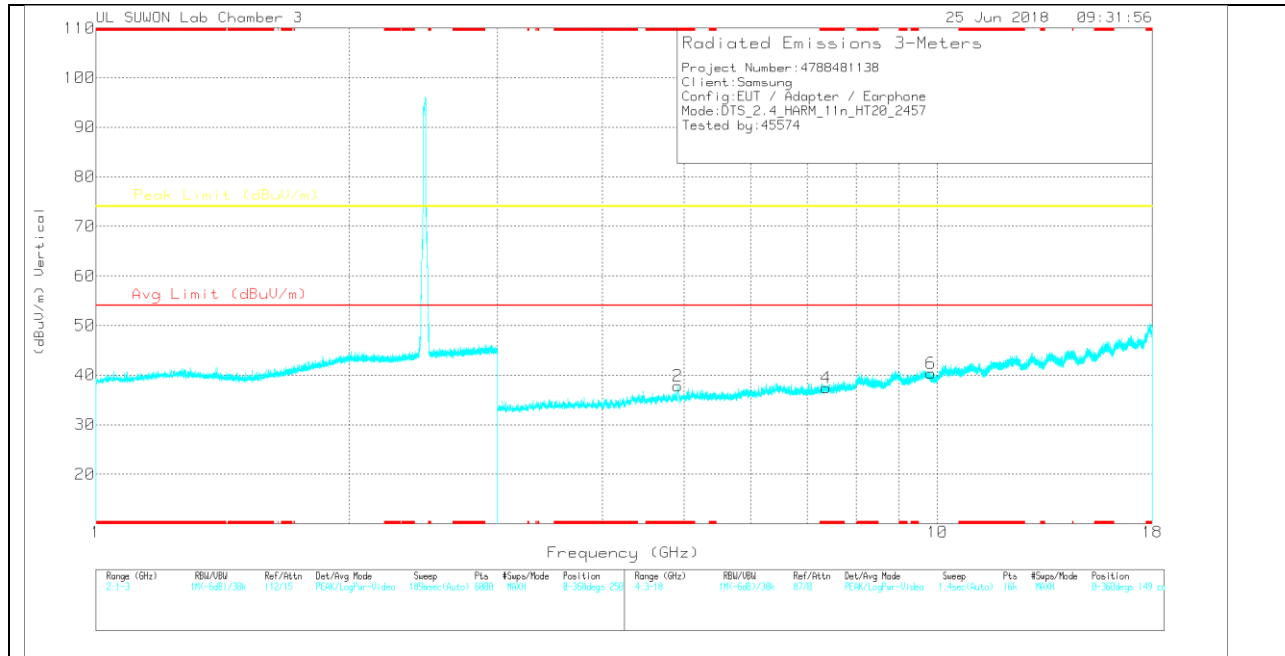
Frequency (GHz)	Meter Reading (dBuV)	Det	3117[00205959]	3GHz_HP[dB]	DC Corr (dB)	Corrected Reading (dBuV/m)	Avg Limit (dBuV/m)	Margin (dB)	Peak Limit (dBuV/m)	Margin (dB)	Azimuth (Degs)	Height (cm)	Polarity
* 4.864	38.88	PK2	34	-28.7	0	44.18	-	-	74	-29.82	179	338	V
* 4.872	30.47	MAv1	34	-28.8	0	35.67	54	-18.33	-	-	179	338	V

* - indicates frequency in CFR47 Pt 15 / IC RSS-Restricted Band
 PK2 - KDB558074 Method: Maximum Peak
 MAv1 - KDB558074 Option 1 Maximum RMS Average

10 CHANNEL HORIZONTAL



10 CHANNEL VERTICAL



Note: Emission was scanned up to 26GHz; No emissions were detected above the noise floor which was at least 20dB below the specification limit.

10 CHANNEL DATA

Trace Markers

Marker	Frequency (GHz)	Meter Reading (dBuV)	Det	3117[00205959]	3GHz_HP[dB]	DC Corr (dB)	Corrected Reading (dBuV/m)	Avg Limit (dBuV/m)	Margin (dB)	Peak Limit (dBuV/m)	Margin (dB)	Azimuth (Degs)	Height (cm)	Polarity
1	* 4.914	31.25	PK	34	-28.9	0	36.35	-	-	74	-37.65	0-360	150	H
3	* 7.371	24.38	PK	35.6	-23.1	0	36.88	-	-	74	-37.12	0-360	150	H
5	9.827	22.39	PK	37	-19.7	0	39.69	-	-	74	-34.31	0-360	250	H
2	* 4.917	32.69	PK	34	-28.9	0	37.79	-	-	74	-36.21	0-360	250	V
4	* 7.37	24.94	PK	35.6	-23.1	0	37.44	-	-	74	-36.56	0-360	250	V
6	9.826	23.04	PK	37	-19.7	0	40.34	-	-	74	-33.66	0-360	149	V

* - indicates frequency in CFR47 Pt 15 / IC RSS-Restricted Band
 PK – Peak Detector

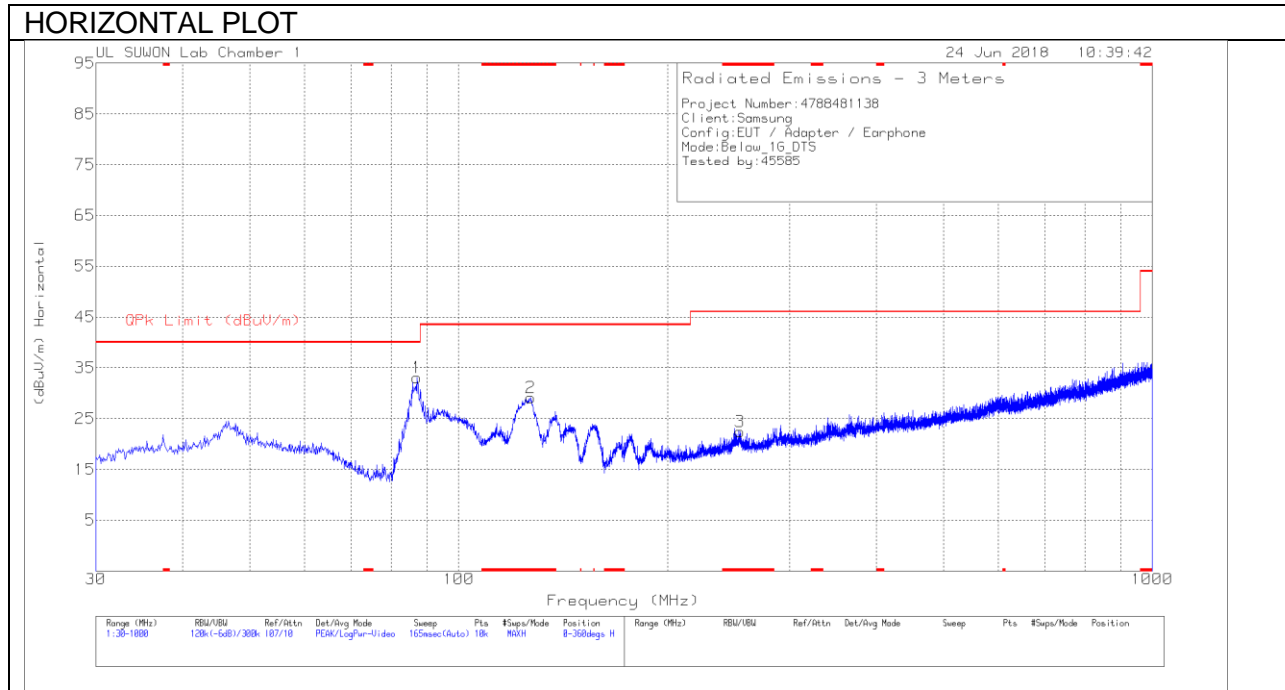
Radiated Emissions

Frequency (GHz)	Meter Reading (dBuV)	Det	3117[00205959]	3GHz_HP[dB]	DC Corr (dB)	Corrected Reading (dBuV/m)	Avg Limit (dBuV/m)	Margin (dB)	Peak Limit (dBuV/m)	Margin (dB)	Azimuth (Degs)	Height (cm)	Polarity
* 4.923	38.84	PK2	34	-28.9	0	43.94	-	-	74	-30.06	301	162	V
* 4.916	29.57	MAv1	34	-28.9	0	34.67	54	-19.33	-	-	301	162	V

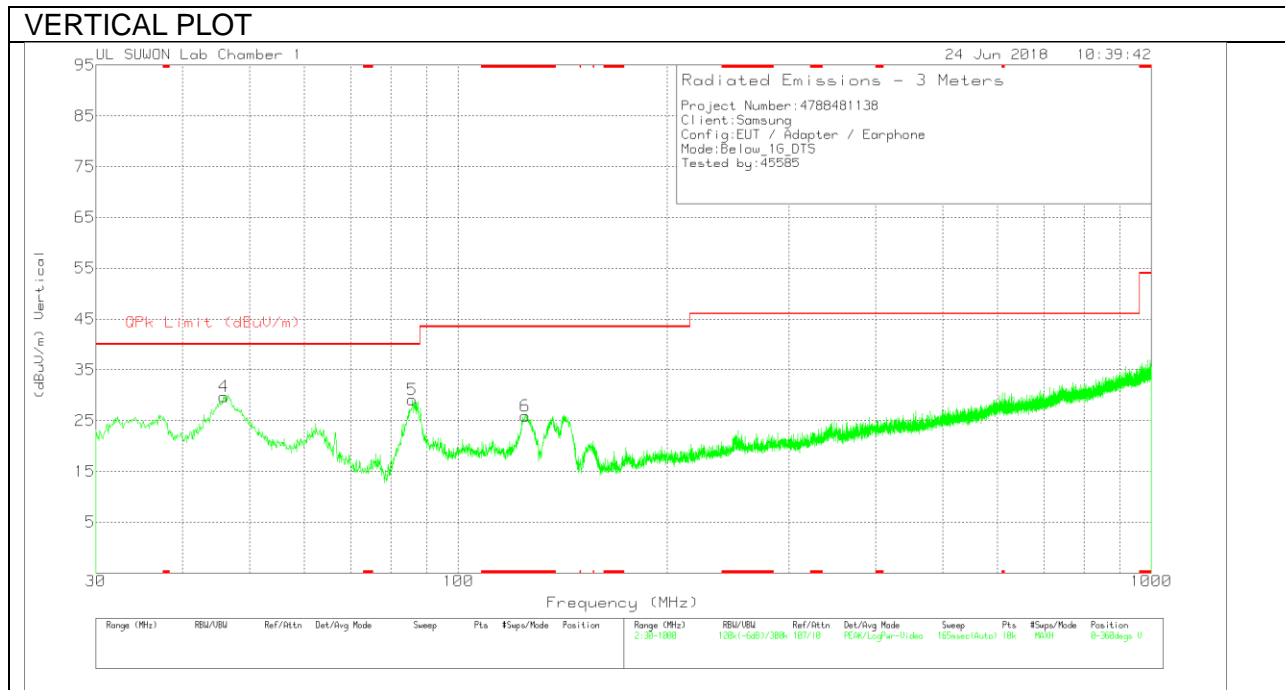
* - indicates frequency in CFR47 Pt 15 / IC RSS-Restricted Band
 PK2 - KDB558074 Method: Maximum Peak
 MAv1 - KDB558074 Option 1 Maximum RMS Average

11.3. WORST-CASE BELOW 1 GHz

SPURIOUS EMISSIONS 30 TO 1000 MHz (WORST-CASE CONFIGURATION, HORIZONTAL)



SPURIOUS EMISSIONS 30 TO 1000 MHz (WORST-CASE CONFIGURATION, VERTICAL)



Below 1G Data

Trace Markers

Marker	Frequency (MHz)	Meter Reading (dBuV)	Det	750_20170831	30-1000MHz[dB]	Corrected Reading (dBuV/m)	QPk Limit (dBuV/m)	Margin (dB)	Azimuth (Degs)	Height (cm)	Polarity
1	87.133	46.96	Pk	14.7	-28.6	33.06	40	-6.94	0-360	200	H
2	* 126.903	42.35	Pk	14.8	-28	29.15	43.52	-14.37	0-360	200	H
3	* 254.652	31.19	Pk	18.4	-27.2	22.39	46.02	-23.63	0-360	100	H
4	45.908	39.35	Pk	19.7	-29.3	29.75	40	-10.25	0-360	100	V
5	85.872	43.65	Pk	14.3	-28.8	29.15	40	-10.85	0-360	100	V
6	* 124.866	39.02	Pk	15.1	-28.2	25.92	43.52	-17.6	0-360	100	V

* - indicates frequency in CFR47 Pt 15 / IC RSS-Restricted Band

Pk - Peak detector

12. AC POWER LINE CONDUCTED EMISSIONS

LIMITS

FCC §15.207 (a)
IC RSS-GEN Clause 8.8

Frequency of Emission (MHz)	Conducted Limit (dBuV)	
	Quasi-peak	Average
0.15-0.5	66 to 56*	56 to 46*
0.5-5	56	46
5-30	60	50

*Decreases with the logarithm of the frequency.

TEST PROCEDURE

The EUT is placed on a non-conducting table 40 cm from the vertical ground plane and 80 cm above the horizontal ground plane. The EUT is configured in accordance with ANSI C63.10.

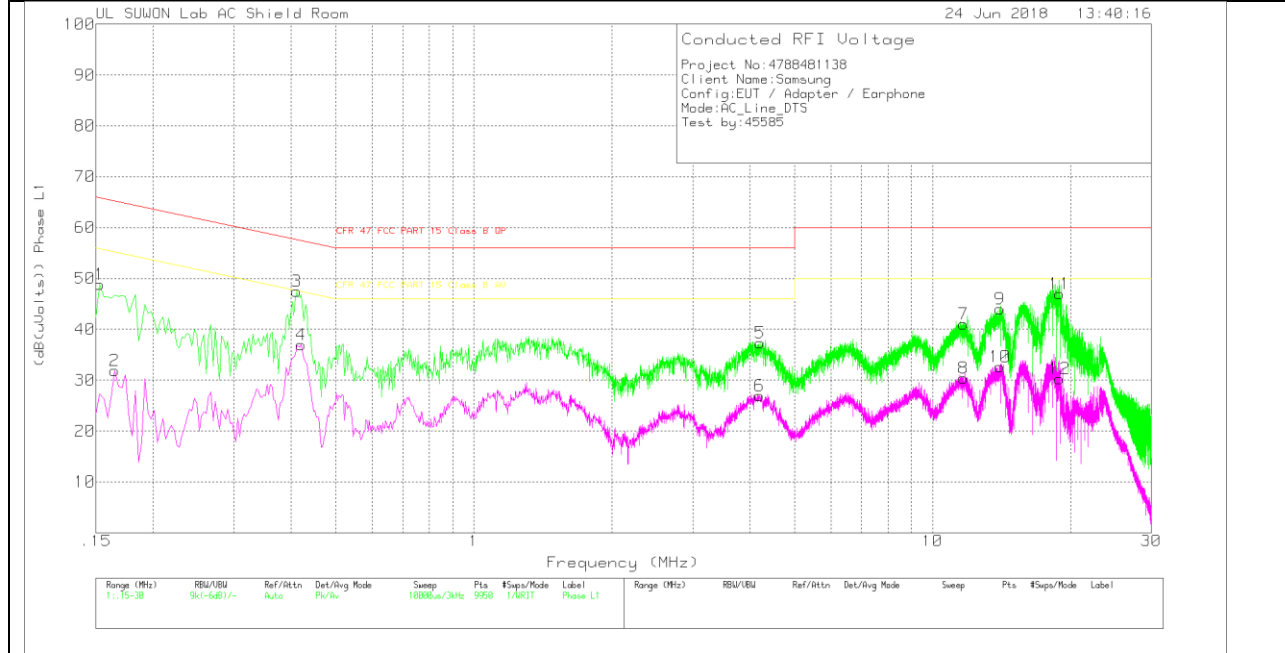
The receiver is set to a resolution bandwidth of 9 kHz. Peak detection is used unless otherwise noted as quasi-peak or average.

Line conducted data is recorded for both NEUTRAL and HOT lines.

RESULTS

WORST EMISSIONS

LINE 1 PLOT



LINE 1 RESULTS

Trace Markers

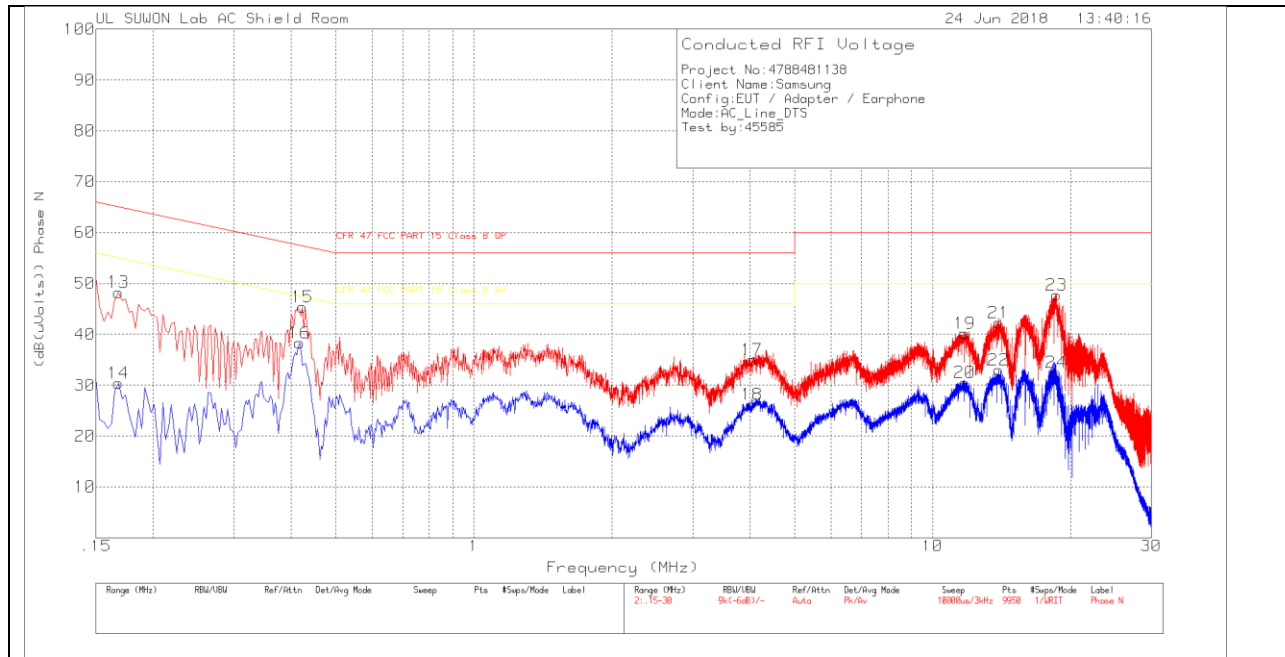
Range 1: Phase L1 .15 - 30MHz

Marker	Frequency (MHz)	Meter Reading (dBuV)	Det	101837_L1_wit h extension	CABLELOSS(dB)	Corrected Reading (dB(uVolts))	CFR 47 FCC PART 15 Class B QP	Margin (dB)	CFR 47 FCC PART 15 Class B AV	Margin (dB)
1	.153	38.74	Pk	10	.1	48.84	65.84	-17	-	-
2	.165	21.77	Av	10	.1	31.87	-	-	55.21	-23.34
3	.411	37.44	Pk	9.8	.2	47.44	57.63	-10.19	-	-
4	.42	27	Av	9.8	.2	37	-	-	47.45	-10.45
5	4.206	27.27	Pk	9.7	.3	37.27	56	-18.73	-	-
6	4.194	16.93	Av	9.7	.3	26.93	-	-	46	-19.07
7	11.682	30.93	Pk	9.8	.3	41.03	60	-18.97	-	-
8	11.682	20.29	Av	9.8	.3	30.39	-	-	50	-19.61
9	14.04	33.77	Pk	9.8	.4	43.97	60	-16.03	-	-
10	14.022	22.43	Av	9.8	.4	32.63	-	-	50	-17.37
11	18.927	36.56	Pk	10	.4	46.96	60	-13.04	-	-
12	18.927	19.9	Av	10	.4	30.3	-	-	50	-19.7

Pk - Peak detector

Av - Average detection

LINE 2 PLOT



LINE 2 RESULTS

Trace Markers

Range 2: Phase N .15 - 30MHz

Marker	Frequency (MHz)	Meter Reading (dBuV)	Det	101837_N_with extension	CABLELOSS(dB)	Corrected Reading (dB(uVolts))	CFR 47 FCC PART 15 Class B QP	Margin (dB)	CFR 47 FCC PART 15 Class B AV	Margin (dB)
13	.168	38.17	Pk	10	.1	48.27	65.06	-16.79	-	-
14	.168	20.27	Av	10	.1	30.37	-	-	55.06	-24.69
15	.423	35.36	Pk	9.8	.2	45.36	57.39	-12.03	-	-
16	.417	28.37	Av	9.8	.2	38.37	-	-	47.51	-9.14
17	4.038	24.84	Pk	9.8	.3	34.94	56	-21.06	-	-
18	4.038	16.08	Av	9.8	.3	26.18	-	-	46	-19.82
19	11.751	30.1	Pk	9.8	.3	40.2	60	-19.8	-	-
20	11.76	20.44	Av	9.8	.3	30.54	-	-	50	-19.46
21	13.935	32.05	Pk	9.8	.4	42.25	60	-17.75	-	-
22	13.935	22.74	Av	9.8	.4	32.94	-	-	50	-17.06
23	18.624	37.33	Pk	10	.4	47.73	60	-12.27	-	-
24	18.624	22.13	Av	10	.4	32.53	-	-	50	-17.47

Pk - Peak detector

Av - Average detection