WCDMA Band II

Frequency: 1880 MHz; Duty Cycle: 1:1; Room Ambient Temperature: 23.0°C; Liquid Temperature: 22.0°C
Medium parameters used: f = 1880 MHz; σ = 1.554 S/m; ε_r = 51.682; ρ = 1000 kg/m^3
DASY5 Configuration:
- Area Scan Setting: Find Secondary Maximum Within: 2.0 dB and with a peak SAR value greater than 0.0012W/kg
- Electronics: DAE4 Sn1447; Calibrated: 2018-03-15
- Probe: EX3DV4 - SN7313; ConvF(7.71, 7.71, 7.71); Calibrated: 2018-02-20;
- Sensor-Surface: 2.5mm (Mechanical Surface Detection)
- Phantom: ELI v6.0; Type: QDOVA003AA; Serial: TP:2005

Edge 1/Rel.99 ch 9400/Area Scan (5x13x1): Measurement grid: dx=15mm, dy=15mm

Maximum value of SAR (measured) = 1.34 W/kg

Edge 1/Rel.99 ch 9400/Zoom Scan (5x5x7)/Cube 0: Measurement grid: dx=8mm, dy=8mm, dz=5mm

Reference Value = 29.36 V/m; Power Drift = 0.05 dB
Peak SAR (extrapolated) = 1.78 W/kg
SAR(1 g) = 1.05 W/kg; SAR(10 g) = 0.584 W/kg
Maximum value of SAR (measured) = 1.37 W/kg

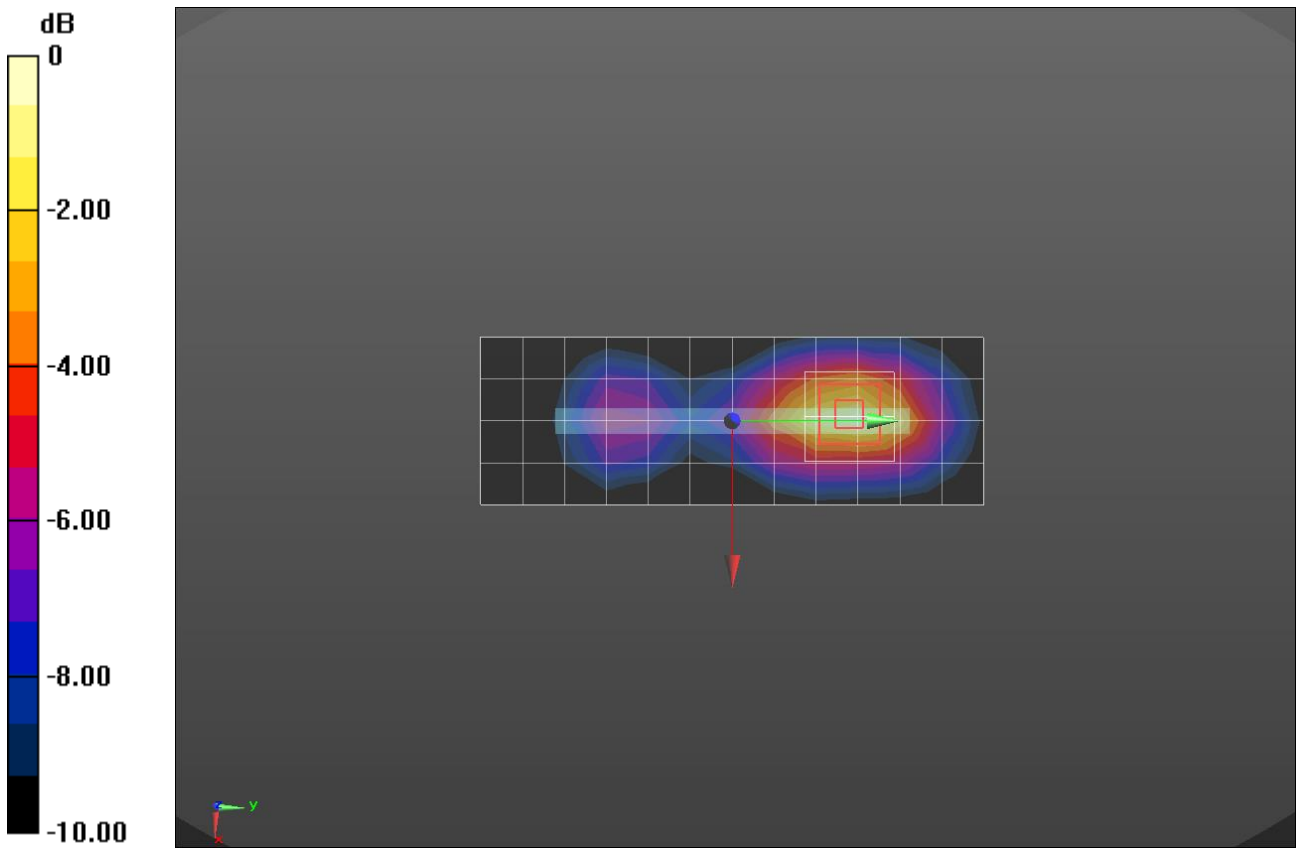

0 dB = 1.37 W/kg = 1.37 dBW/kg

W-CDMA Band IV

Frequency: 1752.6 MHz; Duty Cycle: 1:1; Room Ambient Temperature: 23.0°C; Liquid Temperature: 22.0°C
Medium parameters used (interpolated): f = 1752.6 MHz; σ = 1.443 S/m; ε_r = 52.298; ρ = 1000 kg/m^3
DASY5 Configuration:
- Area Scan Setting: Find Secondary Maximum Within: 2.0 dB and with a peak SAR value greater than 0.0012W/kg
- Electronics: DAE4 Sn1447; Calibrated: 2018-03-15
- Probe: EX3DV4 - SN7313; ConvF(8.08, 8.08, 8.08); Calibrated: 2018-02-20;
- Sensor-Surface: 2.5mm (Mechanical Surface Detection)
- Phantom: ELI v6.0; Type: QDOVA003AA; Serial: TP:2005

Edge 1/Rel.99 ch 1513/Area Scan (5x13x1): Measurement grid: dx=15mm, dy=15mm
Maximum value of SAR (measured) = 0.978 W/kg

Edge 1/Rel.99 ch 1513/Zoom Scan (5x5x7)/Cube 0: Measurement grid: dx=8mm, dy=8mm, dz=5mm
Reference Value = 26.27 V/m; Power Drift = 0.06 dB
Peak SAR (extrapolated) = 1.36 W/kg
SAR(1 g) = 0.822 W/kg; SAR(10 g) = 0.461 W/kg
Maximum value of SAR (measured) = 1.07 W/kg

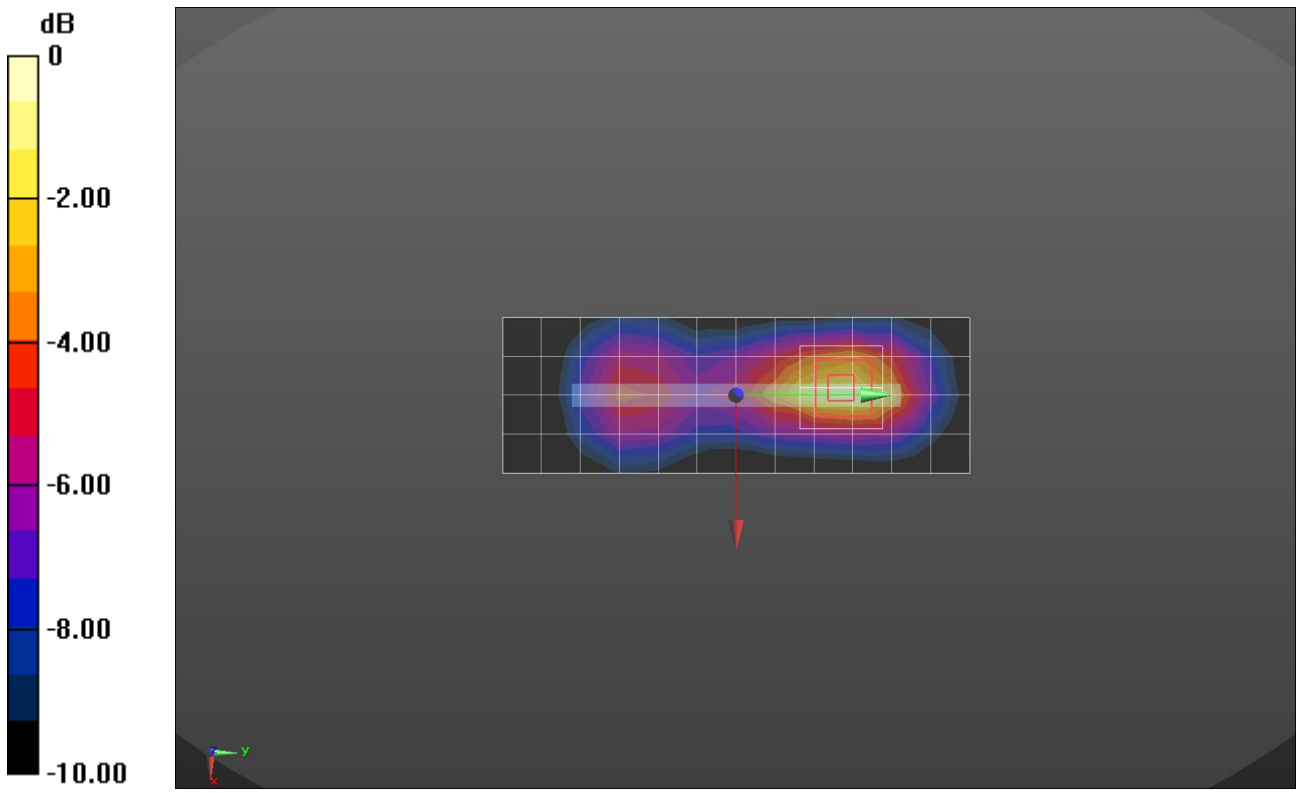

0 dB = 1.07 W/kg = 0.29 dBW/kg

WCDMA Band V

Frequency: 836.6 MHz; Duty Cycle: 1:1; Room Ambient Temperature: 23.0°C; Liquid Temperature: 22.0°C
Medium parameters used (interpolated): f = 836.6 MHz; σ = 0.993 S/m; ε_r = 53.062; ρ = 1000 kg/m^3
DASY5 Configuration:
- Area Scan Setting: Find Secondary Maximum Within: 2.0 dB and with a peak SAR value greater than 0.0012W/kg
- Electronics: DAE4 Sn1494; Calibrated: 2017-07-20
- Probe: EX3DV4 - SN7314; ConvF(10.03, 10.03, 10.03); Calibrated: 2017-09-28;
- Sensor-Surface: 2.5mm (Mechanical Surface Detection)
- Phantom: ELI v6.0; Type: QDOVA003AA; Serial: TP:2005

Rear/Rel.99 ch 4183/Area Scan (12x7x1): Measurement grid: dx=15mm, dy=15mm

Maximum value of SAR (measured) = 0.721 W/kg

Rear/Rel.99 ch 4183/Zoom Scan (5x5x7)/Cube 0: Measurement grid: dx=8mm, dy=8mm, dz=5mm

Reference Value = 27.22 V/m; Power Drift = -0.03 dB
Peak SAR (extrapolated) = 1.01 W/kg
SAR(1 g) = 0.498 W/kg; SAR(10 g) = 0.263 W/kg
Maximum value of SAR (measured) = 0.730 W/kg



0 dB = 0.730 W/kg = -1.37 dBW/kg

LTE Band 2

Frequency: 1900 MHz; Duty Cycle: 1:1; Room Ambient Temperature: 23.0°C; Liquid Temperature: 22.0°C
Medium parameters used: f = 1900 MHz; σ = 1.563 S/m; ε_r = 54.516; ρ = 1000 kg/m^3
DASY5 Configuration:
- Area Scan Setting: Find Secondary Maximum Within: 2.0 dB and with a peak SAR value greater than 0.0012W/kg
- Electronics: DAE4 Sn1447; Calibrated: 2018-03-15
- Probe: EX3DV4 - SN7313; ConvF(7.71, 7.71, 7.71); Calibrated: 2018-02-20;
- Sensor-Surface: 2.5mm (Mechanical Surface Detection)
- Phantom: ELI v6.0; Type: QDOVA003AA; Serial: TP:2005

Edge 1/QPSK RB 1/49 ch.19100/Area Scan (5x13x1): Measurement grid: dx=15mm, dy=15mm

Maximum value of SAR (measured) = 1.24 W/kg

Edge 1/QPSK RB 1/49 ch.19100/Zoom Scan (5x5x7)/Cube 0: Measurement grid: dx=8mm, dy=8mm, dz=5mm

Reference Value = 30.19 V/m; Power Drift = -0.07 dB
Peak SAR (extrapolated) = 1.89 W/kg
SAR(1 g) = 1.1 W/kg; SAR(10 g) = 0.609 W/kg
Maximum value of SAR (measured) = 1.45 W/kg

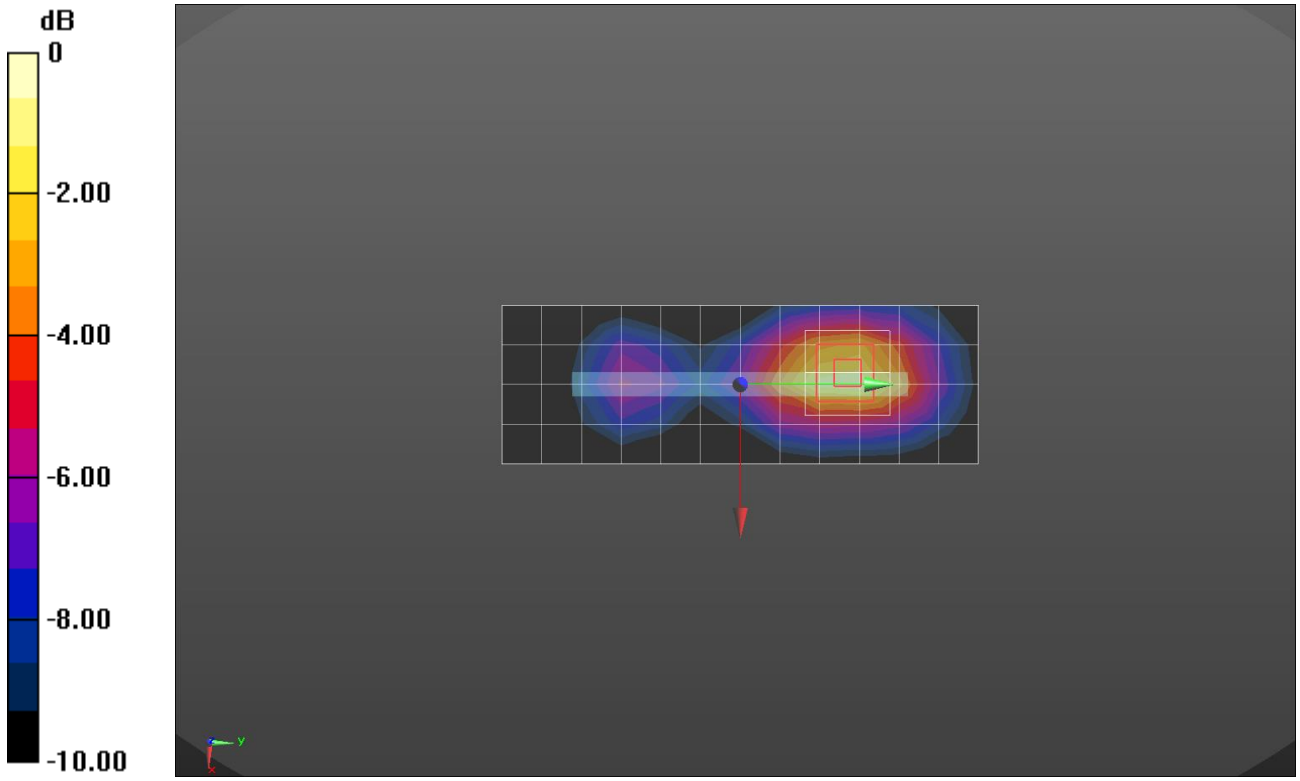

0 dB = 1.45 W/kg = 1.61 dBW/kg

LTE Band 4

Frequency: 1732.5 MHz; Duty Cycle: 1:1; Room Ambient Temperature: 23.0°C; Liquid Temperature: 22.0°C
Medium parameters used (interpolated): f = 1732.5 MHz; σ = 1.421 S/m; ε_r = 52.043; ρ = 1000 kg/m^3
DASY5 Configuration:
- Area Scan Setting: Find Secondary Maximum Within: 2.0 dB and with a peak SAR value greater than 0.0012W/kg
- Electronics: DAE4 Sn1447; Calibrated: 2018-03-15
- Probe: EX3DV4 - SN7313; ConvF(8.08, 8.08, 8.08); Calibrated: 2018-02-20;
- Sensor-Surface: 2.5mm (Mechanical Surface Detection)
- Phantom: ELI v6.0; Type: QDOVA003AA; Serial: TP:2005

Rear/QPSK RB 1/49_Ch 20175/Area Scan (12x7x1): Measurement grid: dx=15mm, dy=15mm

Maximum value of SAR (measured) = 0.836 W/kg

Rear/QPSK RB 1/49_Ch 20175/Zoom Scan (5x5x7)/Cube 0: Measurement grid: dx=8mm, dy=8mm, dz=5mm

Reference Value = 24.71 V/m; Power Drift = 0.03 dB
Peak SAR (extrapolated) = 1.30 W/kg
SAR(1 g) = 0.792 W/kg; SAR(10 g) = 0.442 W/kg
Maximum value of SAR (measured) = 0.997 W/kg

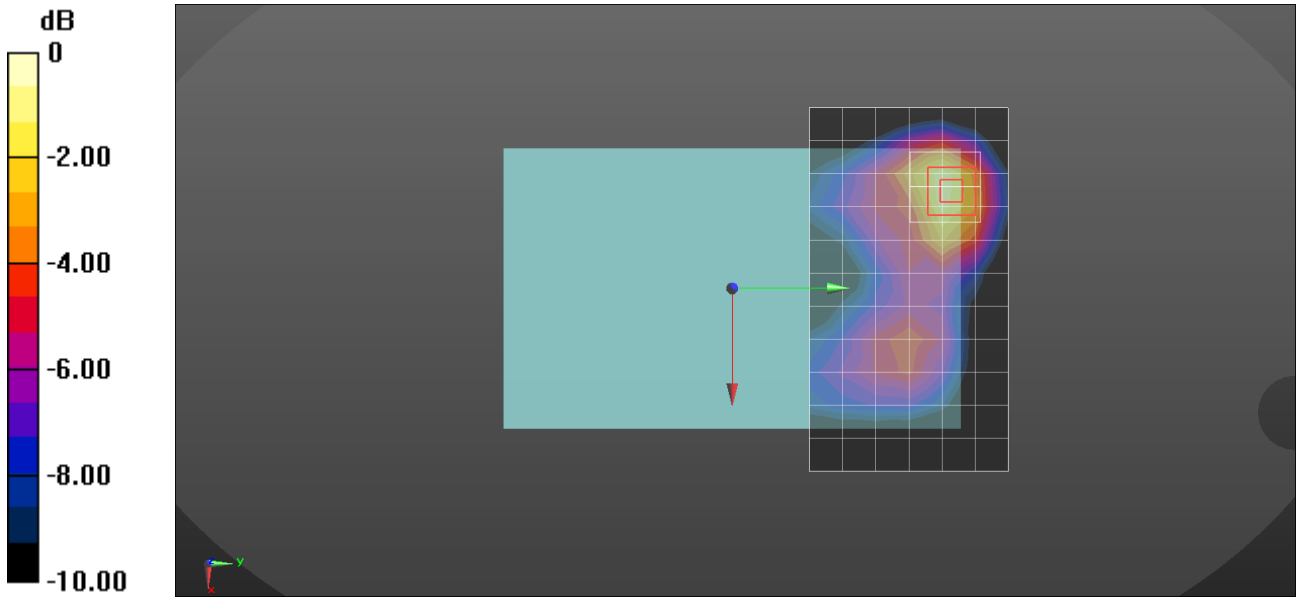

0 dB = 0.997 W/kg = -0.01 dBW/kg

LTE Band 5

Frequency: 836.5 MHz; Duty Cycle: 1:1; Room Ambient Temperature: 23.0°C; Liquid Temperature: 22.0°C
Medium parameters used (interpolated): f = 836.5 MHz; σ = 0.993 S/m; ε_r = 53.063; ρ = 1000 kg/m^3
DASY5 Configuration:
- Area Scan Setting: Find Secondary Maximum Within: 2.0 dB and with a peak SAR value greater than 0.0012W/kg
- Electronics: DAE4 Sn1494; Calibrated: 2017-07-20
- Probe: EX3DV4 - SN7314; ConvF(10.03, 10.03, 10.03); Calibrated: 2017-09-28;
- Sensor-Surface: 2.5mm (Mechanical Surface Detection)
- Phantom: ELI v6.0; Type: QDOVA003AA; Serial: TP:2005

Edge 2/QPSK RB 1/0 ch.20525/Area Scan (5x18x1): Measurement grid: dx=15mm, dy=15mm

Maximum value of SAR (measured) = 0.681 W/kg

Edge 2/QPSK RB 1/0 ch.20525/Zoom Scan (5x6x7)/Cube 0: Measurement grid: dx=8mm, dy=8mm, dz=5mm

Reference Value = 26.97 V/m; Power Drift = -0.01 dB
Peak SAR (extrapolated) = 1.05 W/kg
SAR(1 g) = 0.539 W/kg; SAR(10 g) = 0.335 W/kg
Maximum value of SAR (measured) = 0.768 W/kg

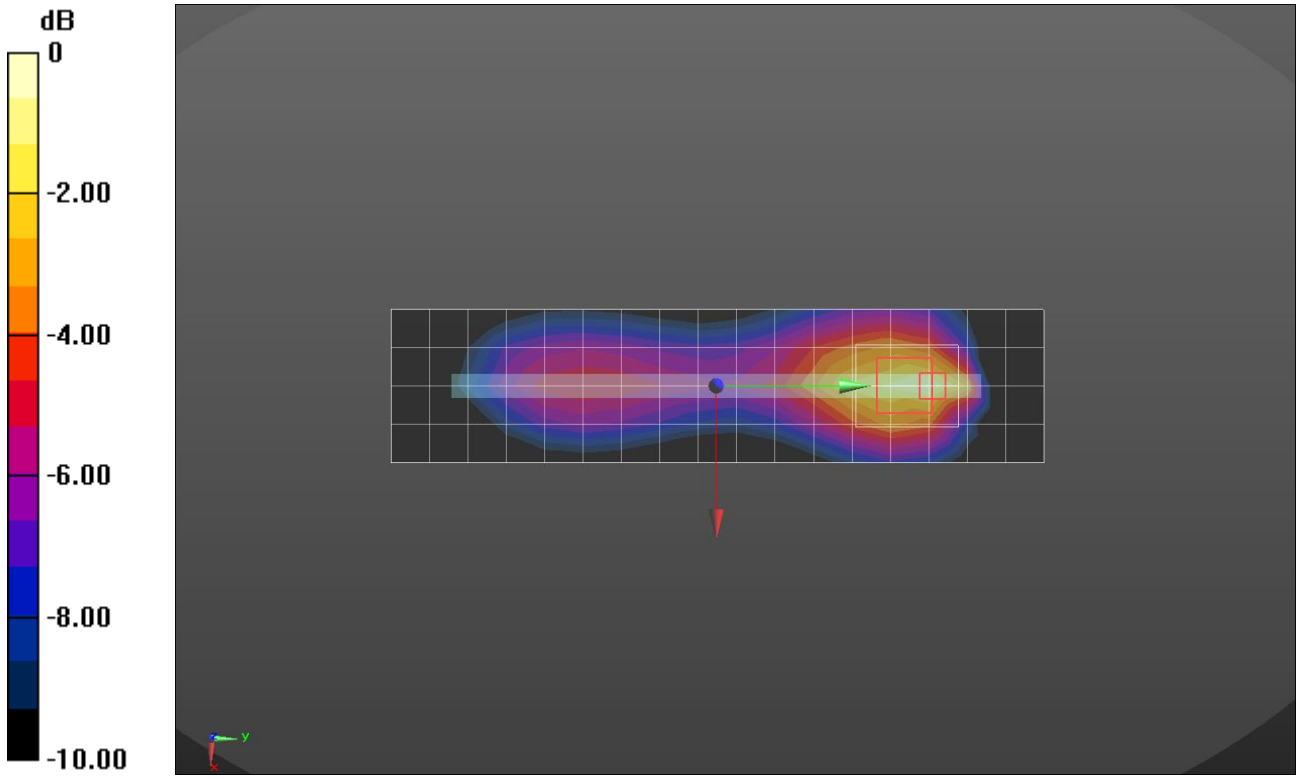

0 dB = 0.768 W/kg = -1.15 dBW/kg

LTE Band 7

Frequency: 2535 MHz; Duty Cycle: 1:1; Room Ambient Temperature: 23.0°C; Liquid Temperature: 22.0°C
Medium parameters used: f = 2535 MHz; σ = 2.094 S/m; ε_r = 52.2; ρ = 1000 kg/m^3
DASY5 Configuration:
- Area Scan Setting: Find Secondary Maximum Within: 2.0 dB and with a peak SAR value greater than 0.0012W/kg
- Electronics: DAE4 Sn1468; Calibrated: 2017-08-22
- Probe: EX3DV4 - SN7376; ConvF(7.4, 7.4, 7.4); Calibrated: 2017-08-22;
- Sensor-Surface: 2.5mm (Mechanical Surface Detection)
- Phantom: ELI V6.0 (20deg); Type: QD OVA 003 AA; Serial: 2013

Edge 1/QPSK RB 1/49 ch.21100/Area Scan (6x16x1): Measurement grid: dx=12mm, dy=12mm

Maximum value of SAR (measured) = 0.984 W/kg

Edge 1/QPSK RB 1/49 ch.21100/Zoom Scan (7x7x7)/Cube 0: Measurement grid: dx=5mm, dy=5mm, dz=5mm

Reference Value = 21.94 V/m; Power Drift = 0.04 dB
Peak SAR (extrapolated) = 1.41 W/kg
SAR(1 g) = 0.760 W/kg; SAR(10 g) = 0.404 W/kg
Maximum value of SAR (measured) = 1.01 W/kg

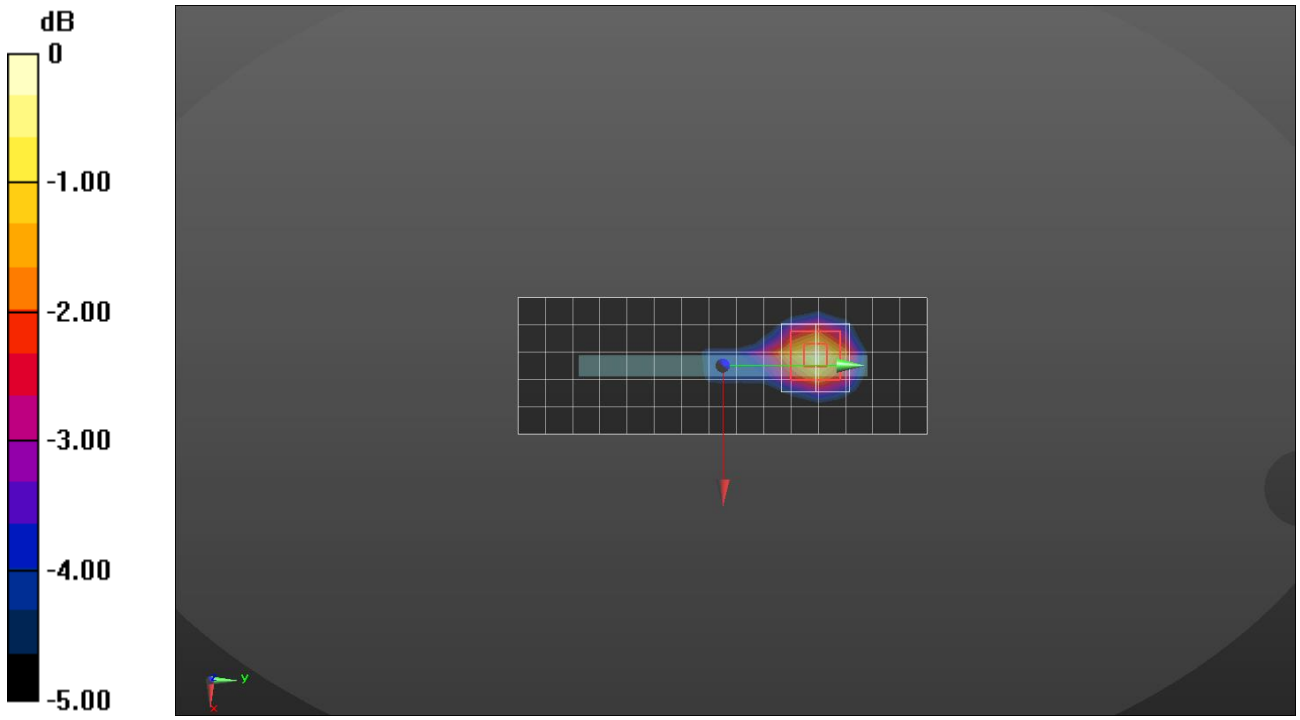

0 dB = 1.01 W/kg = 0.04 dBW/kg

LTE Band 12

Frequency: 707.5 MHz; Duty Cycle: 1:1; Room Ambient Temperature: 23.0°C; Liquid Temperature: 22.0°C
Medium parameters used (interpolated): f = 707.5 MHz; σ = 0.936 S/m; ε_r = 57.292; ρ = 1000 kg/m^3
DASY5 Configuration:
- Area Scan Setting: Find Secondary Maximum Within: 2.0 dB and with a peak SAR value greater than 0.0012W/kg
- Electronics: DAE4 Sn614; Calibrated: 2018-06-22
- Probe: EX3DV4 - SN7314; ConvF(10.3, 10.3, 10.3); Calibrated: 2017-09-28;
- Sensor-Surface: 2.5mm (Mechanical Surface Detection)
- Phantom: ELI v6.0; Type: QDOVA003AA; Serial: TP:2005

Rear/QPSK RB 1/25 ch.23095/Area Scan (12x7x1): Measurement grid: dx=15mm, dy=15mm

Maximum value of SAR (measured) = 0.405 W/kg

Rear/QPSK RB 1/25 ch.23095/Zoom Scan (6x6x7)/Cube 0: Measurement grid: dx=8mm, dy=8mm, dz=5mm

Reference Value = 22.62 V/m; Power Drift = 0.11 dB
Peak SAR (extrapolated) = 0.679 W/kg
SAR(1 g) = 0.362 W/kg; SAR(10 g) = 0.206 W/kg
Maximum value of SAR (measured) = 0.496 W/kg

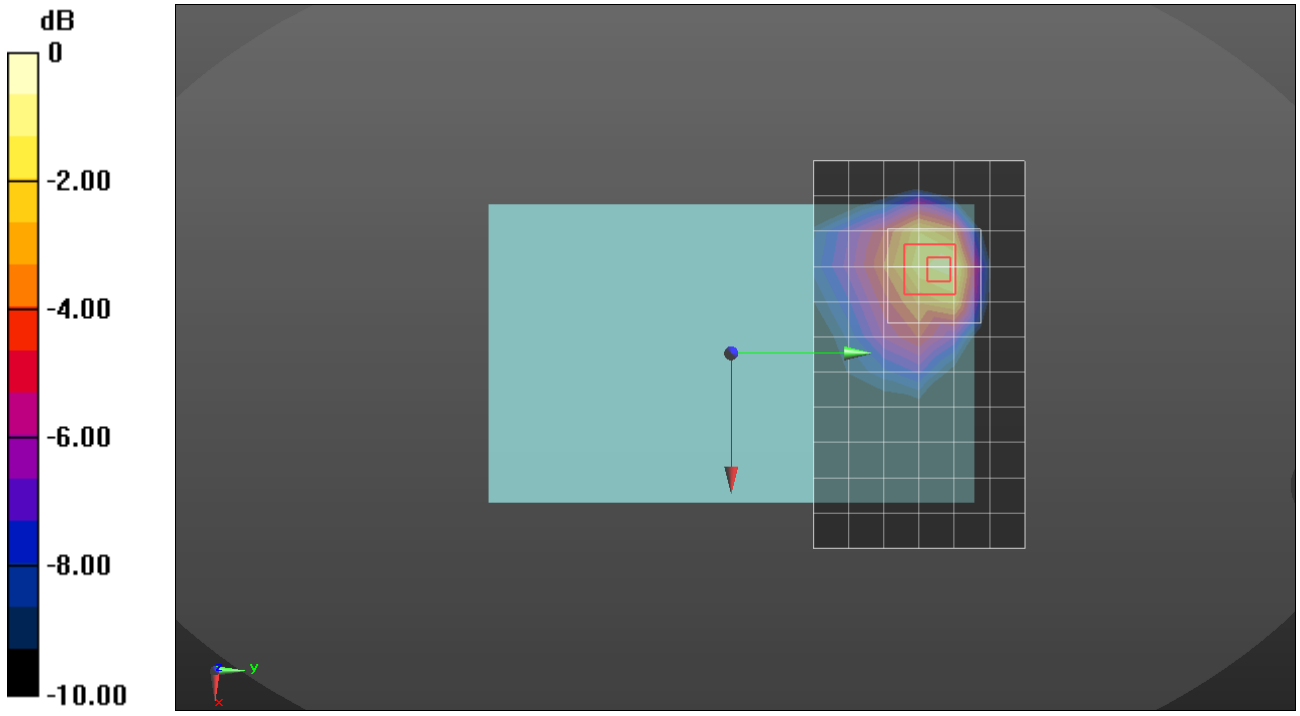

0 dB = 0.496 W/kg = -3.05 dBW/kg

LTE Band 14

Frequency: 793 MHz; Duty Cycle: 1:1; Room Ambient Temperature: 23.0°C; Liquid Temperature: 22.0°C
Medium parameters used (interpolated): f = 793 MHz; σ = 1.001 S/m; ε_r = 54.908; ρ = 1000 kg/m^3
DASY5 Configuration:
- Area Scan Setting: Find Secondary Maximum Within: 2.0 dB and with a peak SAR value greater than 0.0012W/kg
- Electronics: DAE4 Sn1447; Calibrated: 2018-03-15
- Probe: EX3DV4 - SN7313; ConvF(9.82, 9.82, 9.82); Calibrated: 2018-02-20;
- Sensor-Surface: 2.5mm (Mechanical Surface Detection)
- Phantom: ELI v6.0; Type: QDOVA003AA; Serial: TP:2005

Edge 1/QPSK RB 1/0 ch.23330 13mm/Area Scan (5x13x1): Measurement grid: dx=15mm, dy=15mm

Maximum value of SAR (measured) = 0.545 W/kg

Edge 1/QPSK RB 1/0 ch.23330 13mm/Zoom Scan (5x5x7)/Cube 0: Measurement grid: dx=8mm, dy=8mm, dz=5mm

Reference Value = 23.57 V/m; Power Drift = 0.18 dB
Peak SAR (extrapolated) = 0.690 W/kg
SAR(1 g) = 0.477 W/kg; SAR(10 g) = 0.326 W/kg
Maximum value of SAR (measured) = 0.563 W/kg

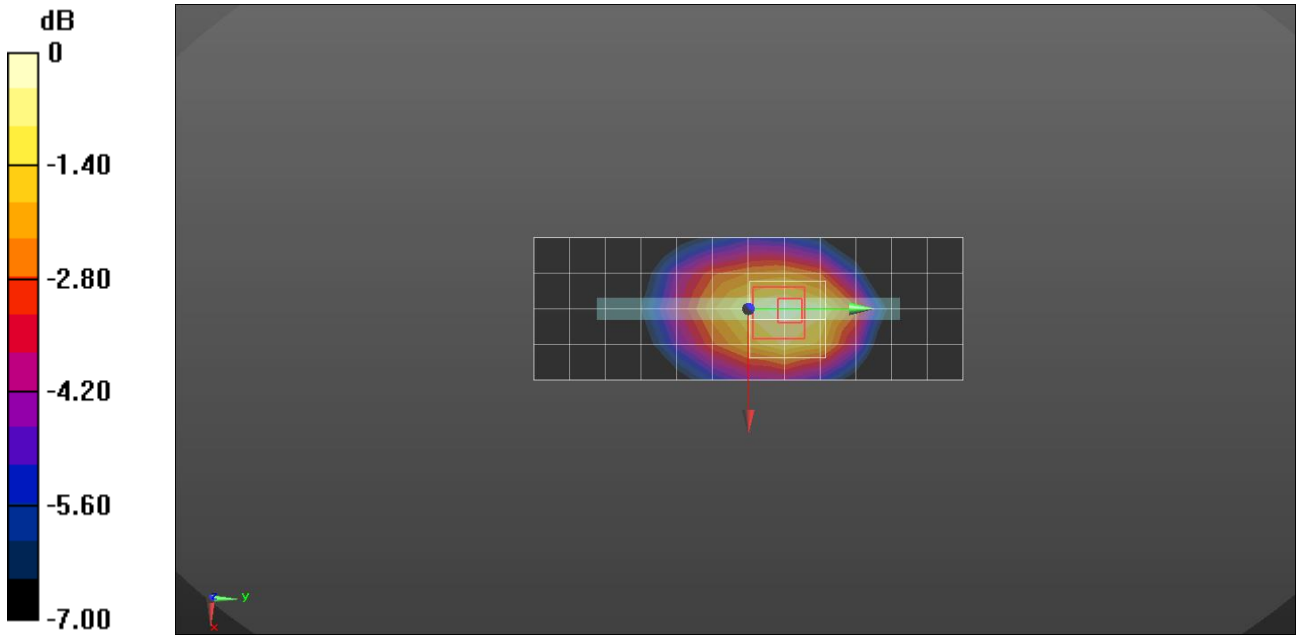

0 dB = 0.563 W/kg = -2.49 dBW/kg

LTE Band 30 v3

Frequency: 2310 MHz; Duty Cycle: 1:1; Room Ambient Temperature: 23.0°C; Liquid Temperature: 22.0°C
Medium parameters used: f = 2310 MHz; σ = 1.832 S/m; ε_r = 51.484; ρ = 1000 kg/m^3
DASY5 Configuration:
- Area Scan Setting: Find Secondary Maximum Within: 2.0 dB and with a peak SAR value greater than 0.0012W/kg
- Electronics: DAE4 Sn1468; Calibrated: 2017-08-22
- Probe: EX3DV4 - SN7330; ConvF(7.9, 7.9, 7.9); Calibrated: 2018-01-22;
- Sensor-Surface: 2.5mm (Mechanical Surface Detection)
- Phantom: ELI V6.0 (20deg); Type: QD OVA 003 AA; Serial: 2013

Rear/QPSK RB 25/0 ch.27710/Area Scan (14x8x1): Measurement grid: dx=12mm, dy=12mm

Maximum value of SAR (measured) = 0.553 W/kg

Rear/QPSK RB 25/0 ch.27710/Zoom Scan (8x8x7)/Cube 0: Measurement grid: dx=5mm, dy=5mm, dz=5mm

Reference Value = 19.19 V/m; Power Drift = -0.00 dB
Peak SAR (extrapolated) = 1.15 W/kg
SAR(1 g) = 0.460 W/kg; SAR(10 g) = 0.208 W/kg
Maximum value of SAR (measured) = 0.658 W/kg

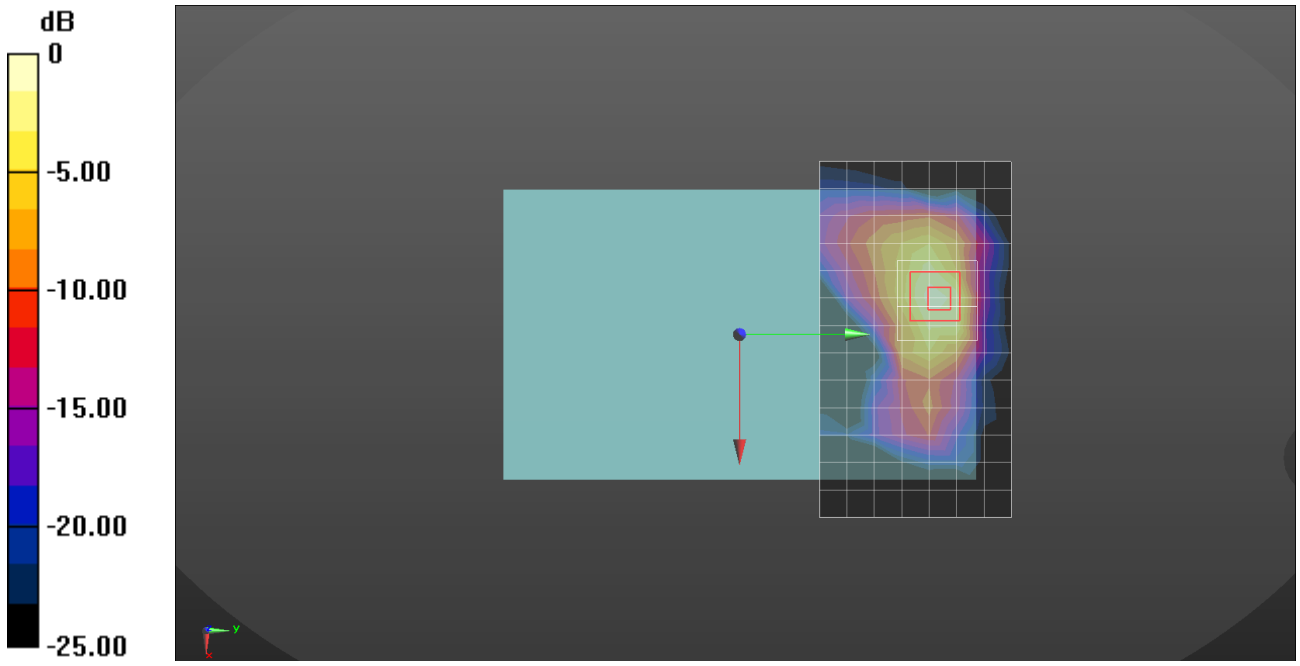

0 dB = 0.658 W/kg = −1.82 dBW/kg

Wi-Fi 2.4 GHz

Frequency: 2412 MHz; Duty Cycle: 1:1; Room Ambient Temperature: 23.0°C; Liquid Temperature: 22.0°C
Medium parameters used (interpolated): f = 2412 MHz; σ = 1.913 S/m; ε_r = 53.244; ρ = 1000 kg/m^3
DASY5 Configuration:
- Area Scan Setting: Find Secondary Maximum Within: 2.0 dB and with a peak SAR value greater than 0.0012W/kg
- Electronics: DAE4 Sn1468; Calibrated: 2017-08-22
- Probe: EX3DV4 - SN7330; ConvF(7.79, 7.79, 7.79); Calibrated: 2018-01-22;
- Sensor-Surface: 2.5mm (Mechanical Surface Detection)
- Phantom: ELI V6.0 (20deg); Type: QD OVA 003 AA; Serial: 2013

Edge 4/802.11b_ch 1/Area Scan (6x22x1): Measurement grid: dx=12mm, dy=12mm
Maximum value of SAR (measured) = 0.666 W/kg

Edge 4/802.11b_ch 1/Zoom Scan (7x7x7)/Cube 0: Measurement grid: dx=5mm, dy=5mm, dz=5mm
Reference Value = 18.68 V/m; Power Drift = -0.14 dB
Peak SAR (extrapolated) = 1.06 W/kg
SAR(1 g) = 0.551 W/kg; SAR(10 g) = 0.270 W/kg
Maximum value of SAR (measured) = 0.752 W/kg



0 dB = 0.752 W/kg = −1.24 dBW/kg

Bluetooth

Frequency: 2441 MHz; Duty Cycle: 1:1.29033; Room Ambient Temperature: 23.0°C; Liquid Temperature: 22.0°C
Medium parameters used (interpolated): f = 2441 MHz; σ = 1.983 S/m; ε_r = 53.821; ρ = 1000 kg/m^3
DASY5 Configuration:
- Area Scan Setting: Find Secondary Maximum Within: 2.0 dB and with a peak SAR value greater than 0.0012W/kg
- Electronics: DAE4 Sn1468; Calibrated: 2017-08-22
- Probe: EX3DV4 - SN7330; ConvF(7.79, 7.79, 7.79); Calibrated: 2018-01-22;
- Sensor-Surface: 2.5mm (Mechanical Surface Detection)
- Phantom: ELI V6.0 (20deg); Type: QD OVA 003 AA; Serial: 2013

Rear/GFSK_DH 5 ch 39/Area Scan (9x8x1): Measurement grid: dx=12mm, dy=12mm
Maximum value of SAR (measured) = 0.234 W/kg

Rear/GFSK_DH 5 ch 39/Zoom Scan (8x8x7)/Cube 0: Measurement grid: dx=5mm, dy=5mm, dz=5mm
Reference Value = 11.82 V/m; Power Drift = -0.05 dB
Peak SAR (extrapolated) = 0.478 W/kg
SAR(1 g) = 0.185 W/kg; SAR(10 g) = 0.086 W/kg
Maximum value of SAR (measured) = 0.268 W/kg



0 dB = 0.268 W/kg = −5.72 dBW/kg

WiFi 5.3GHz

Frequency: 5280 MHz; Duty Cycle: 1:1; Room Ambient Temperature: 23.0°C; Liquid Temperature: 22.0°C
Medium parameters used: f = 5280 MHz; σ = 5.249 S/m; ε_r = 47.27; ρ = 1000 kg/m^3
DASY5 Configuration:
- Area Scan Setting: Find Secondary Maximum Within: 2.0 dB and with a peak SAR value greater than 0.0012W/kg
- Electronics: DAE4 Sn1494; Calibrated: 2017-07-20
- Probe: EX3DV4 - SN7314; ConvF(4.85, 4.85, 4.85); Calibrated: 2017-09-28;
- Sensor-Surface: 1.4mm (Mechanical Surface Detection)
- Phantom: ELI v6.0; Type: QDOVA003AA; Serial: TP:2005

Edge 1/802.11a_ch 56/Area Scan (7x19x1): Measurement grid: dx=10mm, dy=10mm
Maximum value of SAR (measured) = 1.30 W/kg

Edge 1/802.11a_ch 56/Zoom Scan (8x8x7)/Cube 0: Measurement grid: dx=4mm, dy=4mm, dz=1.4mm
Reference Value = 14.78 V/m; Power Drift = 0.05 dB
Peak SAR (extrapolated) = 2.67 W/kg
SAR(1 g) = 0.649 W/kg; SAR(10 g) = 0.230 W/kg
Maximum value of SAR (measured) = 1.52 W/kg

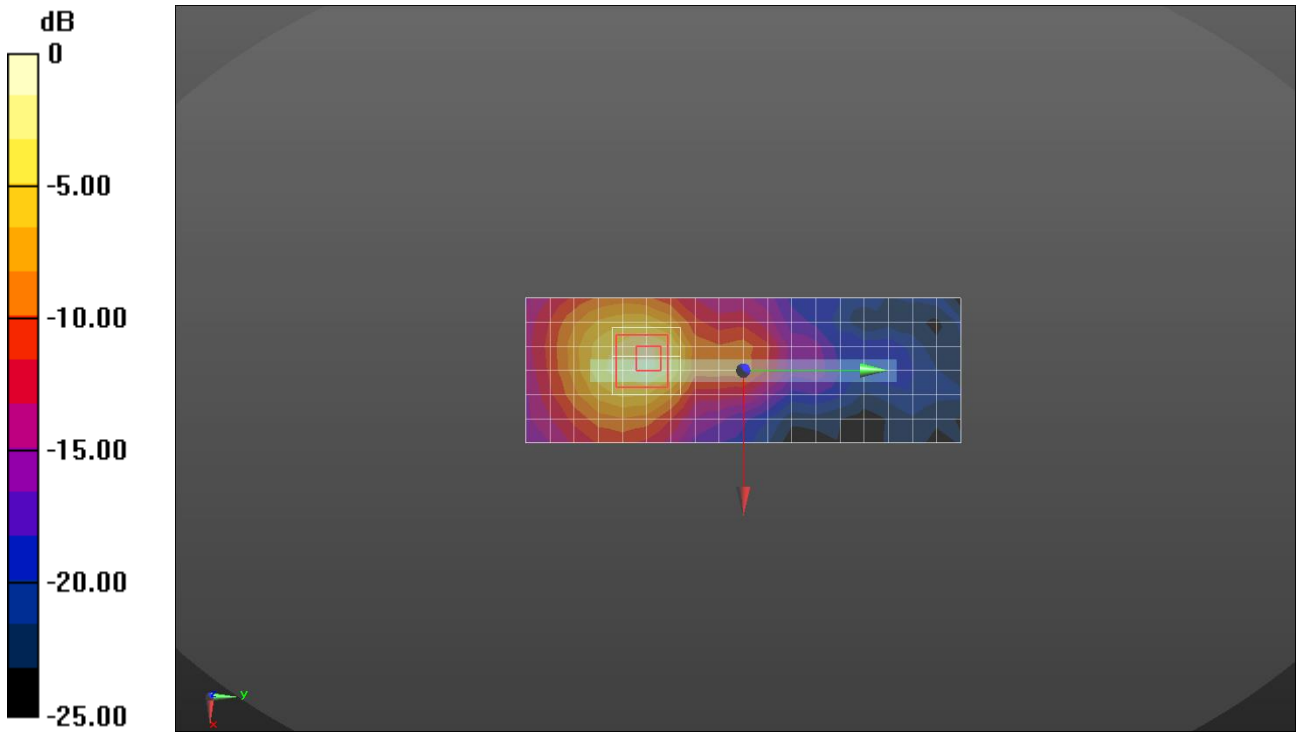

0 dB = 1.52 W/kg = 1.82 dBW/kg

WiFi 5.6GHz

Frequency: 5590 MHz; Duty Cycle: 1:1; Room Ambient Temperature: 23.0°C; Liquid Temperature: 22.0°C
Medium parameters used: f = 5590 MHz; σ = 5.646 S/m; ε_r = 46.981; ρ = 1000 kg/m^3
DASY5 Configuration:
- Area Scan Setting: Find Secondary Maximum Within: 2.0 dB and with a peak SAR value greater than 0.0012W/kg
- Electronics: DAE4 Sn1494; Calibrated: 2017-07-20
- Probe: EX3DV4 - SN7314; ConvF(4.08, 4.08, 4.08); Calibrated: 2017-09-28;
- Sensor-Surface: 1.4mm (Mechanical Surface Detection)
- Phantom: ELI v6.0; Type: QDOVA003AA; Serial: TP:2005

Rear/802.11n_ch 118/Area Scan (10x9x1): Measurement grid: dx=10mm, dy=10mm
Maximum value of SAR (measured) = 1.39 W/kg

Rear/802.11n_ch 118/Zoom Scan (9x9x7)/Cube 0: Measurement grid: dx=4mm, dy=4mm, dz=1.4mm
Reference Value = 17.82 V/m; Power Drift = 0.01 dB
Peak SAR (extrapolated) = 4.84 W/kg
SAR(1 g) = 0.783 W/kg; SAR(10 g) = 0.181 W/kg
Maximum value of SAR (measured) = 2.26 W/kg

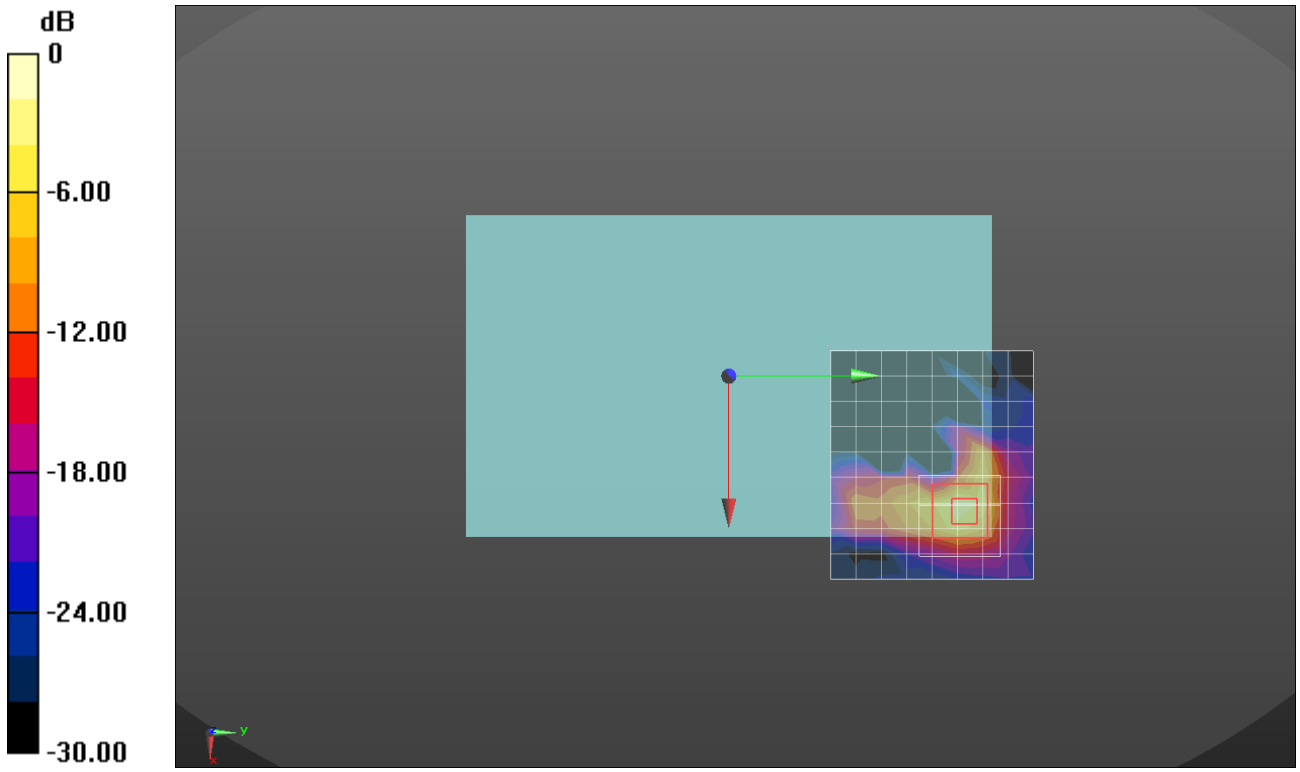

0 dB = 2.26 W/kg = 3.54 dBW/kg

WiFi 5.8GHz

Frequency: 5795 MHz; Duty Cycle: 1:1; Room Ambient Temperature: 23.0°C; Liquid Temperature: 22.0°C
Medium parameters used: f = 5795 MHz; σ = 5.88 S/m; ε_r = 46.608; ρ = 1000 kg/m^3
DASY5 Configuration:
- Area Scan Setting: Find Secondary Maximum Within: 2.0 dB and with a peak SAR value greater than 0.0012W/kg
- Electronics: DAE4 Sn1494; Calibrated: 2017-07-20
- Probe: EX3DV4 - SN7314; ConvF(4.51, 4.51, 4.51); Calibrated: 2017-09-28;
- Sensor-Surface: 1.4mm (Mechanical Surface Detection)
- Phantom: ELI v6.0; Type: QDOVA003AA; Serial: TP:2005

Rear/802.11n_ch 159/Area Scan (10x9x1): Measurement grid: dx=10mm, dy=10mm
Maximum value of SAR (measured) = 1.49 W/kg

Rear/802.11n_ch 159/Zoom Scan (8x8x7)/Cube 0: Measurement grid: dx=4mm, dy=4mm, dz=1.4mm
Reference Value = 15.85 V/m; Power Drift = -0.10 dB
Peak SAR (extrapolated) = 4.31 W/kg
SAR(1 g) = 0.676 W/kg; SAR(10 g) = 0.152 W/kg
Maximum value of SAR (measured) = 2.01 W/kg



0 dB = 2.01 W/kg = 3.03 dBW/kg