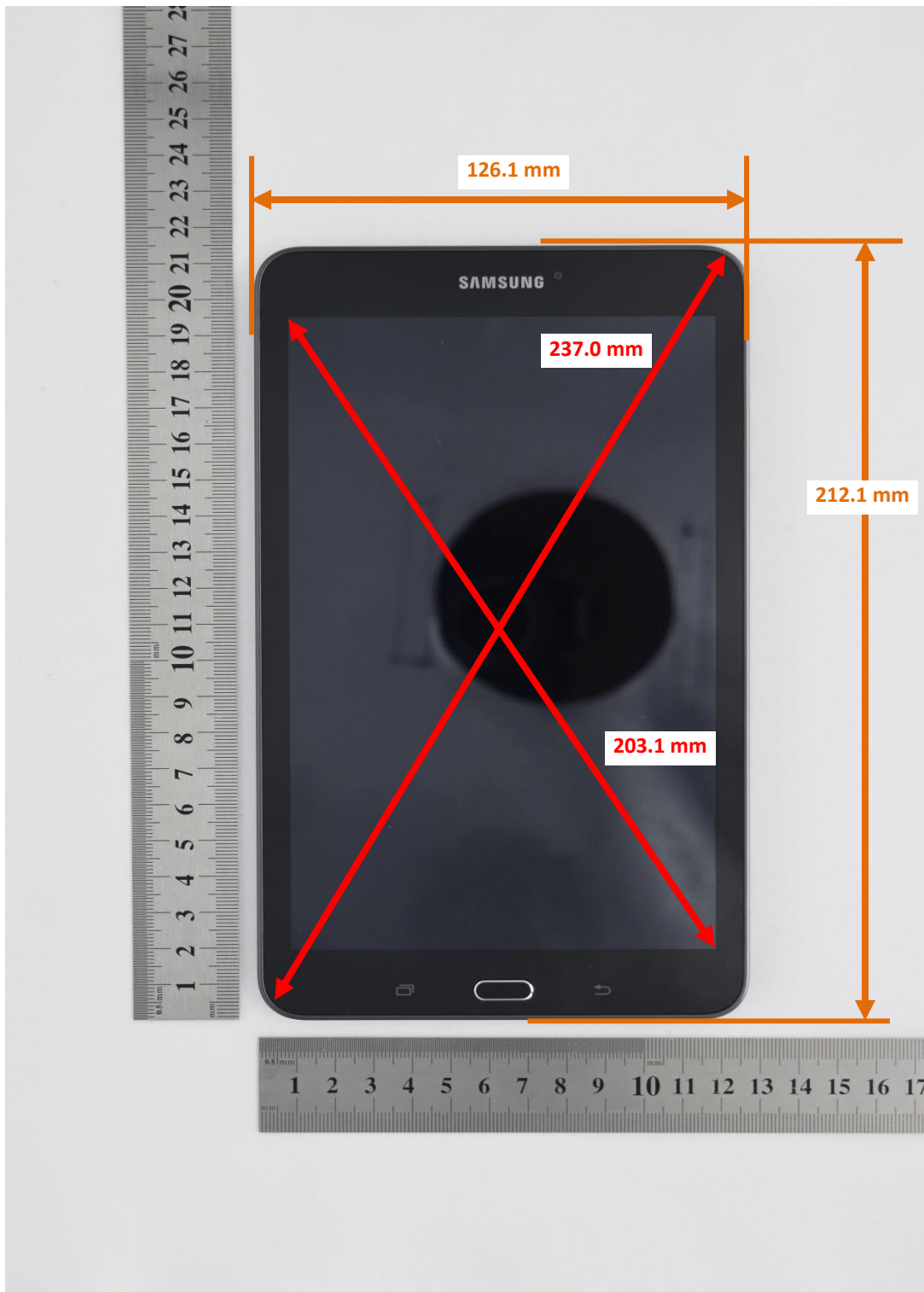


DUT and SAR Set-up Photos

Overall Dimensions



Front View of the DUT




Rear View of the DUT



Setup Photos

Tablet Vertical and Horizontal Reference Lines


Vertical
Center Line




Horizontal
Line

Body Exposure Conditions


Rear (0mm)




Rear (6mm)




Rear (21mm)




Edge 1 (0mm)



Edge 1 (14mm)




Edge 4 (0mm)




Edge 4 (9mm)



Corner(0 mm)



Corner(9 mm)



Antenna Dimensions & Separation Distances

- ① Main Ant
(Tx/Rx)
- WCDMA Band I, II, V, VIII
- LTE Band 2, 4, 5, 7, 13
- ② BT/Wi-Fi
(Tx/Rx)
- ③ GPS Ant
(Rx)
- ④ Diversity Ant.
(Rx)
- WCDMA Band I, II, V, VIII
- LTE Band 2, 4, 5, 7, 13

