

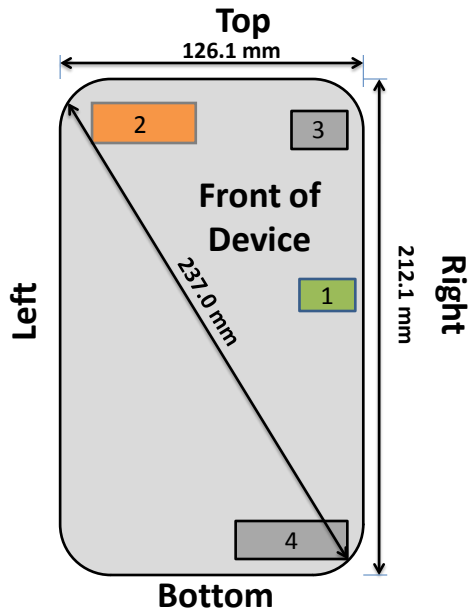


APPENDIX F: DUT ANTENNA DIAGRAM & SAR TEST SETUP PHOTOGRAPHS



FCC ID A3LSMT3777		SAR EVALUATION REPORT		Reviewed by: Quality Manager
Test Dates: 11/30/2015 – 12/15/2015	DUT Type: Portable Tablet			APPENDIX F: Page 1 of 9




1. WLAN/BT Ant
 - 2.4/5 GHz WLAN Tx/Rx
 - 2.4 GHz Bluetooth Tx/Rx
2. Main Band Antenna
 - UMTS 850/1900 MHz Tx/Rx
3. GPS Rx Only
4. Diversity Antenna Rx Only


Note: Exact antenna dimensions and separation distances are shown in the Technical Descriptions in the FCC Filing.

Figure F-1
DUT Antenna Locations



FCC ID A3LSMT3777		SAR EVALUATION REPORT		Reviewed by: Quality Manager
Test Dates: 11/30/2015 – 12/15/2015	DUT Type: Portable Tablet			APPENDIX F: Page 2 of 9




SAR Test Setup Photo 1: Right Cheek




SAR Test Setup Photo 2: Right Tilt



FCC ID A3LSMT3777		SAR EVALUATION REPORT		Reviewed by: Quality Manager
Test Dates: 11/30/2015 – 12/15/2015	DUT Type: Portable Tablet			APPENDIX F: Page 3 of 9



SAR Test Setup Photo 3: Left Cheek




SAR Test Setup Photo 4: Left Tilt



FCC ID A3LSMT3777		SAR EVALUATION REPORT		Reviewed by: Quality Manager
Test Dates: 11/30/2015 – 12/15/2015	DUT Type: Portable Tablet			APPENDIX F: Page 4 of 9



SAR Test Setup Photo 5: Back Side at 1.7 cm



SAR Test Setup Photo 6: Back Side at 1.0 cm



FCC ID A3LSMT3777		SAR EVALUATION REPORT		Reviewed by: Quality Manager
Test Dates: 11/30/2015 – 12/15/2015	DUT Type: Portable Tablet			APPENDIX F: Page 5 of 9



SAR Test Setup Photo 7: Back Side at 0.0 cm



SAR Test Setup Photo 8: Top Edge at 1.3 cm



FCC ID A3LSMT3777		SAR EVALUATION REPORT	 Reviewed by: Quality Manager
Test Dates: 11/30/2015 – 12/15/2015	DUT Type: Portable Tablet	APPENDIX F: Page 6 of 9	



SAR Test Setup Photo 9: Top Edge at 0.0 cm




SAR Test Setup Photo 10: Left Edge at 0.6 cm



FCC ID A3LSMT3777		SAR EVALUATION REPORT		Reviewed by: Quality Manager
Test Dates: 11/30/2015 – 12/15/2015	DUT Type: Portable Tablet			APPENDIX F: Page 7 of 9



SAR Test Setup Photo 11: Left Edge at 0.0 cm




SAR Test Setup Photo 12: Right Edge at 0.6 cm



FCC ID A3LSMT3777		SAR EVALUATION REPORT		Reviewed by: Quality Manager
Test Dates: 11/30/2015 – 12/15/2015	DUT Type: Portable Tablet			APPENDIX F: Page 8 of 9



SAR Test Setup Photo 13: Right Edge at 0.0 cm



SAR Test Setup Photo 14: Horizontal and Vertical Reference Lines

FCC ID A3LSMT3777		SAR EVALUATION REPORT		Reviewed by: Quality Manager
Test Dates: 11/30/2015 – 12/15/2015	DUT Type: Portable Tablet			APPENDIX F: Page 9 of 9