

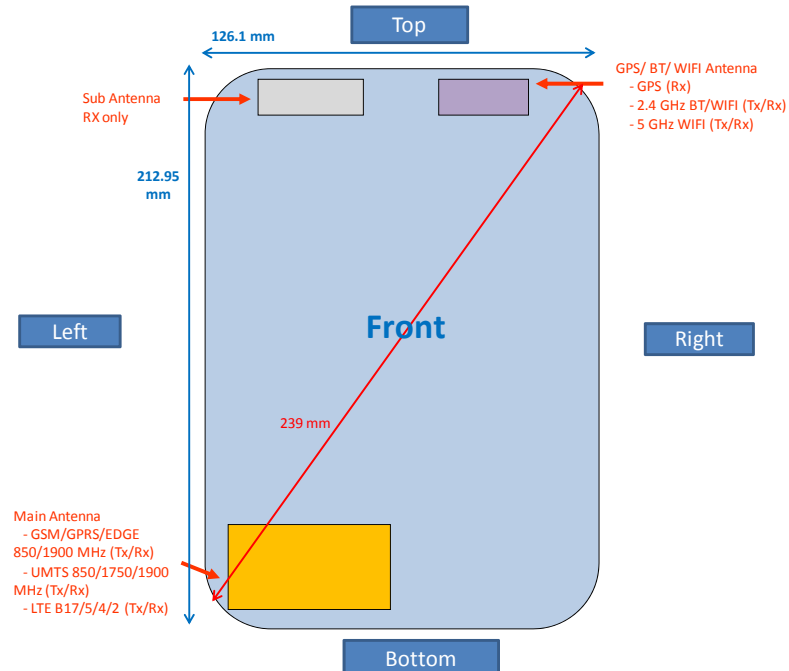


APPENDIX F: SAR TEST DIAGRAM AND SETUP PHOTOGRAPHS

FCC ID: A3LSMT365M		SAR EVALUATION REPORT		Reviewed by: Quality Manager
Test Dates: 11/24/14 – 12/04/14	DUT Type: Portable Tablet			APPENDIX F: Page 1 of 9



Note: Exact antenna dimensions and separation distances are shown in the Technical Descriptions in the FCC Filing

Figure F-1

DUT Antenna Locations

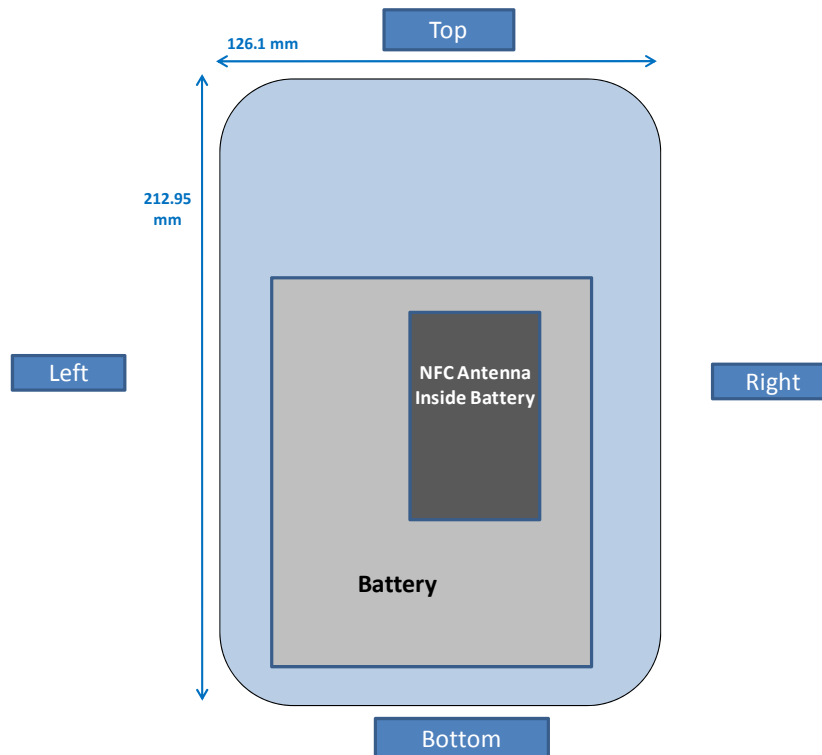



Figure F-2

NFC Antenna Location



FCC ID: A3LSMT365M	PCTEST ENGINEERING LABORATORY, INC.	SAR EVALUATION REPORT	SAMSUNG	Reviewed by: Quality Manager
Test Dates: 11/24/14 – 12/04/14	DUT Type: Portable Tablet			APPENDIX F: Page 2 of 9




SAR Test Setup Photo 1: Right Cheek



SAR Test Setup Photo 2: Right Tilt



FCC ID: A3LSMT365M		SAR EVALUATION REPORT	 Reviewed by: Quality Manager
Test Dates: 11/24/14 – 12/04/14	DUT Type: Portable Tablet	APPENDIX F: Page 3 of 9	



SAR Test Setup Photo 3: Left Cheek



SAR Test Setup Photo 4: Left Tilt



FCC ID: A3LSMT365M		SAR EVALUATION REPORT		Reviewed by: Quality Manager
Test Dates: 11/24/14 – 12/04/14	DUT Type: Portable Tablet	APPENDIX F: Page 4 of 9		



SAR Test Setup Photo 5: Back Side at 0 mm



SAR Test Setup Photo 6: Back Side at 11 mm



FCC ID: A3LSMT365M		SAR EVALUATION REPORT		Reviewed by: Quality Manager
Test Dates: 11/24/14 – 12/04/14	DUT Type: Portable Tablet	APPENDIX F: Page 5 of 9		



SAR Test Setup Photo 7: Top Edge at 0 mm



SAR Test Setup Photo 8: Bottom Edge at 0 mm



FCC ID: A3LSMT365M		SAR EVALUATION REPORT		Reviewed by: Quality Manager
Test Dates: 11/24/14 – 12/04/14	DUT Type: Portable Tablet	APPENDIX F: Page 6 of 9		



SAR Test Setup Photo 9: Bottom Edge at 9 mm





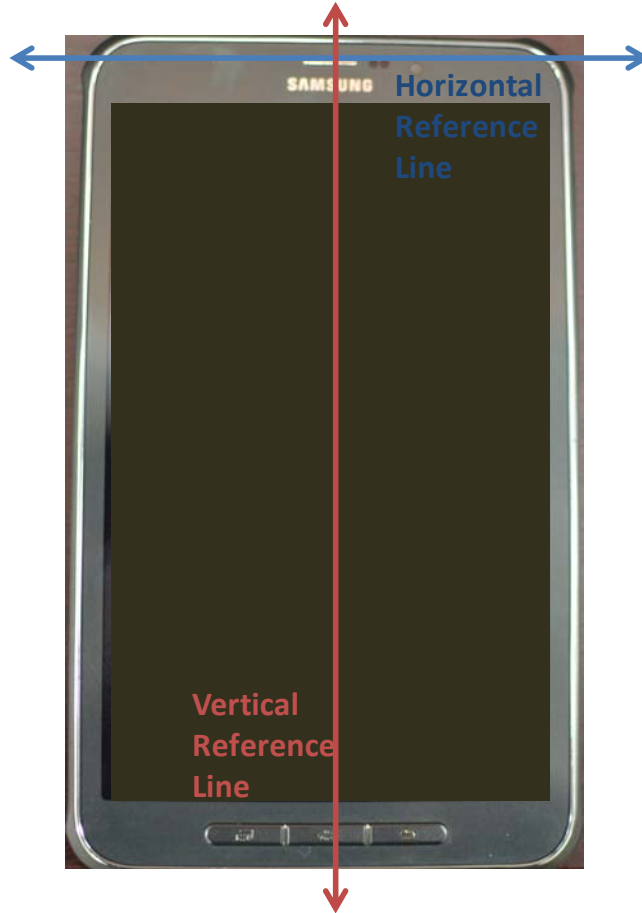
SAR Test Setup Photo 10: Right Edge at 0 mm

FCC ID: A3LSMT365M		SAR EVALUATION REPORT	 Reviewed by: Quality Manager
Test Dates: 11/24/14 – 12/04/14	DUT Type: Portable Tablet	APPENDIX F: Page 7 of 9	





SAR Test Setup Photo 11: Left Edge at 0 mm

FCC ID: A3LSMT365M	 PCTEST ENGINEERING LABORATORY, INC.	SAR EVALUATION REPORT		Reviewed by: Quality Manager
Test Dates: 11/24/14 – 12/04/14	DUT Type: Portable Tablet			APPENDIX F: Page 8 of 9



SAR Test Setup Photo 12: DUT Reference Lines

FCC ID: A3LSMT365M		SAR EVALUATION REPORT	 Reviewed by: Quality Manager
Test Dates: 11/24/14 – 12/04/14	DUT Type: Portable Tablet	APPENDIX F: Page 9 of 9	