



10. SETUP PHOTOS

RADIATED EMISSION BELOW 30 MHz

FACE ON




RADIATED EMISSION ABOVE 30 MHz







TEMPERATURE CHAMBER ENVIRONMENT



AC MAINS LINE CONDUCTED EMISSION



END OF REPORT