

# APPENDIX

## – Test Setup and EUT photography –

## 1. Photograph of Test Setup




**[ Conducted Disturbance – Front ]**



**[ Conducted Disturbance – Rear ]**




**[ Radiated Disturbance for Below 1 GHz – Front ]**




**[ Radiated Disturbance for Below 1 GHz – Rear ]**





**[ Radiated Disturbance for Above 1 GHz – Front ]**



**[ Radiated Disturbance for Above 1 GHz – Rear ]**