

# APPENDIX

## – Test Setup and EUT photography –


## 1. Photograph of Test Setup




**[ Conducted Disturbance – Front ]**




**[ Conducted Disturbance – Rear ]**



**[ Radiated Disturbance for Below 1 GHz – Front ]**



**[ Radiated Disturbance for Below 1 GHz – Rear ]**



**[ Radiated Disturbance for Above 1 GHz – Front ]**



**[ Radiated Disturbance for Above 1 GHz – Rear ]**