




APPENDIX F: SAR TEST SETUP PHOTOGRAPHS



FCC ID: A3LSMT325		SAR EVALUATION REPORT		Reviewed by: Quality Manager
Test Dates: 12/02/13 – 01/03/14	DUT Type: Portable Tablet			APPENDIX F: Page 1 of 7



SAR Test Setup Photo 1: Right Cheek




SAR Test Setup Photo 2: Right Tilt



FCC ID: A3LSMT325		SAR EVALUATION REPORT		Reviewed by: Quality Manager
Test Dates: 12/02/13 – 01/03/14	DUT Type: Portable Tablet			APPENDIX F: Page 2 of 7




SAR Test Setup Photo 3: Left Cheek




SAR Test Setup Photo 4: Left Tilt



FCC ID: A3LSMT325		SAR EVALUATION REPORT		Reviewed by: Quality Manager
Test Dates: 12/02/13 – 01/03/14	DUT Type: Portable Tablet			APPENDIX F: Page 3 of 7



SAR Test Setup Photo 5: Back Side at 14 mm



SAR Test Setup Photo 6: Back Side at 0 mm



FCC ID: A3LSMT325		SAR EVALUATION REPORT		Reviewed by: Quality Manager
Test Dates: 12/02/13 – 01/03/14	DUT Type: Portable Tablet			APPENDIX F: Page 4 of 7



SAR Test Setup Photo 7: Top Edge at 11 mm



SAR Test Setup Photo 8: Top Edge at 0 mm



FCC ID: A3LSMT325		SAR EVALUATION REPORT		Reviewed by: Quality Manager
Test Dates: 12/02/13 – 01/03/14	DUT Type: Portable Tablet			APPENDIX F: Page 5 of 7




SAR Test Setup Photo 9: Bottom Edge at 0 mm





SAR Test Setup Photo 10: Left Edge at 0 mm

FCC ID: A3LSMT325		SAR EVALUATION REPORT		Reviewed by: Quality Manager
Test Dates: 12/02/13 – 01/03/14	DUT Type: Portable Tablet			APPENDIX F: Page 6 of 7



SAR Test Setup Photo 11: Vertical and Horizontal Reference Lines

FCC ID: A3LSMT325		SAR EVALUATION REPORT		Reviewed by: Quality Manager
Test Dates: 12/02/13 – 01/03/14	DUT Type: Portable Tablet			APPENDIX F: Page 7 of 7