



APPENDIX F: SAR TEST SETUP PHOTOGRAPHS



| | | | | |
|---|---|------------------------------|---|--|
| FCC ID: A3LSMT320 |  PCTEST ENGINEERING LABORATORY, INC. | SAR EVALUATION REPORT |  | Reviewed by: Quality Manager |
| Test Dates: 12/02/13 - 12/12/13 | DUT Type: Portable Tablet | | | APPENDIX F: Page 1 of 3 |



SAR Test Setup Photo 1: Back side at 0.0 cm





SAR Test Setup Photo 2: Bottom Edge at 0.0 cm

| | | | | |
|---|---|------------------------------|---|--|
| FCC ID: A3LSMT320 |  PCTEST ENGINEERING LABORATORY, INC. | SAR EVALUATION REPORT |  | Reviewed by: Quality Manager |
| Test Dates: 12/02/13 - 12/12/13 | DUT Type: Portable Tablet | | | APPENDIX F: Page 2 of 3 |



SAR Test Setup Photo 3: Left Edge at 0.0 cm

| | | | | |
|---|---|------------------------------|---|--|
| FCC ID: A3LSMT320 |  | SAR EVALUATION REPORT |  | Reviewed by: Quality Manager |
| Test Dates: 12/02/13 - 12/12/13 | DUT Type: Portable Tablet | | | APPENDIX F: Page 3 of 3 |