



# APPENDIX F: SAR TEST DIAGRAM AND SETUP PHOTOGRAPHS



<b>FCC ID:</b> A3LSMT116BU		<b>SAR EVALUATION REPORT</b>		<b>Reviewed by:</b> Quality Manager
<b>Test Dates:</b> 12/04/14- 12/08/14 & 01/12/15 -01/15/15		<b>DUT Type:</b> Portable Tablet		APPENDIX F: Page 1 of 7



**SAR Test Setup Photo 1: Right Cheek**



**SAR Test Setup Photo 2: Right Tilt**



<b>FCC ID:</b> A3LSMT116BU		<b>SAR EVALUATION REPORT</b>		<b>Reviewed by:</b> Quality Manager
<b>Test Dates:</b> 12/04/14- 12/08/14 & 01/12/15 -01/15/15		<b>DUT Type:</b> Portable Tablet	<b>APPENDIX F:</b> Page 2 of 7	



**SAR Test Setup Photo 3: Left Cheek**



**SAR Test Setup Photo 4: Left Tilt**



<b>FCC ID:</b> A3LSMT116BU		<b>SAR EVALUATION REPORT</b>		<b>Reviewed by:</b> Quality Manager
<b>Test Dates:</b> 12/04/14- 12/08/14 & 01/12/15 -01/15/15		<b>DUT Type:</b> Portable Tablet		<b>APPENDIX F:</b> Page 3 of 7



**SAR Test Setup Photo 5: Back Side at 14.0 mm**



**SAR Test Setup Photo 6 – Back Side at 0.0 mm**



<b>FCC ID:</b> A3LSMT116BU		<b>SAR EVALUATION REPORT</b>		<b>Reviewed by:</b> Quality Manager
<b>Test Dates:</b> 12/04/14- 12/08/14 & 01/12/15 -01/15/15		<b>DUT Type:</b> Portable Tablet		<b>APPENDIX F:</b> Page 4 of 7



**SAR Test Setup Photo 7 – Top Edge at 11.0 mm**



**SAR Test Setup Photo 8 – Top Edge at 0.0 mm**



<b>FCC ID:</b> A3LSMT116BU		<b>SAR EVALUATION REPORT</b>		<b>Reviewed by:</b> Quality Manager
<b>Test Dates:</b> 12/04/14- 12/08/14 & 01/12/15 -01/15/15		<b>DUT Type:</b> Portable Tablet		<b>APPENDIX F:</b> Page 5 of 7




**SAR Test Setup Photo 9 – Right Edge at 0.0 mm**



**SAR Test Setup Photo 10 – Left Edge at 0.0 mm**

<b>FCC ID:</b> A3LSMT116BU		<b>SAR EVALUATION REPORT</b>		<b>Reviewed by:</b> Quality Manager
<b>Test Dates:</b> 12/04/14- 12/08/14 & 01/12/15 -01/15/15		<b>DUT Type:</b> Portable Tablet	<b>APPENDIX F:</b> Page 6 of 7	



SAR Test Setup Photo 11: Vertical and Horizontal Reference Lines

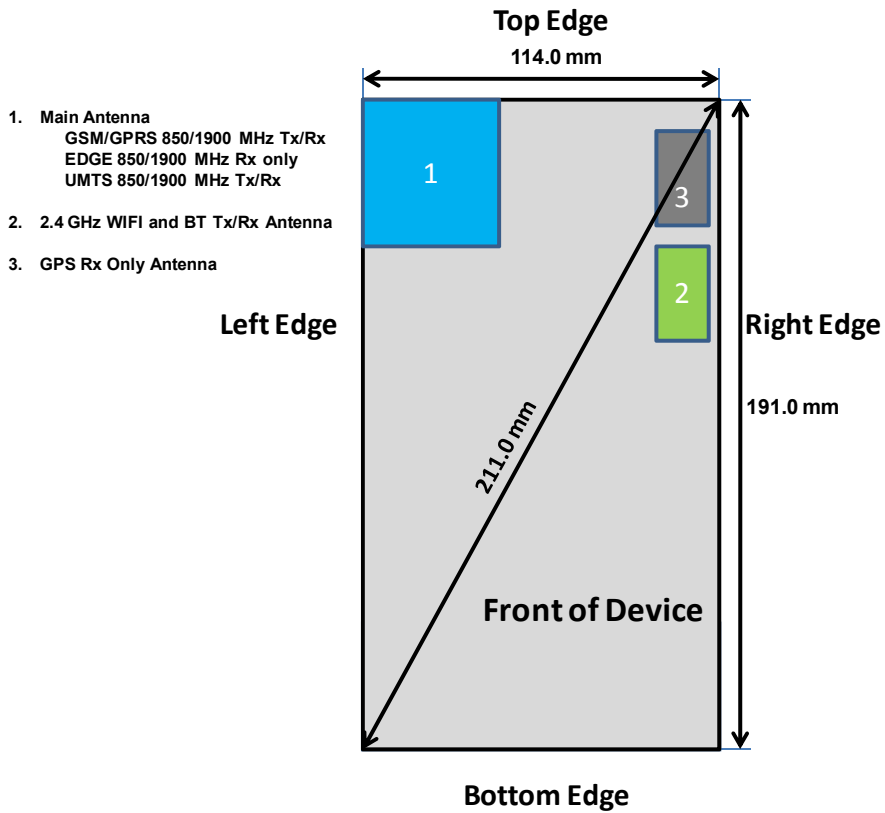




Figure 1  
DUT Antenna Locations

FCC ID: A3LSMT116BU		SAR EVALUATION REPORT		Reviewed by: Quality Manager
Test Dates: 12/04/14- 12/08/14 & 01/12/15 -01/15/15		DUT Type: Portable Tablet	APPENDIX F: Page 7 of 7	