

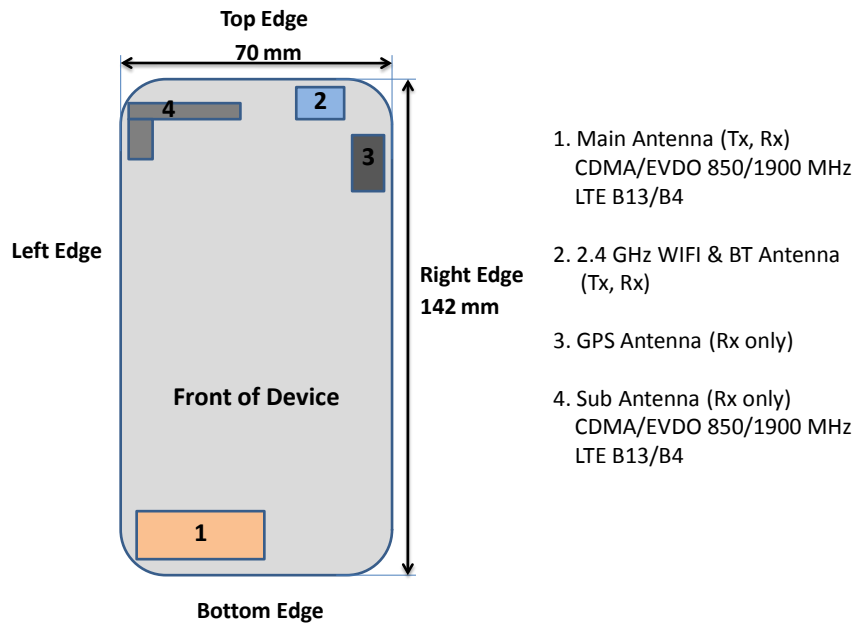


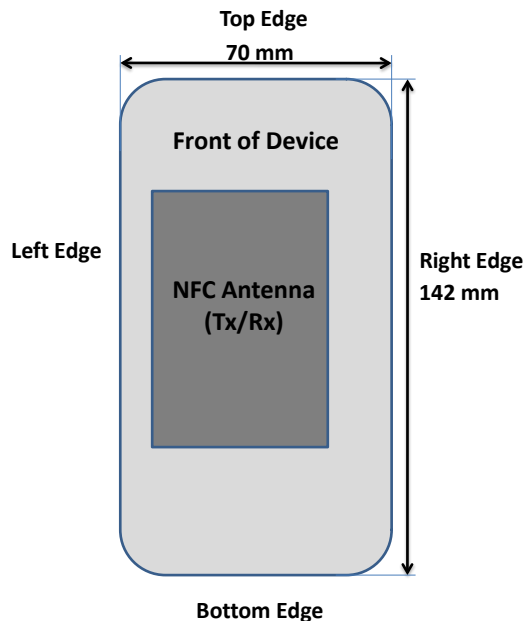
APPENDIX F: DUT ANTENNA DIAGRAM AND SAR TEST SETUP PHOTOGRAPHS

FCC ID A3LSMS978L		SAR EVALUATION REPORT	 Reviewed by: Quality Manager
Test Dates: 03/09/15 - 04/27/15	DUT Type: Portable Handset	APPENDIX F: Page 1 of 5	






Note: Exact antenna dimensions and separation distances are shown in the Technical Descriptions in the FCC Filing.

**Figure F-1
DUT Antenna Locations**




**Figure F-2
NFC Antenna Locations**



FCC ID A3LSMS978L		SAR EVALUATION REPORT		Reviewed by: Quality Manager
Test Dates: 03/09/15 - 04/27/15	DUT Type: Portable Handset			APPENDIX F: Page 2 of 5




SAR Test Setup Photo 1: Right Cheek



SAR Test Setup Photo 2: Right Tilt



FCC ID A3LSMS978L		SAR EVALUATION REPORT		Reviewed by: Quality Manager
Test Dates: 03/09/15 - 04/27/15	DUT Type: Portable Handset	APPENDIX F: Page 3 of 5		




SAR Test Setup Photo 3: Left Cheek



SAR Test Setup Photo 4: Left Tilt



FCC ID A3LSMS978L		SAR EVALUATION REPORT	 Reviewed by: Quality Manager
Test Dates: 03/09/15 - 04/27/15	DUT Type: Portable Handset	APPENDIX F: Page 4 of 5	



SAR Test Setup Photo 5: Back side at 1.5 cm



SAR Test Setup Photo 6: Horizontal and Vertical Reference Lines

FCC ID A3LSMS978L	 <small>ENGINEERING LABORATORY, INC.</small>	SAR EVALUATION REPORT	 Reviewed by: Quality Manager
Test Dates: 03/09/15 - 04/27/15	DUT Type: Portable Handset	APPENDIX F: Page 5 of 5	