




## 12. TEST SETUP PHOTOGRAPHS



<b>FCC ID:</b> A3LSMS978L		<b>HAC (T-COIL) TEST REPORT</b>		<b>Reviewed by:</b> Quality Manager
<b>Filename:</b> 0Y1503130545.A3L	<b>Test Dates:</b> 03/16/2015 - 03/17/2015	<b>EUT Type:</b> Portable Handset		Page 34 of 36



**Figure 12-1**  
**Test Setup for Wireless Device**





**Figure 12-2**  
**Test Setup for Wireless Device**

FCC ID: A3LSMS978L	 <small>ENGINEERING LABORATORY, INC.</small>	HAC (T-COIL) TEST REPORT	 Reviewed by: Quality Manager
Filename: 0Y1503130545.A3L	Test Dates: 03/16/2015 - 03/17/2015	EUT Type: Portable Handset	Page 35 of 36



**Figure 12-3**  
**T-Coil Scan Overlay Magnetic Field Distributions**

Note: Final measurement locations are indicated by a cursor on the contour plots.

FCC ID: A3LSMS978L	 <small>ENGINEERING LABORATORY, INC.</small>	HAC (T-COIL) TEST REPORT	 <b>Reviewed by:</b> Quality Manager
<b>Filename:</b> OY1503130545.A3L	<b>Test Dates:</b> 03/16/2015 - 03/17/2015	<b>EUT Type:</b> Portable Handset	Page 36 of 36