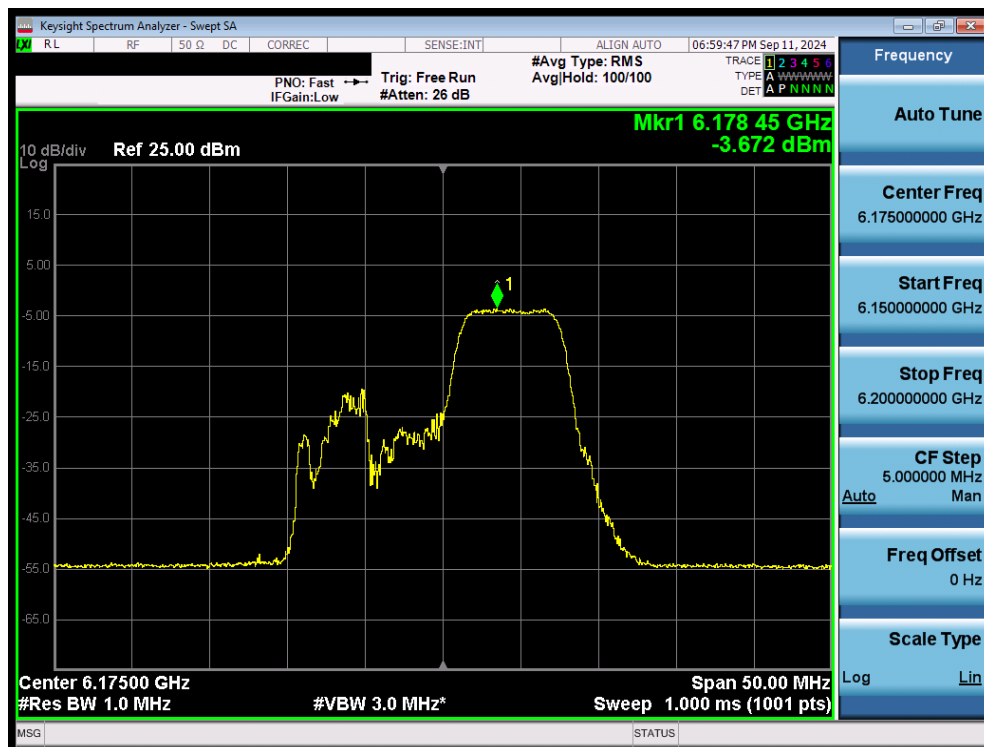
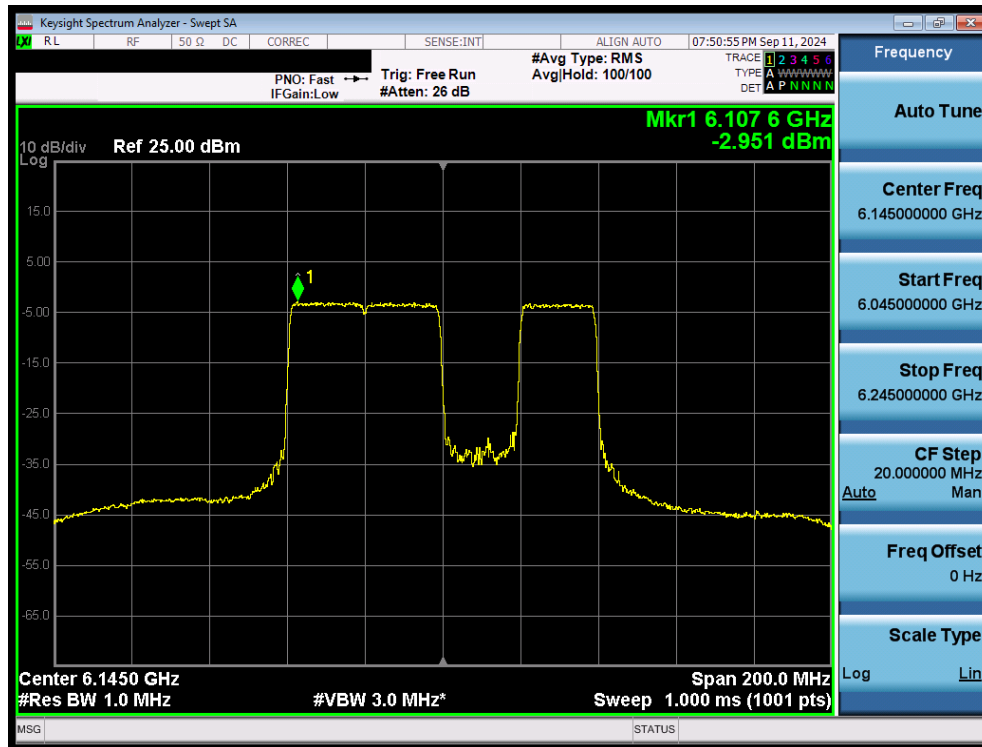


Plot 7-80. Power Spectral Density Plot MIMO ANT2 (320MHz 802.11ax/be (26 Tones) (UNII Band 5) – Ch. 31) - LPI

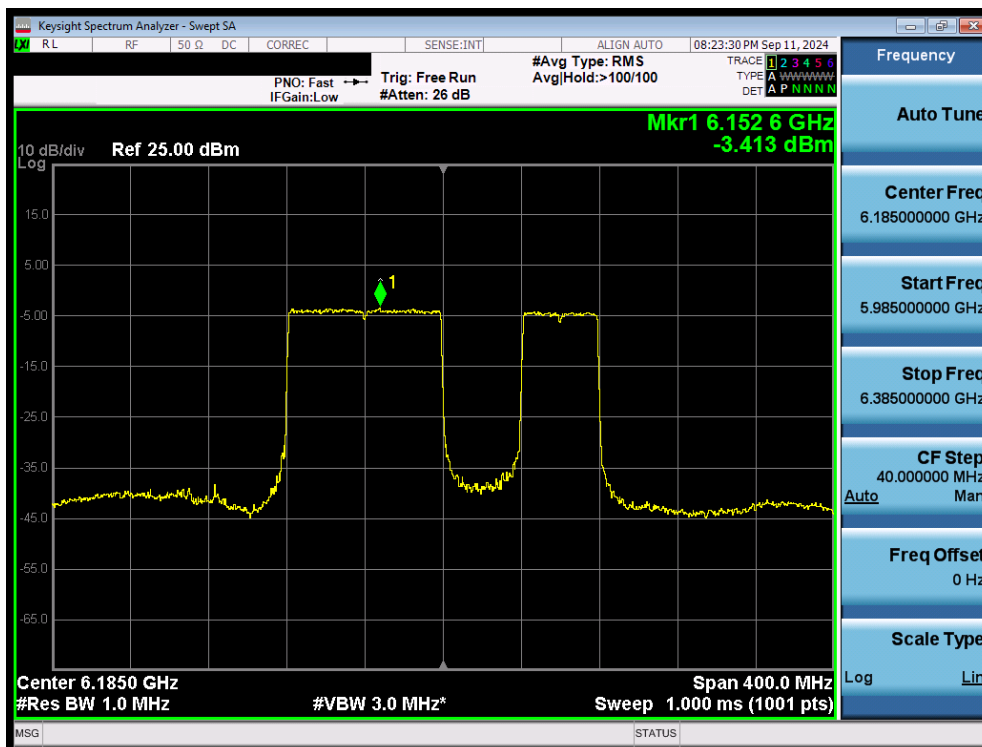


Plot 7-81. Power Spectral Density Plot MIMO ANT2 (20MHz 802.11be (52+26 Tones) (UNII Band 5) – Ch. 45) - LPI

FCC ID: A3LSMS938B	MEASUREMENT REPORT		Approved by: Technical Manager
Test Report S/N: 1M2408260069-20.A3L	Test Dates: 09/03/2024 - 10/25/2024	EUT Type: Portable Handset	Page 98 of 184

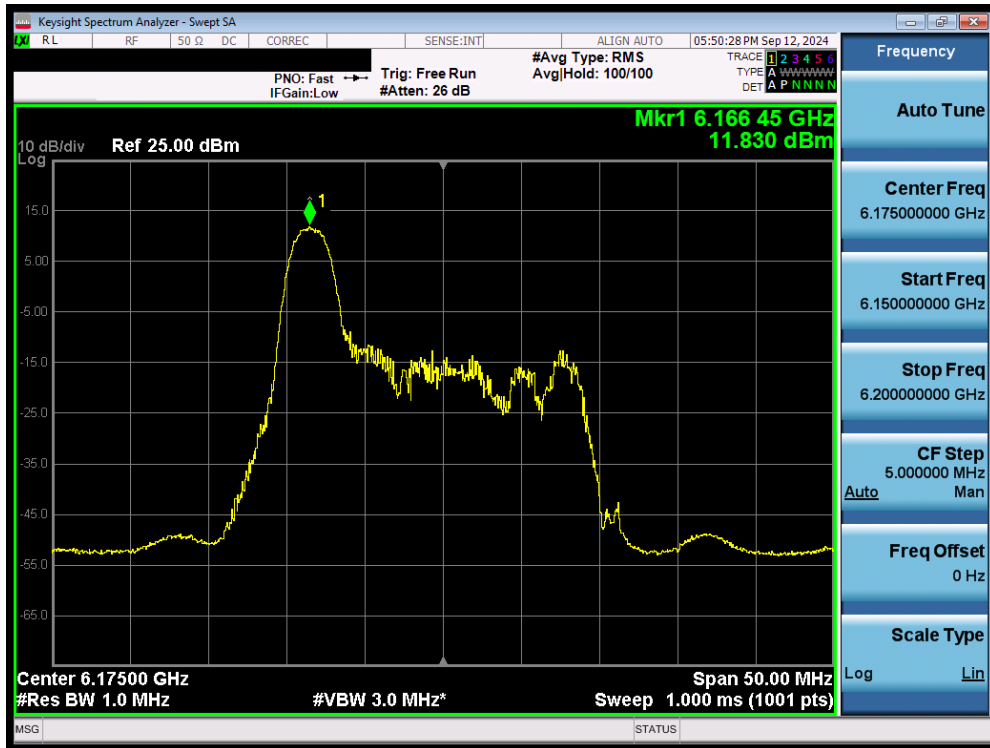


Plot 7-82. Power Spectral Density Plot MIMO ANT2 (80MHz 802.11be (484+242 Tones) (UNII Band 5) – Ch. 39) LPI

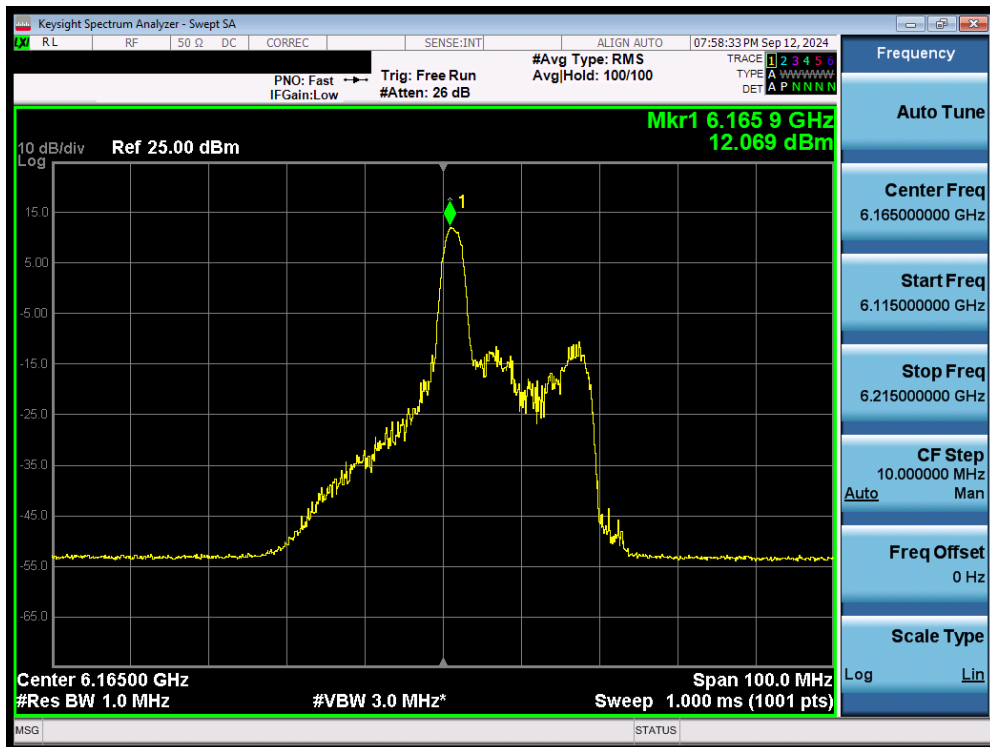


Plot 7-83. Power Spectral Density Plot MIMO ANT2 (160MHz 802.11be (996+484 Tones) (UNII Band 5) – Ch. 47) LPI/SP

FCC ID: A3LSMS938B	MEASUREMENT REPORT		Approved by: Technical Manager
Test Report S/N: 1M2408260069-20.A3L	Test Dates: 09/03/2024 - 10/25/2024	EUT Type: Portable Handset	Page 99 of 184

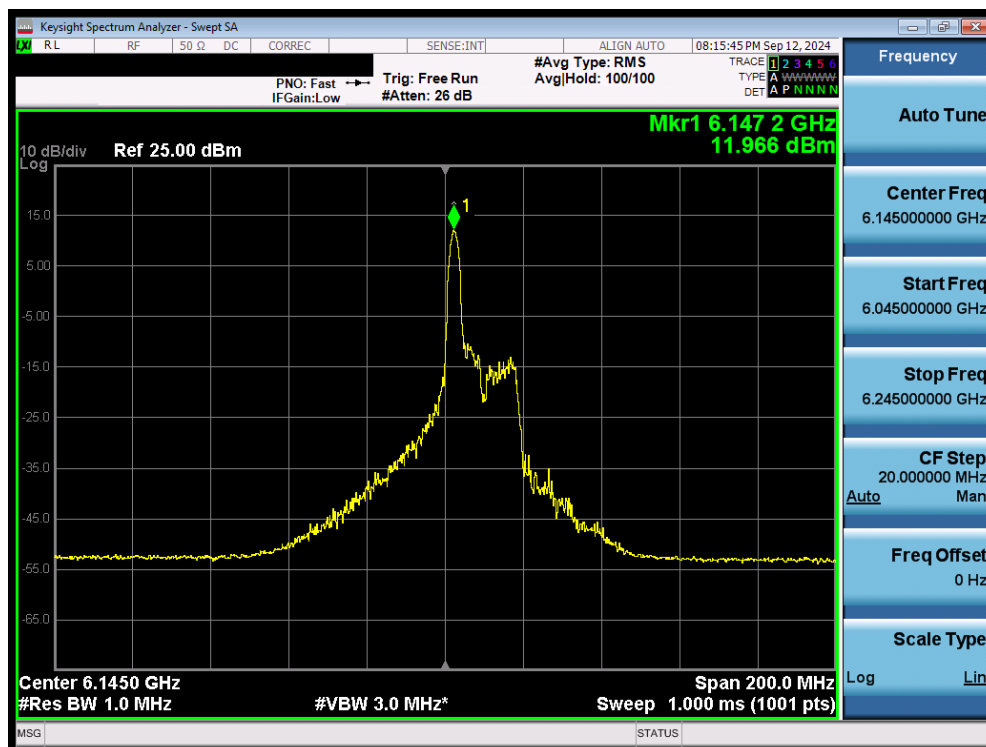


Plot 7-85. Power Spectral Density Plot MIMO ANT2 (20MHz 802.11ax/be (26 Tones) (UNII Band 5) – Ch. 45) - SP

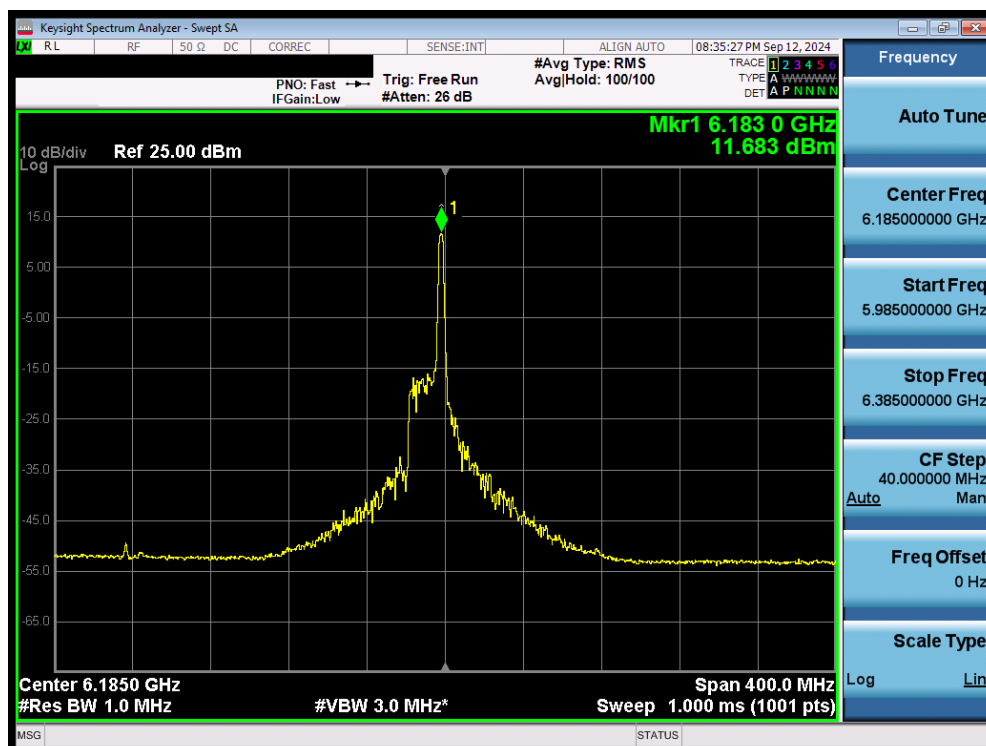


Plot 7-86. Power Spectral Density Plot MIMO ANT2 (40MHz 802.11ax/be (26 Tones) (UNII Band 5) – Ch. 43) - SP

FCC ID: A3LSMS938B	MEASUREMENT REPORT		Approved by: Technical Manager
Test Report S/N: 1M2408260069-20.A3L	Test Dates: 09/03/2024 - 10/25/2024	EUT Type: Portable Handset	Page 101 of 184

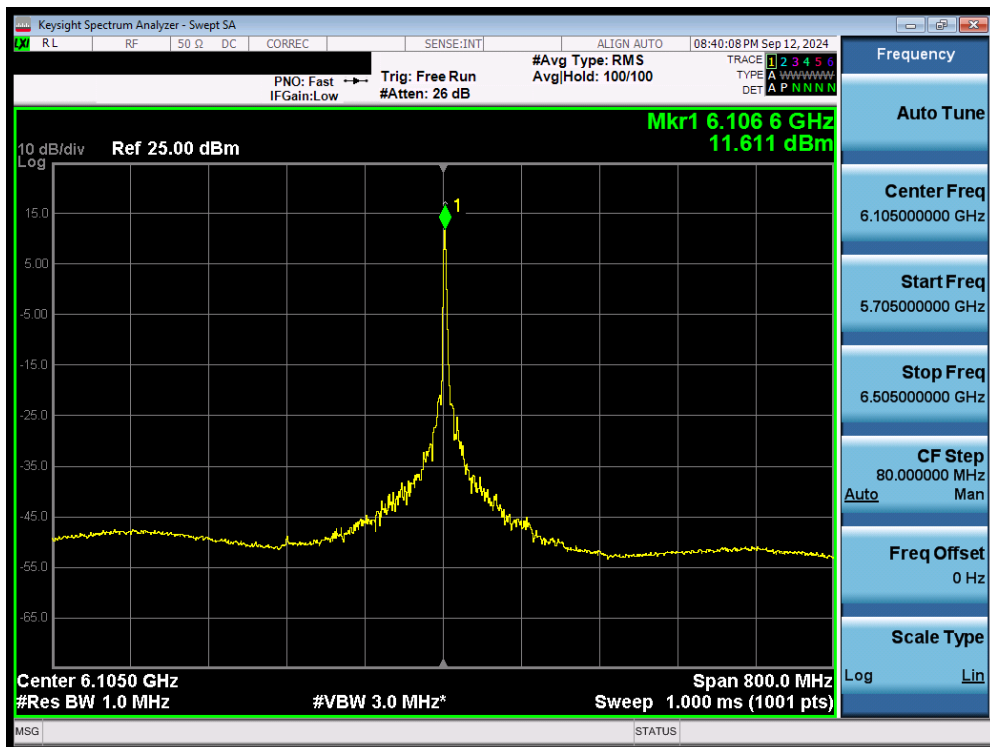


Plot 7-87. Power Spectral Density Plot MIMO ANT2 (80MHz 802.11ax/be (26 Tones) (UNII Band 5) – Ch. 39) - SP



Plot 7-88. Power Spectral Density Plot MIMO ANT2 (160MHz 802.11ax/be (26 Tones) (UNII Band 5) – Ch. 47) - SP

FCC ID: A3LSMS938B	MEASUREMENT REPORT		Approved by: Technical Manager
Test Report S/N: 1M2408260069-20.A3L	Test Dates: 09/03/2024 - 10/25/2024	EUT Type: Portable Handset	Page 102 of 184

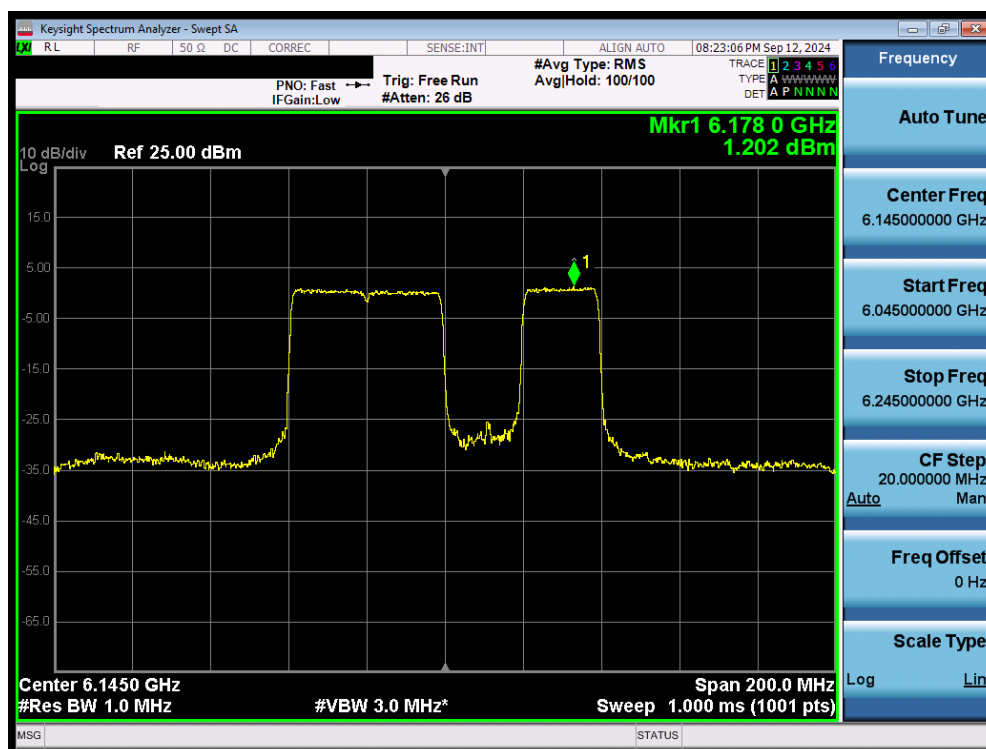


Plot 7-89. Power Spectral Density Plot MIMO ANT2 (320MHz 802.11ax/be (26 Tones) (UNII Band 5) – Ch. 31) - SP

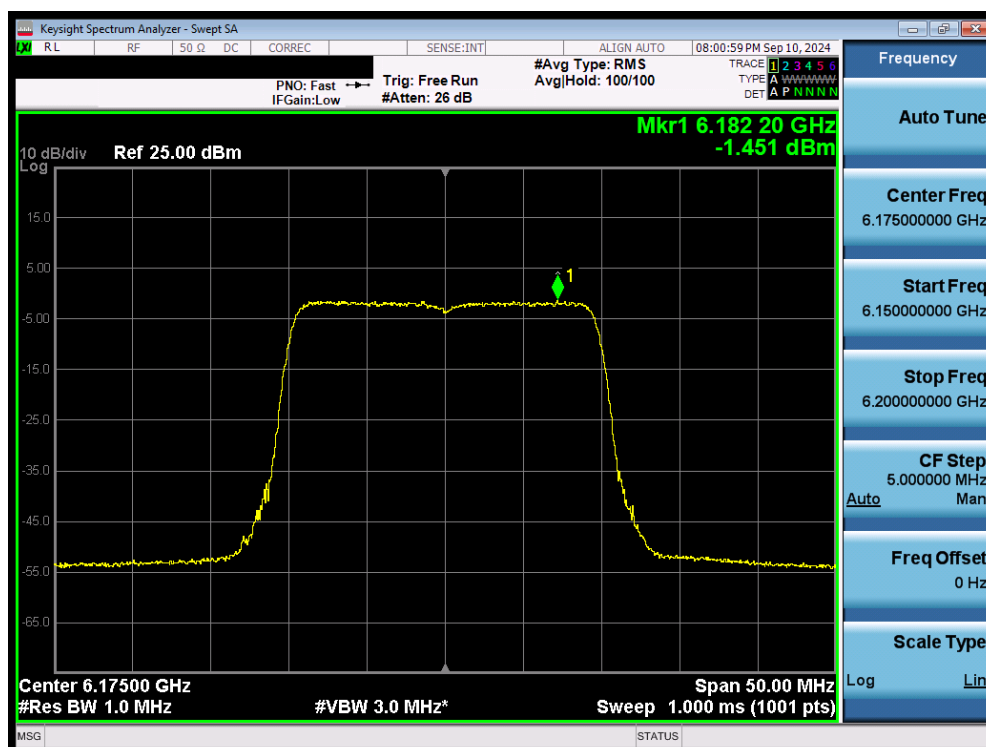


Plot 7-90. Power Spectral Density Plot MIMO ANT2 (20MHz 802.11be (52+26 Tones) (UNII Band 5) – Ch. 45) - SP

FCC ID: A3LSMS938B	MEASUREMENT REPORT		Approved by: Technical Manager
Test Report S/N: 1M2408260069-20.A3L	Test Dates: 09/03/2024 - 10/25/2024	EUT Type: Portable Handset	Page 103 of 184

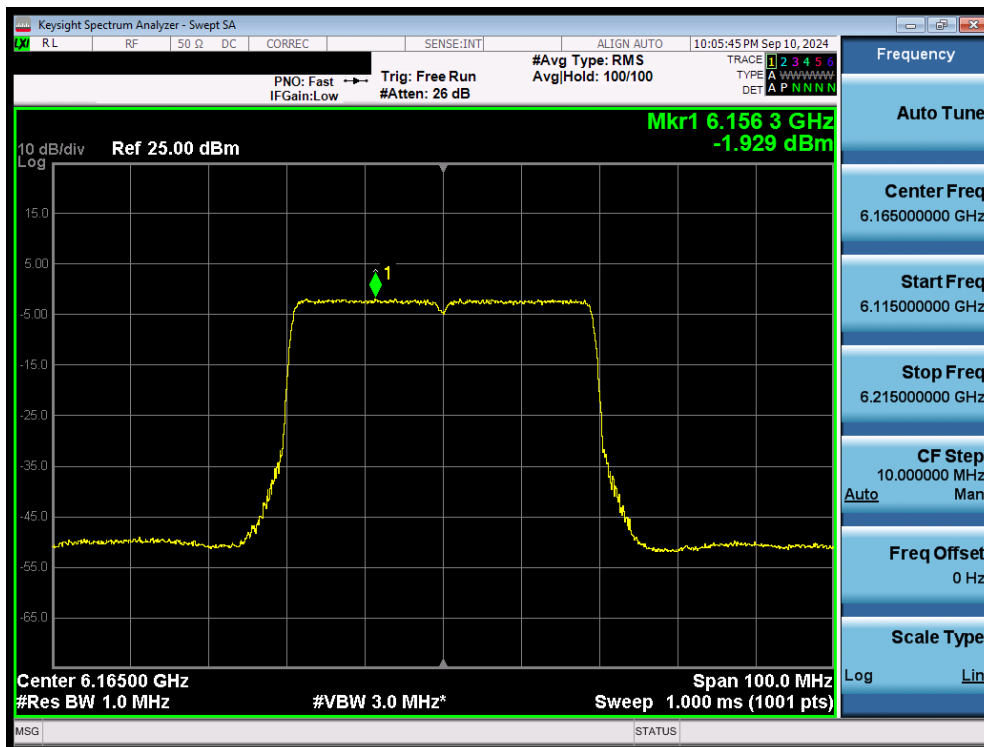


Plot 7-91. Power Spectral Density Plot MIMO ANT2 (80MHz 802.11be (484+242 Tones) (UNII Band 5) – Ch. 39) SP

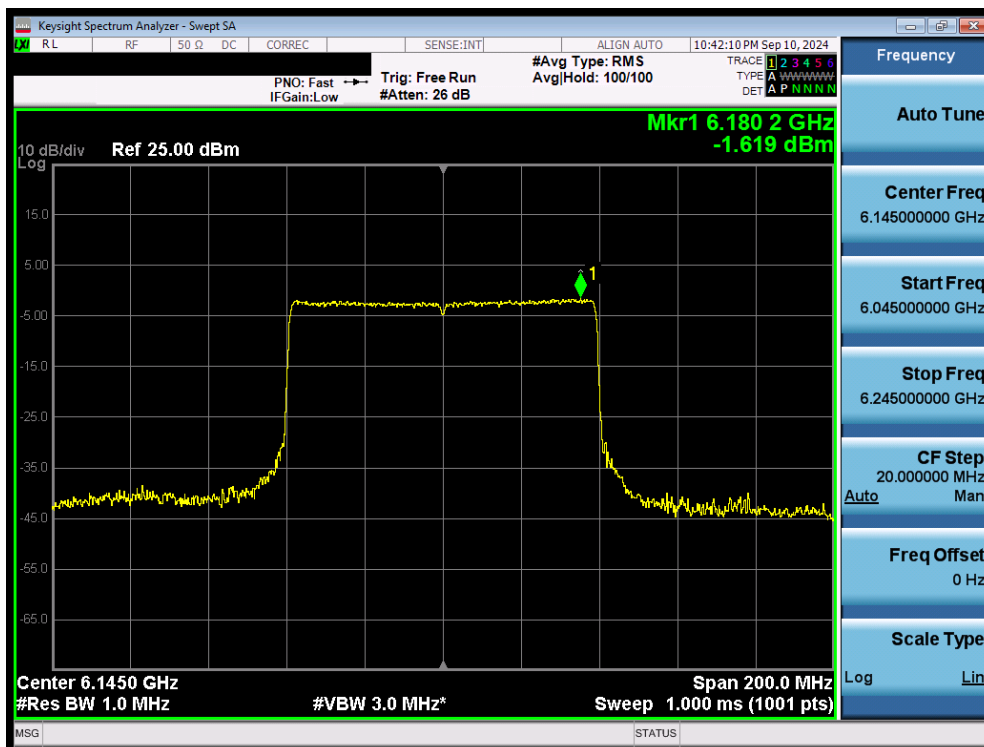


Plot 7-92. Power Spectral Density Plot MIMO ANT2 (20MHz 802.11ax/be (Full Tones) (UNII Band 5) – Ch. 45) - LPI

FCC ID: A3LSMS938B	MEASUREMENT REPORT		Approved by: Technical Manager
Test Report S/N: 1M2408260069-20.A3L	Test Dates: 09/03/2024 - 10/25/2024	EUT Type: Portable Handset	Page 104 of 184



Plot 7-93. Power Spectral Density Plot MIMO ANT2 (40MHz 802.11ax/be (Full Tones) (UNII Band 5) – Ch. 43) - LPI

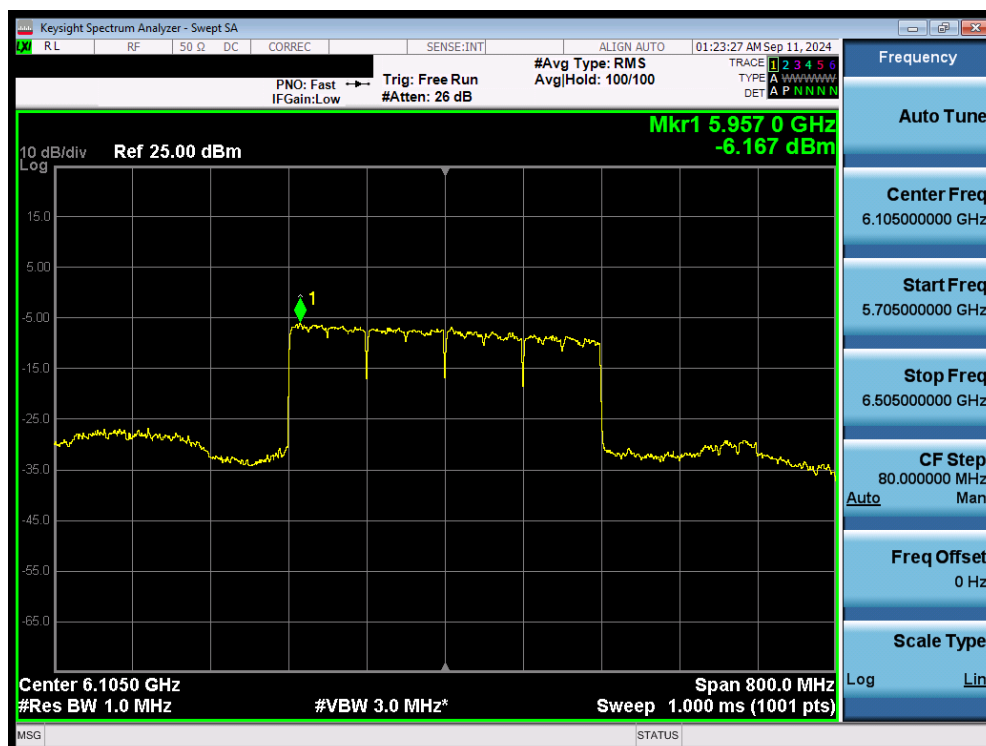


Plot 7-94. Power Spectral Density Plot MIMO ANT2 (80MHz 802.11ax/be (Full Tones) (UNII Band 5) – Ch. 39) - LPI

FCC ID: A3LSMS938B	MEASUREMENT REPORT		Approved by: Technical Manager
Test Report S/N: 1M2408260069-20.A3L	Test Dates: 09/03/2024 - 10/25/2024	EUT Type: Portable Handset	Page 105 of 184

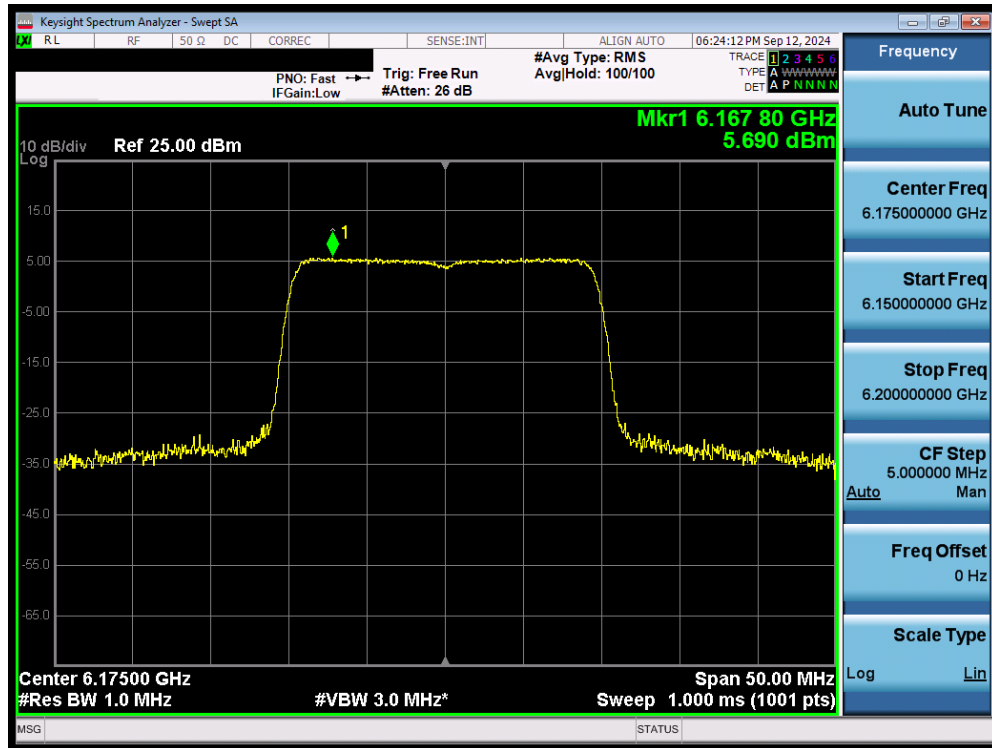


Plot 7-95. Power Spectral Density Plot MIMO ANT2 (160MHz 802.11ax/be (Full Tones) (UNII Band 5) – Ch. 47) - LPI/SP

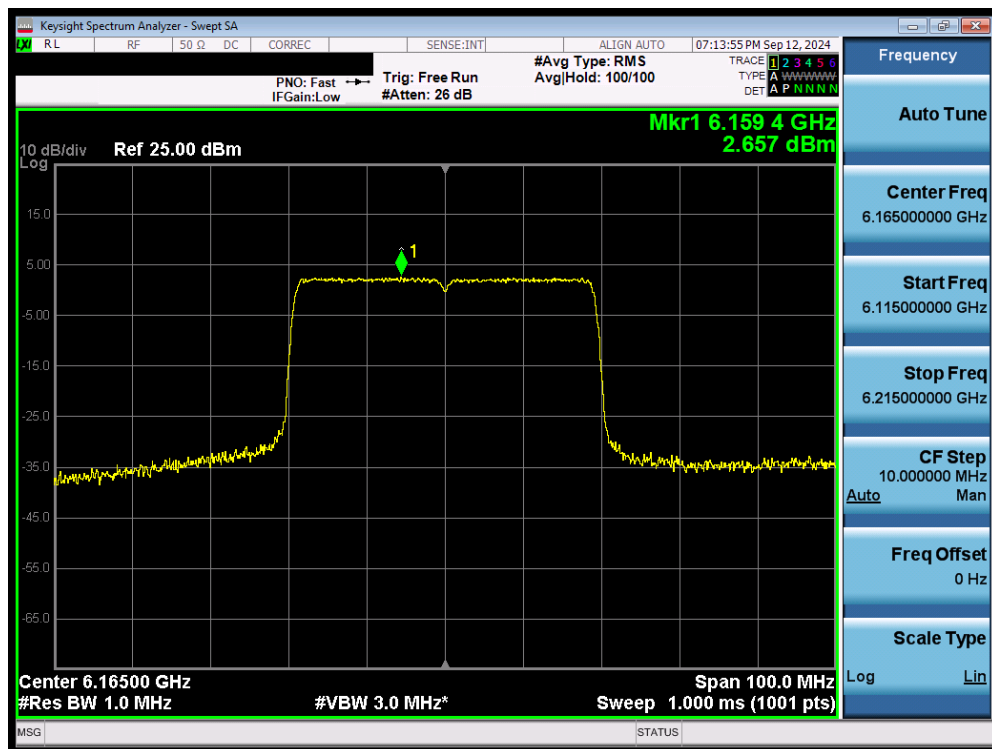


Plot 7-96. Power Spectral Density Plot MIMO ANT2 (320MHz 802.11ax/be (Full Tones) (UNII Band 5) – Ch. 31) - LPI/SP

FCC ID: A3LSMS938B	MEASUREMENT REPORT		Approved by: Technical Manager
Test Report S/N: 1M2408260069-20.A3L	Test Dates: 09/03/2024 - 10/25/2024	EUT Type: Portable Handset	Page 106 of 184

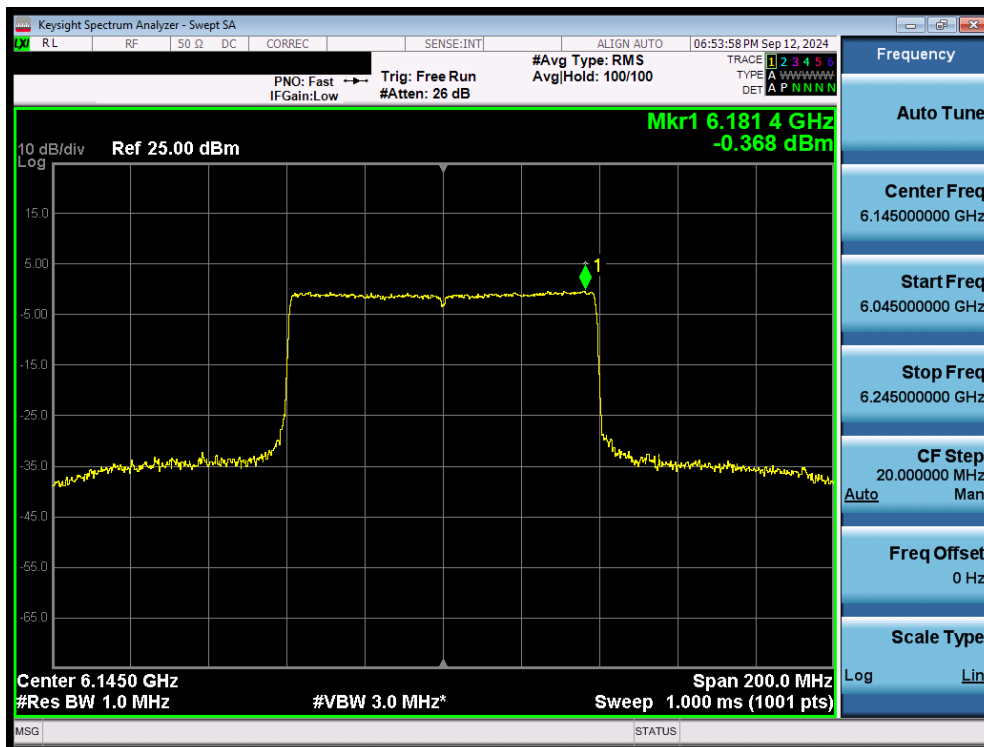


Plot 7-97. Power Spectral Density Plot MIMO ANT2 (20MHz 802.11ax/be (Full Tones) (UNII Band 5) - Ch. 45) - SP



Plot 7-98. Power Spectral Density Plot MIMO ANT2 (40MHz 802.11ax/be (Full Tones) (UNII Band 5) - Ch. 43) - SP

FCC ID: A3LSMS938B	MEASUREMENT REPORT		Approved by: Technical Manager
Test Report S/N: 1M2408260069-20.A3L	Test Dates: 09/03/2024 - 10/25/2024	EUT Type: Portable Handset	Page 107 of 184



Plot 7-99. Power Spectral Density Plot MIMO ANT2 (80MHz 802.11ax/be (Full Tones) (UNII Band 5) – Ch. 39) - SP

FCC ID: A3LSMS938B	MEASUREMENT REPORT		Approved by: Technical Manager
Test Report S/N: 1M2408260069-20.A3L	Test Dates: 09/03/2024 - 10/25/2024	EUT Type: Portable Handset	Page 108 of 184

Note:

Per ANSI C63.10-2013 Section 14.3.2.2 and KDB 662911 v02r01 Section E)2), the power spectral density at Antenna 1 and Antenna 2 were first measured separately as shown in the section above. The measured values were then summed in linear power units then converted back to dBm.

Per ANSI C63.10-2013 Section 14.4.3, the directional gain is calculated using the following formula, where GN is the gain of the nth antenna and NANT, the total number of antennas used.

$$\text{Directional gain} = 10 \log[(10^{G_1/20} + 10^{G_2/20} + \dots + 10^{G_N/20})^2 / N_{\text{ANT}}] \text{ dBi}$$

Sample MIMO Calculation:

At 5935MHz in 802.11ax (20MHz BW) mode, the average conducted power spectral density was measured to be -1.87 dBm for Antenna-1 and -1.92 dBm for Antenna-2.

$$\text{Antenna 1} + \text{Antenna 2} = \text{MIMO}$$

$$(-1.87 \text{ dBm} + -1.92 \text{ dBm}) = (0.650 \text{ mW} + 0.643 \text{ mW}) = 1.293 \text{ mW} = 1.12 \text{ dBm}$$

Sample e.i.r.p Power Spectral Density Calculation:

At 5935 MHz in 802.11ax (20MHz BW) mode, the average MIMO power density was calculated to be 1.12 dBm with directional gain of -2.63 dBi.

$$\text{e.i.r.p. Power Spectral Density(dBm)} = \text{Power Spectral Density (dBm)} + \text{Ant gain (dBi)}$$

$$1.12 \text{ dBm} + -2.63 \text{ dBi} = -1.52 \text{ dBm}$$

FCC ID: A3LSMS938B	MEASUREMENT REPORT		Approved by: Technical Manager
Test Report S/N: 1M2408260069-20.A3L	Test Dates: 09/03/2024 - 10/25/2024	EUT Type: Portable Handset	Page 109 of 184

7.6 In-Band Emissions

Test Overview and Limit

The spectrum analyzer was connected to the antenna terminal while the EUT was operating at its maximum duty cycle, at its maximum power control level, as defined in ANSI C63.10-2013, and at the appropriate frequencies.

For transmitters operating within the 5.925-7.125 GHz bands: Power spectral density must be suppressed by 20 dB at 1 MHz outside of channel edge, by 28 dB at one channel bandwidth from the channel center, and by 40 dB at one- and one-half times the channel bandwidth away from channel center. At frequencies between one megahertz outside an unlicensed device's channel edge and one channel bandwidth from the center of the channel, the limits must be linearly interpolated between 20 dB and 28 dB suppression, and at frequencies between one and one- and one-half times an unlicensed device's channel bandwidth, the limits must be linearly interpolated between 28 dB and 40 dB suppression. Emissions removed from the channel center by more than one- and one-half times the channel bandwidth must be suppressed by at least 40 dB.

Test Procedure Used

KDB 987594 D02 v01r01

Test Settings

1. Connect output of the antenna port to a spectrum analyzer or EMI receiver, with appropriate attenuation, as to not damage the instrumentation.
2. Set the reference level of the measuring equipment in accordance with procedure 4.1.5.2 of ANSI C63.10-2013.
3. Measure the 26 dB EBW using the test procedure 12.4.1 of ANSI C63.10-2013. (This will be used to determine the channel edge.)
4. Measure the power spectral density (which will be used for emissions mask reference) using the following procedure:
 - a) Set the span to encompass the entire 26 dB EBW of the signal.
 - b) Set RBW = same RBW used for 26 dB EBW measurement.
 - c) Set VBW $\geq 3 \times$ RBW
 - d) Number of points in sweep $\geq [2 \times \text{span} / \text{RBW}]$.
 - e) Sweep time = auto.
 - f) Detector = RMS (i.e., power averaging)
 - g) Trace average at least 100 traces in power averaging (rms) mode.
 - h) Use the peak search function on the instrument to find the peak of the spectrum.
5. For the purposes of developing the emission mask, the channel bandwidth is defined as the 26 dB EBW.
6. Using the measuring equipment limit line function, develop the emissions mask based on the following requirements. The emissions power spectral density must be reduced below the peak power spectral density (in dB) as follows:
 - a) Suppressed by 20 dB at 1 MHz outside of the channel edge. (The channel edge is defined as the 26-dB point on either side of the carrier center frequency.)
 - b) Suppressed by 28 dB at one channel bandwidth from the channel center.
 - c) Suppressed by 40 dB at one- and one-half times the channel bandwidth from the channel center.
7. Adjust the span to encompass the entire mask as necessary.
8. Clear trace.
9. Trace average at least 100 traces in power averaging (rms) mode.
10. Adjust the reference level as necessary so that the crest of the channel touches the top of the emission mask.

FCC ID: A3LSMS938B	MEASUREMENT REPORT		Approved by: Technical Manager
Test Report S/N: 1M2408260069-20.A3L	Test Dates: 09/03/2024 - 10/25/2024	EUT Type: Portable Handset	Page 110 of 184

Test Setup

The EUT and measurement equipment were set up as shown in the diagram below.



Figure 7-4. Test Instrument & Measurement Setup

Test Notes

None.

FCC ID: A3LSMS938B	MEASUREMENT REPORT		Approved by: Technical Manager
Test Report S/N: 1M2408260069-20.A3L	Test Dates: 09/03/2024 - 10/25/2024	EUT Type: Portable Handset	Page 111 of 184

	Frequency [MHz]	Channel	802.11 MODE	Antenna-1 In-Band Emission	Antenna-2 In-Band Emission
Band 5	5935	2	be (20MHz)	PASS	PASS
	6175	45	be (20MHz)	PASS	PASS
	6415	93	be (20MHz)	PASS	PASS
	5965	3	be (40MHz)	PASS	PASS
	6165	43	be (40MHz)	PASS	PASS
	6405	91	be (40MHz)	PASS	PASS
	5985	7	be (80MHz)	PASS	PASS
	6145	39	be (80MHz)	PASS	PASS
	6385	87	be (80MHz)	PASS	PASS
	6025	15	be (160MHz)	PASS	PASS
	6185	47	be (160MHz)	PASS	PASS
	6345	79	be (160MHz)	PASS	PASS
	6105	31	be (320MHz)	PASS	PASS
	6265	63	be (320MHz)	PASS	PASS
Band 6	6435	97	be (20MHz)	PASS	PASS
	6475	105	be (20MHz)	PASS	PASS
	6515	113	be (20MHz)	PASS	PASS
	6445	99	be (40MHz)	PASS	PASS
	6485	107	be (40MHz)	PASS	PASS
	6525	115	be (40MHz)	PASS	PASS
	6465	103	be (80MHz)	PASS	PASS
	6505	111	be (160MHz)	PASS	PASS
Band 5/6/7	6425	95	be (320MHz)	PASS	PASS
Band 7	6695	117	be (20MHz)	PASS	PASS
	6695	149	be (20MHz)	PASS	PASS
	6875	185	be (20MHz)	PASS	PASS
	6565	123	be (40MHz)	PASS	PASS
	6725	155	be (40MHz)	PASS	PASS
	6845	179	be (40MHz)	PASS	PASS
	6545	119	be (80MHz)	PASS	PASS
	6705	151	be (80MHz)	PASS	PASS
	6865	183	be (80MHz)	PASS	PASS
	6665	143	be (160MHz)	PASS	PASS
Band 6/7	6825	175	be (160MHz)	PASS	PASS
	6585	127	be (320MHz)	PASS	PASS
Band 7/8	6745	159	be (320MHz)	PASS	PASS
Band 8	6895	189	be (20MHz)	PASS	PASS
	6995	209	be (20MHz)	PASS	PASS
	7115	233	be (20MHz)	PASS	PASS
	6885	187	be (40MHz)	PASS	PASS
	6965	211	be (40MHz)	PASS	PASS
	7085	227	be (40MHz)	PASS	PASS
	6945	199	be (80MHz)	PASS	PASS
	7025	215	be (80MHz)	PASS	PASS
	6985	207	be (160MHz)	PASS	PASS
Band 7/8	6985	191	be (320MHz)	PASS	PASS

Table 7-67. In Band Emissions Results Measurements (26 Tones) – LPI

FCC ID: A3LSMS938B	MEASUREMENT REPORT		Approved by: Technical Manager
Test Report S/N: 1M2408260069-20.A3L	Test Dates: 09/03/2024 - 10/25/2024	EUT Type: Portable Handset	Page 112 of 184

	Frequency [MHz]	Channel	802.11 MODE	Antenna-1 In-Band Emission	Antenna-2 In-Band Emission
Band 5	5935	2	be (20MHz)	PASS	PASS
	6175	45	be (20MHz)	PASS	PASS
	6415	93	be (20MHz)	PASS	PASS
	5965	3	be (40MHz)	PASS	PASS
	6165	43	be (40MHz)	PASS	PASS
	6405	91	be (40MHz)	PASS	PASS
	5985	7	be (80MHz)	PASS	PASS
	6145	39	be (80MHz)	PASS	PASS
	6385	87	be (80MHz)	PASS	PASS
	6025	15	be (160MHz)	PASS	PASS
	6185	47	be (160MHz)	PASS	PASS
	6345	79	be (160MHz)	PASS	PASS
	6105	31	be (320MHz)	PASS	PASS
	6265	63	be (320MHz)	PASS	PASS
Band 6	6435	97	be (20MHz)	PASS	PASS
	6475	105	be (20MHz)	PASS	PASS
	6515	113	be (20MHz)	PASS	PASS
	6445	99	be (40MHz)	PASS	PASS
	6485	107	be (40MHz)	PASS	PASS
	6525	115	be (40MHz)	PASS	PASS
	6465	103	be (80MHz)	PASS	PASS
	6505	111	be (160MHz)	PASS	PASS
Band 5/6/7	6425	95	be (320MHz)	PASS	PASS
Band 7	6695	117	be (20MHz)	PASS	PASS
	6695	149	be (20MHz)	PASS	PASS
	6875	185	be (20MHz)	PASS	PASS
	6565	123	be (40MHz)	PASS	PASS
	6725	155	be (40MHz)	PASS	PASS
	6845	179	be (40MHz)	PASS	PASS
	6545	119	be (80MHz)	PASS	PASS
	6705	151	be (80MHz)	PASS	PASS
	6865	183	be (80MHz)	PASS	PASS
	6665	143	be (160MHz)	PASS	PASS
	6825	175	be (160MHz)	PASS	PASS
Band 6/7	6585	127	be (320MHz)	PASS	PASS
Band 7/8	6745	159	be (320MHz)	PASS	PASS
Band 8	6895	189	be (20MHz)	PASS	PASS
	6995	209	be (20MHz)	PASS	PASS
	7115	233	be (20MHz)	PASS	PASS
	6885	187	be (40MHz)	PASS	PASS
	6965	211	be (40MHz)	PASS	PASS
	7085	227	be (40MHz)	PASS	PASS
	6945	199	be (80MHz)	PASS	PASS
	7025	215	be (80MHz)	PASS	PASS
	6985	207	be (160MHz)	PASS	PASS
Band 7/8	6985	191	be (320MHz)	PASS	PASS

Table 7-68. In Band Emissions Results Measurements (Full Tones) – LPI

FCC ID: A3LSMS938B	MEASUREMENT REPORT		Approved by: Technical Manager
Test Report S/N: 1M2408260069-20.A3L	Test Dates: 09/03/2024 - 10/25/2024	EUT Type: Portable Handset	Page 113 of 184

	Frequency [MHz]	Channel	802.11 MODE	Antenna-1 In-Band Emission	Antenna-2 In-Band Emission
Band 5	6175	45	be (20MHz)	PASS	PASS
	6145	39	be (80MHz)	PASS	PASS
	6185	47	be (160MHz)	PASS	PASS
	6105	31	be (320MHz)	PASS	PASS
Band 6	6475	105	be (20MHz)	PASS	PASS
	6465	103	be (80MHz)	PASS	PASS
	6505	111	be (160MHz)	PASS	PASS
Band 5/6/7	6425	95	be (320MHz)	PASS	PASS
Band 7	6695	149	be (20MHz)	PASS	PASS
	6725	155	be (40MHz)	PASS	PASS
	6705	151	be (80MHz)	PASS	PASS
	6825	175	be (160MHz)	PASS	PASS
Band 6/7	6585	127	be (320MHz)	PASS	PASS
Band 7/8	6745	159	be (320MHz)	PASS	PASS
Band 8	6995	209	be (20MHz)	PASS	PASS
	6965	211	be (40MHz)	PASS	PASS
	6945	199	be (80MHz)	PASS	PASS
	6985	207	be (160MHz)	PASS	PASS
Band 7/8	6905	191	be (320MHz)	PASS	PASS

Table 7-69. In Band Emissions Results Measurements (MRU) – LPI

FCC ID: A3LSMS938B	MEASUREMENT REPORT		Approved by: Technical Manager
Test Report S/N: 1M2408260069-20.A3L	Test Dates: 09/03/2024 - 10/25/2024	EUT Type: Portable Handset	Page 114 of 184

	Frequency [MHz]	Channel	802.11 MODE	Antenna-1 In-Band Emission	Antenna-2 In-Band Emission
Band 5	5935	2	be (20MHz)	PASS	PASS
	6175	45	be (20MHz)	PASS	PASS
	6415	93	be (20MHz)	PASS	PASS
	5965	3	be (40MHz)	PASS	PASS
	6165	43	be (40MHz)	PASS	PASS
	6405	91	be (40MHz)	PASS	PASS
	5985	7	be (80MHz)	PASS	PASS
	6145	39	be (80MHz)	PASS	PASS
	6385	87	be (80MHz)	PASS	PASS
	6025	15	be (160MHz)	PASS	PASS
	6185	47	be (160MHz)	PASS	PASS
	6345	79	be (160MHz)	PASS	PASS
	6105	31	be (320MHz)	PASS	PASS
	6265	63	be (320MHz)	PASS	PASS
Band 7	6695	117	be (20MHz)	PASS	PASS
	6695	149	be (20MHz)	PASS	PASS
	6875	185	be (20MHz)	PASS	PASS
	6565	123	be (40MHz)	PASS	PASS
	6725	155	be (40MHz)	PASS	PASS
	6845	179	be (40MHz)	PASS	PASS
	6545	119	be (80MHz)	PASS	PASS
	6705	151	be (80MHz)	PASS	PASS
	6865	183	be (80MHz)	PASS	PASS
	6665	143	be (160MHz)	PASS	PASS
	6825	175	be (160MHz)	PASS	PASS
Band 7/8	6745	159	be (320MHz)	PASS	PASS

Table 7-70. In Band Emissions Results Measurements (26 Tones) – SP

FCC ID: A3LSMS938B	MEASUREMENT REPORT		Approved by: Technical Manager
Test Report S/N: 1M2408260069-20.A3L	Test Dates: 09/03/2024 - 10/25/2024	EUT Type: Portable Handset	Page 115 of 184

	Frequency [MHz]	Channel	802.11 MODE	Antenna-1 In-Band Emission	Antenna-2 In-Band Emission
Band 5	5935	2	be (20MHz)	PASS	PASS
	6175	45	be (20MHz)	PASS	PASS
	6415	93	be (20MHz)	PASS	PASS
	5965	3	be (40MHz)	PASS	PASS
	6165	43	be (40MHz)	PASS	PASS
	6405	91	be (40MHz)	PASS	PASS
	5985	7	be (80MHz)	PASS	PASS
	6145	39	be (80MHz)	PASS	PASS
	6385	87	be (80MHz)	PASS	PASS
	6025	15	be (160MHz)	PASS	PASS
	6185	47	be (160MHz)	PASS	PASS
	6345	79	be (160MHz)	PASS	PASS
	6105	31	be (320MHz)	PASS	PASS
	6265	63	be (320MHz)	PASS	PASS
Band 7	6695	117	be (20MHz)	PASS	PASS
	6695	149	be (20MHz)	PASS	PASS
	6875	185	be (20MHz)	PASS	PASS
	6565	123	be (40MHz)	PASS	PASS
	6725	155	be (40MHz)	PASS	PASS
	6845	179	be (40MHz)	PASS	PASS
	6545	119	be (80MHz)	PASS	PASS
	6705	151	be (80MHz)	PASS	PASS
	6865	183	be (80MHz)	PASS	PASS
	6665	143	be (160MHz)	PASS	PASS
	6825	175	be (160MHz)	PASS	PASS
Band 7/8	6745	159	be (320MHz)	PASS	PASS

Table 7-71. In Band Emissions Results Measurements (Full Tones) – SP

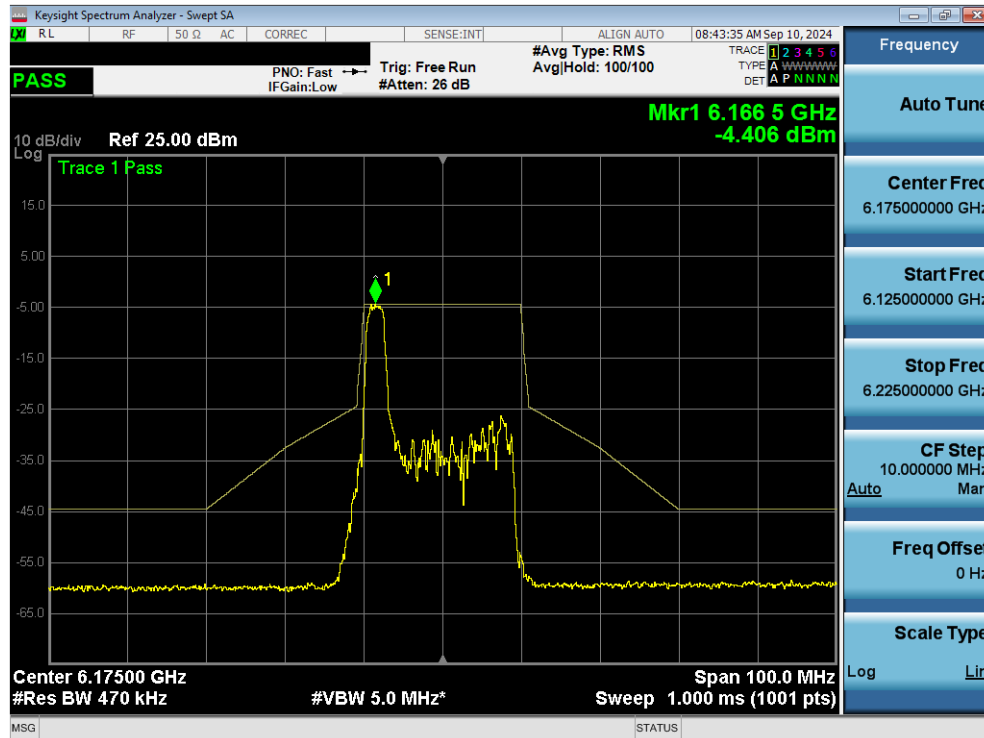
FCC ID: A3LSMS938B	MEASUREMENT REPORT		Approved by: Technical Manager
Test Report S/N: 1M2408260069-20.A3L	Test Dates: 09/03/2024 - 10/25/2024	EUT Type: Portable Handset	Page 116 of 184

	Frequency [MHz]	Channel	802.11 MODE	Antenna-1 In-Band Emission	Antenna-2 In-Band Emission
Band 5	6175	45	be (20MHz)	PASS	PASS
	6145	39	be (80MHz)	PASS	PASS
	6185	47	be (160MHz)	PASS	PASS
	6265	63	be (320MHz)	PASS	PASS
Band 7	6695	149	be (20MHz)	PASS	PASS
	6705	151	be (80MHz)	PASS	PASS
	6825	175	be (160MHz)	PASS	PASS
Band 7/8	6745	159	be (320MHz)	PASS	PASS

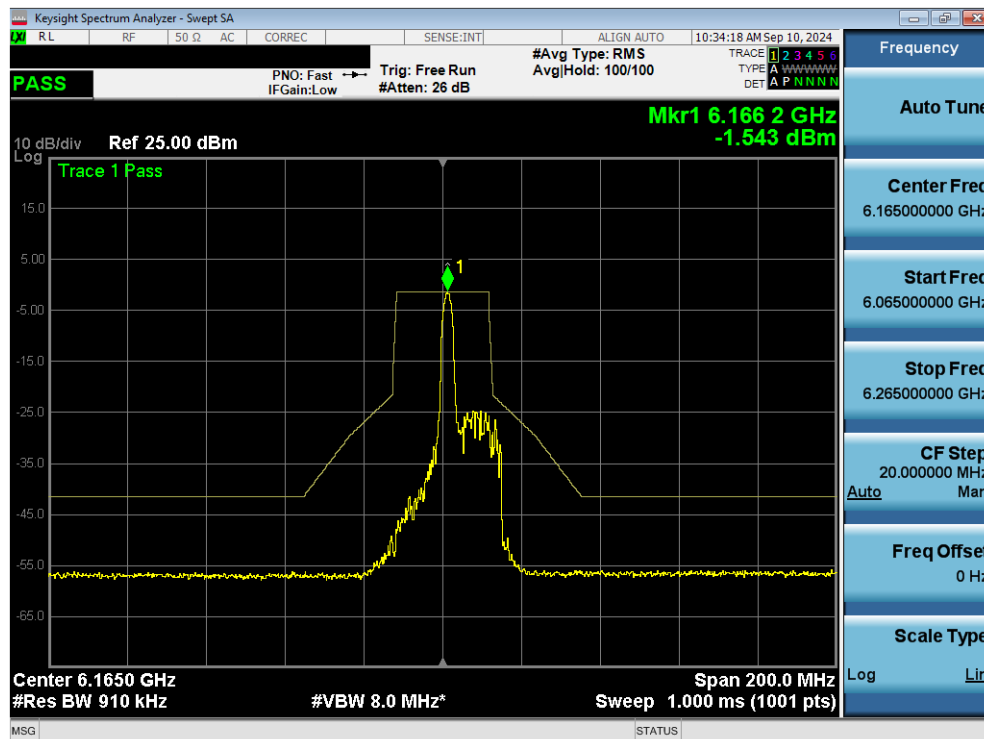
Table 7-72. In Band Emissions Results Measurements (MRU) – SP

FCC ID: A3LSMS938B	MEASUREMENT REPORT		Approved by: Technical Manager
Test Report S/N: 1M2408260069-20.A3L	Test Dates: 09/03/2024 - 10/25/2024	EUT Type: Portable Handset	Page 117 of 184

7.6.1 MIMO Antenna-1 In-Band Emission Measurements

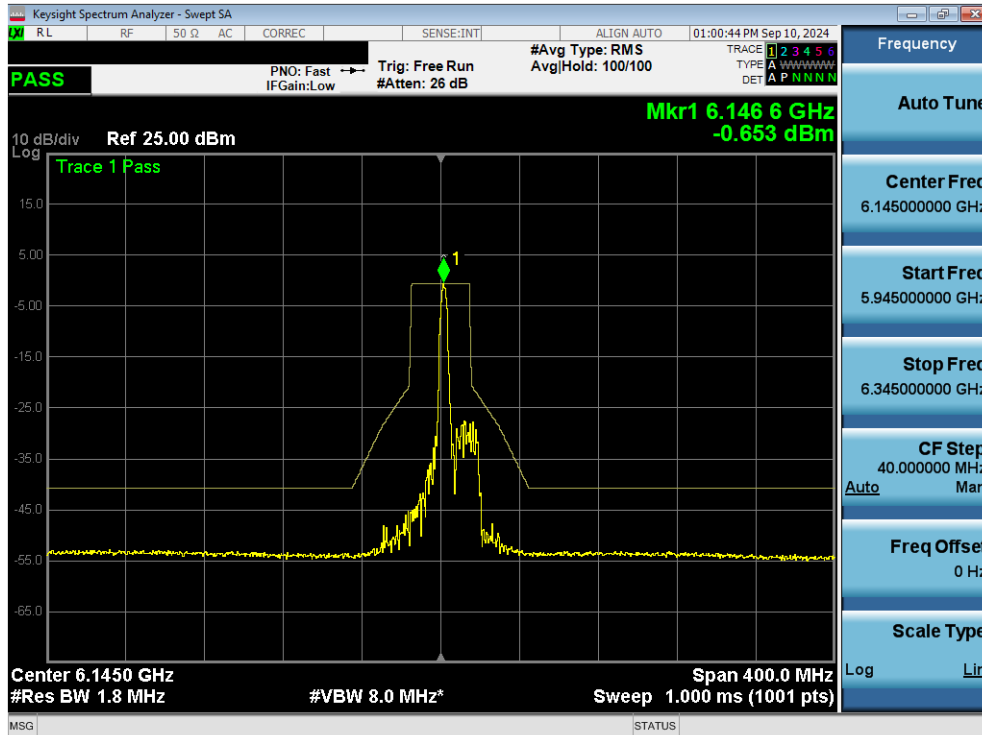


Plot 7-100. In Band Emissions Plot MIMO ANT1 (20MHz 802.11ax/be (26 Tones) (UNII Band 5) – Ch. 45) - LPI

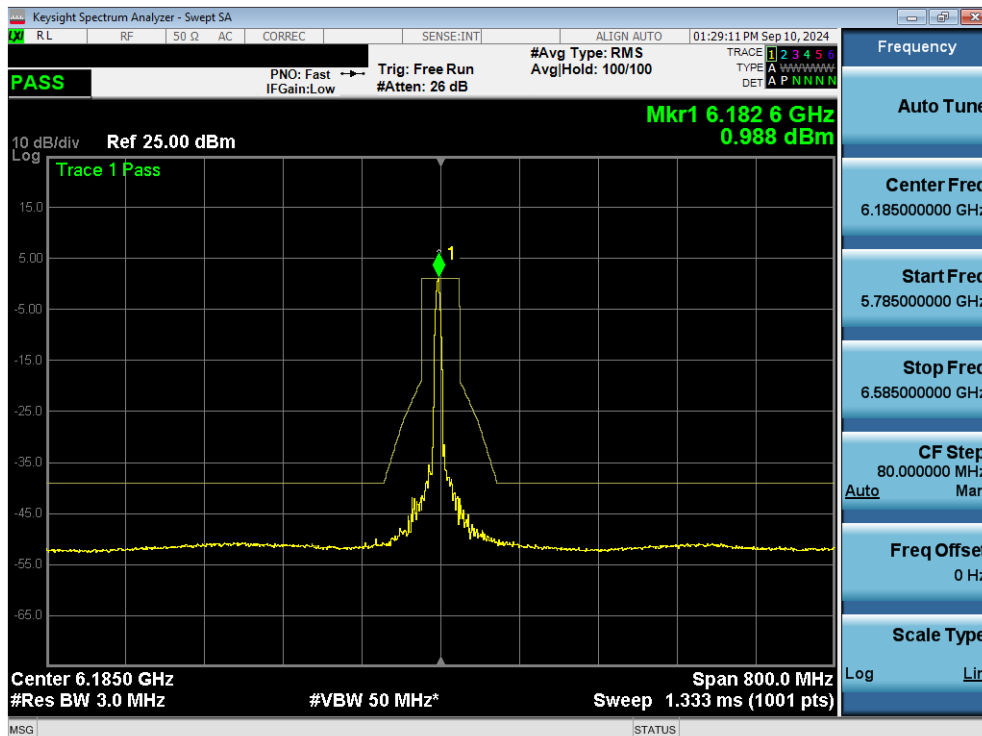


Plot 7-101. In Band Emissions Plot MIMO ANT1 (40MHz 802.11ax/be (26 Tones) (UNII Band 5) – Ch. 43) - LPI

FCC ID: A3LSMS938B	MEASUREMENT REPORT		Approved by: Technical Manager
Test Report S/N: 1M2408260069-20.A3L	Test Dates: 09/03/2024 - 10/25/2024	EUT Type: Portable Handset	Page 118 of 184

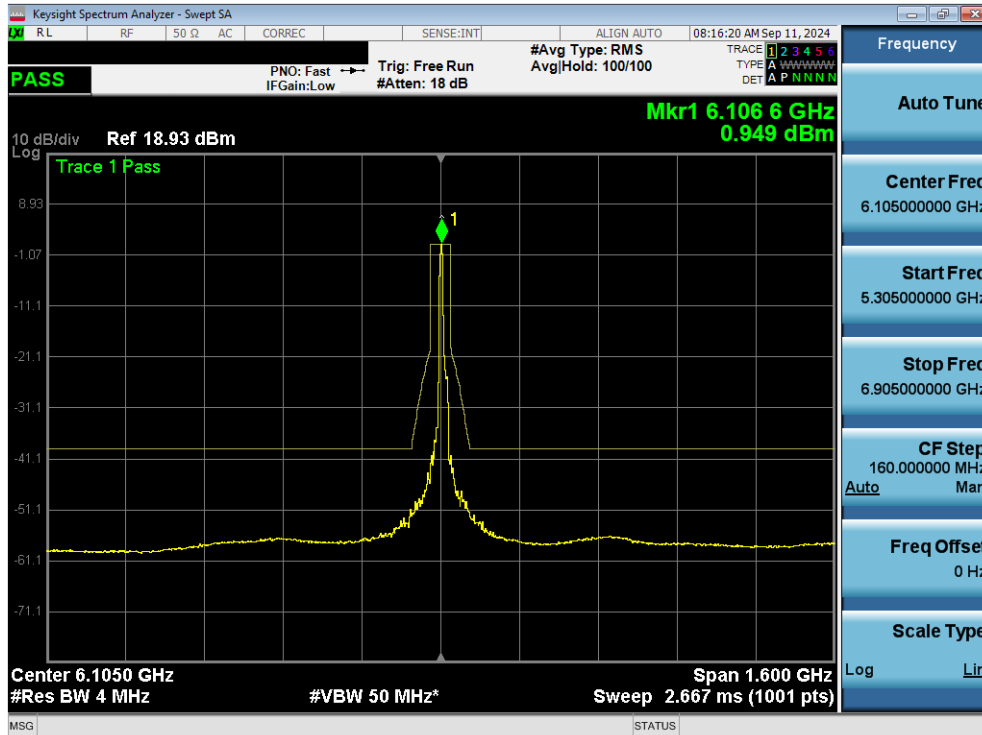


Plot 7-102. In Band Emissions Plot MIMO ANT1 (80MHz 802.11ax/be (26 Tones) (UNII Band 5) – Ch. 39) - LPI

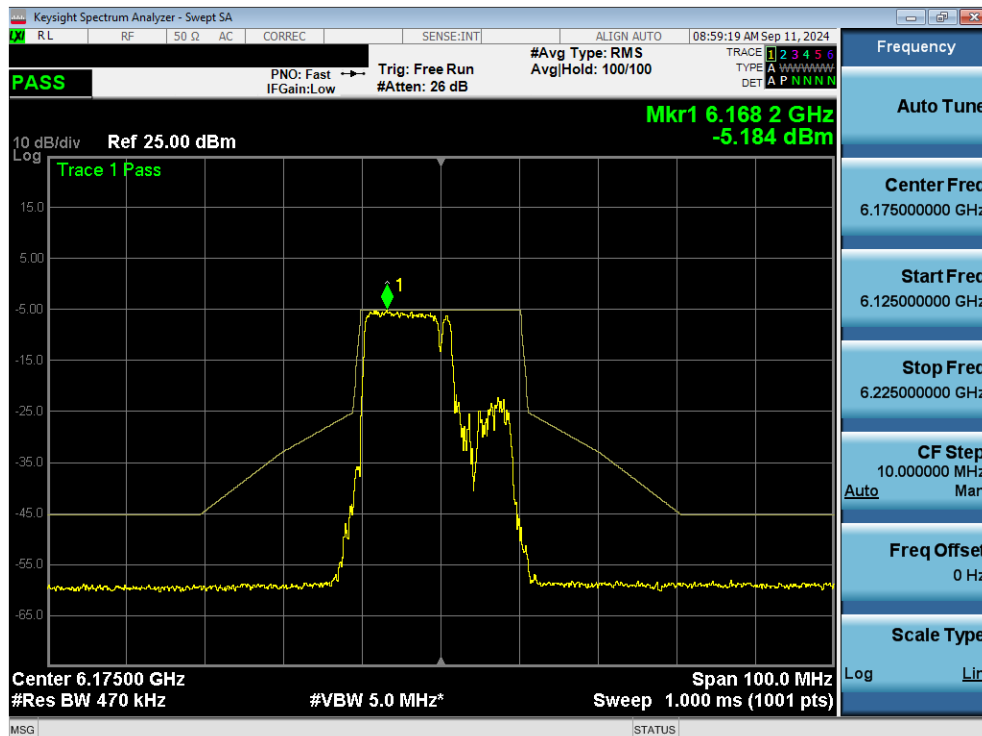


Plot 7-103. In Band Emissions Plot MIMO ANT1 (160MHz 802.11ax/be (26 Tones) (UNII Band 5) – Ch. 47) - LPI

FCC ID: A3LSMS938B	MEASUREMENT REPORT		Approved by: Technical Manager
Test Report S/N: 1M2408260069-20.A3L	Test Dates: 09/03/2024 - 10/25/2024	EUT Type: Portable Handset	Page 119 of 184

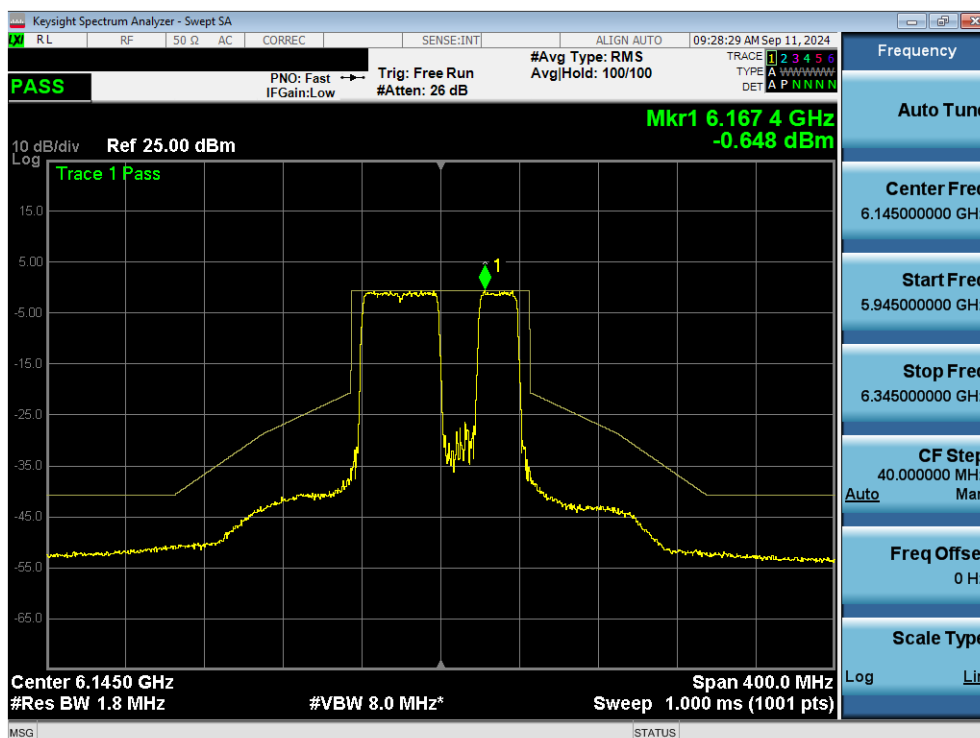


Plot 7-104. In Band Emissions Plot MIMO ANT1 (320MHz 802.11ax/be (26 Tones) (UNII Band 5) – Ch. 31) - LPI

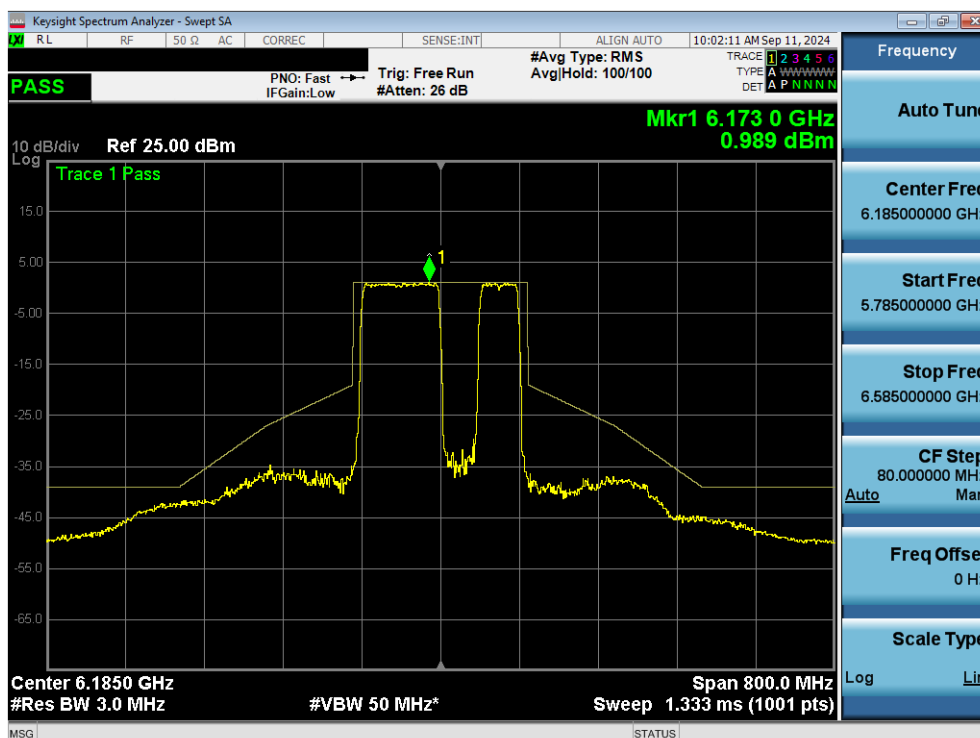


Plot 7-105. In Band Emissions Plot MIMO ANT1 (20MHz 802.11be (106+26 Tones) (UNII Band 5) – Ch. 45) - LPI

FCC ID: A3LSMS938B	MEASUREMENT REPORT		Approved by: Technical Manager
Test Report S/N: 1M2408260069-20.A3L	Test Dates: 09/03/2024 - 10/25/2024	EUT Type: Portable Handset	Page 120 of 184

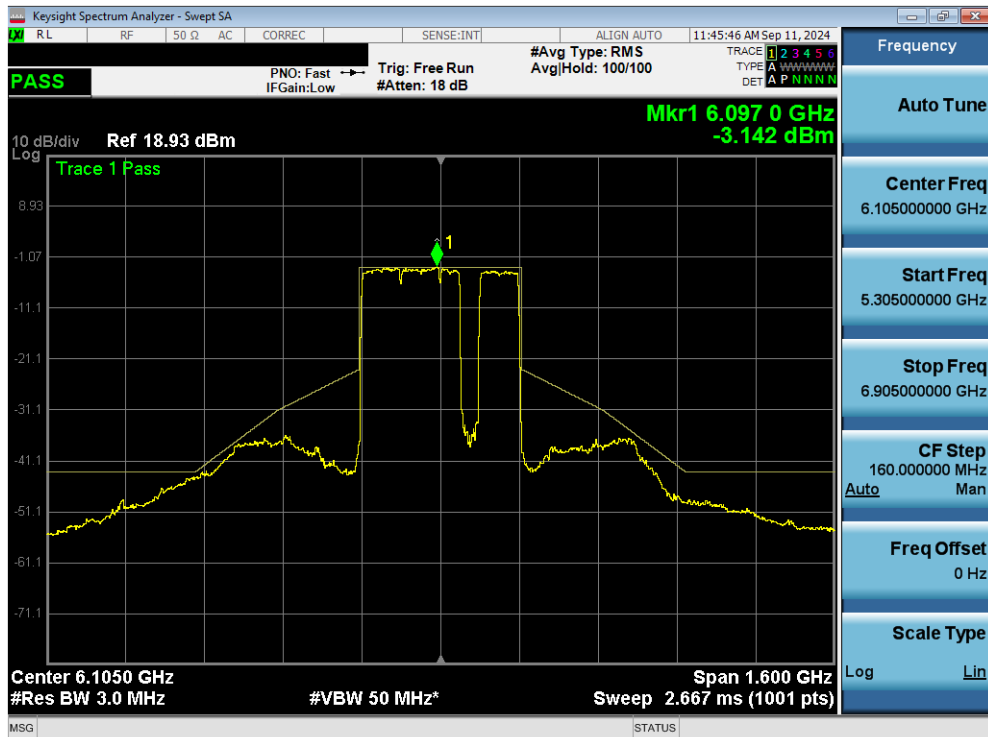


Plot 7-106. In Band Emissions Plot MIMO ANT1 (80MHz 802.11be (484+242 Tones) (UNII Band 5) – Ch. 39) LPI



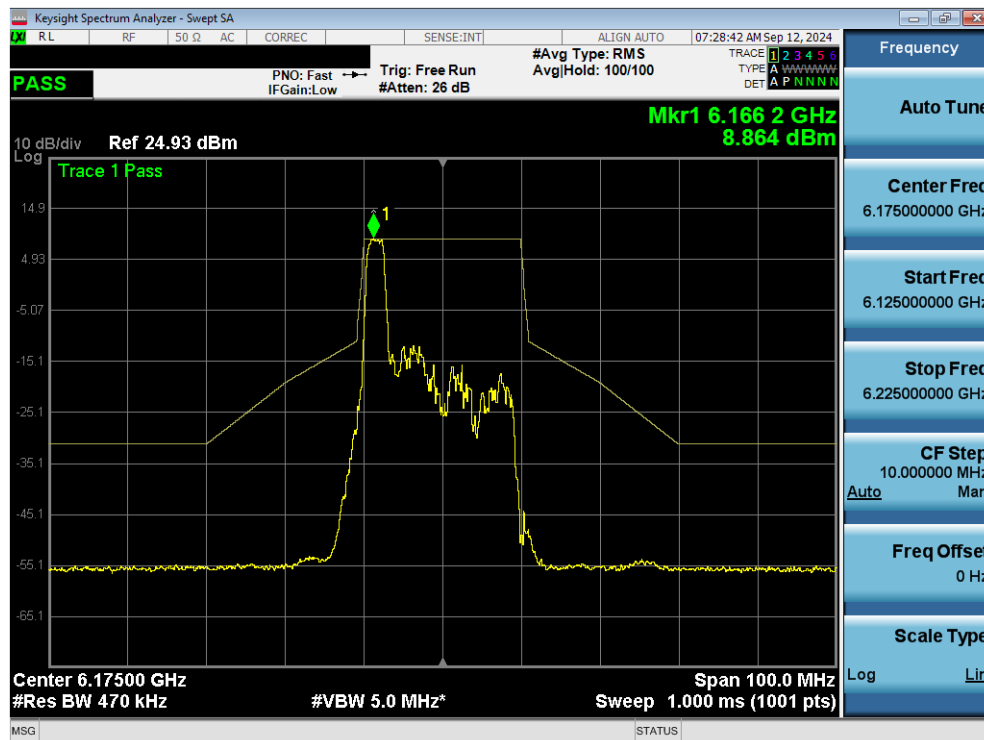
Plot 7-107. In Band Emissions Plot MIMO ANT1 (160MHz 802.11be (996+484 Tones) (UNII Band 5) – Ch. 47) LPI/SP

FCC ID: A3LSMS938B	MEASUREMENT REPORT		Approved by: Technical Manager
Test Report S/N: 1M2408260069-20.A3L	Test Dates: 09/03/2024 - 10/25/2024	EUT Type: Portable Handset	Page 121 of 184

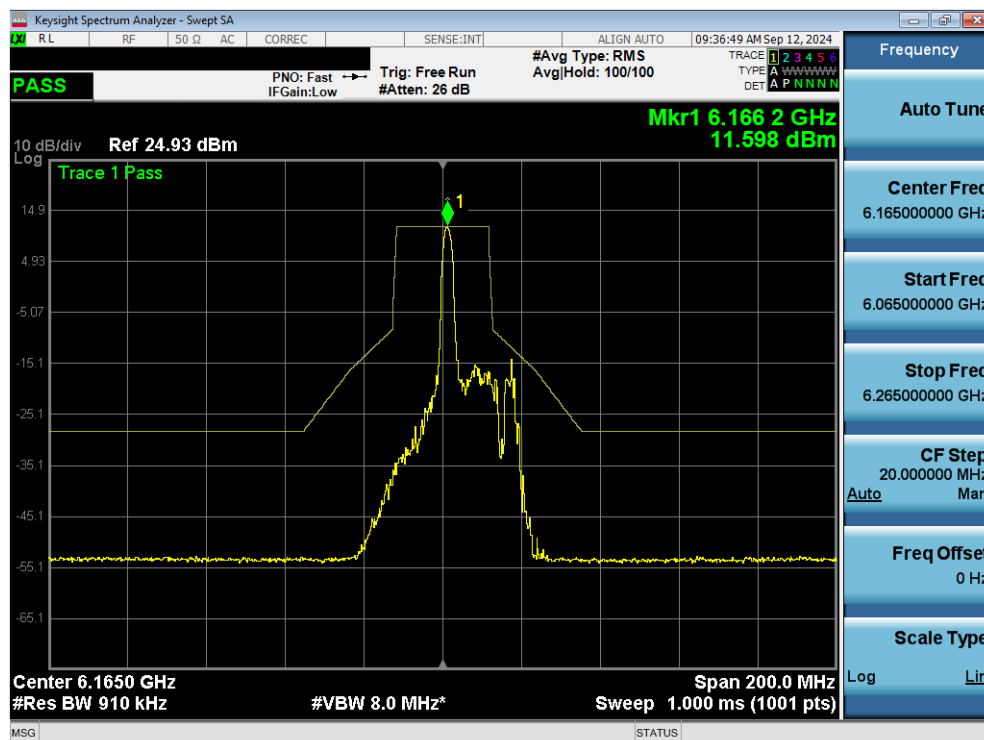


Plot 7-108. In Band Emissions Plot MIMO ANT1 (320MHz 802.11be (3*996+484 Tones) (UNII Band 5) – Ch. 31) LPI/SP

FCC ID: A3LSMS938B	MEASUREMENT REPORT		Approved by: Technical Manager
Test Report S/N: 1M2408260069-20.A3L	Test Dates: 09/03/2024 - 10/25/2024	EUT Type: Portable Handset	Page 122 of 184

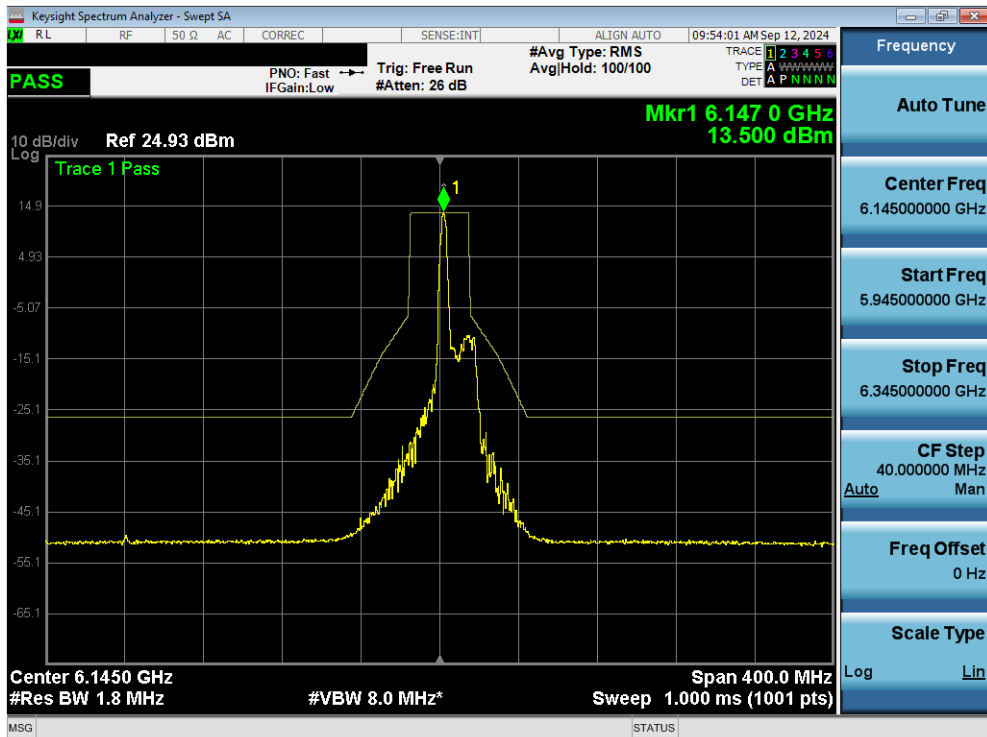


Plot 7-109. In Band Emissions Plot MIMO ANT1 (20MHz 802.11ax/be (26 Tones) (UNII Band 5) – Ch. 45) - SP

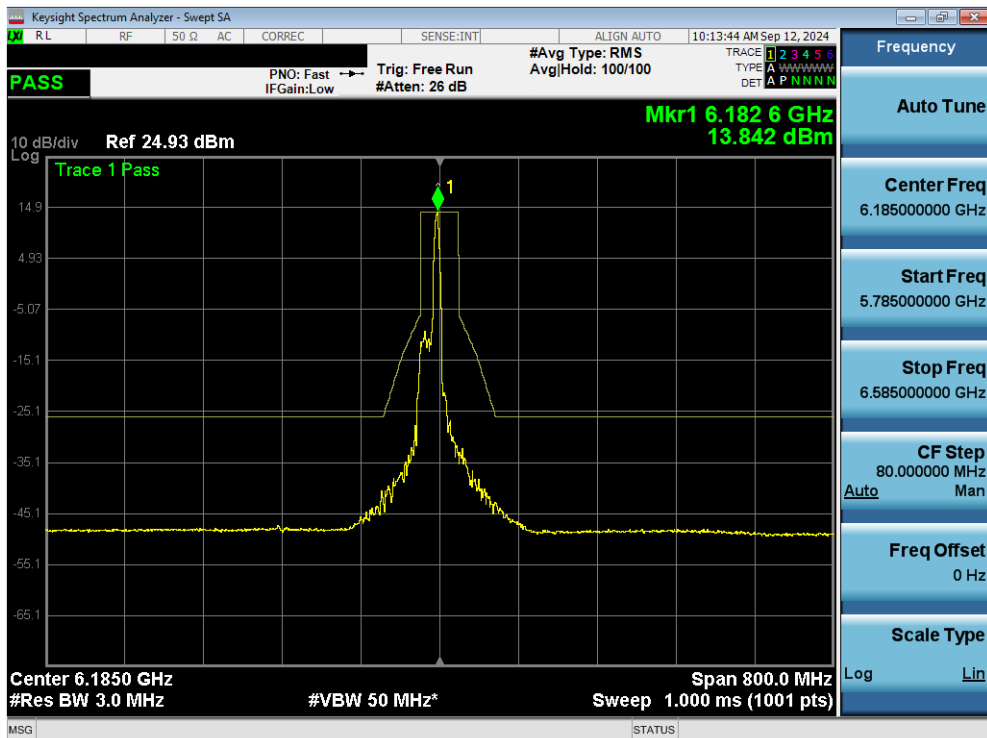


Plot 7-110. In Band Emissions Plot MIMO ANT1 (40MHz 802.11ax/be (26 Tones) (UNII Band 5) – Ch. 43) - SP

FCC ID: A3LSMS938B	MEASUREMENT REPORT		Approved by: Technical Manager
Test Report S/N: 1M2408260069-20.A3L	Test Dates: 09/03/2024 - 10/25/2024	EUT Type: Portable Handset	Page 123 of 184

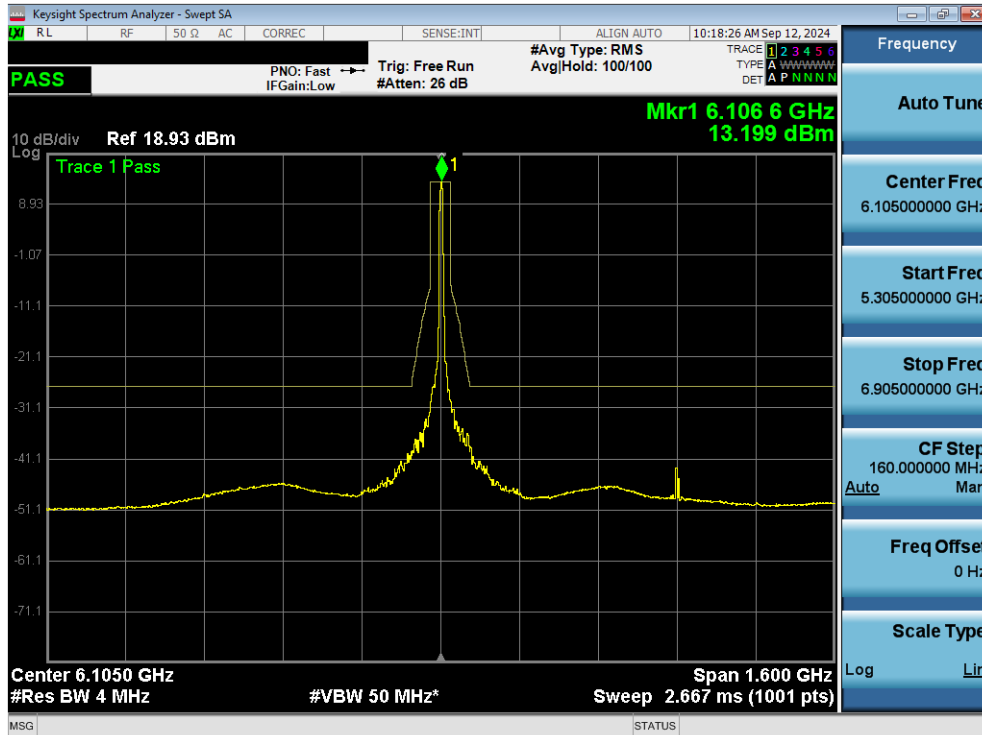


Plot 7-111. In Band Emissions Plot MIMO ANT1 (80MHz 802.11ax/be (26 Tones) (UNII Band 5) – Ch. 39) - SP

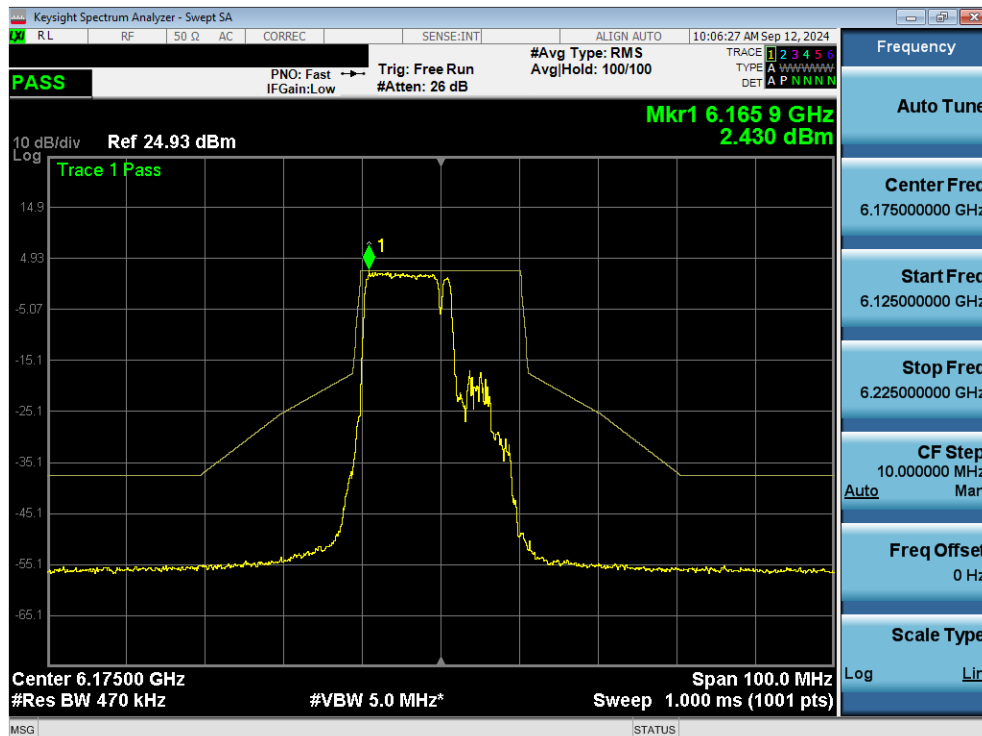


Plot 7-112. In Band Emissions Plot MIMO ANT1 (160MHz 802.11ax/be (26 Tones) (UNII Band 5) – Ch. 47) - SP

FCC ID: A3LSMS938B	MEASUREMENT REPORT		Approved by: Technical Manager
Test Report S/N: 1M2408260069-20.A3L	Test Dates: 09/03/2024 - 10/25/2024	EUT Type: Portable Handset	Page 124 of 184

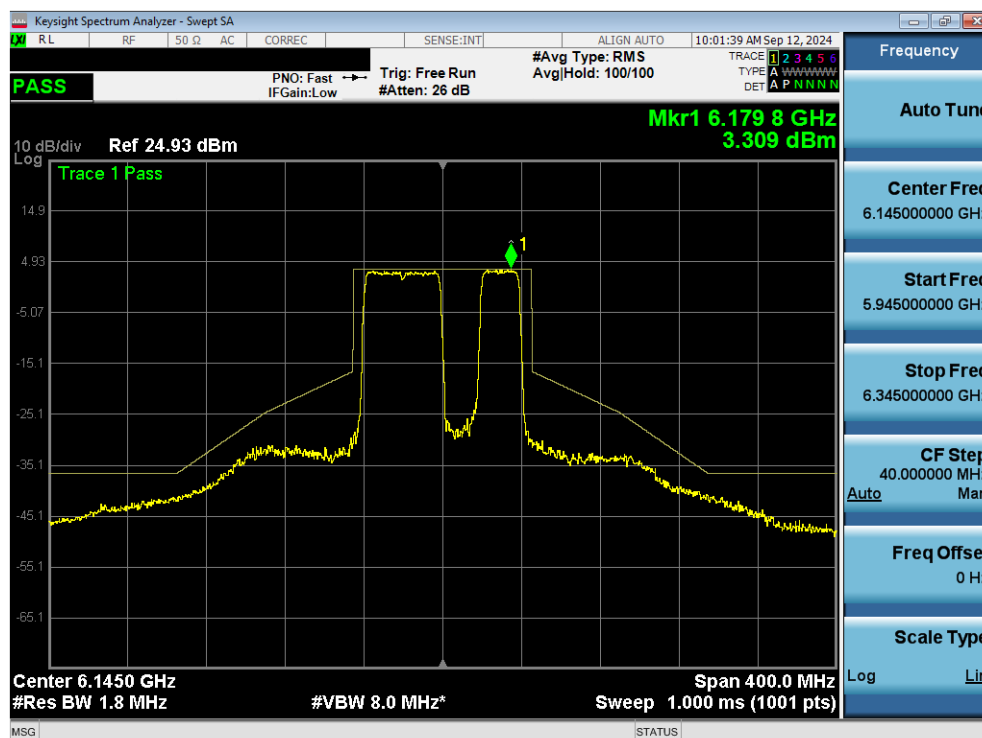


Plot 7-113. In Band Emissions Plot MIMO ANT1 (320MHz 802.11ax/be (26 Tones) (UNII Band 5) – Ch. 31) - SP

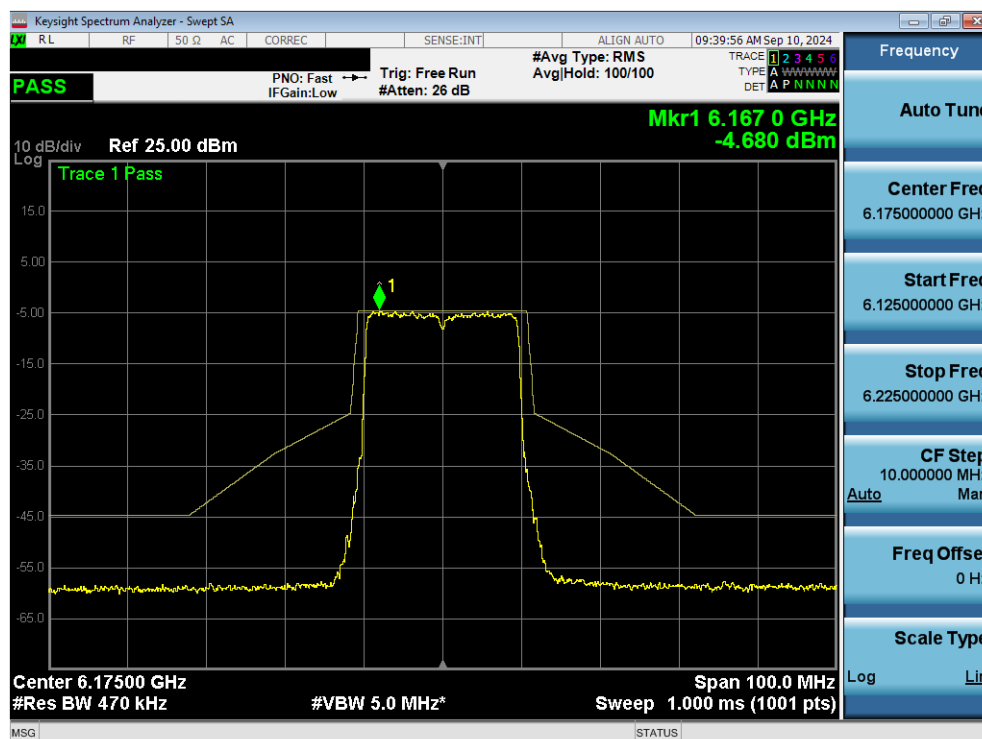


Plot 7-114. In Band Emissions Plot MIMO ANT1 (20MHz 802.11be (106+26 Tones) (UNII Band 5) – Ch. 45) - SP

FCC ID: A3LSMS938B	MEASUREMENT REPORT		Approved by: Technical Manager
Test Report S/N: 1M2408260069-20.A3L	Test Dates: 09/03/2024 - 10/25/2024	EUT Type: Portable Handset	Page 125 of 184

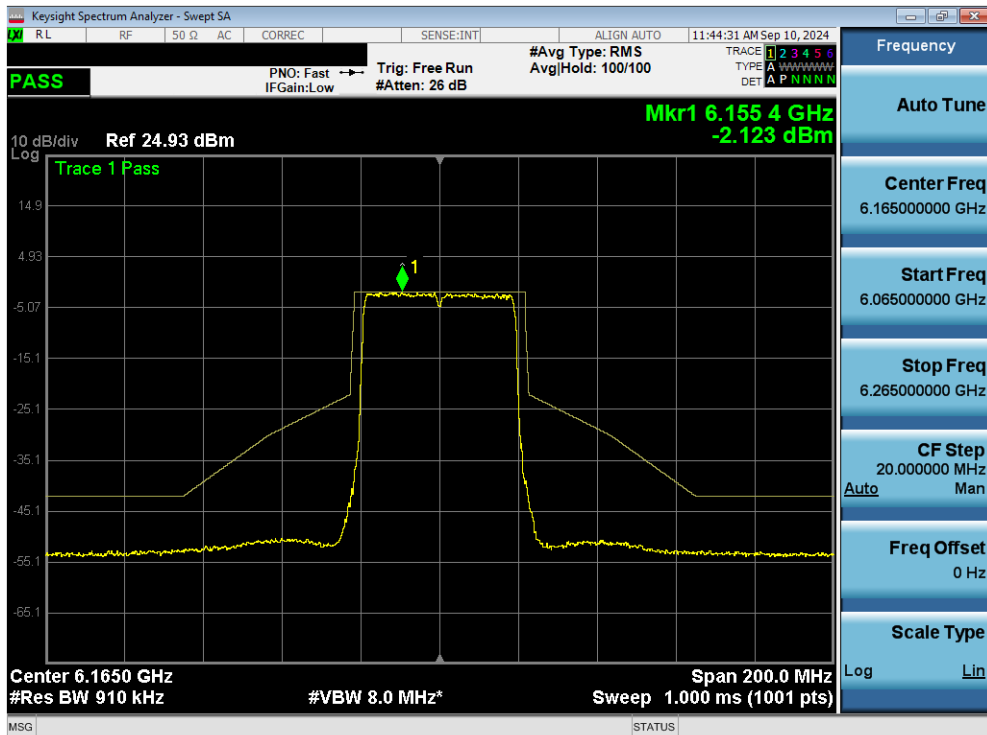


Plot 7-115. In Band Emissions Plot MIMO ANT1 (80MHz 802.11be (484+242 Tones) (UNII Band 5) – Ch. 39) SP

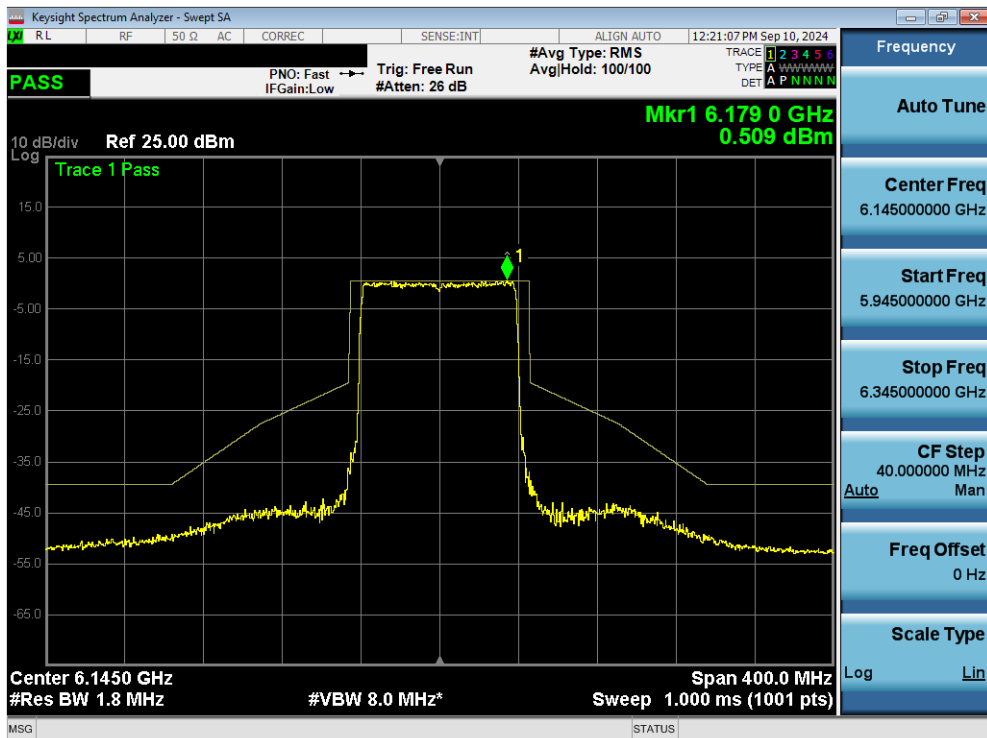


Plot 7-116. In Band Emissions Plot MIMO ANT1 (20MHz 802.11ax/be (Full Tones) (UNII Band 5) – Ch. 45) - LPI

FCC ID: A3LSMS938B	MEASUREMENT REPORT		Approved by: Technical Manager
Test Report S/N: 1M2408260069-20.A3L	Test Dates: 09/03/2024 - 10/25/2024	EUT Type: Portable Handset	Page 126 of 184

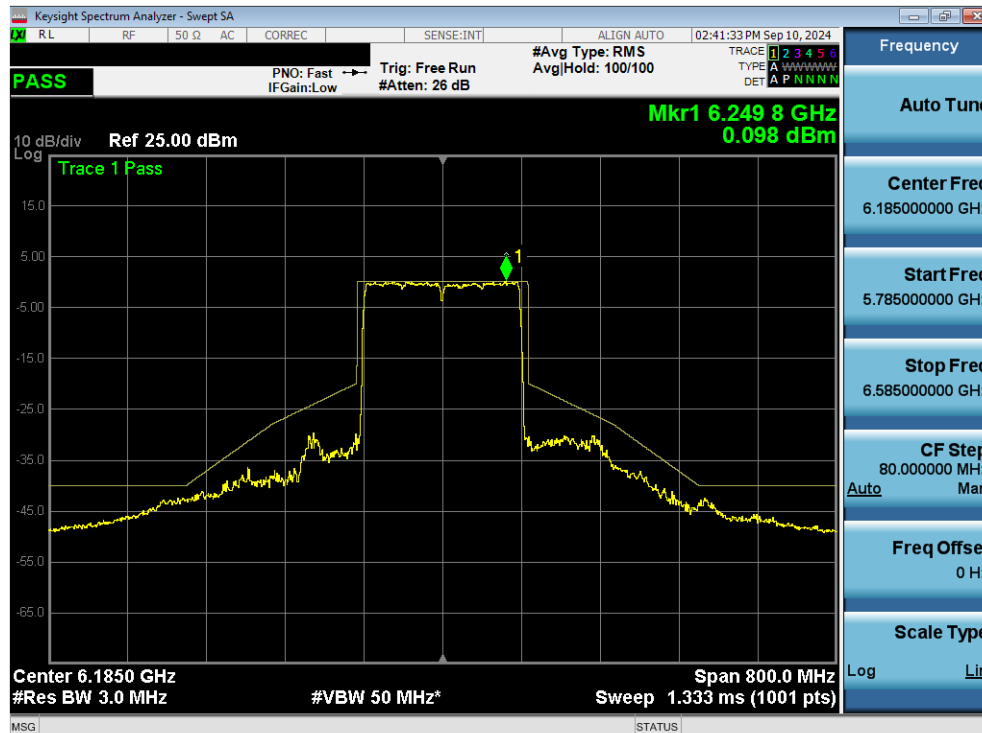


Plot 7-117. In Band Emissions Plot MIMO ANT1 (40MHz 802.11ax/be (Full Tones) (UNII Band 5) – Ch. 43) - LPI

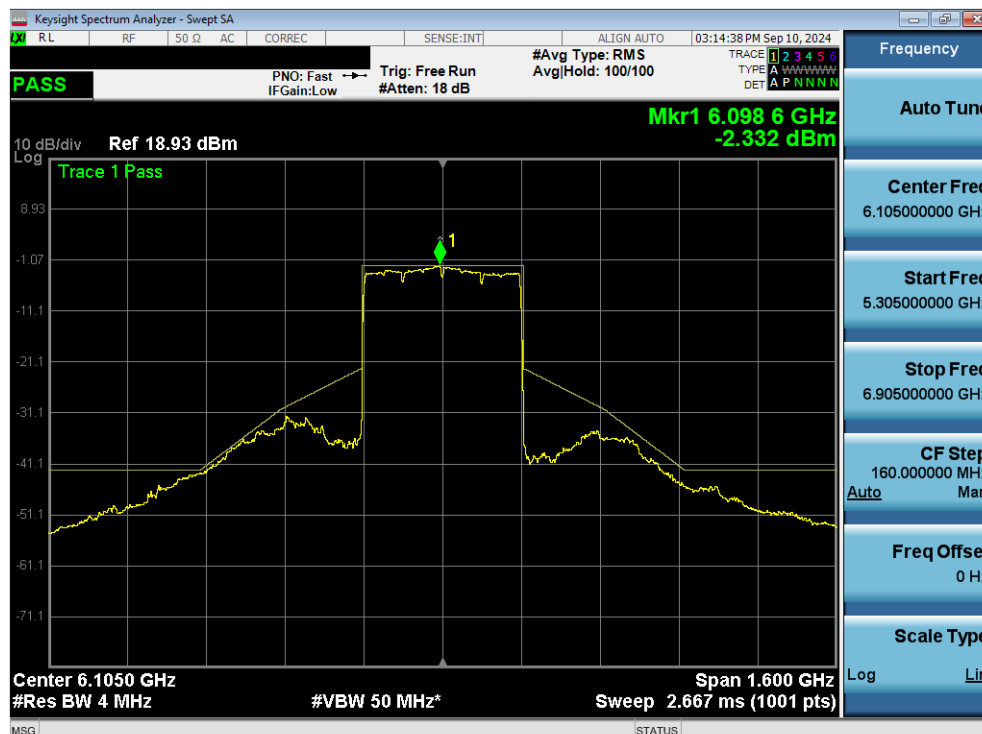


Plot 7-118. In Band Emissions Plot MIMO ANT1 (80MHz 802.11ax/be (Full Tones) (UNII Band 5) – Ch. 39) - LPI

FCC ID: A3LSMS938B	MEASUREMENT REPORT		Approved by: Technical Manager
Test Report S/N: 1M2408260069-20.A3L	Test Dates: 09/03/2024 - 10/25/2024	EUT Type: Portable Handset	Page 127 of 184

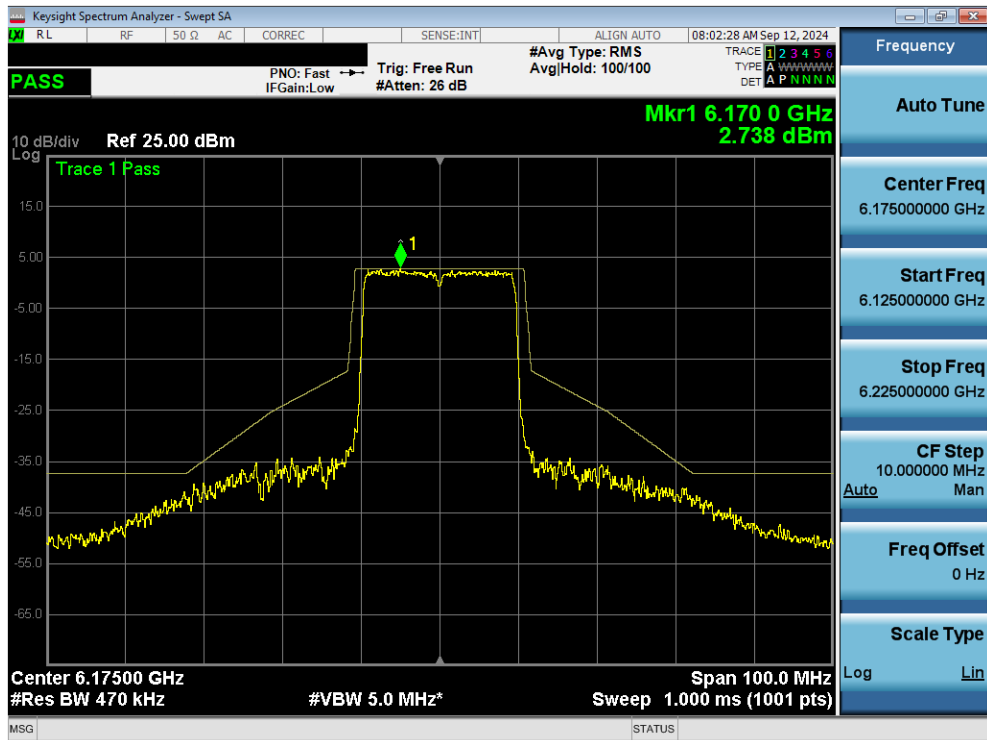


Plot 7-119. In Band Emissions Plot MIMO ANT1 (160MHz 802.11ax/be (Full Tones) (UNII Band 5) – Ch. 47) - LPI/SP

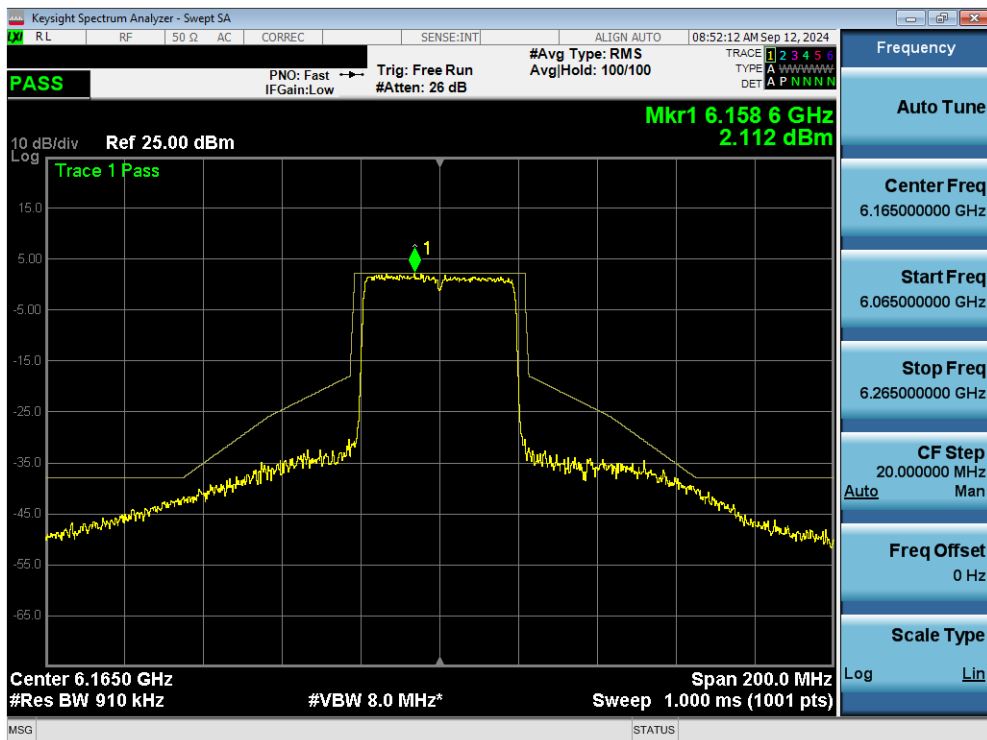


Plot 7-120. In Band Emissions Plot MIMO ANT1 (320MHz 802.11ax/be (Full Tones) (UNII Band 5) – Ch. 31) - LPI/SP

FCC ID: A3LSMS938B	MEASUREMENT REPORT		Approved by: Technical Manager
Test Report S/N: 1M2408260069-20.A3L	Test Dates: 09/03/2024 - 10/25/2024	EUT Type: Portable Handset	Page 128 of 184

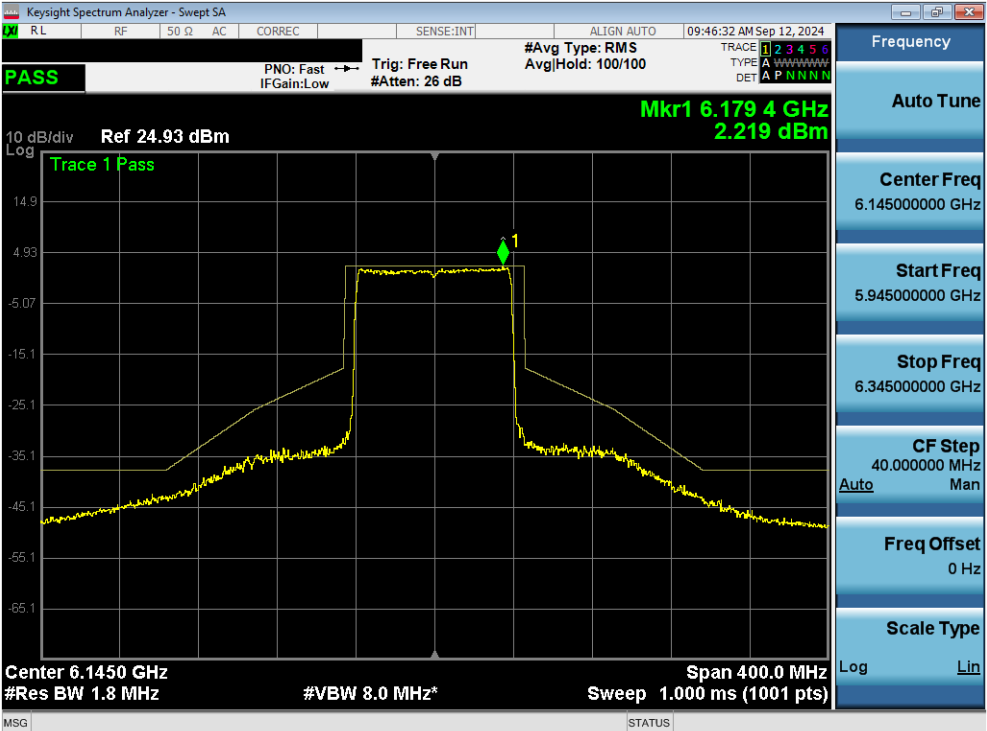


Plot 7-121. In Band Emissions Plot MIMO ANT1 (20MHz 802.11ax/be (Full Tones) (UNII Band 5) – Ch. 45) - SP



Plot 7-122. In Band Emissions Plot MIMO ANT1 (40MHz 802.11ax/be (Full Tones) (UNII Band 5) – Ch. 43) - SP

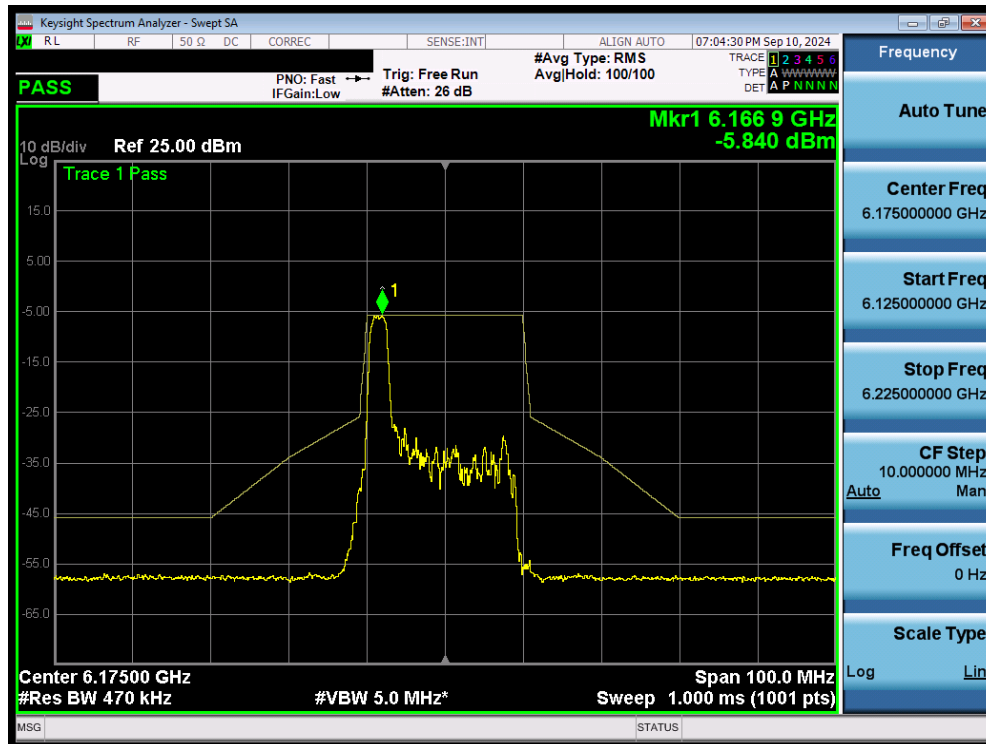
FCC ID: A3LSMS938B	MEASUREMENT REPORT		Approved by: Technical Manager
Test Report S/N: 1M2408260069-20.A3L	Test Dates: 09/03/2024 - 10/25/2024	EUT Type: Portable Handset	Page 129 of 184



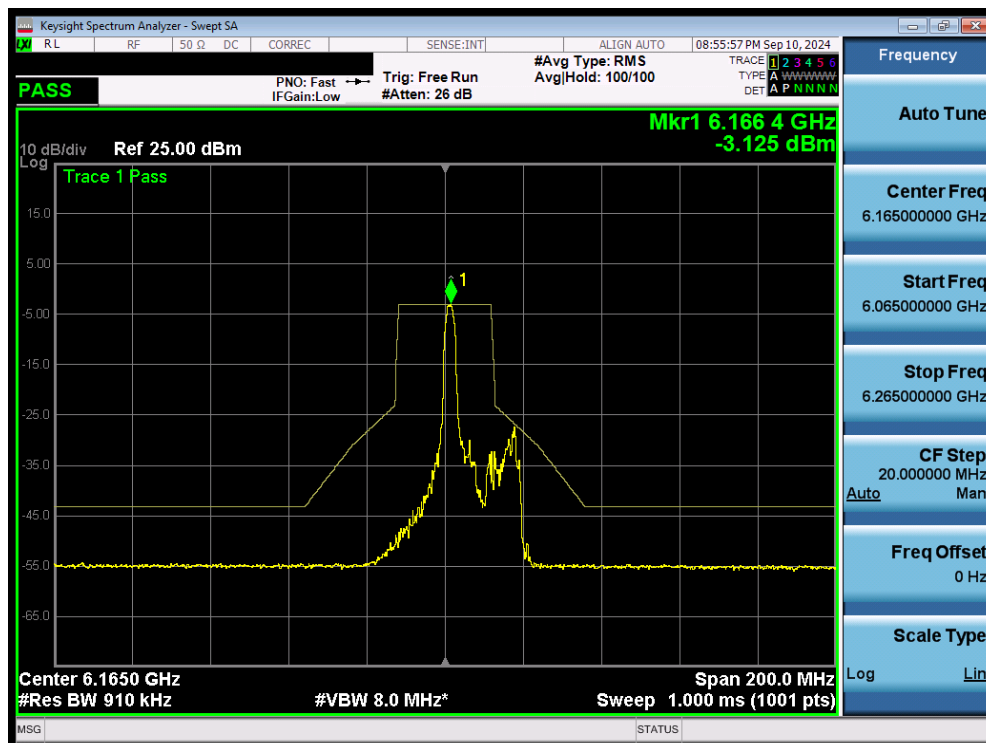
Plot 7-123. In Band Emissions Plot MIMO ANT1 (80MHz 802.11ax/be (Full Tones) (UNII Band 5) – Ch. 39) - SP

FCC ID: A3LSMS938B	MEASUREMENT REPORT		Approved by: Technical Manager
Test Report S/N: 1M2408260069-20.A3L	Test Dates: 09/03/2024 - 10/25/2024	EUT Type: Portable Handset	Page 130 of 184

7.6.2 MIMO Antenna-2 In-Band Emission Measurements

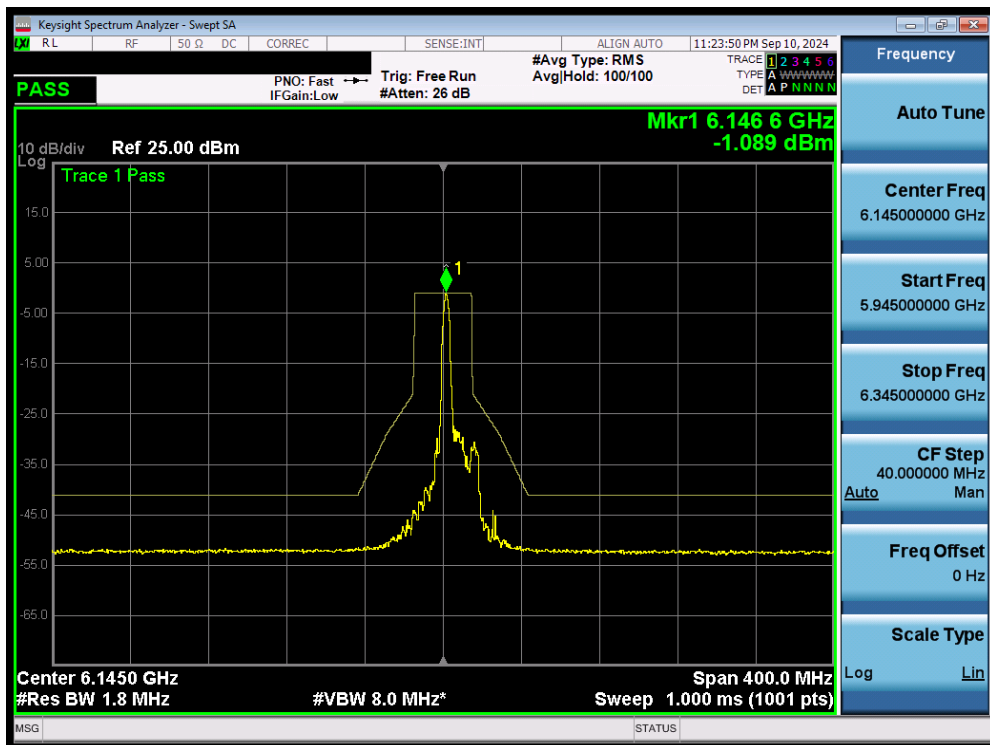


Plot 7-124. In Band Emissions Plot MIMO ANT2 (20MHz 802.11ax/be (26 Tones) (UNII Band 5) – Ch. 45) - LPI

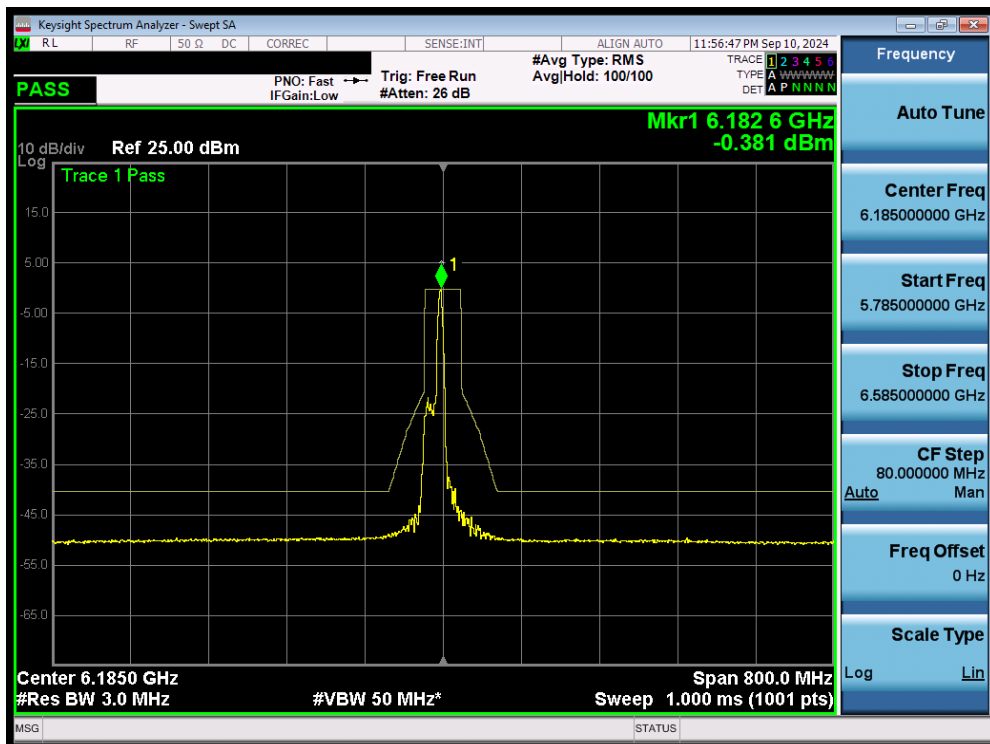


Plot 7-125. In Band Emissions Plot MIMO ANT2 (40MHz 802.11ax/be (26 Tones) (UNII Band 5) – Ch. 43) - LPI

FCC ID: A3LSMS938B	MEASUREMENT REPORT		Approved by: Technical Manager
Test Report S/N: 1M2408260069-20.A3L	Test Dates: 09/03/2024 - 10/25/2024	EUT Type: Portable Handset	Page 131 of 184

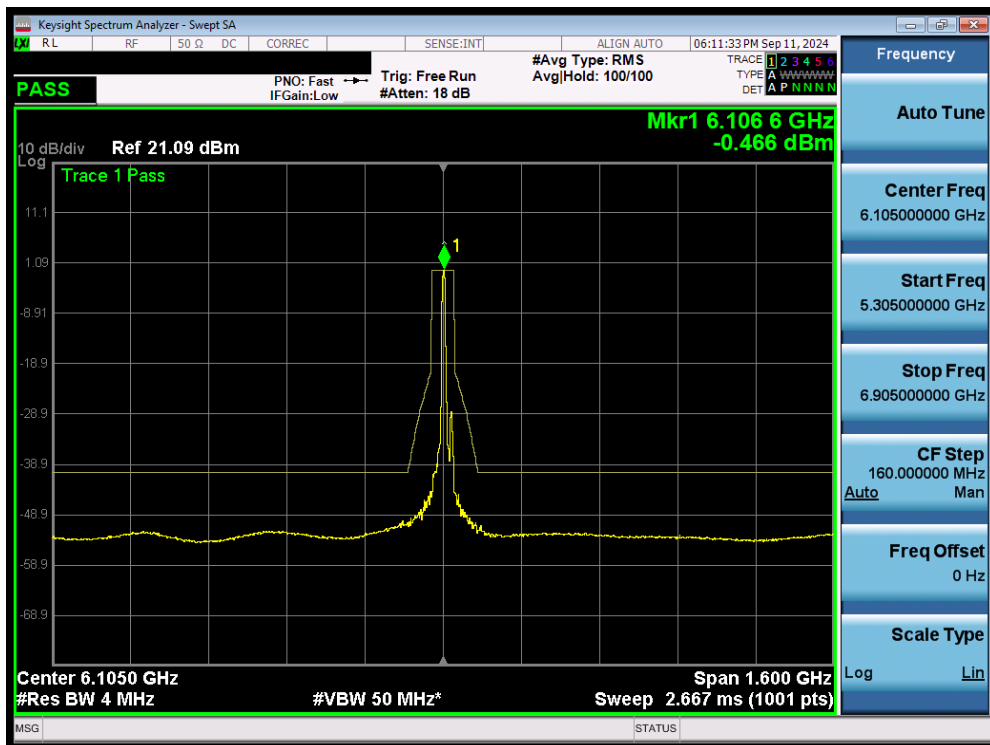


Plot 7-126. In Band Emissions Plot MIMO ANT2 (80MHz 802.11ax/be (26 Tones) (UNII Band 5) – Ch. 39) - LPI

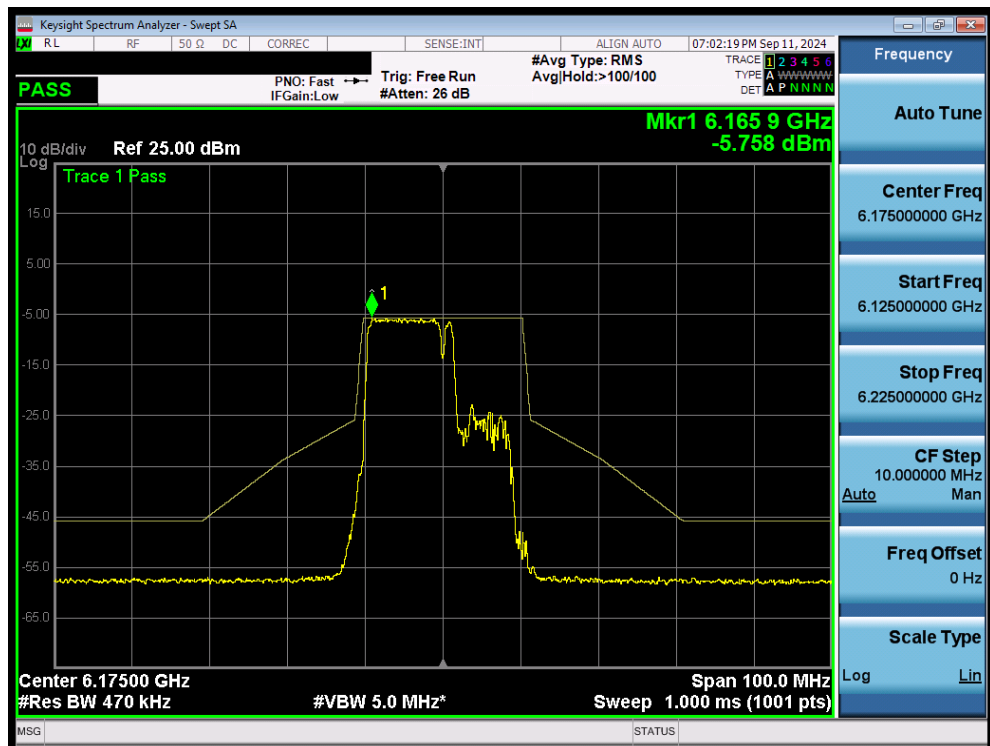


Plot 7-127. In Band Emissions Plot MIMO ANT2 (160MHz 802.11ax/be (26 Tones) (UNII Band 5) – Ch. 47) - LPI

FCC ID: A3LSMS938B	MEASUREMENT REPORT		Approved by: Technical Manager
Test Report S/N: 1M2408260069-20.A3L	Test Dates: 09/03/2024 - 10/25/2024	EUT Type: Portable Handset	Page 132 of 184

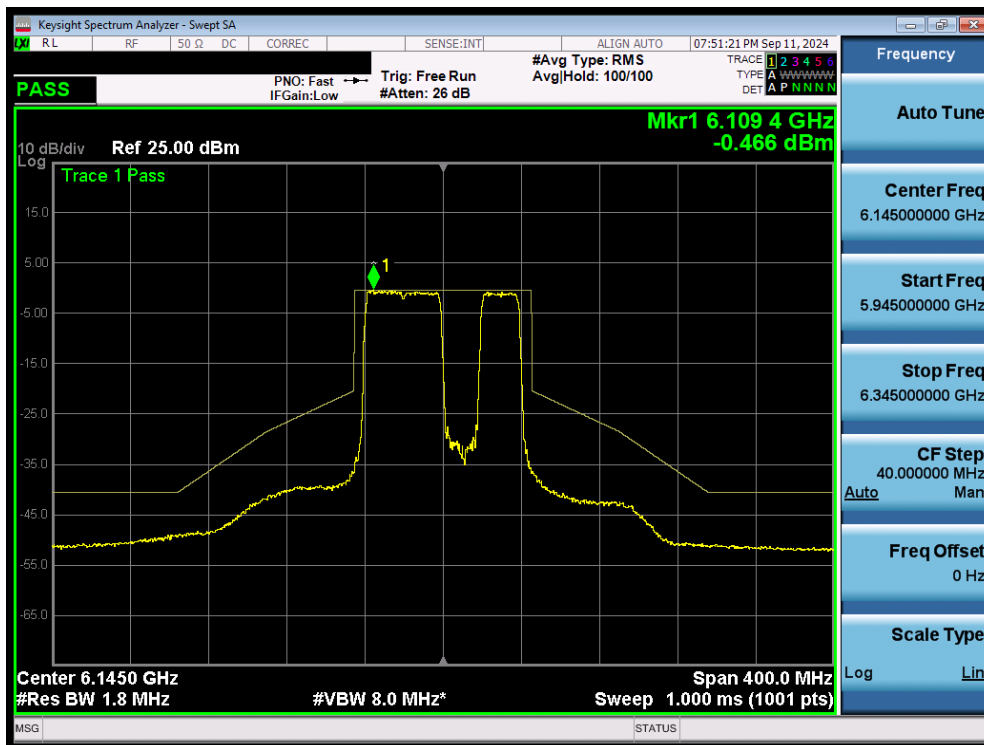


Plot 7-128. In Band Emissions Plot MIMO ANT2 (320MHz 802.11ax/be (26 Tones) (UNII Band 5) – Ch. 31) - LPI

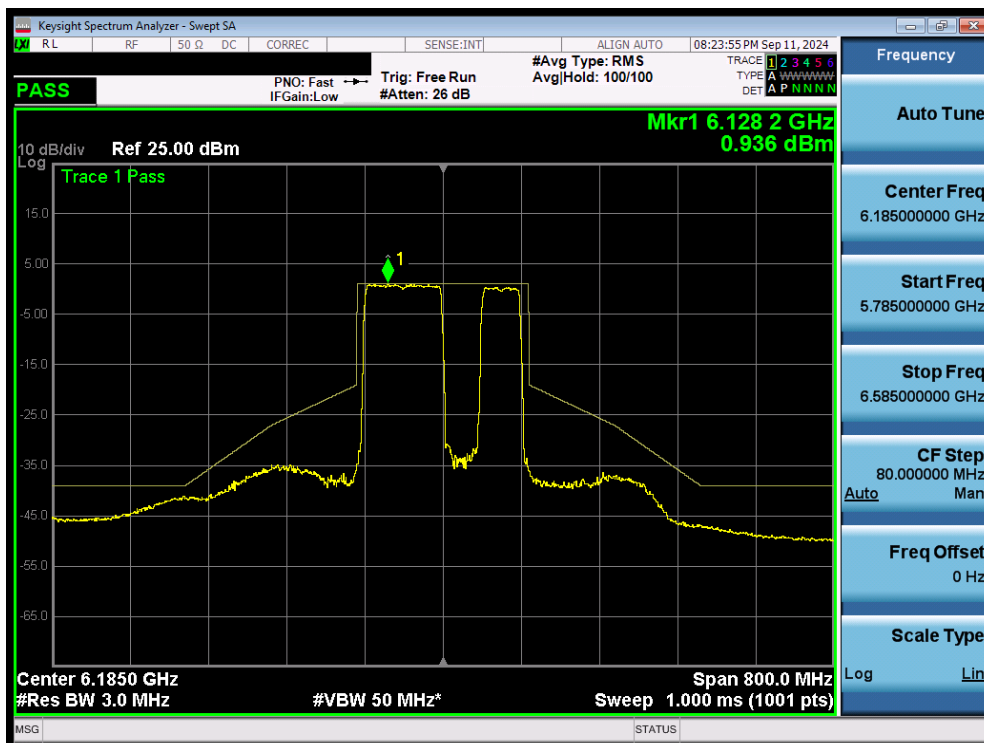


Plot 7-129. In Band Emissions Plot MIMO ANT2 (20MHz 802.11be (106+26 Tones) (UNII Band 5) – Ch. 45) - LPI/SP

FCC ID: A3LSMS938B	MEASUREMENT REPORT		Approved by: Technical Manager
Test Report S/N: 1M2408260069-20.A3L	Test Dates: 09/03/2024 - 10/25/2024	EUT Type: Portable Handset	Page 133 of 184



Plot 7-130. In Band Emissions Plot MIMO ANT2 (80MHz 802.11be (484+242 Tones) (UNII Band 5) – Ch. 39) (484+242 Tones) LPI/SP



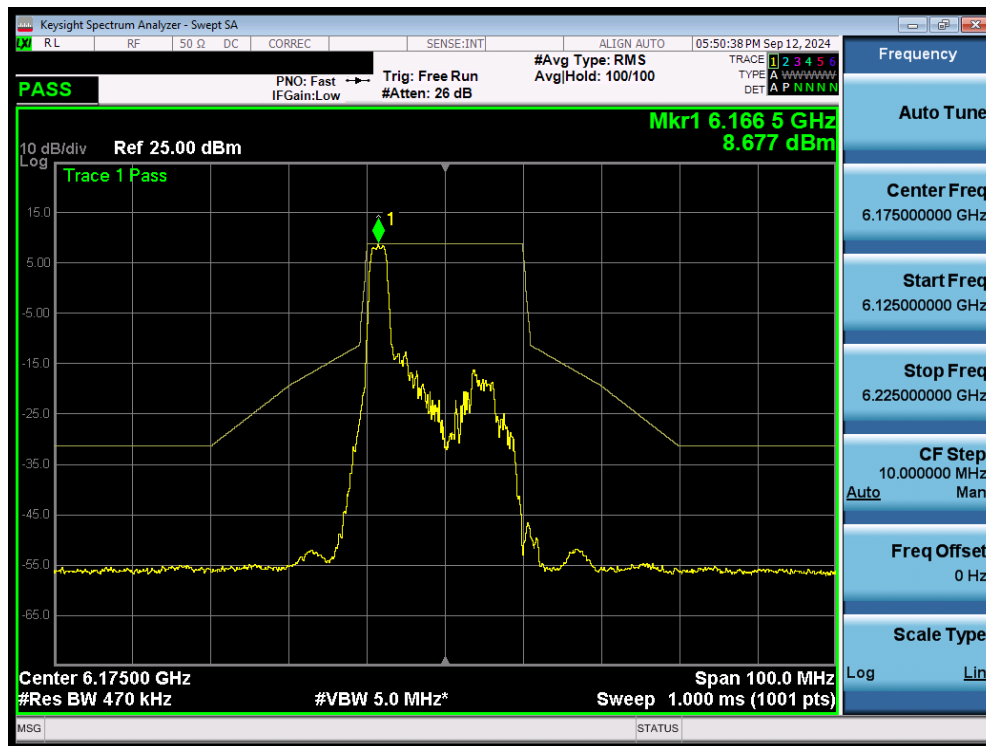
Plot 7-131. In Band Emissions Plot MIMO ANT2 (160MHz 802.11be (996+484 Tones) (UNII Band 5) – Ch. 47) LPI

FCC ID: A3LSMS938B	MEASUREMENT REPORT		Approved by: Technical Manager
Test Report S/N: 1M2408260069-20.A3L	Test Dates: 09/03/2024 - 10/25/2024	EUT Type: Portable Handset	Page 134 of 184

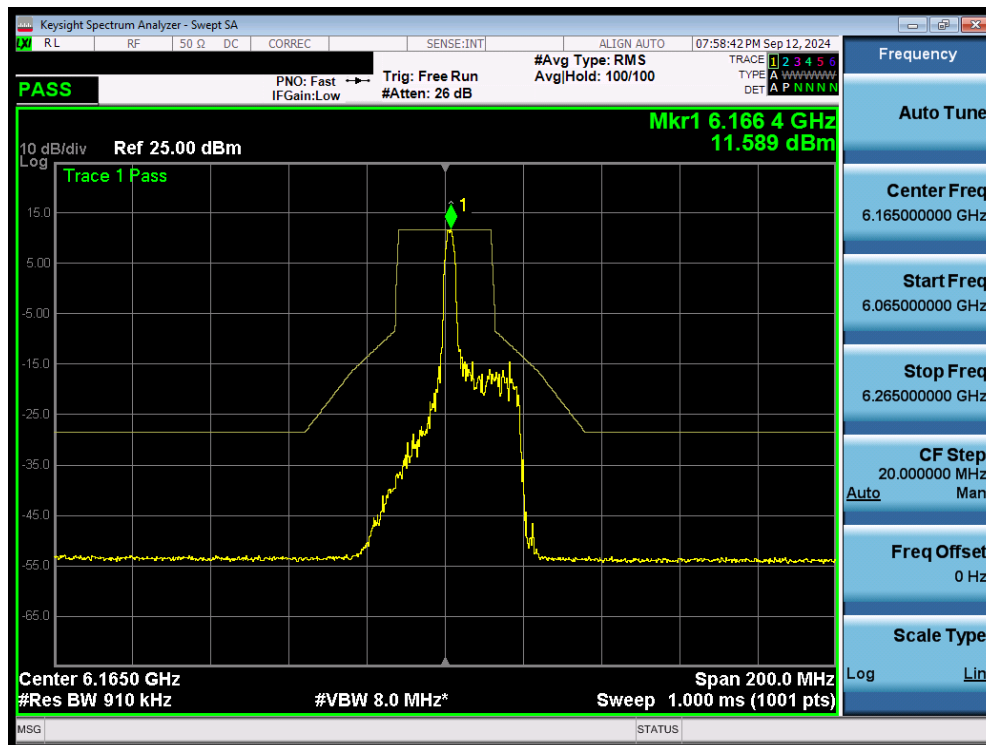


Plot 7-132. In Band Emissions Plot MIMO ANT2 (320MHz 802.11be (3*996+484 Tones) (UNII Band 5) – Ch. 31) LPI

FCC ID: A3LSMS938B	MEASUREMENT REPORT		Approved by: Technical Manager
Test Report S/N: 1M2408260069-20.A3L	Test Dates: 09/03/2024 - 10/25/2024	EUT Type: Portable Handset	Page 135 of 184

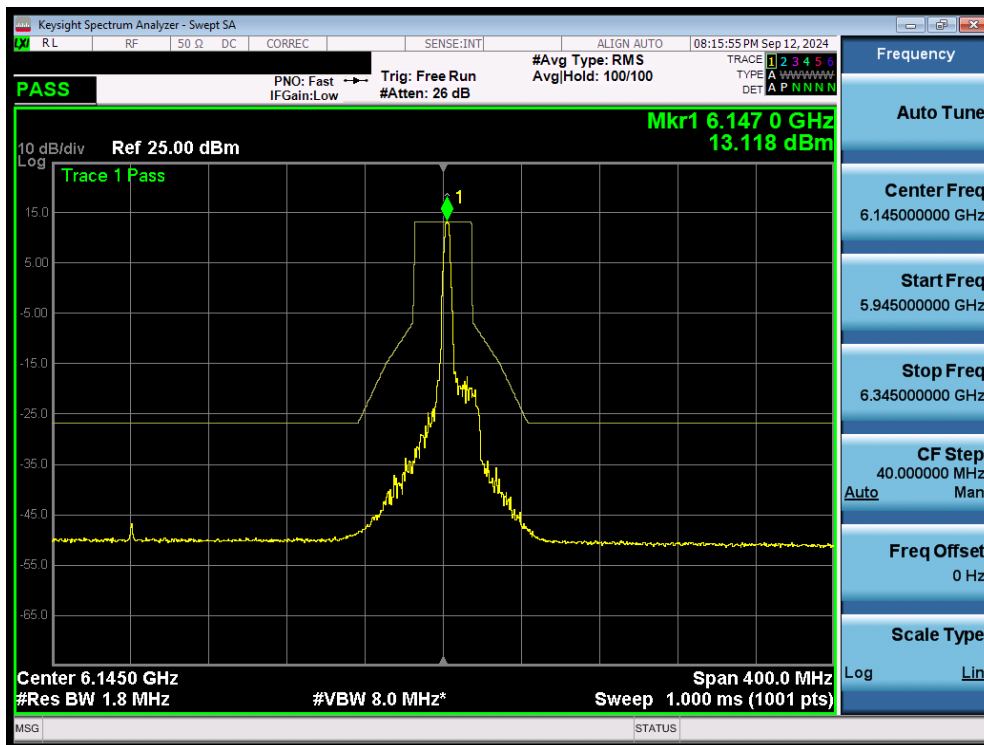


Plot 7-133. In Band Emissions Plot MIMO ANT2 (20MHz 802.11ax/be (26 Tones) (UNII Band 5) – Ch. 45) - SP

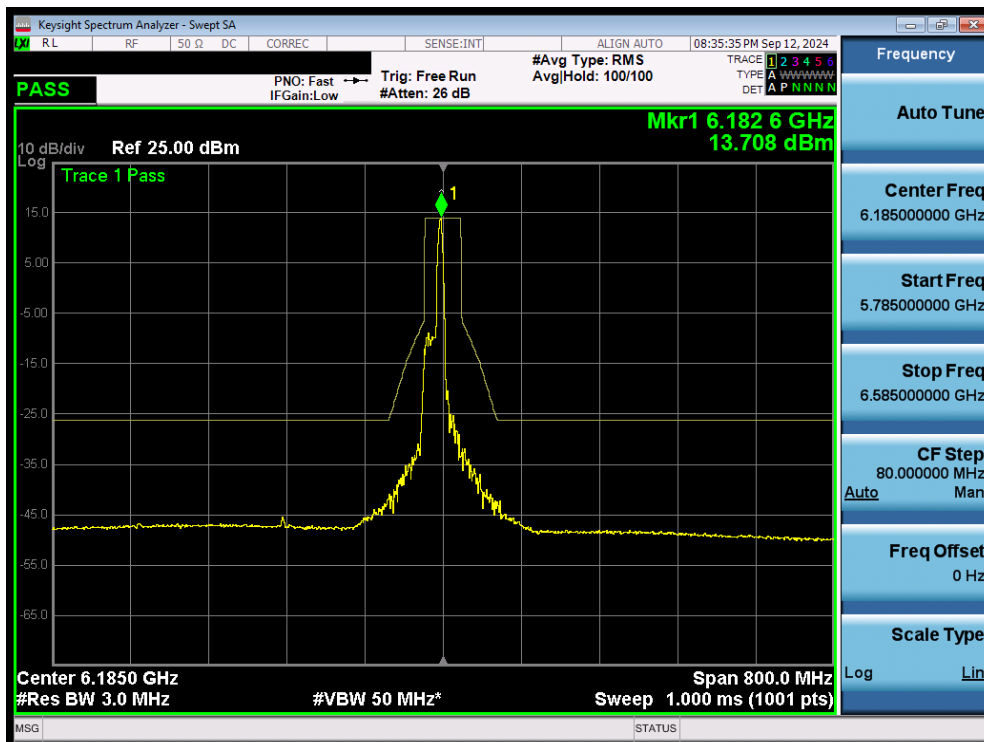


Plot 7-134. In Band Emissions Plot MIMO ANT2 (40MHz 802.11ax/be (26 Tones) (UNII Band 5) – Ch. 43) - SP

FCC ID: A3LSMS938B	MEASUREMENT REPORT		Approved by: Technical Manager
Test Report S/N: 1M2408260069-20.A3L	Test Dates: 09/03/2024 - 10/25/2024	EUT Type: Portable Handset	Page 136 of 184

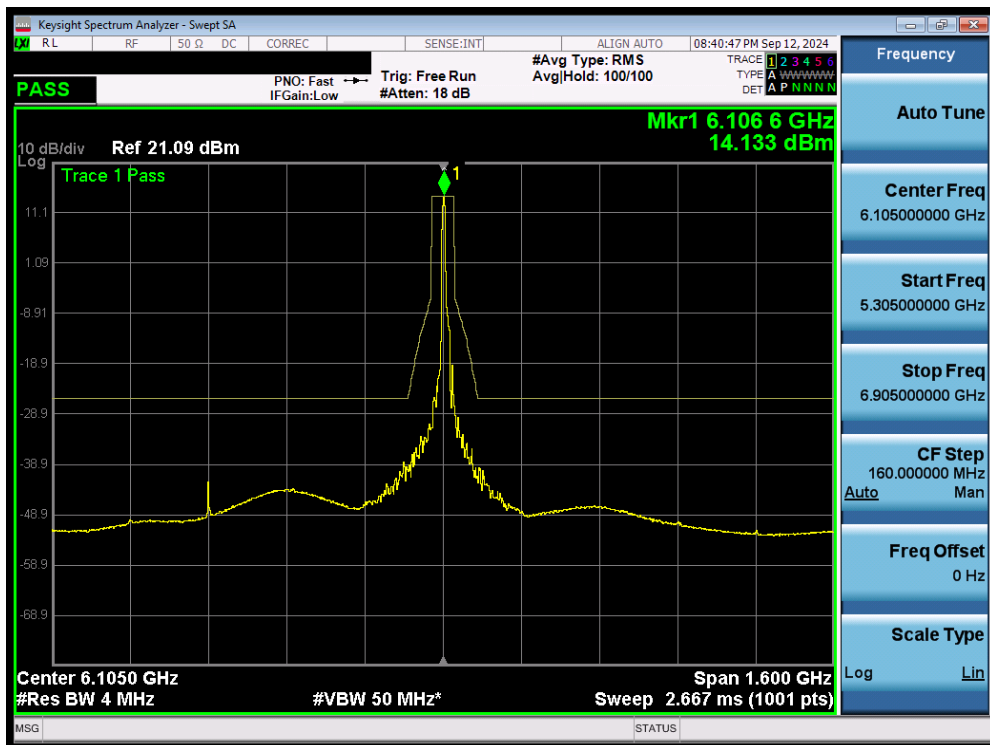


Plot 7-135. In Band Emissions Plot MIMO ANT2 (80MHz 802.11ax/be (26 Tones) (UNII Band 5) – Ch. 39) - SP

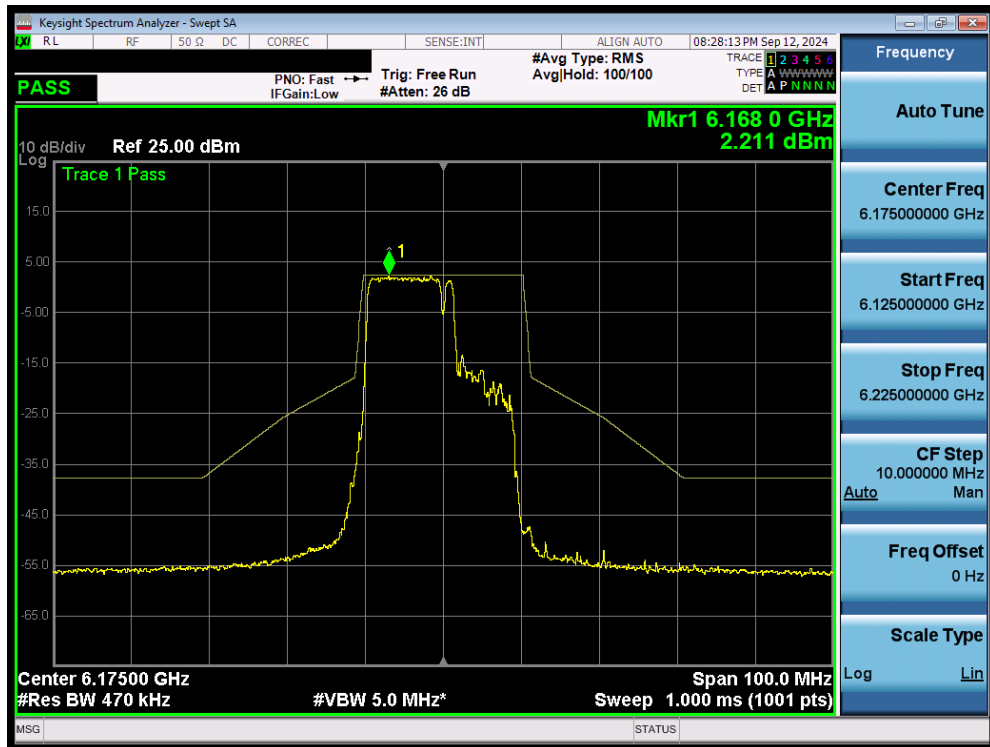


Plot 7-136. In Band Emissions Plot MIMO ANT2 (160MHz 802.11ax/be (26 Tones) (UNII Band 5) – Ch. 47) - SP

FCC ID: A3LSMS938B	MEASUREMENT REPORT		Approved by: Technical Manager
Test Report S/N: 1M2408260069-20.A3L	Test Dates: 09/03/2024 - 10/25/2024	EUT Type: Portable Handset	Page 137 of 184

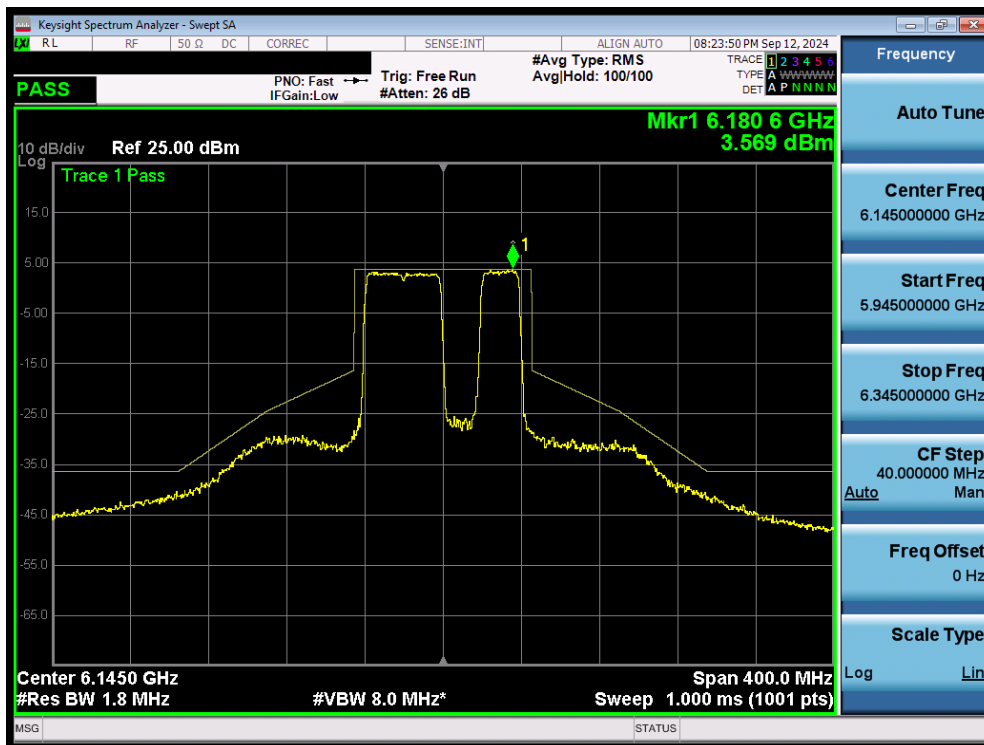


Plot 7-137. In Band Emissions Plot MIMO ANT2 (320MHz 802.11ax/be (26 Tones) (UNII Band 5) – Ch. 31) - SP

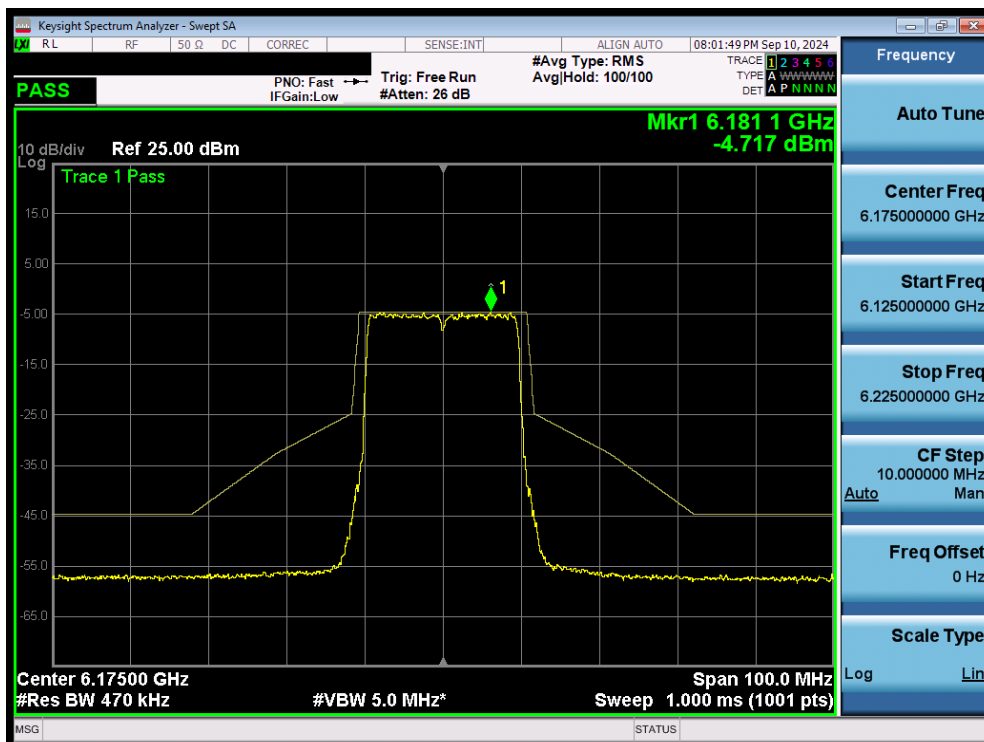


Plot 7-138. In Band Emissions Plot MIMO ANT2 (20MHz 802.11be (106+26 Tones) (UNII Band 5) – Ch. 45) - SP

FCC ID: A3LSMS938B	MEASUREMENT REPORT		Approved by: Technical Manager
Test Report S/N: 1M2408260069-20.A3L	Test Dates: 09/03/2024 - 10/25/2024	EUT Type: Portable Handset	Page 138 of 184

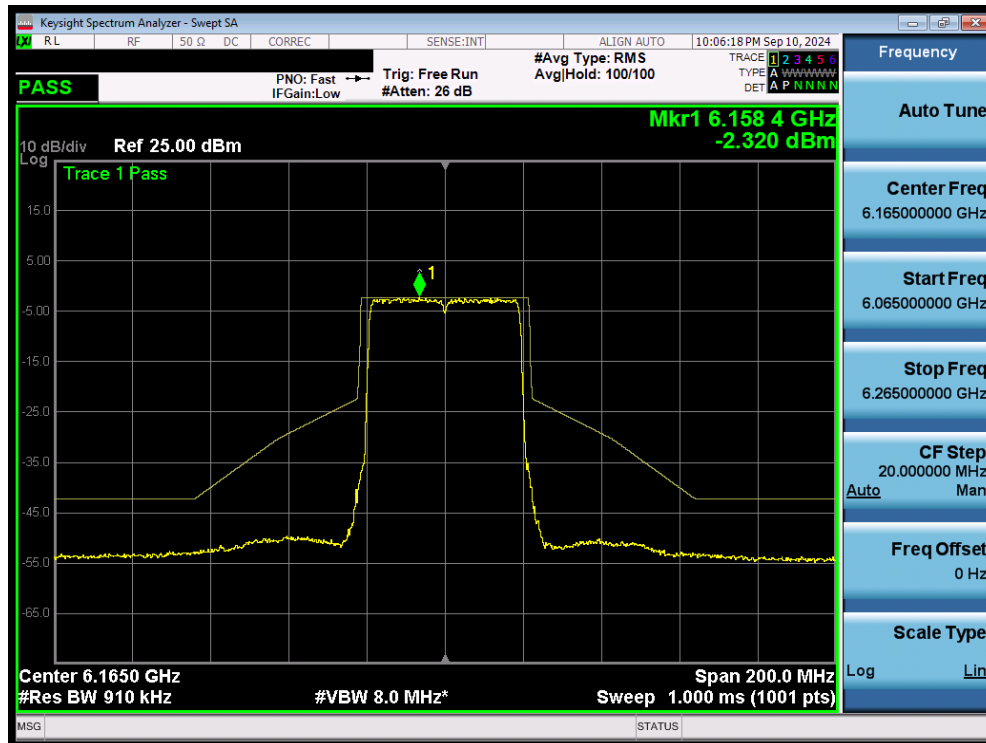


Plot 7-139. In Band Emissions Plot MIMO ANT2 (80MHz 802.11be (484+242 Tones) (UNII Band 5) – Ch. 39) SP

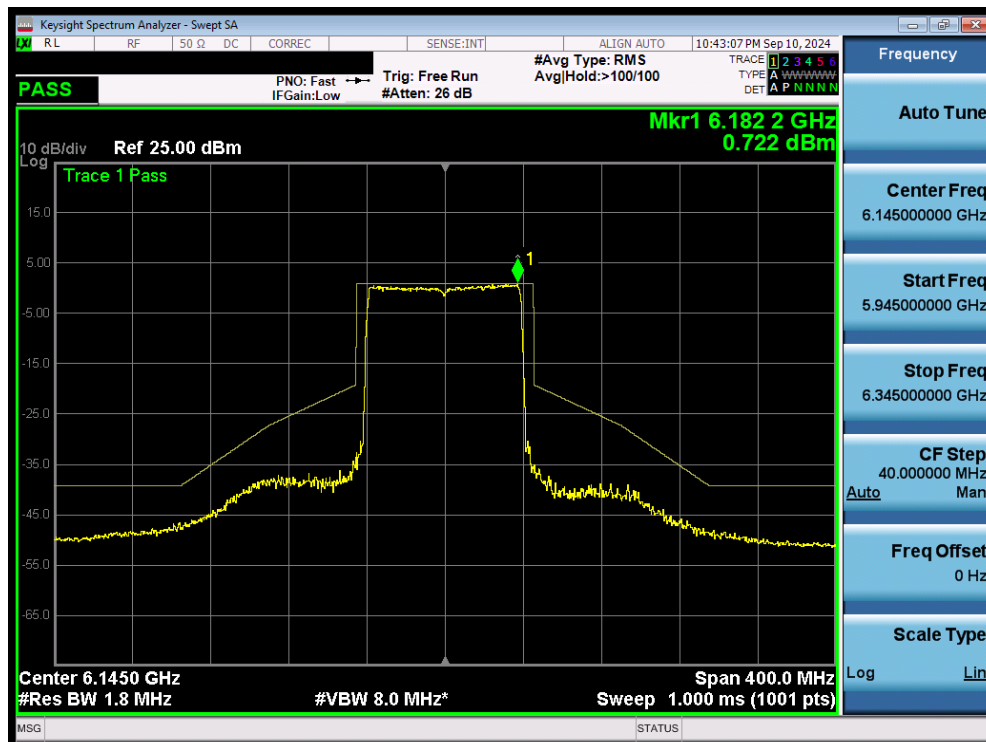


Plot 7-140. In Band Emissions Plot MIMO ANT2 (20MHz 802.11ax/be (Full Tones) (UNII Band 5) – Ch. 45) - LPI

FCC ID: A3LSMS938B	MEASUREMENT REPORT		Approved by: Technical Manager
Test Report S/N: 1M2408260069-20.A3L	Test Dates: 09/03/2024 - 10/25/2024	EUT Type: Portable Handset	Page 139 of 184



Plot 7-141. In Band Emissions Plot MIMO ANT2 (40MHz 802.11ax/be (Full Tones) (UNII Band 5) – Ch. 43) - LPI

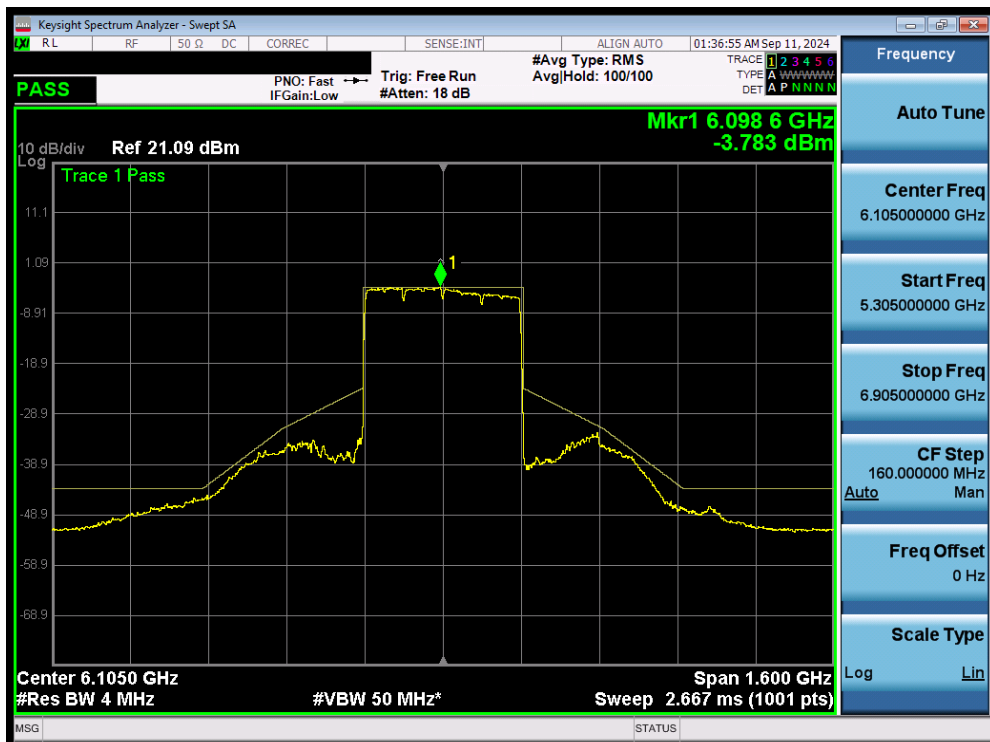


Plot 7-142. In Band Emissions Plot MIMO ANT2 (80MHz 802.11ax/be (Full Tones) (UNII Band 5) – Ch. 39) - LPI

FCC ID: A3LSMS938B	MEASUREMENT REPORT		Approved by: Technical Manager
Test Report S/N: 1M2408260069-20.A3L	Test Dates: 09/03/2024 - 10/25/2024	EUT Type: Portable Handset	Page 140 of 184

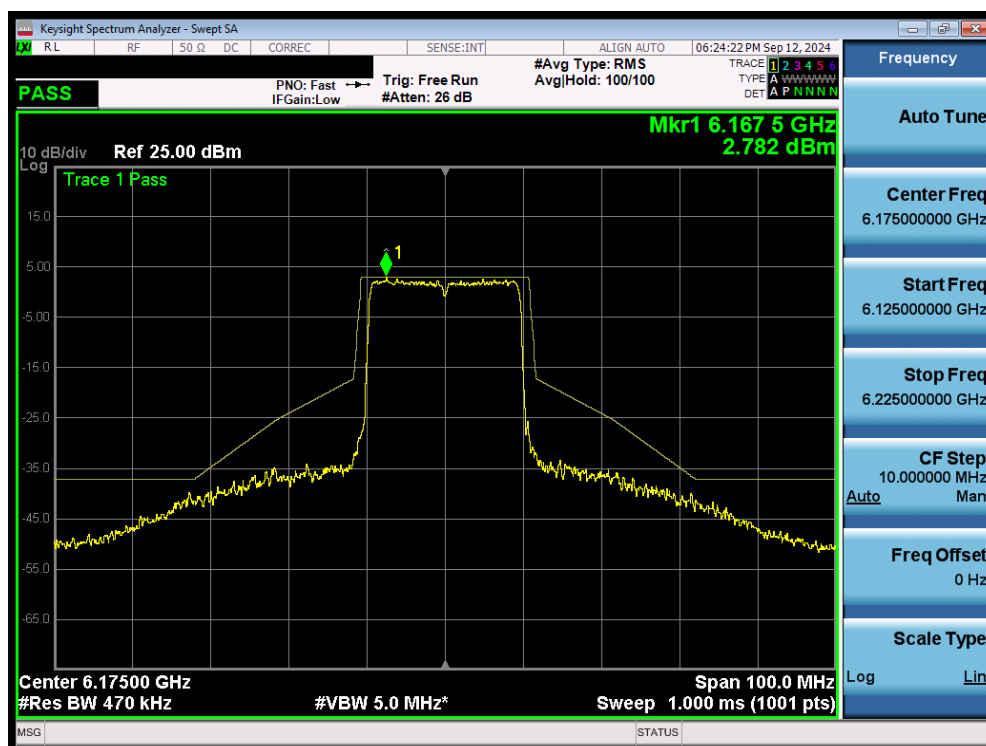


Plot 7-143. In Band Emissions Plot MIMO ANT2 (160MHz 802.11ax/be (Full Tones) (UNII Band 5) – Ch. 47) - LPI/SP

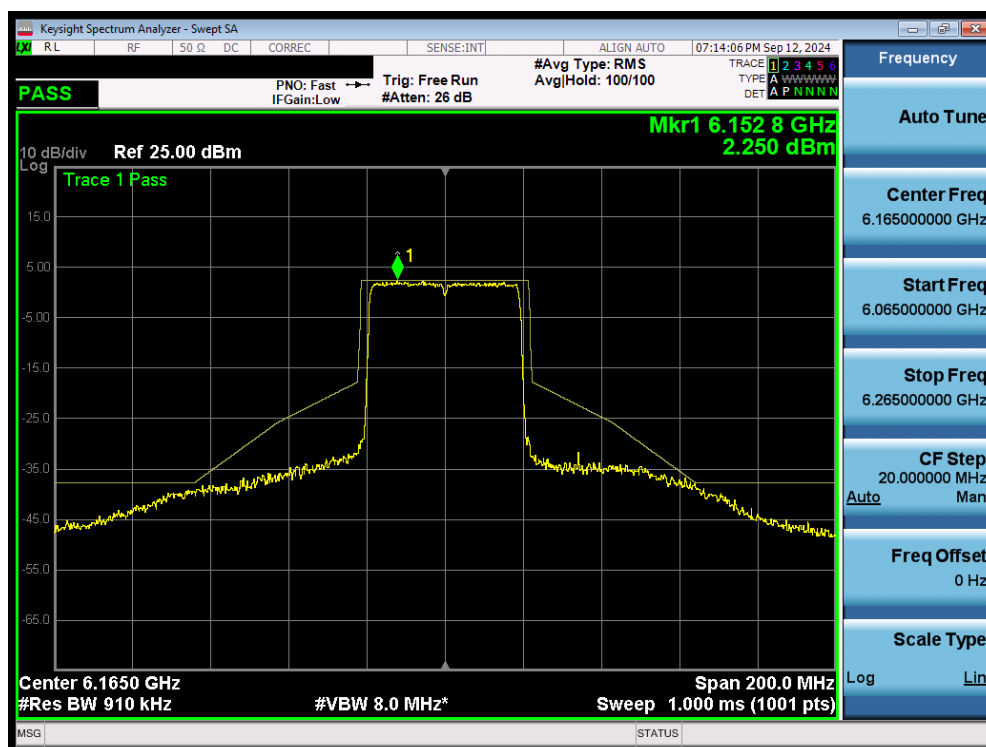


Plot 7-144. In Band Emissions Plot MIMO ANT2 (320MHz 802.11ax/be (Full Tones) (UNII Band 5) – Ch. 31) - LPI/SP

FCC ID: A3LSMS938B	MEASUREMENT REPORT		Approved by: Technical Manager
Test Report S/N: 1M2408260069-20.A3L	Test Dates: 09/03/2024 - 10/25/2024	EUT Type: Portable Handset	Page 141 of 184

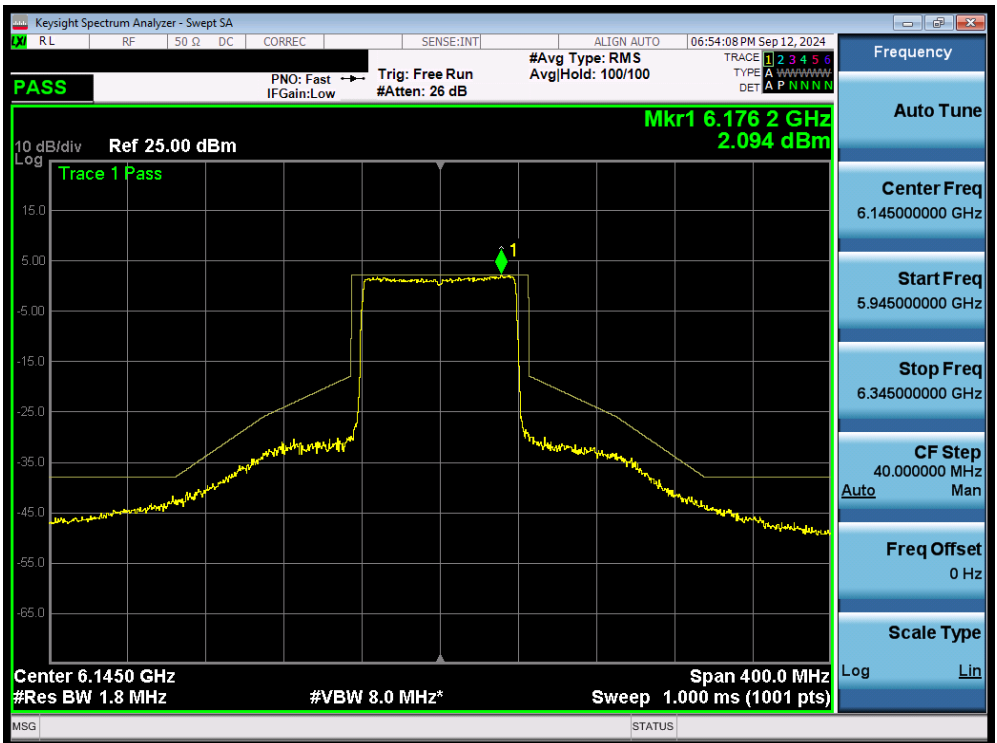


Plot 7-145. In Band Emissions Plot MIMO ANT2 (20MHz 802.11ax/be (Full Tones) (UNII Band 5) – Ch. 45) - SP



Plot 7-146. In Band Emissions Plot MIMO ANT2 (40MHz 802.11ax/be (Full Tones) (UNII Band 5) – Ch. 43) - SP

FCC ID: A3LSMS938B	MEASUREMENT REPORT		Approved by: Technical Manager
Test Report S/N: 1M2408260069-20.A3L	Test Dates: 09/03/2024 - 10/25/2024	EUT Type: Portable Handset	Page 142 of 184



Plot 7-147. In Band Emissions Plot MIMO ANT2 (80MHz 802.11ax/be (Full Tones) (UNII Band 5) – Ch. 39) - SP

FCC ID: A3LSMS938B	MEASUREMENT REPORT		Approved by: Technical Manager
Test Report S/N: 1M2408260069-20.A3L	Test Dates: 09/03/2024 - 10/25/2024	EUT Type: Portable Handset	Page 143 of 184

7.7 Contention Based Protocol

Test Overview and Limit

Indoor access points, subordinate devices and client devices operating in the 5.925-7.125 GHz band (herein referred to as unlicensed devices) are required to use technologies that include a contention-based protocol to avoid co-channel interference with incumbent devices sharing the band. To ensure incumbent co-channel operations are detected in a technology-agnostic manner, unlicensed devices are required to detect co-channel radio frequency energy (energy detect) and avoid simultaneous transmission.

Unlicensed indoor low-power devices must detect co-channel radio frequency power that is at least -62 dBm or lower. Upon detection of energy in the band, unlicensed low power indoor devices must vacate the channel and stay off the channel if detected radio frequency power is equal to or greater than the threshold (-62 dBm). The -62 dBm (or lower) threshold is referenced to a 0 dBi antenna gain.

To ensure incumbent operations are reliably detected in the band, low power indoor devices must detect RF energy throughout their intended operating channel.

Test Procedure Used

KDB 987594 D02 v01r01

Test Settings

1. Configure the EUT to transmit with a constant duty cycle.
2. Set the operating parameters of the EUT including power level, operating frequency, modulation, and bandwidth.
3. Set the signal analyzer center frequency to the nominal EUT channel center frequency. The span range of the signal analyzer shall be between two times and five times the OBW of the EUT. Connect the output port of the EUT to the signal analyzer 2. Ensure that the attenuator 2 provides enough attenuation to not overload the signal analyzer 2 receiver.
4. Monitoring the signal analyzer 2, verify the EUT is operating and transmitting with the parameters set at step two.
5. Using an AWGN signal source, generate (but do not transmit, i.e., RF OFF) a 10 MHz-wide AWGN signal. Use Table 1 to determine the center frequency of the 10 MHz AWGN signal relative to the EUT's channel bandwidth and center frequency.
6. Set the AWGN signal power to an extremely low level (more than 20 dB below the -62 dBm threshold). Connect the AWGN signal source, via a 3-dB splitter, to the signal analyzer 1 and the EUT as shown in Figure 2.
7. Transmit the AWGN signal (RF ON) and verify its characteristics on the signal analyzer 1.
8. Monitor the signal analyzer 2 to verify if the AWGN signal has been detected and the EUT has ceased transmission. If the EUT continues to transmit, then incrementally increase the AWGN signal power level until the EUT stops transmitting.
9. (Including all losses in the RF paths) Determine and record the AWGN signal power level (at the EUT's antenna port) at which the EUT ceased transmission. Repeat the procedure at least 10 times to verify the EUT can detect an AWGN signal with 90% (or better) level of certainty.
10. Refer to Table 1 of KDB 987594 D02 v01r01 to determine the number of times the detection threshold testing needs to be repeated. If testing is required more than once, then go back to step 5, choose a different center frequency for the AWGN signal, and repeat the process.

FCC ID: A3LSMS938B	MEASUREMENT REPORT		Approved by: Technical Manager
Test Report S/N: 1M2408260069-20.A3L	Test Dates: 09/03/2024 - 10/25/2024	EUT Type: Portable Handset	Page 144 of 184

Test Setup

The EUT and measurement equipment were set up as shown in the diagram below.

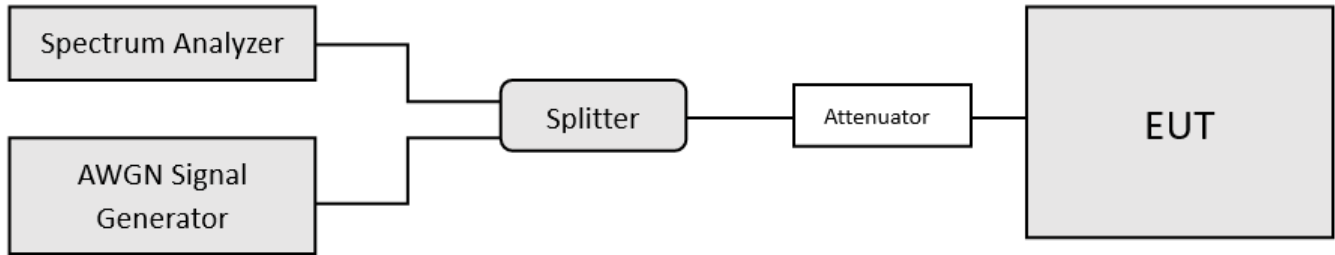


Figure 7-5. Contention-based protocol test setup, conducted method

Test Notes

1. Per guidance from KDB 987594 D02 v01r01, contention based protocol was tested using an AWGN signal with a bandwidth of 10MHz (see Plot 7-631). The amplitude of the signal was increased until detected by the EUT, signaled by the ceasing of transmission (see Plot 7-647), M1 indicates the point at which the AWGN signal is introduced. D1 indicates where the AWGN signal is terminated, at least 10 seconds following M1.
2. 15 trials were run in order to ensure certainty of 90%
3. Per Guidance from KDB 987594 D04 v01, contention based protocol was tested with receiver with the lowest antenna gain.
4. All CBP Timing Plots shown are for the ceased condition. Some spikes that may be shown are from adjacent portions of the spectrum that are still transmitting.

$$\text{Detection Level} = \text{Injected AWGN Power (dBm)} - \text{Antenna Gain (dBi)} + \text{Path Loss (dB)}$$

Equation 7-1. Detection Level Calculation

Band	Channel	Channel Freq [MHz]	Channel BW [MHz]	Incumbent Freq [MHz]	Injected (AWGN) [dBm]	Antenna Gain [dBi]	Path Loss [dB]	Adjusted Power Level [dBm]	Detection Limit [dBm]	Margin [dB]
UNII Band 5	53	6215	20	6215	-75.47	-5.91	1.03	-68.53	-62.0	-6.53
				6110	-73.33	-5.91	1.03	-66.39	-62.0	-4.39
	31	6265	320	6265	-72.96	-5.91	1.03	-66.02	-62.0	-4.02
				6420	-75.31	-5.91	1.03	-68.37	-62.0	-6.37
UNII Band 6	101	6455	20	6455	-78.43	-5.88	1.03	-71.52	-62.0	-9.52
				6270	-78.39	-5.88	1.03	-71.48	-62.0	-9.48
	95	6425	320	6425	-77.41	-5.88	1.03	-70.50	-62.0	-8.50
				6580	-78.79	-5.88	1.03	-71.88	-62.0	-9.88
UNII Band 7	149	6695	20	6695	-77.72	-6.52	1.03	-70.17	-62.0	-8.17
				6590	-76.37	-6.52	1.03	-68.82	-62.0	-6.82
	159	6745	320	6745	-80.17	-6.52	1.03	-72.62	-62.0	-10.62
				6900	-77.21	-6.52	1.03	-69.66	-62.0	-7.66
UNII Band 8	197	6935	20	6935	-76.89	-6.50	1.03	-69.36	-62.0	-7.36
				6750	-76.22	-6.50	1.03	-68.69	-62.0	-6.69
	191	6905	320	6905	-80.78	-6.50	1.03	-73.25	-62.0	-11.25
				7060	-75.93	-6.50	1.03	-68.40	-62.0	-6.40

Table 7-73. Contention Based Protocol – Incumbent Detection Results

FCC ID: A3LSMS938B	MEASUREMENT REPORT		Approved by: Technical Manager
Test Report S/N: 1M2408260069-20.A3L	Test Dates: 09/03/2024 - 10/25/2024	EUT Type: Portable Handset	Page 145 of 184

Band	Channel	Channel Freq [MHz]	Channel BW [MHz]	Incumbent Freq [MHz]	Antenna Gain [dBi]	EUT Transmission Status			Detection Limit [dBm]	Margin [dB]
						Adjusted AWGN Power (dBm)				
						Normal	Minimal	Ceased		
UNII Band 5	53	6215	20	6215	-5.91	-69.00	-67.90	-67.11	-62.0	-5.11
				6190	-5.91	-67.10	-65.89	-64.97	-62.0	-2.97
	31	6265	320	6265	-5.91	-66.81	-65.48	-64.60	-62.0	-2.60
				6340	-5.91	-69.30	-67.89	-66.95	-62.0	-4.95
UNII Band 6	101	6455	20	6455	-5.88	-70.26	-69.27	-68.53	-62.0	-6.53
				6350	-5.88	-70.43	-69.38	-68.49	-62.0	-6.49
	95	6425	320	6425	-5.88	-69.71	-68.50	-67.51	-62.0	-5.51
				6500	-5.88	-70.91	-69.81	-68.89	-62.0	-6.89
UNII Band 7	149	6695	20	6695	-6.52	-67.64	-66.28	-65.59	-62.0	-3.59
				6670	-6.52	-66.16	-64.76	-64.24	-62.0	-2.24
	159	6745	320	6745	-6.52	-69.54	-68.54	-68.04	-62.0	-6.04
				6820	-6.52	-66.51	-65.52	-65.08	-62.0	-3.08
UNII Band 8	197	6935	20	6935	-6.50	-65.16	-63.96	-63.16	-62.0	-1.16
				6830	-6.50	-64.23	-63.12	-62.49	-62.0	-0.49
	191	6905	320	6905	-6.50	-68.35	-67.27	-67.05	-62.0	-5.05
				6980	-6.50	-63.90	-62.60	-62.20	-62.0	-0.20

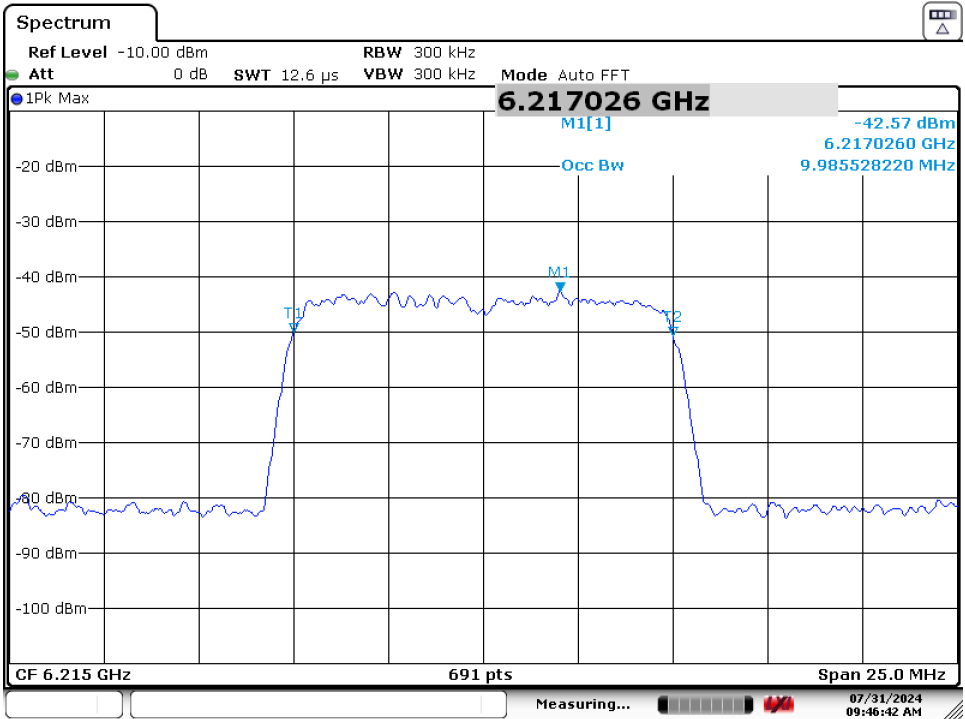
Table 7-74. Contention Based Protocol – Detection Results – All Tx Cases

Band	Channel	Channel Freq [MHz]	Channel BW [MHz]	Incumbent Freq [MHz]	1	2	3	4	5	6	7	8	9	10	11	12	13	14	15	Detection Rate (%)
UNII Band 5	53	6215	20	6215	1	1	1	1	1	1	1	1	1	1	1	1	1	1	1	100
				6190	1	1	1	1	1	1	1	1	1	1	1	1	1	1	1	100
	31	6265	320	6265	1	1	1	1	1	1	1	1	1	1	1	1	1	1	1	100
				6340	1	1	1	1	1	1	1	1	1	1	1	1	1	1	1	100
UNII Band 6	101	6455	20	6455	1	1	1	1	1	1	1	1	1	1	1	1	1	1	1	100
				6350	1	1	1	1	1	1	1	1	1	1	1	1	1	1	1	100
	95	6425	320	6425	1	1	1	1	1	1	1	1	1	1	1	1	1	1	1	100
				6500	1	1	1	1	1	1	1	1	1	1	1	1	1	1	1	100
UNII Band 7	149	6695	20	6695	1	1	1	1	1	1	1	1	1	1	1	1	1	1	1	100
				6670	1	1	1	1	1	1	1	1	1	1	1	1	1	1	1	100
	159	6745	320	6745	1	1	1	1	1	1	1	1	1	1	1	1	1	1	1	100
				6820	1	1	1	1	1	1	1	1	1	1	1	1	1	1	1	100
UNII Band 8	197	6935	20	6935	1	1	1	1	1	1	1	1	1	1	1	1	1	1	1	100
				6830	1	1	1	1	1	1	1	1	1	1	1	1	1	1	1	100
	191	6905	320	6905	1	1	1	1	1	1	1	1	1	1	1	1	1	1	1	100
				6980	1	1	1	1	1	1	1	1	1	1	1	1	1	1	1	100

Table 7-75. Contention Based Protocol – Incumbent Detection Trial Results

FCC ID: A3LSMS938B	MEASUREMENT REPORT		Approved by: Technical Manager
Test Report S/N: 1M2408260069-20.A3L	Test Dates: 09/03/2024 - 10/25/2024	EUT Type: Portable Handset	Page 146 of 184

7.7.1 AWGN Plots

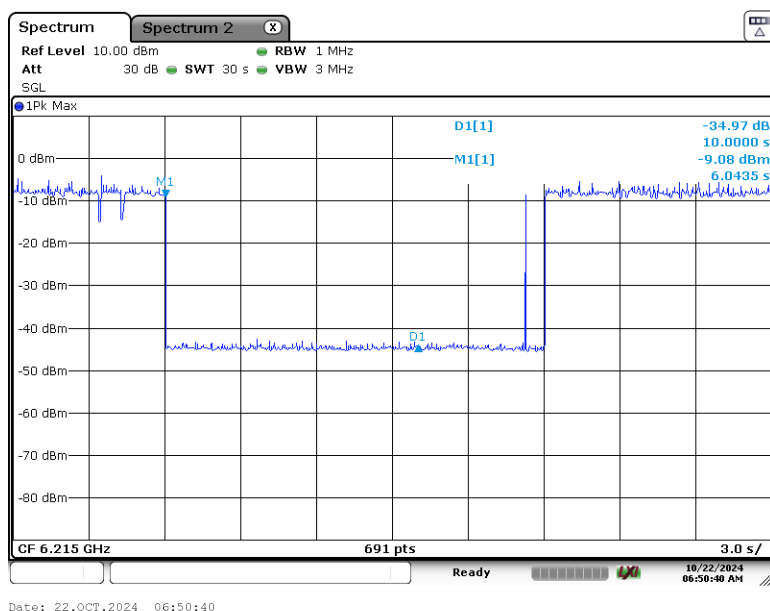


Date: 31.JUL.2024 09:46:42

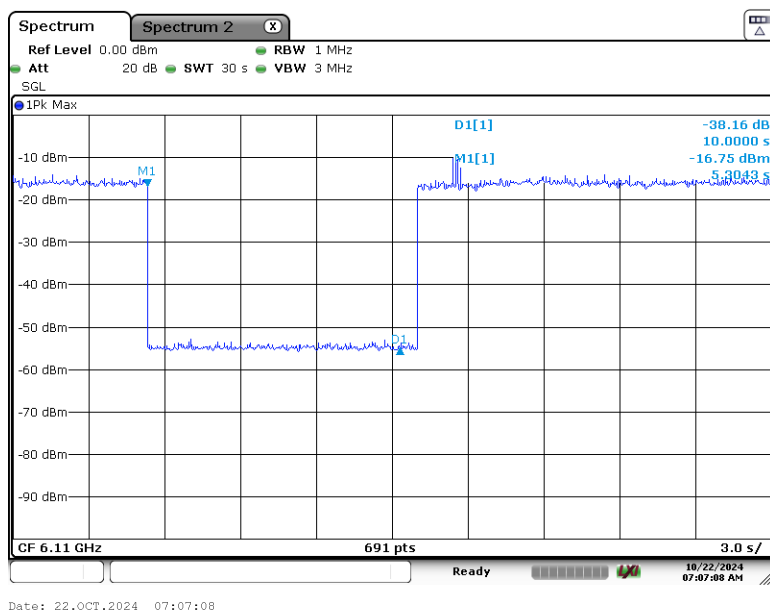
Plot 7-148. AWGN Signal (Demonstration)

FCC ID: A3LSMS938B	MEASUREMENT REPORT		Approved by: Technical Manager
Test Report S/N: 1M2408260069-20.A3L	Test Dates: 09/03/2024 - 10/25/2024	EUT Type: Portable Handset	Page 147 of 184

7.7.2 CBP Timing Plots

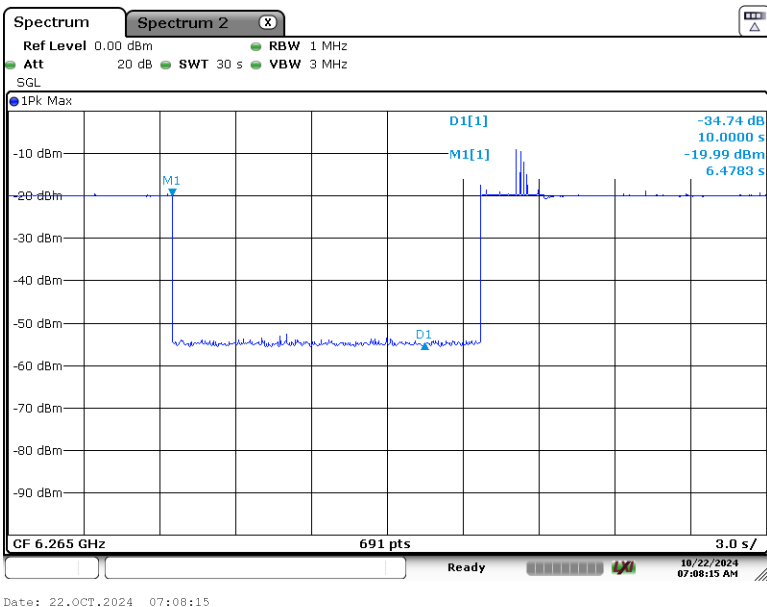


Plot 7-149. Contention Based Protocol Timing Plot (20MHz (UNII Band 5) – Ch. 53)

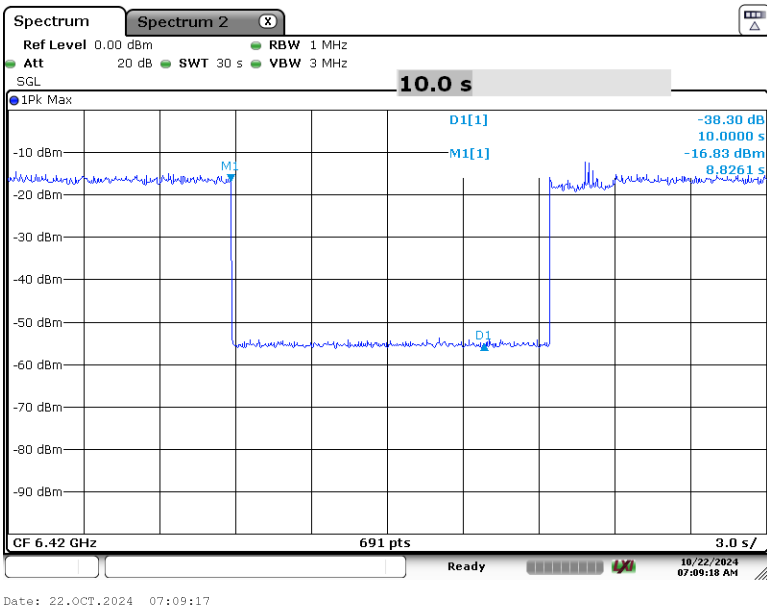


Plot 7-150. Contention Based Protocol Timing Plot (320MHz (UNII Band 5) – Ch. 31 Low)

FCC ID: A3LSMS938B	MEASUREMENT REPORT		Approved by: Technical Manager
Test Report S/N: 1M2408260069-20.A3L	Test Dates: 09/03/2024 - 10/25/2024	EUT Type: Portable Handset	Page 148 of 184

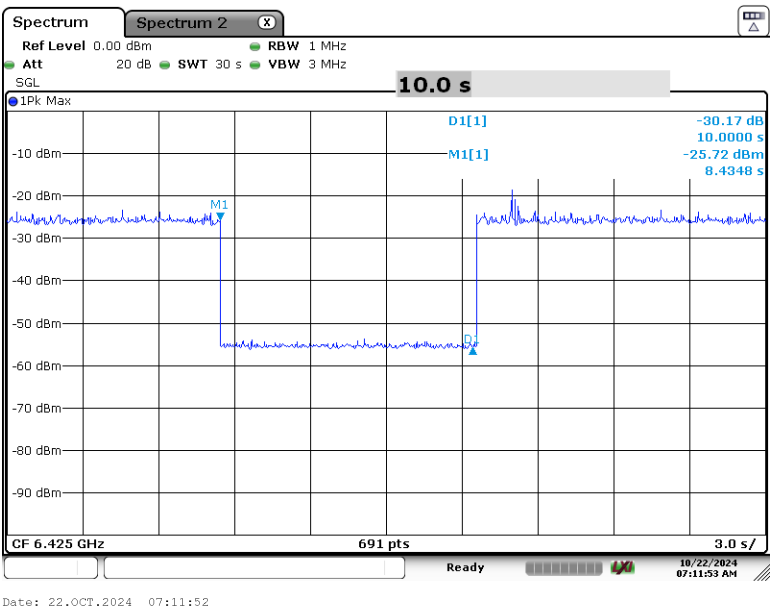


Plot 7-151. Contention Based Protocol Timing Plot (320MHz (UNII Band 5) – Ch. 31 Mid)

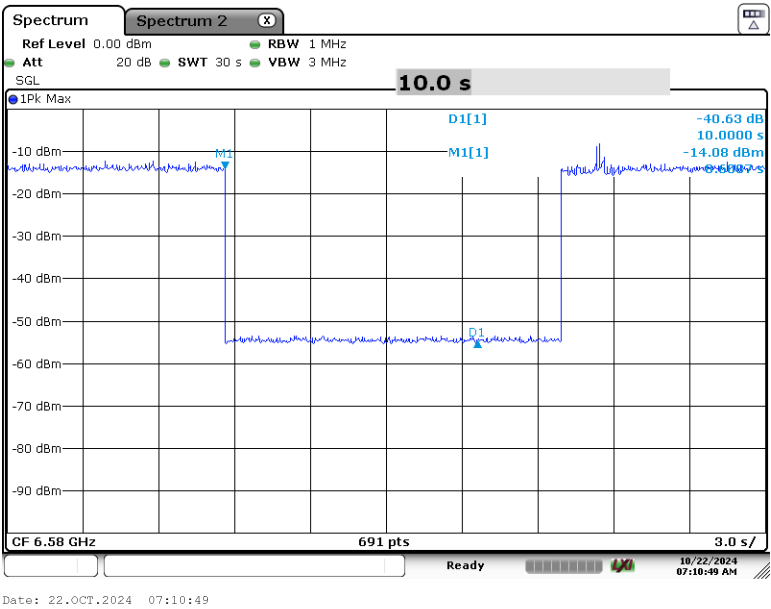


Plot 7-152. Contention Based Protocol Timing Plot (320MHz (UNII Band 5) – Ch. 31 High)

FCC ID: A3LSMS938B	MEASUREMENT REPORT		Approved by: Technical Manager
Test Report S/N: 1M2408260069-20.A3L	Test Dates: 09/03/2024 - 10/25/2024	EUT Type: Portable Handset	Page 149 of 184

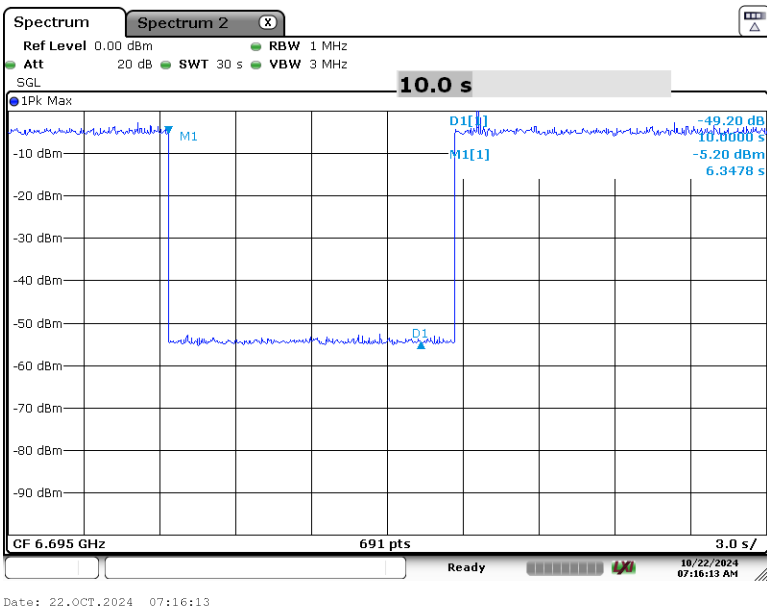


Plot 7-155. Contention Based Protocol Timing Plot (320MHz (UNII Band 6) – Ch. 95 Mid)

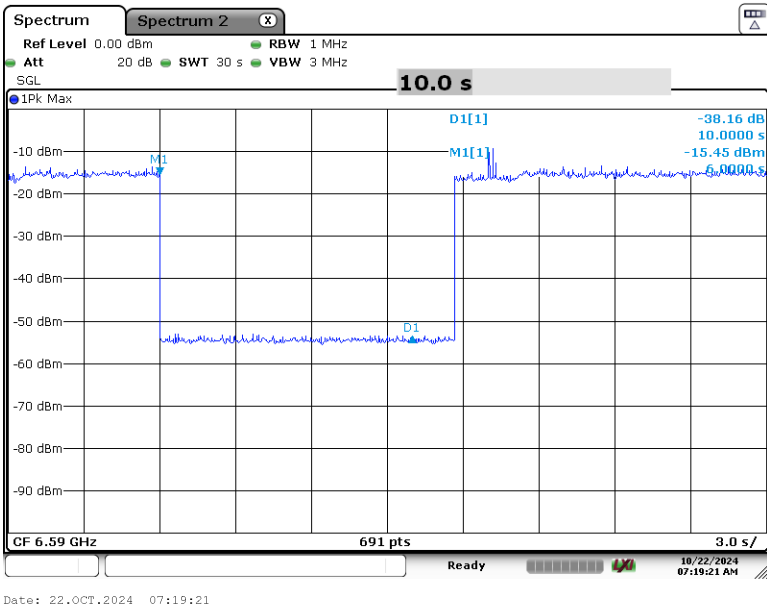


Plot 7-156. Contention Based Protocol Timing Plot (320MHz (UNII Band 6) – Ch. 95 High)

FCC ID: A3LSMS938B	MEASUREMENT REPORT		Approved by: Technical Manager
Test Report S/N: 1M2408260069-20.A3L	Test Dates: 09/03/2024 - 10/25/2024	EUT Type: Portable Handset	Page 151 of 184

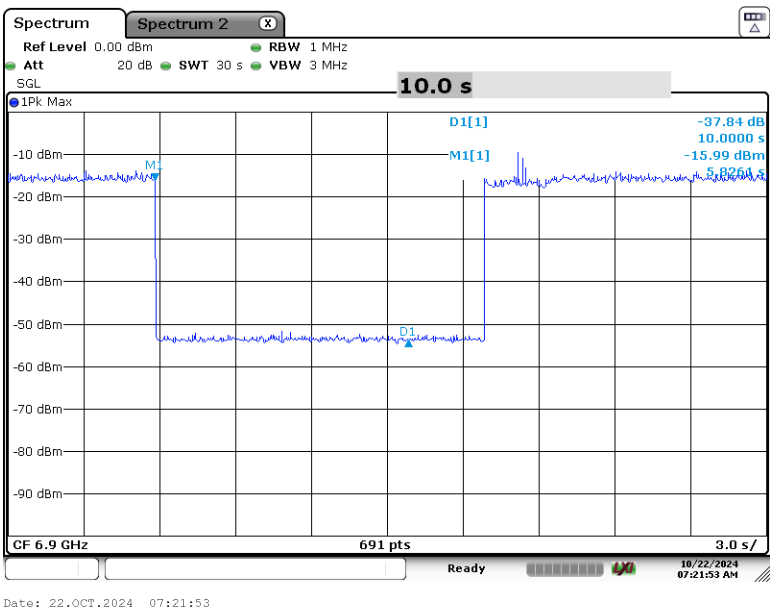


Plot 7-157. Contention Based Protocol Timing Plot (20MHz (UNII Band 7) – Ch. 149)

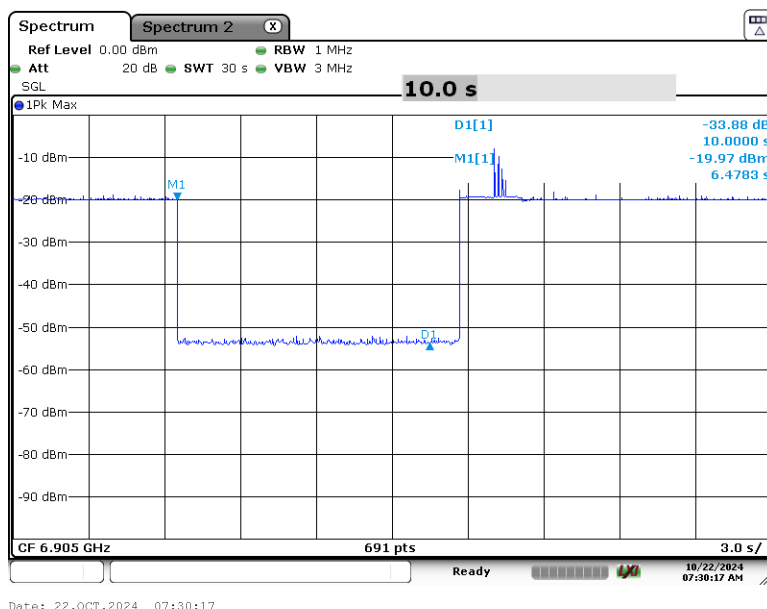


Plot 7-158. Contention Based Protocol Timing Plot (320MHz (UNII Band 7) – Ch. 159 Low)

FCC ID: A3LSMS938B	MEASUREMENT REPORT		Approved by: Technical Manager
Test Report S/N: 1M2408260069-20.A3L	Test Dates: 09/03/2024 - 10/25/2024	EUT Type: Portable Handset	Page 152 of 184



FCC ID: A3LSMS938B	MEASUREMENT REPORT		Approved by: Technical Manager
Test Report S/N: 1M2408260069-20.A3L	Test Dates: 09/03/2024 - 10/25/2024	EUT Type: Portable Handset	Page 153 of 184



Plot 7-163. Contention Based Protocol Timing Plot (320MHz (UNII Band 8) – Ch. 191 Mid)

Plot 7-164. Contention Based Protocol Timing Plot (320MHz (UNII Band 8) – Ch. 191 High)