

APPENDIX B: SAR DIPOLE VERIFICATION PLOTS

ELEMENT

DUT: Dipole 13.0 MHz; Type: CLA-13 - SN1002

Communication System: UID: 0, CW; Frequency: 13.0 MHz
Medium: 30 Head; Medium parameters used:
f = 13.0 MHz; cond = 0.725 S/m; perm = 53.2; density = 1000 kg/m³
Phantom Section: Flat; Space: 0 mm

Test Date: 10/14/2023; Ambient Temp: 22.5°C; Tissue Temp: 22.5°C

Probe: EX3DV4 - SN7417; ConvF:(18.67,18.67,18.67); 2023-02-08
Sensor-Surface: 1.4mm (VMS + 6p)
Electronics: DAE4 Sn665; 2023-02-15
Phantom: ELI V8.0 (20deg probe tilt); Serial: 2077
Measurement SW: DASY Module SAR V16.2.0.1425

13.0 MHz System Verification at 30.0 dBm (1000 mW)

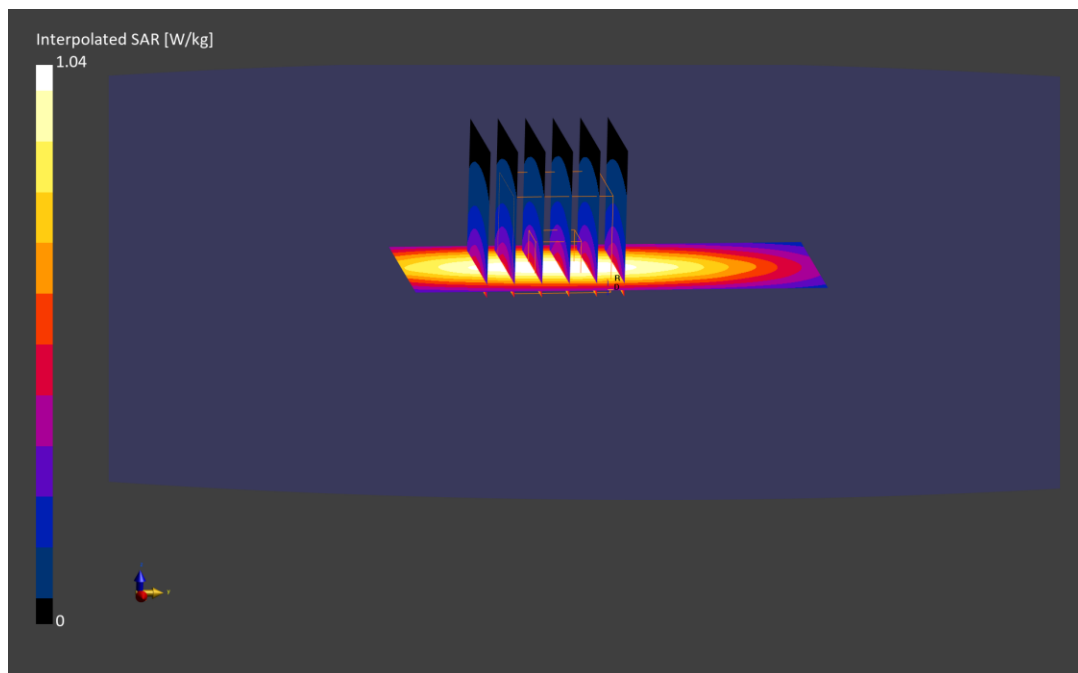
Area Scan (40.0 x 90.0): Measurement grid: dx=10.0 mm, dy=15.0 mm

Zoom Scan (30.0 x 30.0 x 30.0): Measurement grid: dx=6.0 mm, dy=6.0 mm, dz=1.5 mm; Graded Ratio: 1.5

Peak SAR (extrapolated) = 1.04 W/kg

SAR(1 g) = 0.508 W/kg; SAR(10 g) = 0.314 W/kg

Deviation (1 g) = -2.87%; Deviation (10 g) = -3.98%



ELEMENT

DUT: D750V3 - SN1003; Type: D750V3; Serial: SN1003

Communication System: UID 0, CW; Frequency: 750 MHz; Duty Cycle: 1:1

Medium: 750 Head Medium parameters used:

$f = 750 \text{ MHz}$; $\sigma = 0.895 \text{ S/m}$; $\epsilon_r = 43.095$; $\rho = 1000 \text{ kg/m}^3$

Phantom section: Flat Section; Space: 1.5 cm

Test Date: 09/18/2023; Ambient Temp: 22.8°C; Tissue Temp: 22.9°C

Probe: EX3DV4 - SN7402; ConvF(10.21, 10.21, 10.21) @ 750 MHz; Calibrated: 5/10/2023

Sensor-Surface: 1.4mm (Mechanical Surface Detection)

Electronics: DAE4 Sn1502; Calibrated: 6/27/2023

Phantom: Twin-SAM V5.0; Type: QD 000 P40 CD; Serial: 1626

Measurement SW: DASY52, Version 52.10 (4);SEMCAD X Version 14.6.14 (7501)

750 MHz System Verification at 23.0 dBm (200 mW)

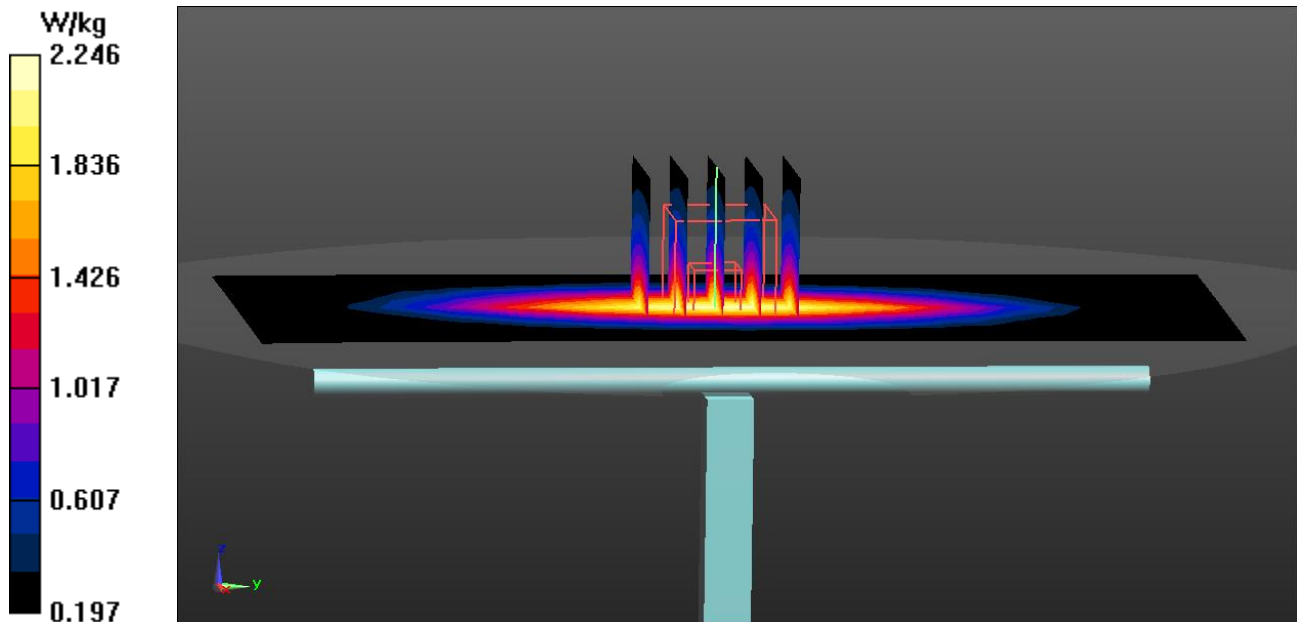
Area Scan (7x15x1): Measurement grid: dx=15mm, dy=15mm

Zoom Scan (5x5x7)/Cube 0: Measurement grid: dx=8mm, dy=8mm, dz=5mm

Peak SAR (extrapolated) = 2.53 W/kg

SAR(1 g) = 1.68 W/kg; SAR(10 g) = 1.11 W/kg

Deviation(1 g) = -0.94%; Deviation(10 g) = -0.18%



ELEMENT

DUT: D750V3 - SN1003; Type: D750V3; Serial: SN1003

Communication System: UID 0, CW; Frequency: 750 MHz; Duty Cycle: 1:1

Medium: 750 Head Medium parameters used:

$f = 750 \text{ MHz}$; $\sigma = 0.875 \text{ S/m}$; $\epsilon_r = 42.539$; $\rho = 1000 \text{ kg/m}^3$

Phantom section: Flat Section; Space: 1.5 cm

Test Date: 09/25/2023; Ambient Temp: 21.1°C; Tissue Temp: 20.9°C

Probe: EX3DV4 - SN7402; ConvF(10.21, 10.21, 10.21) @ 750 MHz; Calibrated: 5/10/2023

Sensor-Surface: 1.4mm (Mechanical Surface Detection)

Electronics: DAE4 Sn1502; Calibrated: 6/27/2023

Phantom: Twin-SAM V5.0; Type: QD 000 P40 CD; Serial: 1626

Measurement SW: DASY52, Version 52.10 (4);SEMCAD X Version 14.6.14 (7501)

750 MHz System Verification at 23.0 dBm (200 mW)

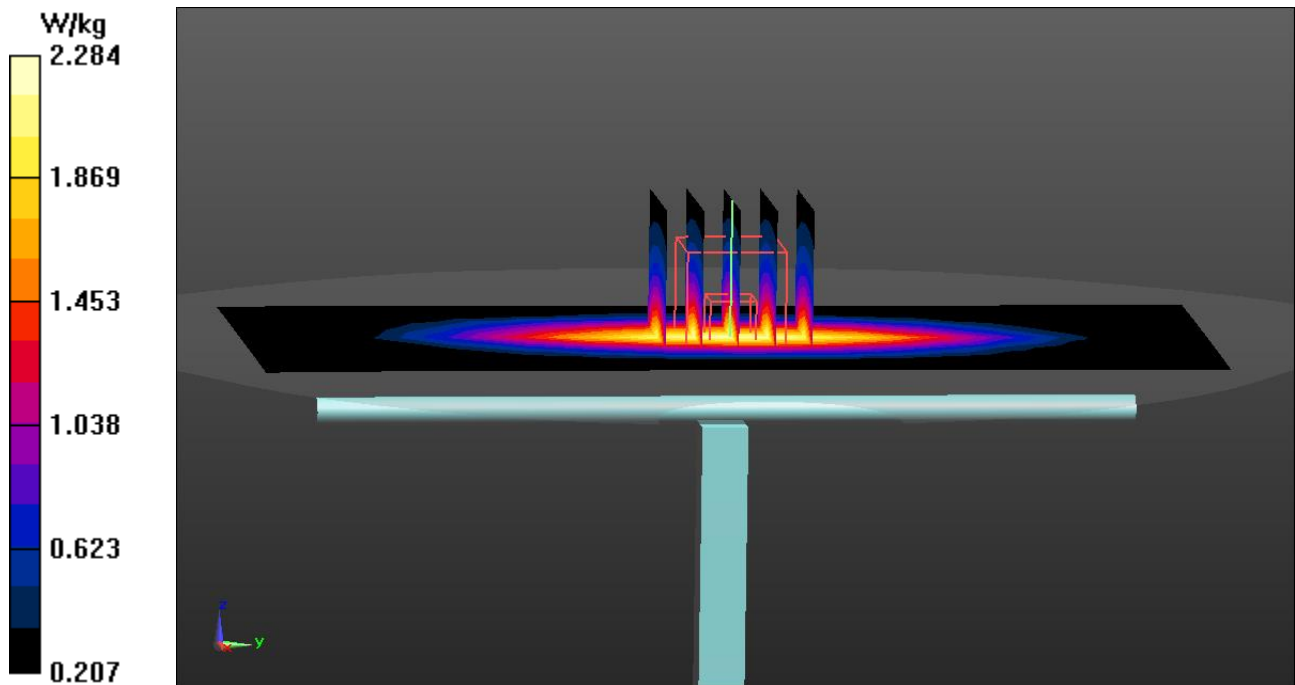
Area Scan (7x15x1): Measurement grid: dx=15mm, dy=15mm

Zoom Scan (5x5x7)/Cube 0: Measurement grid: dx=8mm, dy=8mm, dz=5mm

Peak SAR (extrapolated) = 2.57 W/kg

SAR(1 g) = 1.71 W/kg; SAR(10 g) = 1.12 W/kg

Deviation(1 g) = 0.83%; Deviation(10 g) = 0.72%



ELEMENT

DUT: D750V3 - SN1003; Type: D750V3; Serial: SN1003

Communication System: UID 0, CW; Frequency: 750 MHz; Duty Cycle: 1:1

Medium: 750 Head Medium parameters used:

$f = 750 \text{ MHz}$; $\sigma = 0.874 \text{ S/m}$; $\epsilon_r = 42.567$; $\rho = 1000 \text{ kg/m}^3$

Phantom section: Flat Section; Space: 1.5 cm

Test Date: 10/09/2023; Ambient Temp: 23.3°C; Tissue Temp: 23.0°C

Probe: EX3DV4 - SN7402; ConvF(10.21, 10.21, 10.21) @ 750 MHz; Calibrated: 5/10/2023

Sensor-Surface: 1.4mm (Mechanical Surface Detection)

Electronics: DAE4 Sn1502; Calibrated: 6/27/2023

Phantom: Twin-SAM V5.0; Type: QD 000 P40 CD; Serial: 1626

Measurement SW: DASY52, Version 52.10 (4);SEMCAD X Version 14.6.14 (7501)

750 MHz System Verification at 23.0 dBm (200 mW)

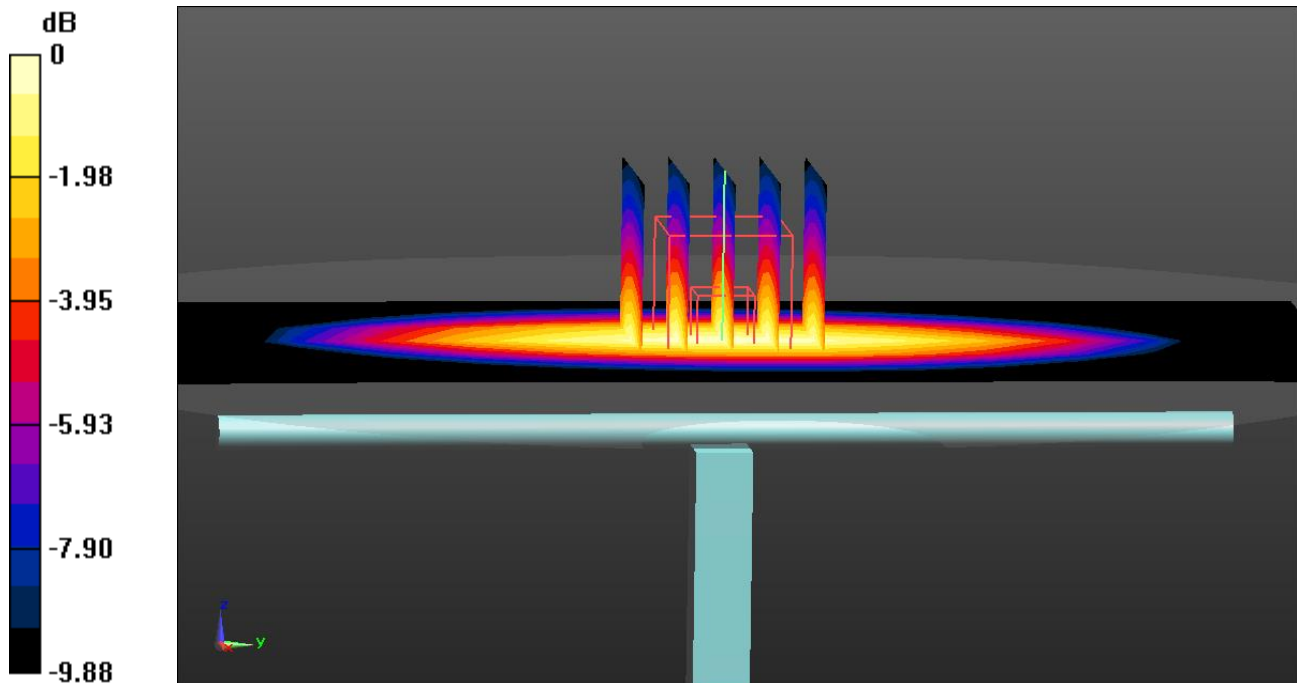
Area Scan (7x15x1): Measurement grid: dx=15mm, dy=15mm

Zoom Scan (5x5x7)/Cube 0: Measurement grid: dx=8mm, dy=8mm, dz=5mm

Peak SAR (extrapolated) = 2.50 W/kg

SAR(1 g) = 1.7 W/kg; SAR(10 g) = 1.14 W/kg

Deviation(1 g) = 0.24%; Deviation(10 g) = 2.52%



0 dB = 2.24 W/kg = 3.50 dBW/kg

ELEMENT

DUT: Dipole 750.0 MHz; Type: D750V3 - SN1046

Communication System: UID: 0, CW; Frequency: 750.0 MHz
Medium: 750 Head; Medium parameters used:
f = 750.0 MHz; cond = 0.886 S/m; perm = 40.6; density = 1000 kg/m³
Phantom Section: Flat; Space: 15 mm

Test Date: 10/11/2023; Ambient Temp:19.0°C; Tissue Temp: 19.5°C

Probe: EX3DV4 - SN7640; ConvF:(10.91,10.91,10.91); 2023-02-10
Sensor-Surface: 1.4mm (All points)
Electronics: DAE4 Sn1645; 2023-02-16
Phantom: Twin-SAM V5.0 (30deg probe tilt); Serial: 1868
Measurement SW: DASY Module SAR V16.2.0.1425

750.0 MHz System Verification at 23.0 dBm (200 mW)

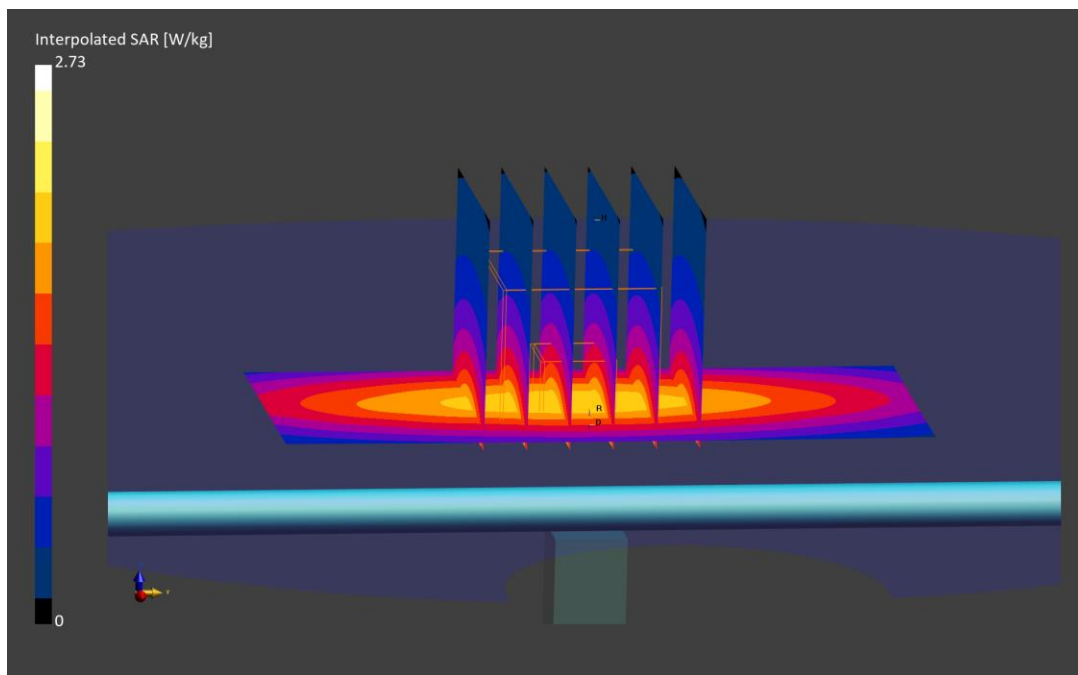
Area Scan (40.0 x 90.0): Measurement grid: dx=10.0 mm, dy=15.0 mm

Zoom Scan (30.0 x 30.0 x 30.0): Measurement grid: dx=6.0 mm, dy=6.0 mm, dz=1.5 mm; Graded Ratio: 1.5

Peak SAR (extrapolated) = 2.73 W/kg

SAR(1 g) = 1.74 W/kg; SAR(10 g) = 1.15 W/kg

Deviation (1 g) = 0.12%; Deviation (10 g) = 0.88%



ELEMENT

DUT: D750V3 - SN1003; Type: D750V3; Serial: SN1003

Communication System: UID 0, CW; Frequency: 750 MHz; Duty Cycle: 1:1

Medium: 750 Head Medium parameters used:

$f = 750 \text{ MHz}$; $\sigma = 0.878 \text{ S/m}$; $\epsilon_r = 40.045$; $\rho = 1000 \text{ kg/m}^3$

Phantom section: Flat Section; Space: 1.5 cm

Test Date: 10/11/2023; Ambient Temp: 23.4°C; Tissue Temp: 23°C

Probe: EX3DV4 - SN7402; ConvF(10.21, 10.21, 10.21) @ 750 MHz; Calibrated: 5/10/2023

Sensor-Surface: 1.4mm (Mechanical Surface Detection)

Electronics: DAE4 Sn1502; Calibrated: 6/27/2023

Phantom: Twin-SAM V5.0; Type: QD 000 P40 CD; Serial: 1626

Measurement SW: DASY52, Version 52.10 (4);SEMCAD X Version 14.6.14 (7501)

750 MHz System Verification at 23.0 dBm (200 mW)

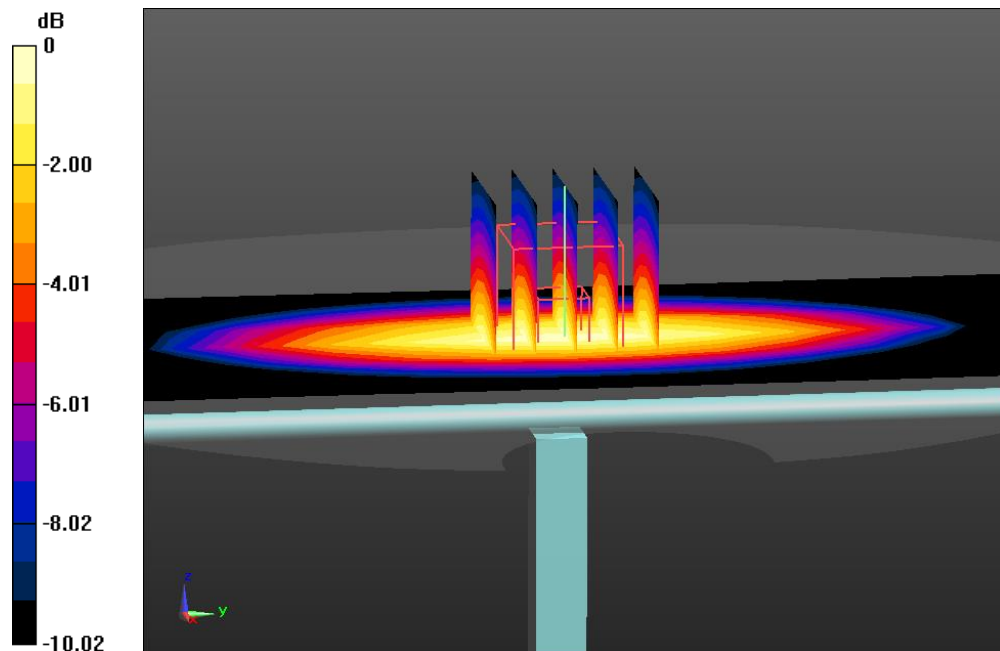
Area Scan (7x15x1): Measurement grid: dx=15mm, dy=15mm

Zoom Scan (5x5x7)/Cube 0: Measurement grid: dx=8mm, dy=8mm, dz=5mm

Peak SAR (extrapolated) = 2.49 W/kg

SAR(1 g) = 1.66 W/kg; SAR(10 g) = 1.11 W/kg

Deviation(1 g) = -2.12%; Deviation(10 g) = -0.18%



0 dB = 2.21 W/kg = 3.44 dBW/kg

ELEMENT

DUT: Dipole 750.0 MHz; Type: D750V3 - SN1046

Communication System: UID: 0, CW; Frequency: 750.0 MHz
Medium: 750 Head; Medium parameters used:
f = 750.0 MHz; cond = 0.906 S/m; perm = 41.2; density = 1000 kg/m³
Phantom Section: Flat; Space: 15 mm

Test Date: 10/12/2023; Ambient Temp: 21.5°C; Tissue Temp: 19.8°C

Probe: EX3DV4 - SN7640; ConvF:(10.91,10.91,10.91); 2023-02-10
Sensor-Surface: 1.4mm (All points)
Electronics: DAE4 Sn1645; 2023-02-16
Phantom: Twin-SAM V5.0 (30deg probe tilt); Serial: 1868
Measurement SW: DASY Module SAR V16.2.0.1425

750.0 MHz System Verification at 23.0 dBm (200 mW)

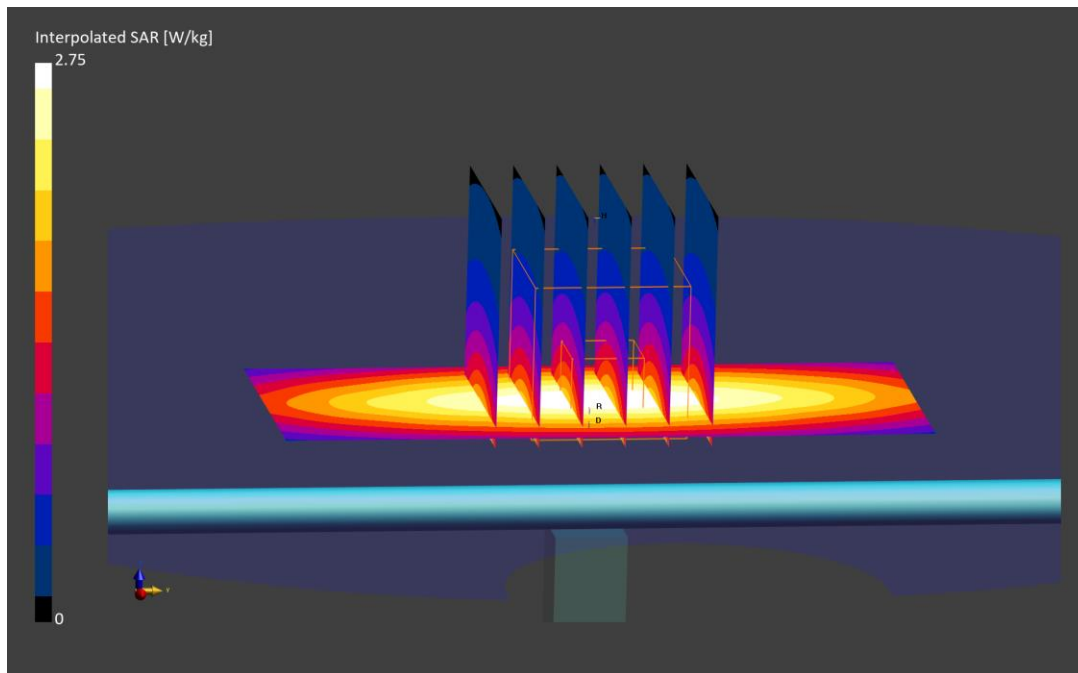
Area Scan (40.0 x 90.0): Measurement grid: dx=10.0 mm, dy=15.0 mm

Zoom Scan (30.0 x 30.0 x 30.0): Measurement grid: dx=6.0 mm, dy=6.0 mm, dz=1.5 mm; Graded Ratio: 1.5

Peak SAR (extrapolated) = 2.75 W/kg

SAR(1 g) = 1.76 W/kg; SAR(10 g) = 1.15 W/kg

Deviation (1 g) = 1.27%; Deviation (10 g) = 0.88%



ELEMENT

DUT: Dipole 750.0 MHz; Type: D750V3 - SN1046

Communication System: UID: 0, CW; Frequency: 750.0 MHz
Medium: 750 Head; Medium parameters used:
f = 750.0 MHz; cond = 0.921 S/m; perm = 40.5; density = 1000 kg/m³
Phantom Section: Flat; Space: 15 mm

Test Date: 10/16/2023; Ambient Temp: 22.1°C; Tissue Temp: 21.3°C

Probe: EX3DV4 - SN7640; ConvF:(10.91,10.91,10.91); 2023-02-10
Sensor-Surface: 1.4mm (All points)
Electronics: DAE4 Sn1645; 2023-02-16
Phantom: Twin-SAM V5.0 (30deg probe tilt); Serial: 1868
Measurement SW: DASY Module SAR V16.2.0.1425

750.0 MHz System Verification at 23.0 dBm (200 mW)

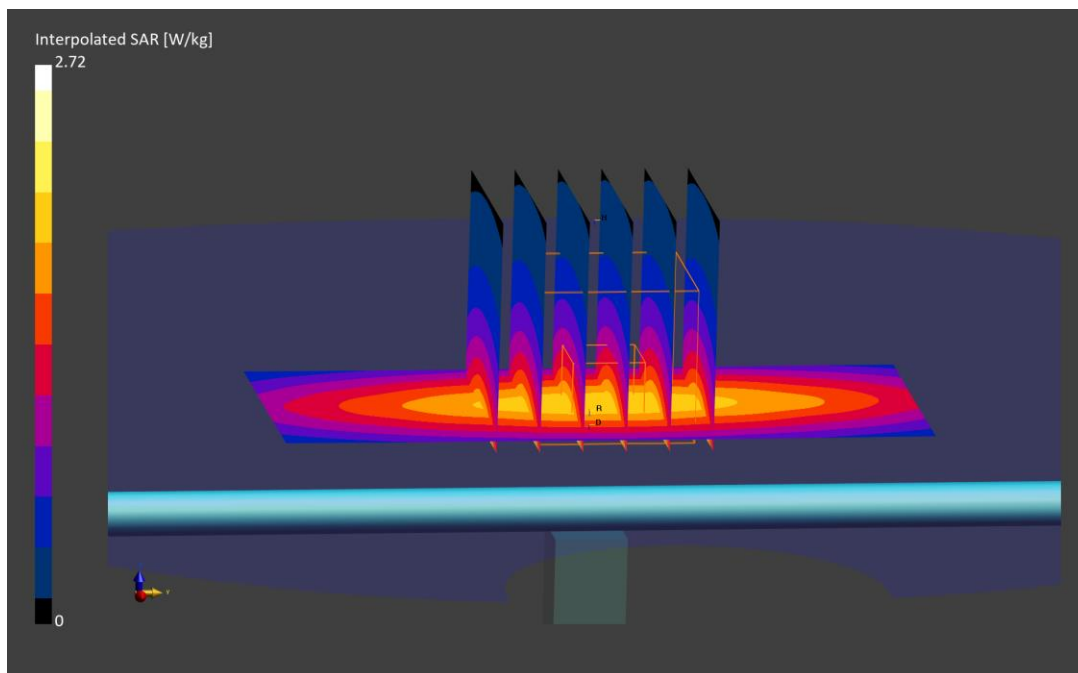
Area Scan (40.0 x 90.0): Measurement grid: dx=10.0 mm, dy=15.0 mm

Zoom Scan (30.0 x 30.0 x 30.0): Measurement grid: dx=6.0 mm, dy=6.0 mm, dz=1.5 mm; Graded Ratio: 1.5

Peak SAR (extrapolated) = 2.72 W/kg

SAR(1 g) = 1.73 W/kg; SAR(10 g) = 1.13 W/kg

Deviation (1 g) = -0.46%; Deviation (10 g) = -0.88%



ELEMENT

DUT: Dipole 750.0 MHz; Type: D750V3 - SN1046

Communication System: UID: 0, CW; Frequency: 750.0 MHz
Medium: 750 Head; Medium parameters used:
f = 750.0 MHz; cond = 0.897 S/m; perm = 43.4; density = 1000 kg/m³
Phantom Section: Flat; Space: 15 mm

Test Date: 10/18/2023; Ambient Temp: 22.3°C; Tissue Temp: 22.2°C

Probe: EX3DV4 - SN7491; ConvF:(9.91,9.91,9.91); 2023-06-08
Sensor-Surface: 1.4mm (VMS + 6p)
Electronics: DAE4 Sn1532; 2023-06-15
Phantom: Twin-SAM V5.0 (30deg probe tilt); Serial: 1797
Measurement SW: DASY Module SAR V16.2.0.1425

750.0 MHz System Verification at 23.0 dBm (200 mW)

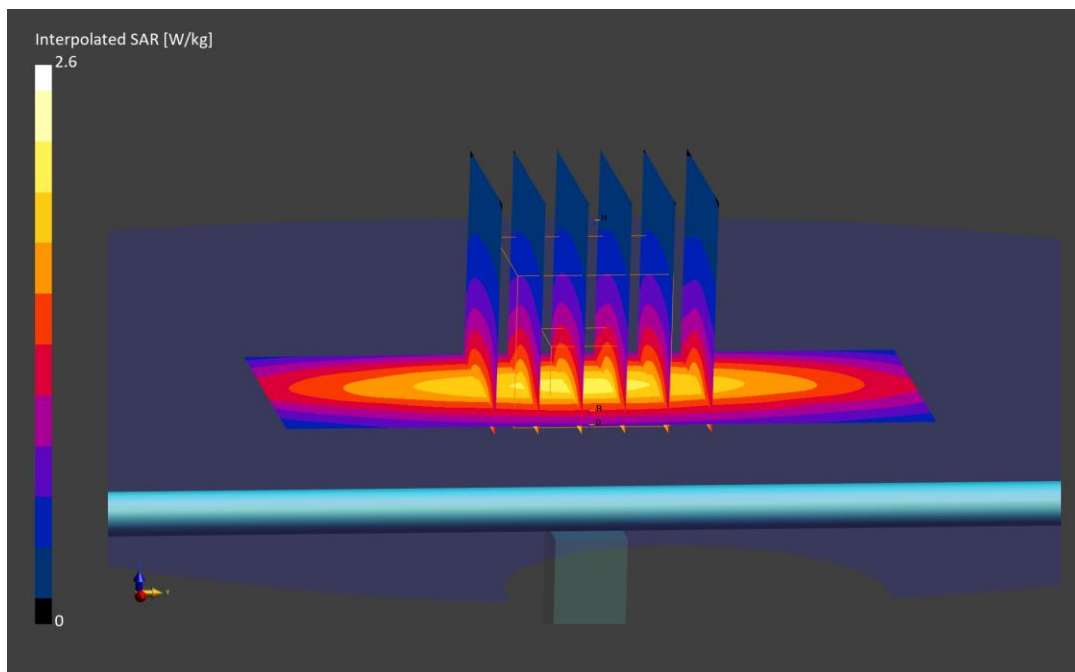
Area Scan (40.0 x 90.0): Measurement grid: dx=10.0 mm, dy=15.0 mm

Zoom Scan (30.0 x 30.0 x 30.0): Measurement grid: dx=6.0 mm, dy=6.0 mm, dz=1.5 mm; Graded Ratio: 1.5

Peak SAR (extrapolated) = 2.60 W/kg

SAR(1 g) = 1.73 W/kg; SAR(10 g) = 1.14 W/kg

Deviation (1 g) = -0.46%; Deviation (10 g) = 0.00%



ELEMENT

DUT: Dipole 750.0 MHz; Type: D750V3 - SN1046

Communication System: UID: 0, CW; Frequency: 750.0 MHz
Medium: 750 Head; Medium parameters used:
f = 750.0 MHz; cond = 0.923 S/m; perm = 42.2; density = 1000 kg/m³
Phantom Section: Flat; Space: 15 mm

Test Date: 10/27/2023; Ambient Temp: 22.5°C; Tissue Temp: 22.1°C

Probe: EX3DV4 - SN7640; ConvF:(10.91,10.91,10.91); 2023-02-10
Sensor-Surface: 1.4mm (VMS + 6p)
Electronics: DAE4 Sn1645; 2023-02-16
Phantom: Twin-SAM V5.0 (30deg probe tilt); Serial: 1868
Measurement SW: DASY Module SAR V16.2.0.1425

750.0 MHz System Verification at 23.0 dBm (200 mW)

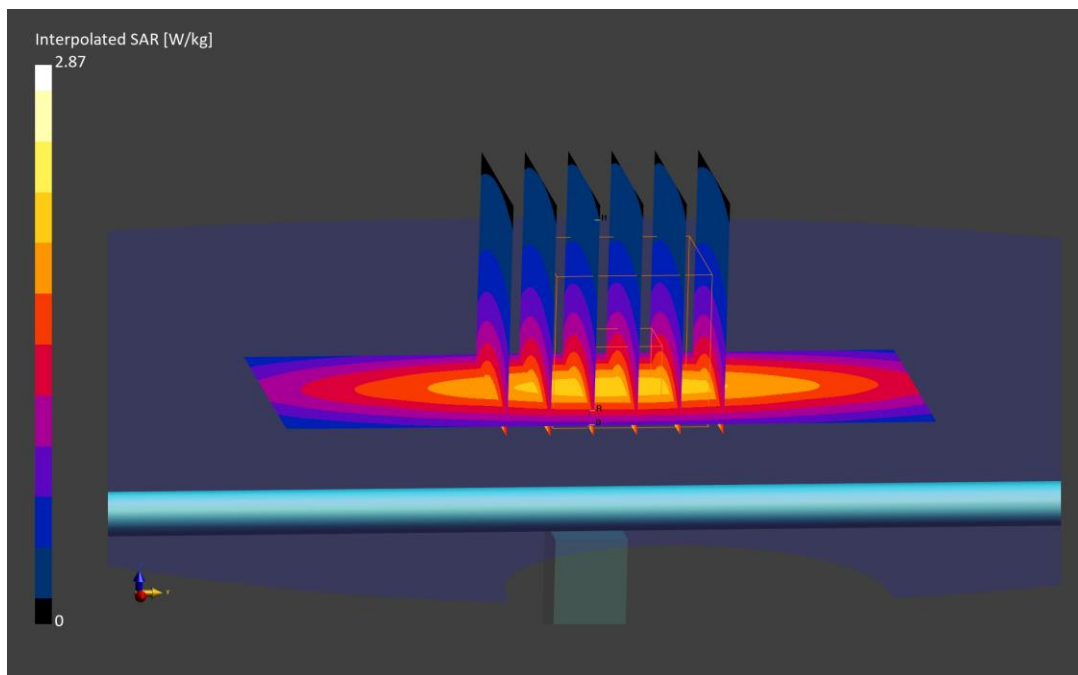
Area Scan (40.0 x 90.0): Measurement grid: dx=10.0 mm, dy=15.0 mm

Zoom Scan (30.0 x 30.0 x 30.0): Measurement grid: dx=6.0 mm, dy=6.0 mm, dz=1.5 mm; Graded Ratio: 1.5

Peak SAR (extrapolated) = 2.87 W/kg

SAR(1 g) = 1.80 W/kg; SAR(10 g) = 1.17 W/kg

Deviation (1 g) = 3.57%; Deviation (10 g) = 2.63%



ELEMENT

DUT: D835V2 - SN4d180; Type: D835V2; Serial: SN4d180

Communication System: UID 0, CW; Frequency: 835 MHz; Duty Cycle: 1:1

Medium: 835 Head Medium parameters used:

$f = 835 \text{ MHz}$; $\sigma = 0.876 \text{ S/m}$; $\epsilon_r = 40.711$; $\rho = 1000 \text{ kg/m}^3$

Phantom section: Flat Section; Space: 1.5 cm

Test Date: 09/14/2023; Ambient Temp: 21.8°C; Tissue Temp: 22.5°C

Probe: EX3DV4 - SN7402; ConvF(9.84, 9.84, 9.84) @ 835 MHz; Calibrated: 5/10/2023

Sensor-Surface: 1.4mm (Mechanical Surface Detection)

Electronics: DAE4 Sn1502; Calibrated: 6/27/2023

Phantom: Twin-SAM V5.0; Type: QD 000 P40 CD; Serial: 1626

Measurement SW: DASY52, Version 52.10 (4);SEMCAD X Version 14.6.14 (7501)

835 MHz System Verification at 23.0 dBm (200 mW)

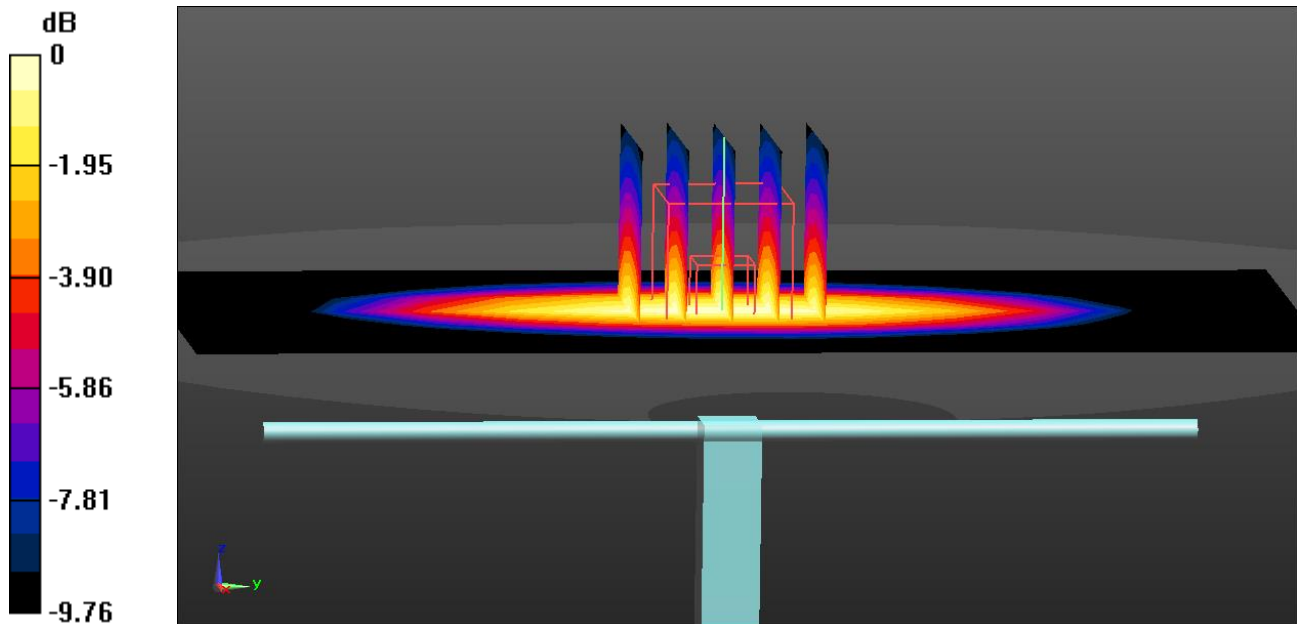
Area Scan (7x14x1): Measurement grid: dx=15mm, dy=15mm

Zoom Scan (5x5x7)/Cube 0: Measurement grid: dx=8mm, dy=8mm, dz=5mm

Peak SAR (extrapolated) = 3.13 W/kg

SAR(1 g) = 2.02 W/kg; SAR(10 g) = 1.35 W/kg

Deviation(1 g) = 4.88%; Deviation(10 g) = 7.66%



0 dB = 2.73 W/kg = 4.36 dBW/kg

ELEMENT

DUT: Dipole 835 MHz; Type: D835V2; Serial: SN4d119

Communication System: UID 0, CW; Frequency: 835 MHz; Duty Cycle: 1:1

Medium: 835 Head Medium parameters used:

$f = 835 \text{ MHz}$; $\sigma = 0.874 \text{ S/m}$; $\epsilon_r = 39.994$; $\rho = 1000 \text{ kg/m}^3$

Phantom section: Flat Section; Space: 1.5 cm

Test Date: 09/25/2023; Ambient Temp: 22.2°C; Tissue Temp: 22.3°C

Probe: EX3DV4 - SN7637; ConvF(10.23, 10.23, 10.23) @ 835 MHz; Calibrated: 3/16/2023

Sensor-Surface: 1.4mm (Mechanical Surface Detection)

Electronics: DAE4 Sn1652; Calibrated: 3/16/2023

Phantom: Twin-SAM V4.0; Type: QD 000 P40 CC; Serial: 1596

Measurement SW: DASY52, Version 52.10 (4); SEMCAD X Version 14.6.14 (7501)

835 MHz System Verification at 23.0 dBm (200 mW)

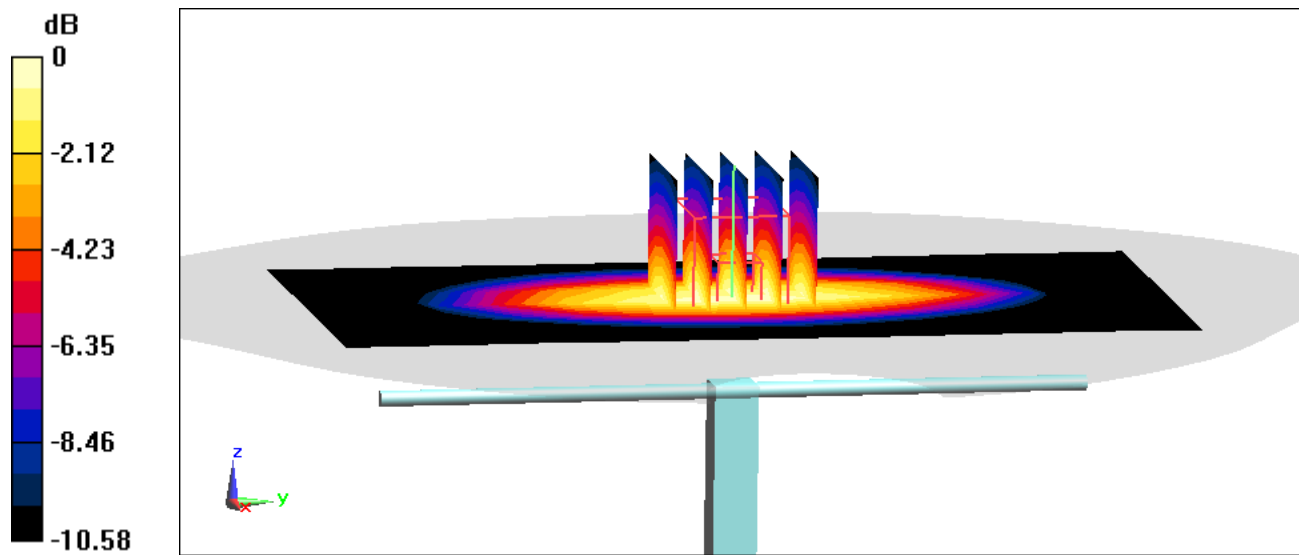
Area Scan (7x14x1): Measurement grid: dx=15mm, dy=15mm

Zoom Scan (5x5x7)/Cube 0: Measurement grid: dx=8mm, dy=8mm, dz=5mm

Peak SAR (extrapolated) = 2.77 W/kg

SAR(1 g) = 1.89 W/kg; SAR(10 g) = 1.25 W/kg

Deviation(1 g) = -2.78%; Deviation(10 g) = -2.04%



ELEMENT

DUT: Dipole 835MHz; Type: D835V2; Serial: SN4d119

Communication System: UID 0, CW; Frequency: 835 MHz; Duty Cycle: 1:1

Medium: 835 Head Medium parameters used:

$f = 835 \text{ MHz}$; $\sigma = 0.89 \text{ S/m}$; $\epsilon_r = 40.498$; $\rho = 1000 \text{ kg/m}^3$

Phantom section: Flat Section; Space: 1.5 cm

Test Date: 10/06/2023; Ambient Temp: 21.3°C; Tissue Temp: 19.8°C

Probe: EX3DV4 - SN7637; ConvF(10.23, 10.23, 10.23) @ 835 MHz; Calibrated: 3/16/2023

Sensor-Surface: 1.4mm (Mechanical Surface Detection)

Electronics: DAE4 Sn1652; Calibrated: 3/16/2023

Phantom: Twin-SAM V4.0; Type: QD 000 P40 CC; Serial: 1596

Measurement SW: DASY52, Version 52.10 (4);SEMCAD X Version 14.6.14 (7501)

835 MHz System Verification at 23.0 dBm (200 mW)

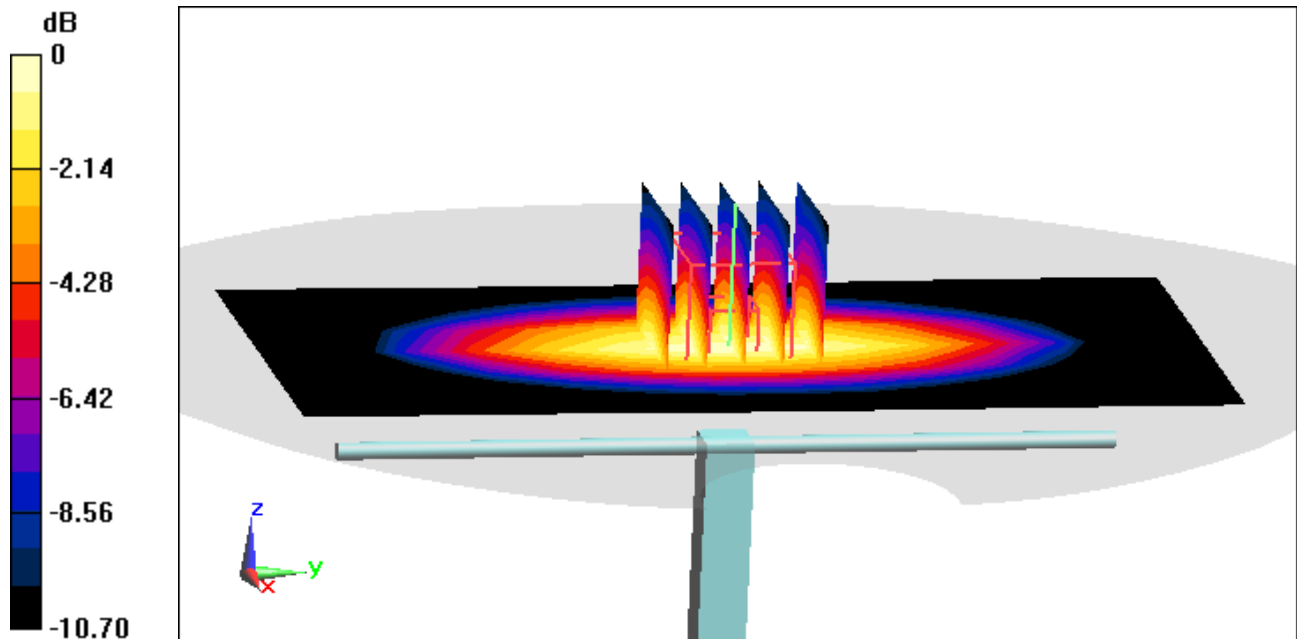
Area Scan (7x14x1): Measurement grid: dx=15mm, dy=15mm

Zoom Scan (5x5x7)/Cube 0: Measurement grid: dx=8mm, dy=8mm, dz=5mm

Peak SAR (extrapolated) = 2.91 W/kg

SAR(1 g) = 1.95 W/kg; SAR(10 g) = 1.28 W/kg

Deviation(1 g) = 0.31%; Deviation(10 g) = 0.31%



0 dB = 2.60 W/kg = 4.15 dBW/kg

ELEMENT

DUT: D835V2 - SN4d119; Type: D835V2; Serial: SN4d119

Communication System: UID 0, CW; Frequency: 835 MHz; Duty Cycle: 1:1

Medium: 835 Head Medium parameters used:

$f = 835 \text{ MHz}$; $\sigma = 0.882 \text{ S/m}$; $\epsilon_r = 40.051$; $\rho = 1000 \text{ kg/m}^3$

Phantom section: Flat Section; Space: 1.5 cm

Test Date: 10/09/2023; Ambient Temp: 21.5°C; Tissue Temp: 20.8°C

Probe: EX3DV4 - SN7637; ConvF(10.23, 10.23, 10.23) @ 835 MHz; Calibrated: 3/16/2023

Sensor-Surface: 1.4mm (Mechanical Surface Detection)

Electronics: DAE4 Sn1652; Calibrated: 3/16/2023

Phantom: Twin-SAM V4.0; Type: QD 000 P40 CC; Serial: 1596

Measurement SW: DASY52, Version 52.10 (4);SEMCAD X Version 14.6.14 (7501)

835 MHz System Verification at 23.0 dBm (200 mW)

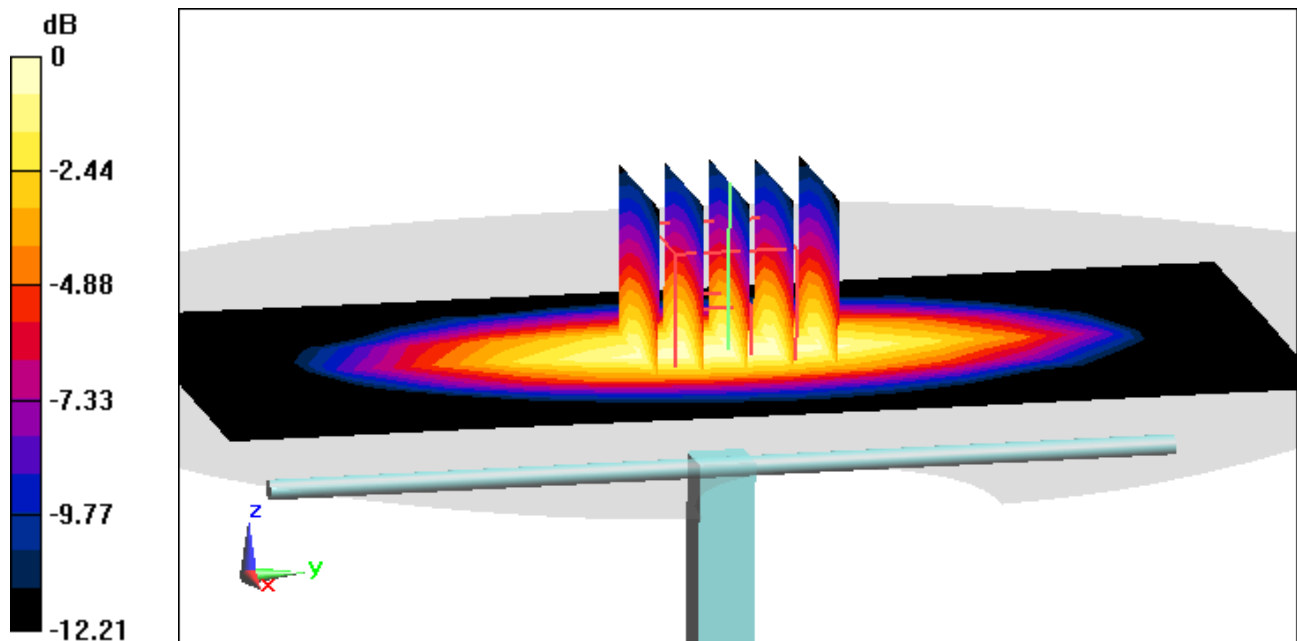
Area Scan (7x14x1): Measurement grid: dx=15mm, dy=15mm

Zoom Scan (5x5x7)/Cube 0: Measurement grid: dx=8mm, dy=8mm, dz=5mm

Peak SAR (extrapolated) = 2.94 W/kg

SAR(1 g) = 1.95 W/kg; SAR(10 g) = 1.25 W/kg

Deviation(1 g) = 0.31%; Deviation(10 g) = -2.04%



0 dB = 2.62 W/kg = 4.18 dBW/kg

ELEMENT

DUT: D835V2 - SN4d180; Type: D835V2; Serial: SN4d180

Communication System: UID 0, CW; Frequency: 835 MHz; Duty Cycle: 1:1

Medium: 835 Head Medium parameters used:

$f = 835 \text{ MHz}$; $\sigma = 0.873 \text{ S/m}$; $\epsilon_r = 39.661$; $\rho = 1000 \text{ kg/m}^3$

Phantom section: Flat Section; Space: 1.5 cm

Test Date: 10/12/2023; Ambient Temp: 22.0°C; Tissue Temp: 20.8°C

Probe: EX3DV4 - SN7637; ConvF(10.23, 10.23, 10.23) @ 835 MHz; Calibrated: 3/16/2023

Sensor-Surface: 1.4mm (Mechanical Surface Detection)

Electronics: DAE4 Sn1652; Calibrated: 3/16/2023

Phantom: Twin-SAM V4.0; Type: QD 000 P40 CC; Serial: 1596

Measurement SW: DASY52, Version 52.10 (4);SEMCAD X Version 14.6.14 (7501)

835 MHz System Verification at 23.0 dBm (200 mW)

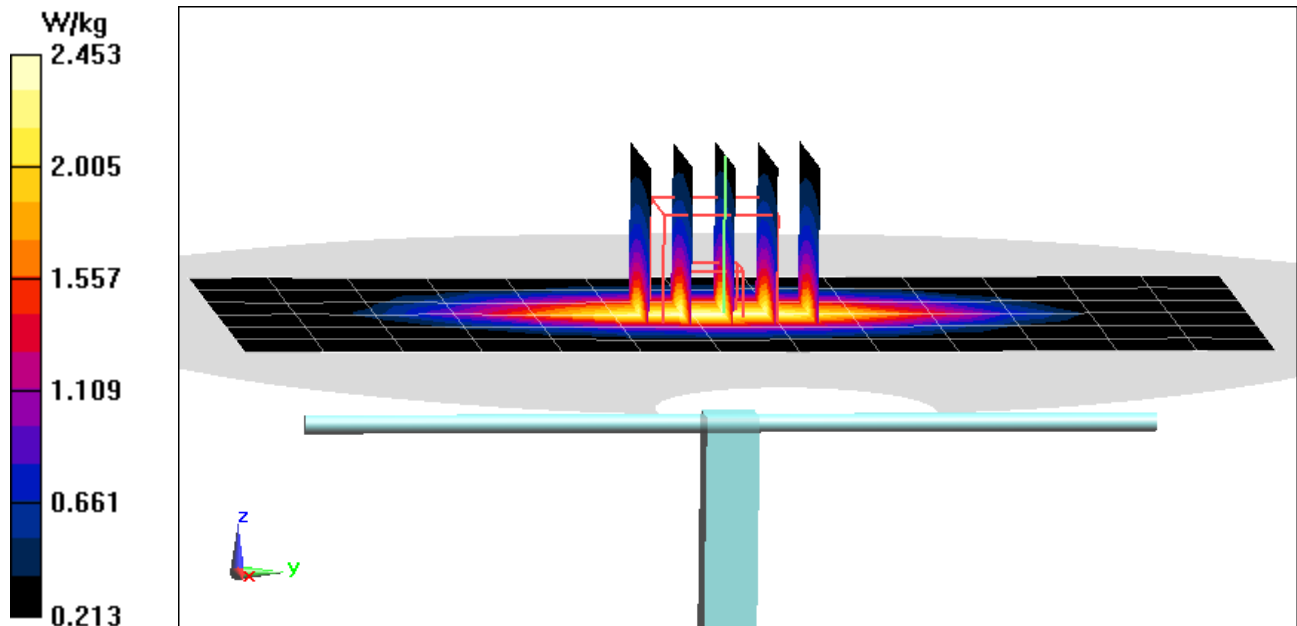
Area Scan (7x14x1): Measurement grid: dx=15mm, dy=15mm

Zoom Scan (5x5x7)/Cube 0: Measurement grid: dx=8mm, dy=8mm, dz=5mm

Peak SAR (extrapolated) = 2.73 W/kg

SAR(1 g) = 1.87 W/kg; SAR(10 g) = 1.23 W/kg

Deviation(1 g) = -2.91%; Deviation(10 g) = -1.91%



ELEMENT

DUT: Dipole 835.0 MHz; Type: D835V2 - SN4d119

Communication System: UID: 0, CW; Frequency: 835.0 MHz
Medium: 835 Head; Medium parameters used:
f = 835.0 MHz; cond = 0.911 S/m; perm = 42.9; density = 1000 kg/m³
Phantom Section: Flat; Space: 15 mm

Test Date: 10/18/2023; Ambient Temp: 22.4°C; Tissue Temp: 21.7°C

Probe: EX3DV4 - SN7558; ConvF:(9.92,9.92,9.92); 2023-09-12
Sensor-Surface: 1.4mm (VMS + 6p)
Electronics: DAE4 Sn1364; 2023-09-06
Phantom: Twin-SAM V8.0; Serial: 1934
Measurement SW: DASY Module SAR V16.2.0.1425

835.0 MHz System Verification at 23.0 dBm (200 mW)

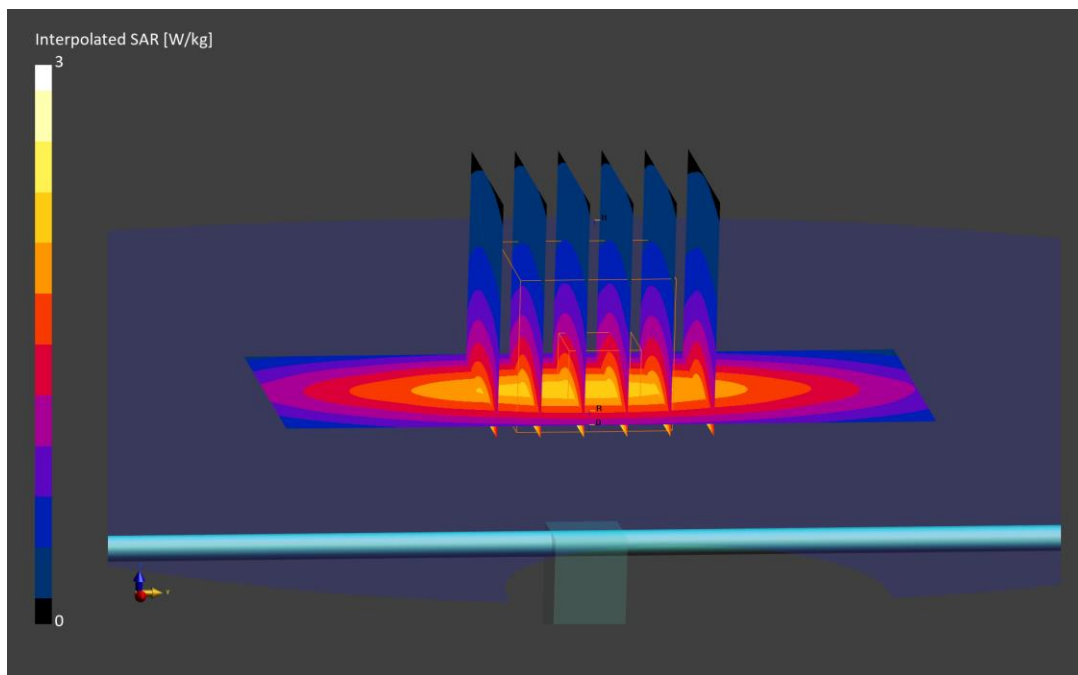
Area Scan (40.0 x 90.0): Measurement grid: dx=10.0 mm, dy=15.0 mm

Zoom Scan (30.0 x 30.0 x 30.0): Measurement grid: dx=6.0 mm, dy=6.0 mm, dz=1.5 mm; Graded Ratio: 1.5

Peak SAR (extrapolated) = 3.00 W/kg

SAR(1 g) = 1.91 W/kg; SAR(10 g) = 1.25 W/kg

Deviation (1 g) = -1.75%; Deviation (10 g) = -2.04%



ELEMENT

DUT: D835V2 - SN4d119; Type: D835V2; Serial: SN4d119

Communication System: UID 0, CW; Frequency: 835 MHz; Duty Cycle: 1:1

Medium: 835 Head Medium parameters used:

$f = 835 \text{ MHz}$; $\sigma = 0.899 \text{ S/m}$; $\epsilon_r = 43.061$; $\rho = 1000 \text{ kg/m}^3$

Phantom section: Flat Section; Space: 1.5 cm

Test Date: 10/18/2023; Ambient Temp: 22.8°C; Tissue Temp: 23.0°C

Probe: EX3DV4 - SN7637; ConvF(10.23, 10.23, 10.23) @ 835 MHz; Calibrated: 3/16/2023

Sensor-Surface: 1.4mm (Mechanical Surface Detection)

Electronics: DAE4 Sn1652; Calibrated: 3/16/2023

Phantom: Twin-SAM V4.0; Type: QD 000 P40 CC; Serial: 1596

Measurement SW: DASY52, Version 52.10 (4);SEMCAD X Version 14.6.14 (7501)

835 MHz System Verification at 23.0 dBm (200 mW)

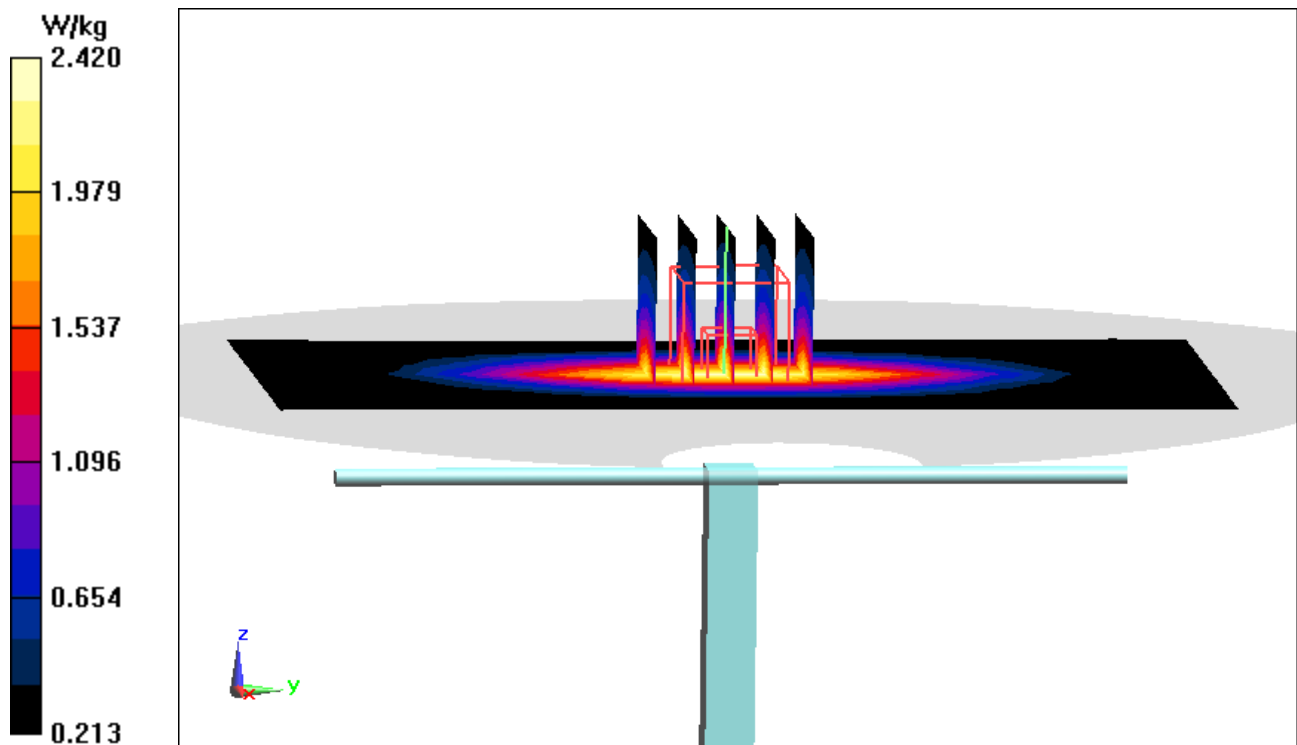
Area Scan (7x14x1): Measurement grid: dx=15mm, dy=15mm

Zoom Scan (5x5x7)/Cube 0: Measurement grid: dx=8mm, dy=8mm, dz=5mm

Peak SAR (extrapolated) = 2.68 W/kg

SAR(1 g) = 1.84 W/kg; SAR(10 g) = 1.21 W/kg

Deviation(1 g) = -5.35%; Deviation(10 g) = -5.17%



ELEMENT

DUT: Dipole 835.0 MHz; Type: D835V2 - SN4d119

Communication System: UID: 0, CW; Frequency: 835.0 MHz
Medium: 835 Head; Medium parameters used:
f = 835.0 MHz; cond = 0.912 S/m; perm = 42.5; density = 1000 kg/m³
Phantom Section: Flat; Space: 15 mm

Test Date: 10/24/2023; Ambient Temp: 21.1°C; Tissue Temp: 20.5°C

Probe: EX3DV4 - SN7491; ConvF:(9.72,9.72,9.72); 2023-06-08
Sensor-Surface: 1.4mm (VMS + 6p)
Electronics: DAE4 Sn1532; 2023-06-15
Phantom: Twin-SAM V5.0 (30deg probe tilt); Serial: 1797
Measurement SW: DASY Module SAR V16.2.0.1425

835.0 MHz System Verification at 23.0 dBm (200 mW)

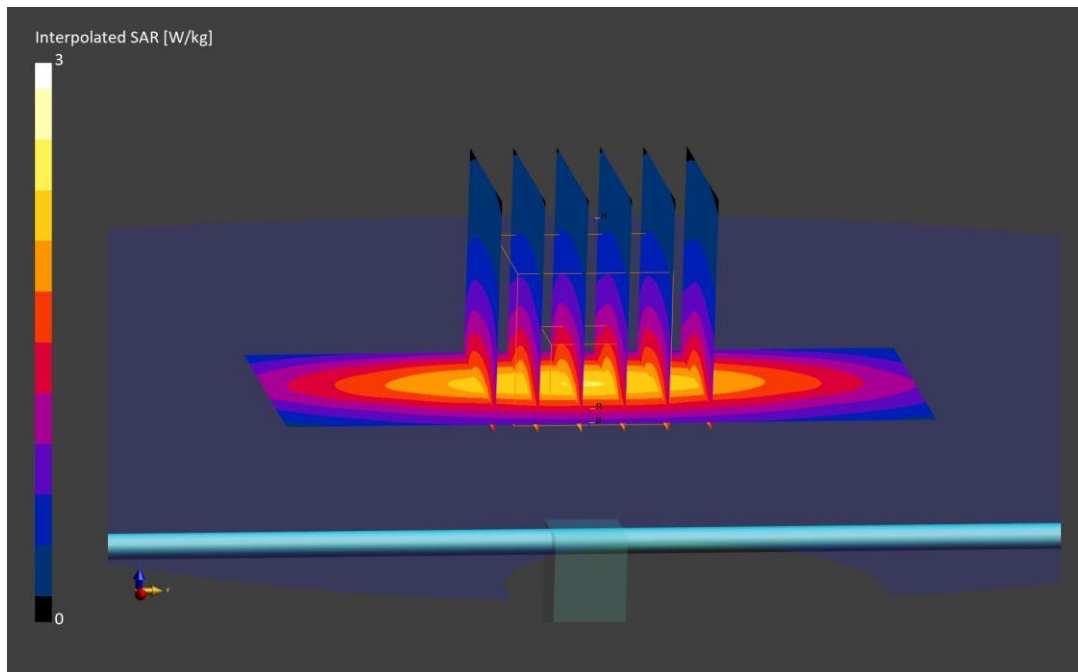
Area Scan (40.0 x 90.0): Measurement grid: dx=10.0 mm, dy=15.0 mm

Zoom Scan (30.0 x 30.0 x 30.0): Measurement grid: dx=6.0 mm, dy=6.0 mm, dz=1.5 mm; Graded Ratio: 1.5

Peak SAR (extrapolated) = 2.94 W/kg

SAR(1 g) = 1.93 W/kg; SAR(10 g) = 1.27 W/kg

Deviation (1 g) = -0.72%; Deviation (10 g) = -0.47%



ELEMENT

DUT: Dipole 1750.0 MHz; Type: D1750V2 - SN1150

Communication System: UID: 0, CW; Frequency: 1750.0 MHz
Medium: 1750 Head; Medium parameters used:
f = 1750.0 MHz; cond = 1.40 S/m; perm = 40.5; density = 1000 kg/m³
Phantom Section: Flat; Space: 10 mm

Test Date: 09/20/2023; Ambient Temp: 23.5°C; Tissue Temp: 22.3°C

Probe: EX3DV4 - SN7409; ConvF:(8.37,8.37,8.37); 2023-06-15
Sensor-Surface: 1.4mm (VMS + 6p)
Electronics: DAE4 Sn1334; 2023-06-15
Phantom: Twin-SAM V8.0; Serial: 1630
Measurement SW: DASY Module SAR V16.2.0.1425

1750.0 MHz System Verification at 20.0 dBm (100 mW)

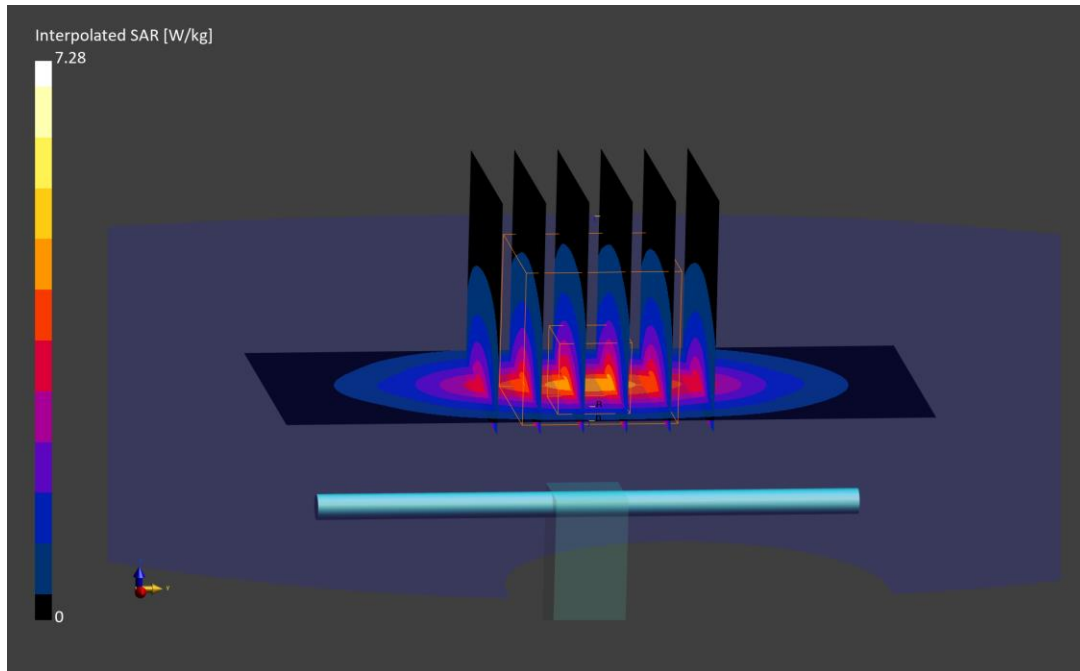
Area Scan (40.0 x 90.0): Measurement grid: dx=10.0 mm, dy=15.0 mm

Zoom Scan (30.0 x 30.0 x 30.0): Measurement grid: dx=6.0 mm, dy=6.0 mm, dz=1.5 mm; Graded Ratio: 1.5

Peak SAR (extrapolated) = 7.28 W/kg

SAR(1 g) = 3.82 W/kg; SAR(10 g) = 2.03 W/kg

Deviation (1 g) = 3.52%; Deviation (10 g) = 4.64%



ELEMENT

DUT: Dipole 1750.0 MHz; Type: D1765V2 - SN1008

Communication System: UID: 0, CW; Frequency: 1750.0 MHz
Medium: 1750 Head; Medium parameters used:
f = 1750.0 MHz; cond = 1.36 S/m; perm = 39.7; density = 1000 kg/m³
Phantom Section: Flat; Space: 10 mm

Test Date: 09/27/2023; Ambient Temp: 20.9°C; Tissue Temp: 23.3°C

Probe: EX3DV4 - SN7417; ConvF:(8.32,8.32,8.32); 2023-02-08
Sensor-Surface: 1.4mm (VMS + 6p)
Electronics: DAE4 Sn665; 2023-02-15
Phantom: Twin-SAM V5.0; Serial: 1757
Measurement SW: DASY Module SAR V16.2.0.1425

1750.0 MHz System Verification at 20.0 dBm (100 mW)


Area Scan (40.0 x 90.0): Measurement grid: dx=10.0 mm, dy=15.0 mm

Zoom Scan (30.0 x 30.0 x 30.0): Measurement grid: dx=6.0 mm, dy=6.0 mm, dz=1.5 mm; Graded Ratio: 1.5

Peak SAR (extrapolated) = 6.76 W/kg

SAR(1 g) = 3.53 W/kg; SAR(10 g) = 1.84 W/kg

Deviation (1 g) = -5.61%; Deviation (10 g) = -6.12%



ELEMENT

DUT: Dipole 1750.0 MHz; Type: D1765V2 - SN1008

Communication System: UID: 0, CW; Frequency: 1750.0 MHz
Medium: 1750 Head; Medium parameters used:
f = 1750.0 MHz; cond = 1.31 S/m; perm = 39.2; density = 1000 kg/m³
Phantom Section: Flat; Space: 10 mm

Test Date: 10/02/2023; Ambient Temp: 21.1°C; Tissue Temp: 21.1°C

Probe: EX3DV4 - SN7661; ConvF:(8.97,8.97,8.97); 2023-06-14
Sensor-Surface: 1.4mm (VMS + 6p)
Electronics: DAE4 Sn728; 2023-05-11
Phantom: Twin-SAM V8.0; Serial: 2064
Measurement SW: DASY Module SAR V16.2.0.1425

1750.0 MHz System Verification at 20.0 dBm (100 mW)

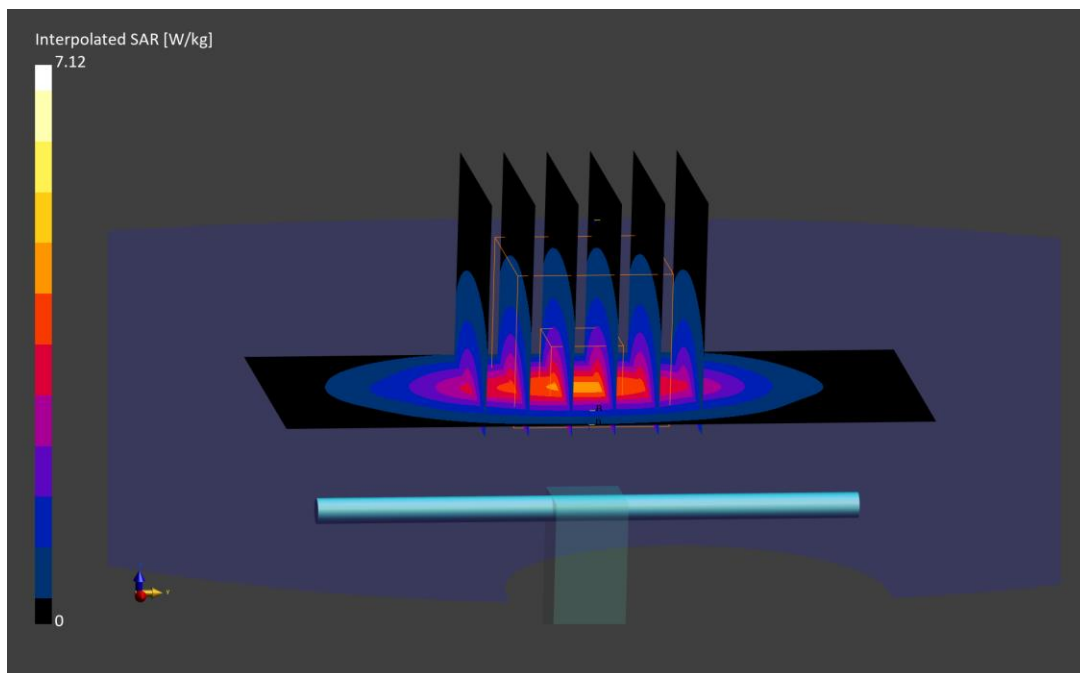
Area Scan (40.0 x 90.0): Measurement grid: dx=10.0 mm, dy=15.0 mm

Zoom Scan (30.0 x 30.0 x 30.0): Measurement grid: dx=6.0 mm, dy=6.0 mm, dz=1.5 mm; Graded Ratio: 1.5

Peak SAR (extrapolated) = 7.12 W/kg

SAR(1 g) = 3.59 W/kg; SAR(10 g) = 1.91 W/kg

Deviation (1 g) = -4.01%; Deviation (10 g) = -2.55%



ELEMENT

DUT: Dipole 1750.0 MHz; Type: D1750V2 - SN1051

Communication System: UID: 0, CW; Frequency: 1750.0 MHz
Medium: 1750 Head; Medium parameters used:
f = 1750.0 MHz; cond = 1.41 S/m; perm = 38.8; density = 1000 kg/m³
Phantom Section: Flat; Space: 10 mm

Test Date: 10/02/2023; Ambient Temp: 21.9°C; Tissue Temp: 21.5°C

Probe: EX3DV4 - SN7640; ConvF:(9.23,9.23,9.23); 2023-02-10
Sensor-Surface: 1.4mm (VMS + 6p)
Electronics: DAE4 Sn1645; 2023-02-16
Phantom: Twin-SAM V5.0 (30deg probe tilt); Serial: 1868
Measurement SW: DASY Module SAR V16.2.0.1425

1750.0 MHz System Verification at 20.0 dBm (100 mW)

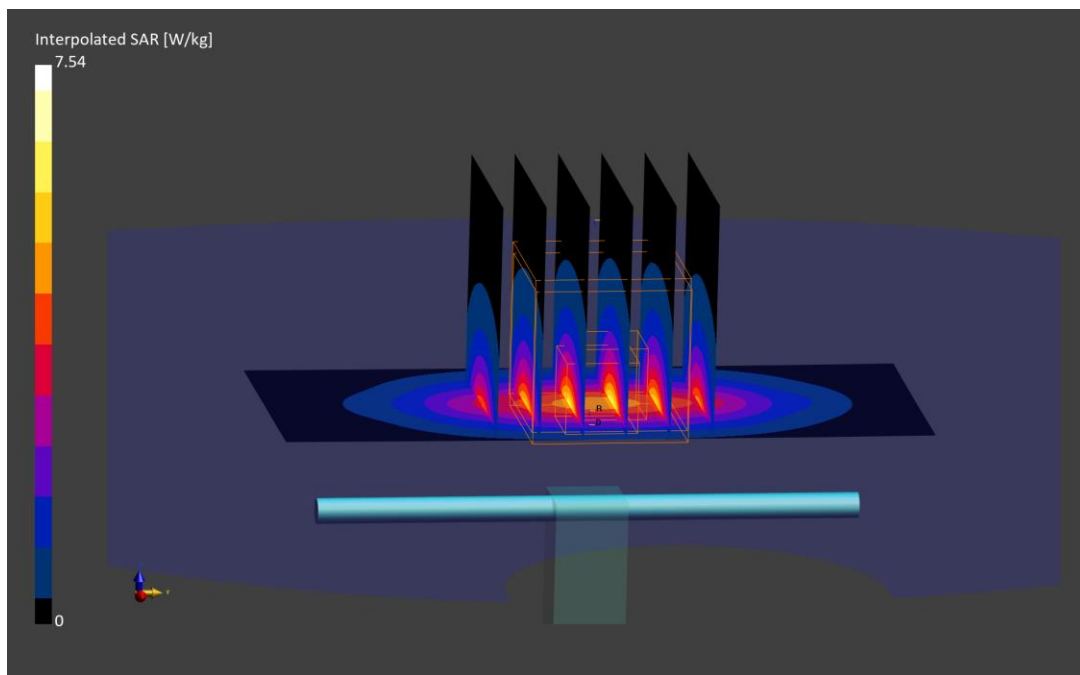
Area Scan (40.0 x 90.0): Measurement grid: dx=10.0 mm, dy=15.0 mm

Zoom Scan (30.0 x 30.0 x 30.0): Measurement grid: dx=6.0 mm, dy=6.0 mm, dz=1.5 mm; Graded Ratio: 1.5

Peak SAR (extrapolated) = 7.54 W/kg

SAR(1 g) = 3.83 W/kg; SAR(10 g) = 1.99 W/kg

Deviation (1 g) = 6.09%; Deviation (10 g) = 4.74%



ELEMENT

DUT: Dipole 1750.0 MHz; Type: D1765V2 - SN1008

Communication System: UID: 0, CW; Frequency: 1750.0 MHz
Medium: 1750 Head; Medium parameters used:
f = 1750.0 MHz; cond = 1.32 S/m; perm = 41.3; density = 1000 kg/m³
Phantom Section: Flat; Space: 10 mm

Test Date: 10/06/2023; Ambient Temp: 23.4°C; Tissue Temp: 22.2°C

Probe: EX3DV4 - SN7661; ConvF:(8.97,8.97,8.97); 2023-06-14
Sensor-Surface: 1.4mm (VMS + 6p)
Electronics: DAE4 Sn728; 2023-05-11
Phantom: Twin-SAM V8.0; Serial: 2064
Measurement SW: DASY Module SAR V16.2.0.1425

1750.0 MHz System Verification at 20.0 dBm (100 mW)

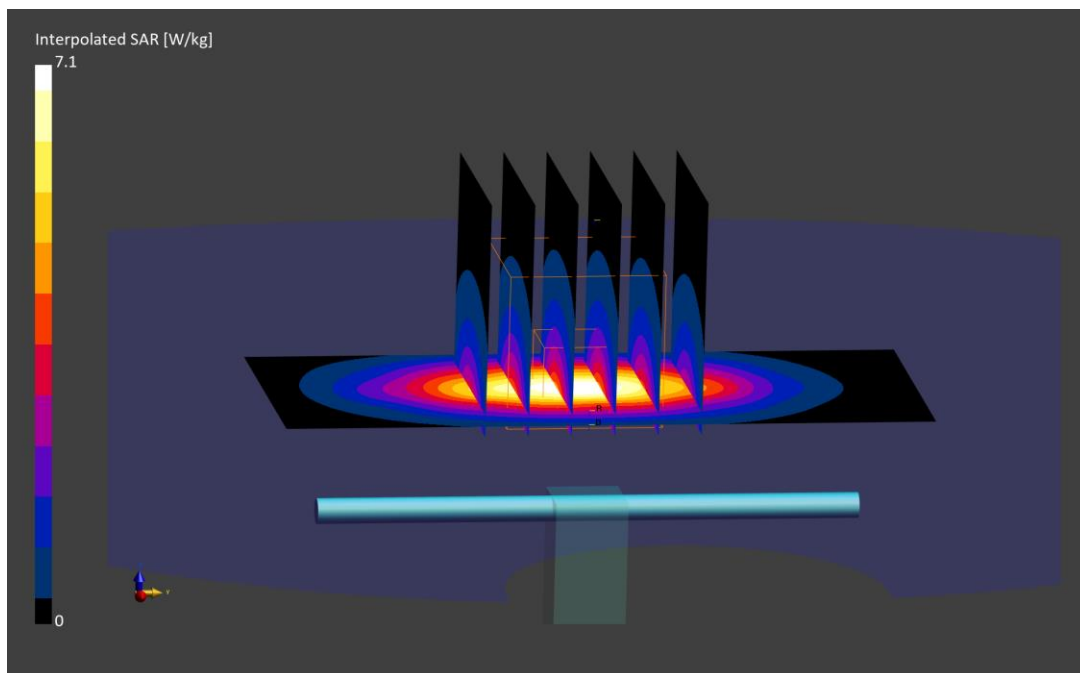
Area Scan (40.0 x 90.0): Measurement grid: dx=10.0 mm, dy=15.0 mm

Zoom Scan (30.0 x 30.0 x 30.0): Measurement grid: dx=6.0 mm, dy=6.0 mm, dz=1.5 mm; Graded Ratio: 1.5

Peak SAR (extrapolated) = 7.10 W/kg

SAR(1 g) = 3.62 W/kg; SAR(10 g) = 1.91 W/kg

Deviation (1 g) = -3.21%; Deviation (10 g) = -2.55%



ELEMENT

DUT: Dipole 1750.0 MHz; Type: D1750V2 - SN1148

Communication System: UID: 0, CW; Frequency: 1750.0 MHz
Medium: 1750 Head; Medium parameters used:
f = 1750.0 MHz; cond = 1.35 S/m; perm = 39.6; density = 1000 kg/m³
Phantom Section: Flat; Space: 10 mm

Test Date: 10/11/2023; Ambient Temp :22.0°C; Tissue Temp :20.4°C

Probe: EX3DV4 - SN7713; ConvF:(8.99,8.99,8.99); 2023-01-11
Sensor-Surface: 1.4mm (VMS + 6p)
Electronics: DAE4 Sn1530; 2023-01-18
Phantom: Twin-SAM V8.0; Serial: 2065
Measurement SW: DASY Module SAR V16.2.0.1425

1750.0 MHz System Verification at 20.0 dBm (100 mW)

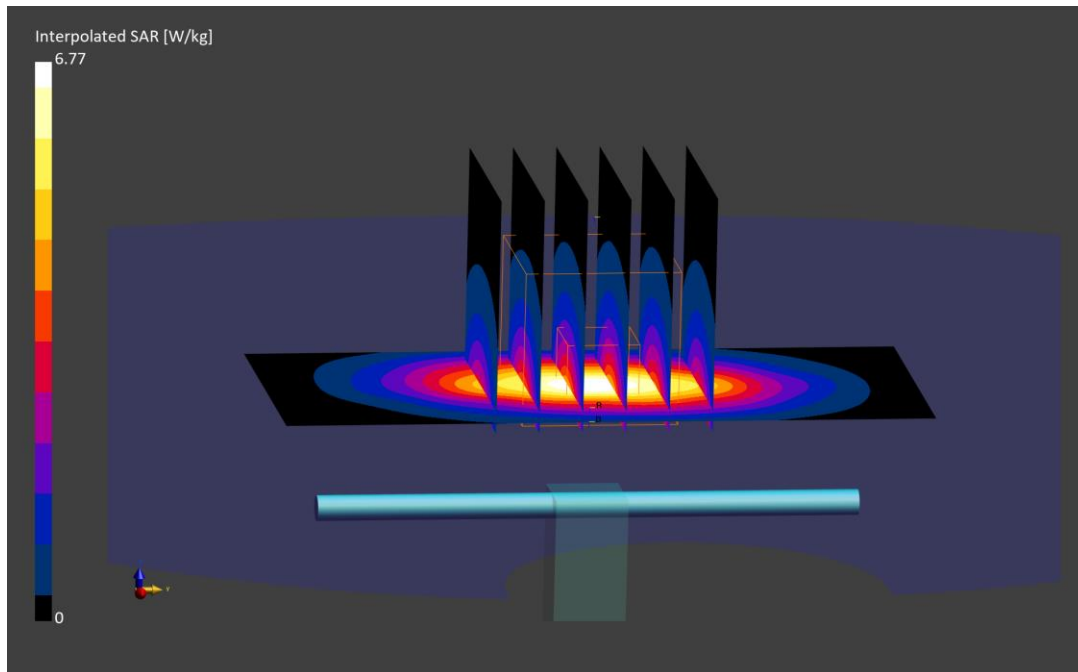
Area Scan (40.0 x 90.0): Measurement grid: dx=10.0 mm, dy=15.0 mm

Zoom Scan (30.0 x 30.0 x 30.0): Measurement grid: dx=6.0 mm, dy=6.0 mm, dz=1.5 mm; Graded Ratio: 1.5

Peak SAR (extrapolated) = 6.77 W/kg

SAR(1 g) = 3.65 W/kg; SAR(10 g) = 1.95 W/kg

Deviation (1 g) = -1.88%; Deviation (10 g) = 0.52%



ELEMENT

DUT: Dipole 1750.0 MHz; Type: D1750V2 - SN1051

Communication System: UID: 0, CW; Frequency: 1750.0 MHz
Medium: 1750 Head; Medium parameters used:
f = 1750.0 MHz; cond = 1.36 S/m; perm = 42.0; density = 1000 kg/m³
Phantom Section: Flat; Space: 10 mm

Test Date: 10/12/2023; Ambient Temp: 22.1°C; Tissue Temp: 21.0°C

Probe: EX3DV4 - SN7558; ConvF:(8.94,8.94,8.94); 2023-09-12
Sensor-Surface: 1.4mm (VMS + 6p)
Electronics: DAE4 Sn1364; 2023-09-06
Phantom: Twin-SAM V8.0; Serial: 1934
Measurement SW: DASY Module SAR V16.2.0.1425

1750.0 MHz System Verification at 20.0 dBm (100 mW)

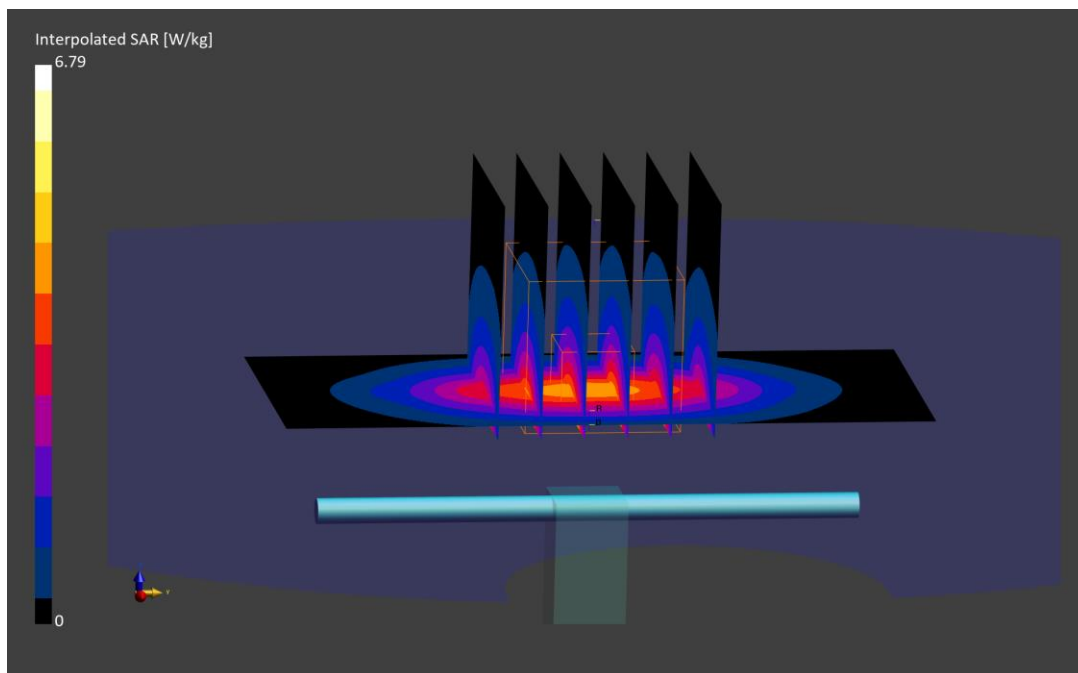
Area Scan (40.0 x 90.0): Measurement grid: dx=10.0 mm, dy=15.0 mm

Zoom Scan (30.0 x 30.0 x 30.0): Measurement grid: dx=6.0 mm, dy=6.0 mm, dz=1.5 mm; Graded Ratio: 1.5

Peak SAR (extrapolated) = 6.79 W/kg

SAR(1 g) = 3.63 W/kg; SAR(10 g) = 1.94 W/kg

Deviation (1 g) = 0.55%; Deviation (10 g) = 2.11%



ELEMENT

DUT: Dipole 1900.0 MHz; Type: D1900V2 - SN5d180

Communication System: UID: 0, CW; Frequency: 1900.0 MHz
Medium: 1900 Head; Medium parameters used:
f = 1900.0 MHz; cond = 1.45 S/m; perm = 39.8; density = 1000 kg/m³
Phantom Section: Flat; Space: 10 mm

Test Date: 09/18/2023; Ambient Temp: 20.3°C; Tissue Temp: 21.1°C

Probe: EX3DV4 - SN7421; ConvF:(7.43,7.43,7.43); 2023-03-16
Sensor-Surface: 1.4mm (VMS + 6p)
Electronics: DAE4 Sn604; 2023-03-15
Phantom: Twin-SAM V8.0; Serial: 2070
Measurement SW: DASY Module SAR V16.2.0.1425

1900.0 MHz System Verification at 20.0 dBm (100 mW)

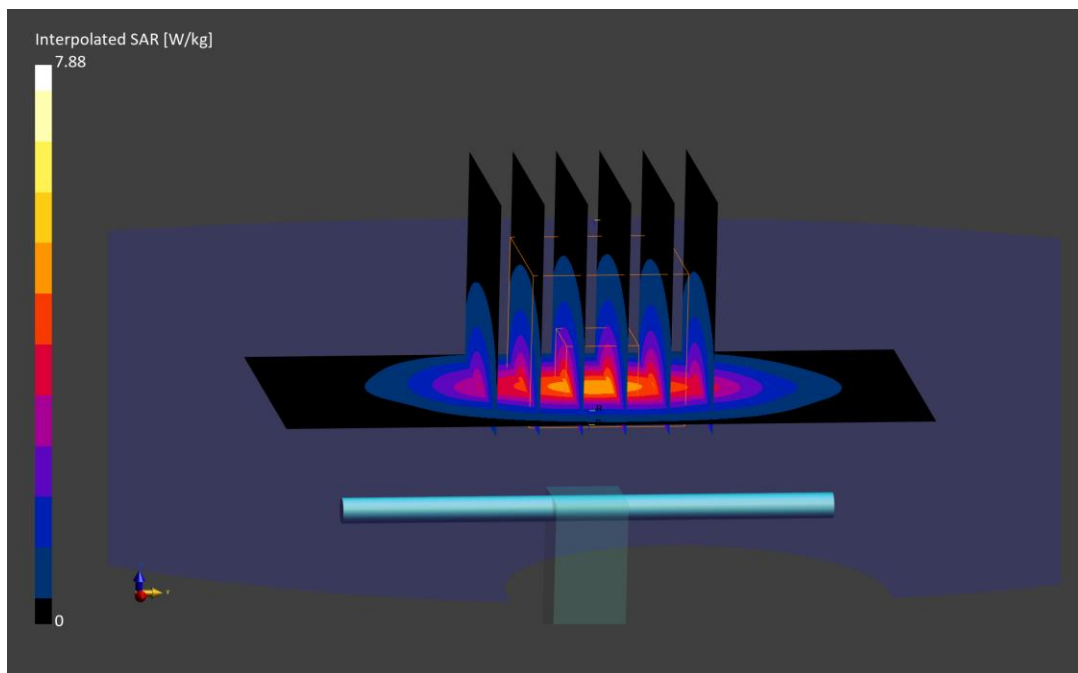
Area Scan (40.0 x 90.0): Measurement grid: dx=10.0 mm, dy=15.0 mm

Zoom Scan (30.0 x 30.0 x 30.0): Measurement grid: dx=6.0 mm, dy=6.0 mm, dz=1.5 mm; Graded Ratio: 1.5

Peak SAR (extrapolated) = 7.88 W/kg

SAR(1 g) = 4.12 W/kg; SAR(10 g) = 2.11 W/kg

Deviation (1 g) = 5.10%; Deviation (10 g) = 2.43%



ELEMENT

DUT: Dipole 1900.0 MHz; Type: D1900V2 - SN5d148

Communication System: UID: 0, CW; Frequency: 1900.0 MHz
Medium: 1900 Head; Medium parameters used:
f = 1900.0 MHz; cond = 1.45 S/m; perm = 41.5; density = 1000 kg/m³
Phantom Section: Flat; Space: 10 mm

Test Date: 09/20/2023; Ambient Temp: 21.9°C; Tissue Temp: 21.3°C

Probe: EX3DV4 - SN7659; ConvF:(9.09,9.09,9.09); 2023-04-14
Sensor-Surface: 1.4mm (VMS + 6p)
Electronics: DAE4 Sn1407; 2023-04-14
Phantom: Twin-SAM V5.0; Serial: 1792
Measurement SW: DASY Module SAR V16.2.0.1425

1900.0 MHz System Verification at 20.0 dBm (100 mW)

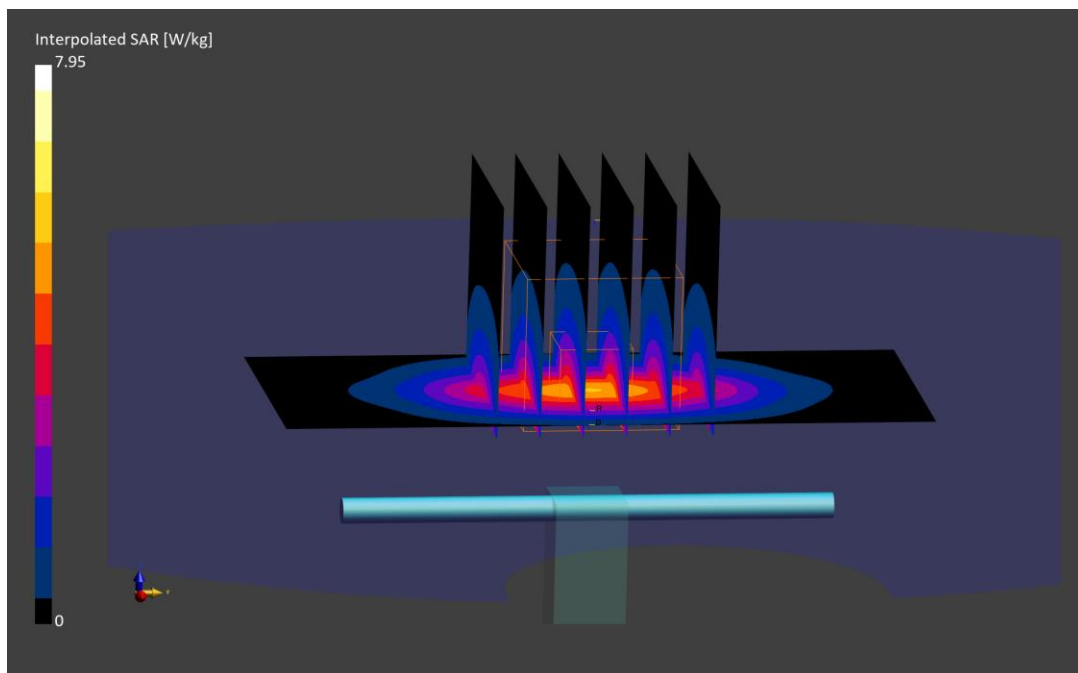
Area Scan (40.0 x 90.0): Measurement grid: dx=10.0 mm, dy=15.0 mm

Zoom Scan (30.0 x 30.0 x 30.0): Measurement grid: dx=6.0 mm, dy=6.0 mm, dz=1.5 mm; Graded Ratio: 1.5

Peak SAR (extrapolated) = 7.95 W/kg

SAR(1 g) = 4.07 W/kg; SAR(10 g) = 2.08 W/kg

Deviation (1 g) = 1.50%; Deviation (10 g) = -0.95%



ELEMENT

DUT: Dipole 1900.0 MHz; Type: D1900V2 - SN5d148

Communication System: UID: 0, CW; Frequency: 1900.0 MHz
Medium: 1900 Head; Medium parameters used:
f = 1900.0 MHz; cond = 1.45 S/m; perm = 40.9; density = 1000 kg/m³
Phantom Section: Flat; Space: 10 mm

Test Date: 09/25/2023; Ambient Temp: 22.1°C; Tissue Temp: 21.3°C

Probe: EX3DV4 - SN7659; ConvF:(9.09,9.09,9.09); 2023-04-14
Sensor-Surface: 1.4mm (VMS + 6p)
Electronics: DAE4 Sn1407; 2023-04-14
Phantom: Twin-SAM V5.0; Serial: 1792
Measurement SW: DASY Module SAR V16.2.0.1425

1900.0 MHz System Verification at 20.0 dBm (100 mW)

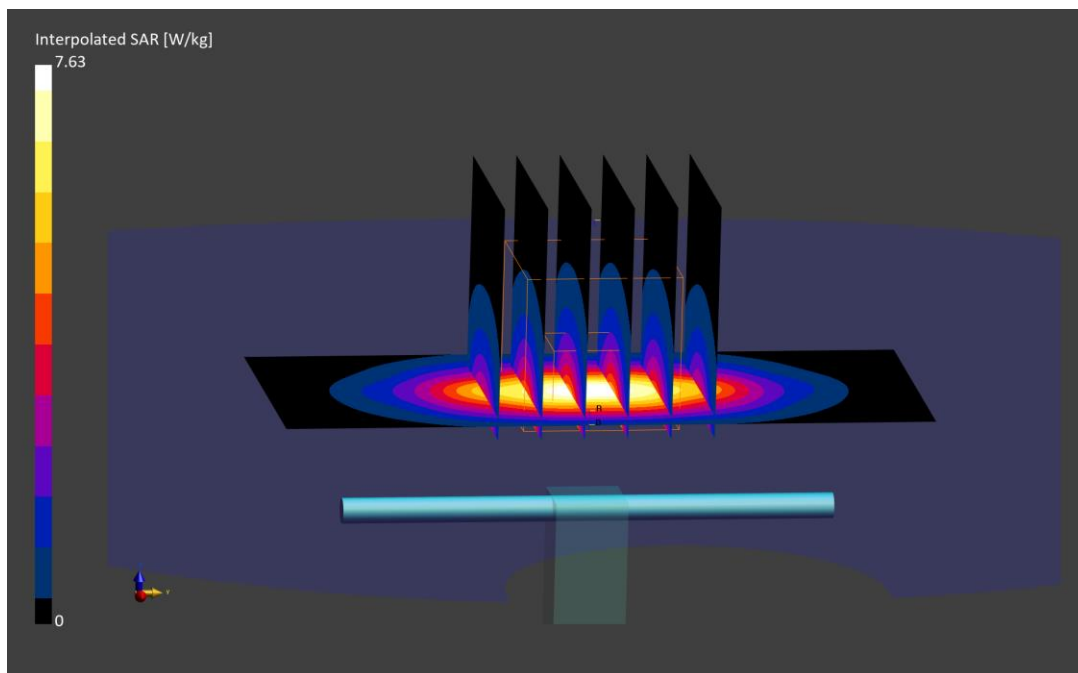
Area Scan (40.0 x 90.0): Measurement grid: dx=10.0 mm, dy=15.0 mm

Zoom Scan (30.0 x 30.0 x 30.0): Measurement grid: dx=6.0 mm, dy=6.0 mm, dz=1.5 mm; Graded Ratio: 1.5

Peak SAR (extrapolated) = 7.63 W/kg

SAR(1 g) = 3.94 W/kg; SAR(10 g) = 2.02 W/kg

Deviation (1 g) = -1.75%; Deviation (10 g) = -3.81%



ELEMENT

DUT: Dipole 1900.0 MHz; Type: D1900V2 - SN5d180

Communication System: UID: 0, CW; Frequency: 1900.0 MHz
Medium: 1900 Head; Medium parameters used:
 $f = 1900.0$ MHz; $\text{cond} = 1.44$ S/m; $\text{perm} = 38.9$; $\text{density} = 1000$ kg/m³
Phantom Section: Flat; Space: 10 mm

Test Date: 09/25/2023; Ambient Temp: 20.3°C; Tissue Temp: 20.8°C

Probe: EX3DV4 - SN7421; ConvF:(7.43,7.43,7.43); 2023-03-16
Sensor-Surface: 1.4mm (VMS + 6p)
Electronics: DAE4 Sn604; 2023-03-15
Phantom: Twin-SAM V8.0; Serial: 2070
Measurement SW: DASY Module SAR V16.2.0.1425

1900.0 MHz System Verification at 20.0 dBm (100 mW)


Area Scan (40.0 x 90.0): Measurement grid: $dx=10.0$ mm, $dy=15.0$ mm

Zoom Scan (30.0 x 30.0 x 30.0): Measurement grid: $dx=6.0$ mm, $dy=6.0$ mm, $dz=1.5$ mm; Graded Ratio: 1.5

Peak SAR (extrapolated) = 8.13 W/kg

SAR(1 g) = 4.23 W/kg; SAR(10 g) = 2.16 W/kg

Deviation (1 g) = 7.91%; Deviation (10 g) = 4.85%



ELEMENT

DUT: Dipole 1900.0 MHz; Type: D1900V2 - SN5d148

Communication System: UID: 0, CW; Frequency: 1900.0 MHz
Medium: 1900 Head; Medium parameters used:
 $f = 1900.0$ MHz; $\text{cond} = 1.44$ S/m; $\text{perm} = 41.2$; $\text{density} = 1000$ kg/m³
Phantom Section: Flat; Space: 10 mm

Test Date: 09/27/2023; Ambient Temp: 20.7°C; Tissue Temp: 21.3°C

Probe: EX3DV4 - SN7659; ConvF:(9.09,9.09,9.09); 2023-04-14
Sensor-Surface: 1.4mm (VMS + 6p)
Electronics: DAE4 Sn1407; 2023-04-14
Phantom: Twin-SAM V5.0; Serial: 1792
Measurement SW: DASY Module SAR V16.2.0.1425

1900.0 MHz System Verification at 20.0 dBm (100 mW)


Area Scan (40.0 x 90.0): Measurement grid: $dx=10.0$ mm, $dy=15.0$ mm

Zoom Scan (30.0 x 30.0 x 30.0): Measurement grid: $dx=6.0$ mm, $dy=6.0$ mm, $dz=1.5$ mm; Graded Ratio: 1.5

Peak SAR (extrapolated) = 7.99 W/kg

SAR(1 g) = 4.10 W/kg; SAR(10 g) = 2.09 W/kg

Deviation (1 g) = 2.24%; Deviation (10 g) = -0.48%



ELEMENT

DUT: Dipole 1900.0 MHz; Type: D1900V2 - SN5d148

Communication System: UID: 0, CW; Frequency: 1900.0 MHz
Medium: 1900 Head; Medium parameters used:
f = 1900.0 MHz; cond = 1.44 S/m; perm = 40.3; density = 1000 kg/m³
Phantom Section: Flat; Space: 10 mm

Test Date: 10/04/2023; Ambient Temp: 21.6°C; Tissue Temp: 20.5°C

Probe: EX3DV4 - SN7659; ConvF:(9.09,9.09,9.09); 2023-04-14
Sensor-Surface: 1.4mm (VMS + 6p)
Electronics: DAE4 Sn1407; 2023-04-14
Phantom: Twin-SAM V5.0; Serial: 1792
Measurement SW: DASY Module SAR V16.2.0.1425

1900.0 MHz System Verification at 20.0 dBm (100 mW)

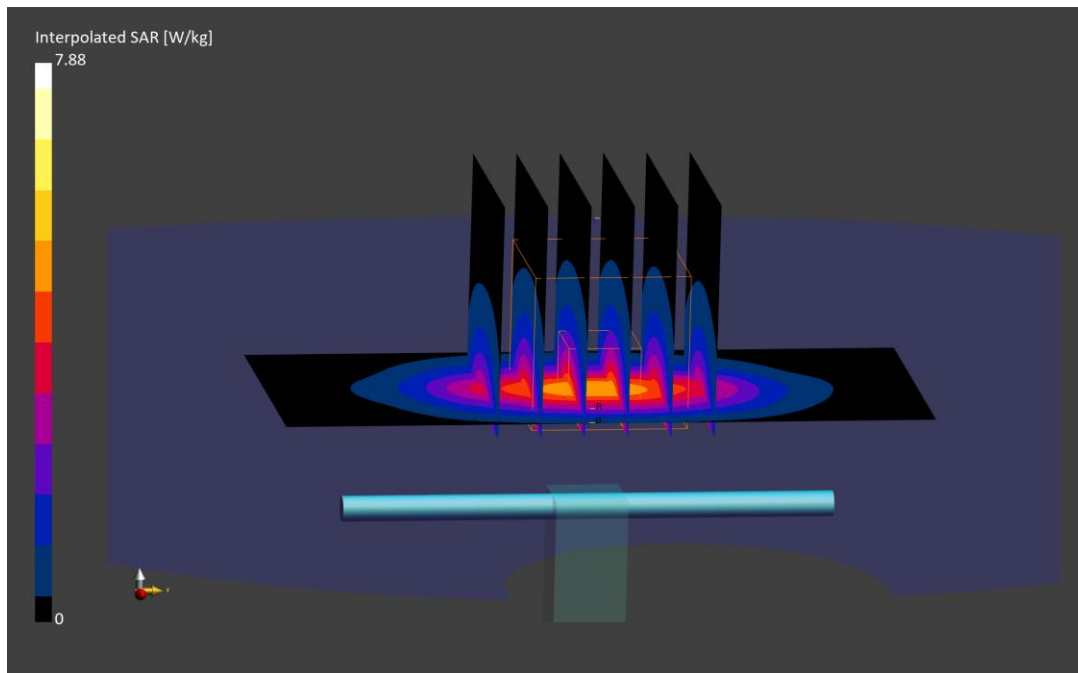
Area Scan (40.0 x 90.0): Measurement grid: dx=10.0 mm, dy=15.0 mm

Zoom Scan (30.0 x 30.0 x 30.0): Measurement grid: dx=6.0 mm, dy=6.0 mm, dz=1.5 mm; Graded Ratio: 1.5

Peak SAR (extrapolated) = 7.88 W/kg

SAR(1 g) = 4.07 W/kg; SAR(10 g) = 2.08 W/kg

Deviation (1 g) = 1.50%; Deviation (10 g) = -0.95%



ELEMENT

DUT: Dipole 1900.0 MHz; Type: D1900V2 - SN5d180

Communication System: UID: 0, CW; Frequency: 1900.0 MHz
Medium: 1900 Head; Medium parameters used:
 $f = 1900.0$ MHz; $\text{cond} = 1.44$ S/m; $\text{perm} = 38.7$; $\text{density} = 1000$ kg/m³
Phantom Section: Flat; Space: 10 mm

Test Date: 10/05/2023; Ambient Temp: 20.0°C; Tissue Temp: 20.8°C

Probe: EX3DV4 - SN7421; ConvF:(7.43,7.43,7.43); 2023-03-16
Sensor-Surface: 1.4mm (VMS + 6p)
Electronics: DAE4 Sn604; 2023-03-15
Phantom: Twin-SAM V8.0; Serial: 2070
Measurement SW: DASY Module SAR V16.2.0.1425

1900.0 MHz System Verification at 20.0 dBm (100 mW)

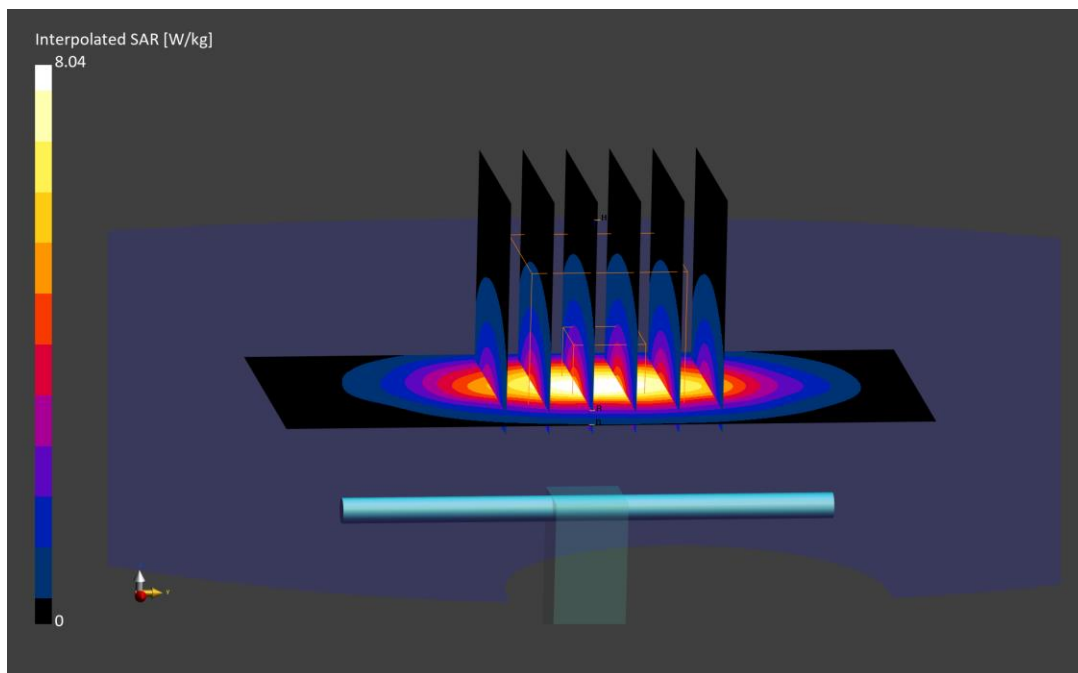
Area Scan (40.0 x 90.0): Measurement grid: $dx=10.0$ mm, $dy=15.0$ mm

Zoom Scan (30.0 x 30.0 x 30.0): Measurement grid: $dx=6.0$ mm, $dy=6.0$ mm, $dz=1.5$ mm; Graded Ratio: 1.5

Peak SAR (extrapolated) = 8.04 W/kg

SAR(1 g) = 4.20 W/kg; SAR(10 g) = 2.15 W/kg

Deviation (1 g) = 7.14%; Deviation (10 g) = 4.37%



ELEMENT

DUT: Dipole 1900.0 MHz; Type: D1900V2 - SN5d148

Communication System: UID: 0, CW; Frequency: 1900.0 MHz
Medium: 1900 Head; Medium parameters used:
f = 1900.0 MHz; cond = 1.43 S/m; perm = 39.3; density = 1000 kg/m³
Phantom Section: Flat; Space: 10 mm

Test Date: 10/09/2023; Ambient Temp: 19.9C; Tissue Temp: 20.3°C

Probe: EX3DV4 - SN7659; ConvF:(9.09,9.09,9.09); 2023-04-14
Sensor-Surface: 1.4mm (VMS + 6p)
Electronics: DAE4 Sn1407; 2023-04-14
Phantom: Twin-SAM V5.0; Serial: 1792
Measurement SW: DASY Module SAR V16.2.0.1425

1900.0 MHz System Verification at 20.0 dBm (100 mW)

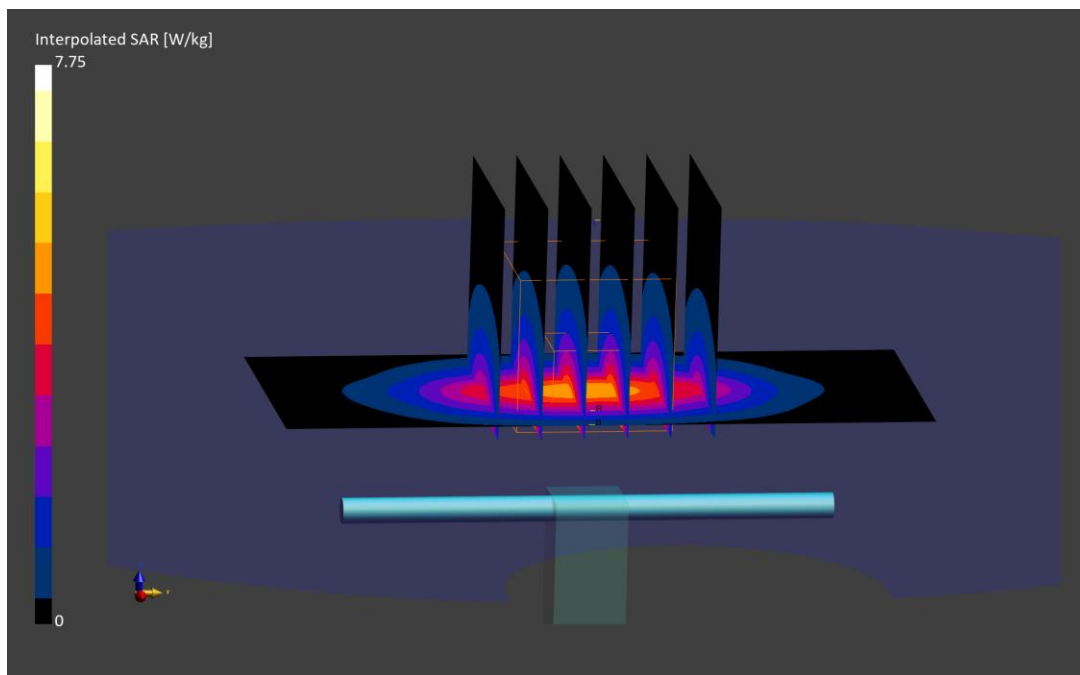
Area Scan (40.0 x 90.0): Measurement grid: dx=10.0 mm, dy=15.0 mm

Zoom Scan (30.0 x 30.0 x 30.0): Measurement grid: dx=6.0 mm, dy=6.0 mm, dz=1.5 mm; Graded Ratio: 1.5

Peak SAR (extrapolated) = 7.75 W/kg

SAR(1 g) = 3.98 W/kg; SAR(10 g) = 2.03 W/kg

Deviation (1 g) = -0.75%; Deviation (10 g) = -3.33%



ELEMENT

DUT: Dipole 1900.0 MHz; Type: D1900V2 - SN5d181

Communication System: UID: 0, CW; Frequency: 1900.0 MHz
Medium: 1900 Head; Medium parameters used:
 $f = 1900.0$ MHz; $\text{cond} = 1.41$ S/m; $\text{perm} = 38.7$; $\text{density} = 1000$ kg/m³
Phantom Section: Flat; Space: 10 mm

Test Date: 10/16/2023; Ambient Temp: 20.2°C; Tissue Temp: 20.0°C

Probe: EX3DV4 - SN7421; ConvF:(7.43,7.43,7.43); 2023-03-16
Sensor-Surface: 1.4mm (VMS + 6p)
Electronics: DAE4 Sn604; 2023-03-15
Phantom: Twin-SAM V8.0; Serial: 2070
Measurement SW: DASY Module SAR V16.2.0.1425

1900.0 MHz System Verification at 20.0 dBm (100 mW)

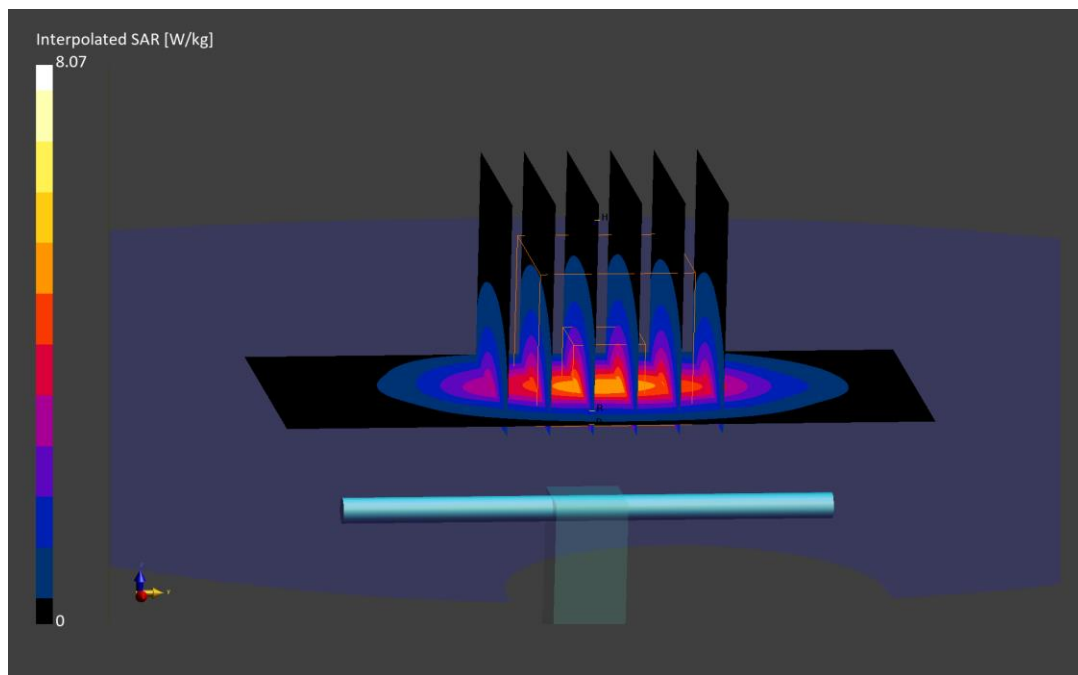
Area Scan (40.0 x 90.0): Measurement grid: $dx=10.0$ mm, $dy=15.0$ mm

Zoom Scan (30.0 x 30.0 x 30.0): Measurement grid: $dx=6.0$ mm, $dy=6.0$ mm, $dz=1.5$ mm; Graded Ratio: 1.5

Peak SAR (extrapolated) = 8.07 W/kg

SAR(1 g) = 4.21 W/kg; SAR(10 g) = 2.15 W/kg

Deviation (1 g) = 5.51%; Deviation (10 g) = 1.90%



ELEMENT

DUT: Dipole 2300.0 MHz; Type: D2300V2 - SN1064

Communication System: UID: 0, CW; Frequency: 2300.0 MHz
Medium: 2450 Head; Medium parameters used:
 $f = 2300.0$ MHz; $\text{cond} = 1.74$ S/m; $\text{perm} = 39.4$; $\text{density} = 1000$ kg/m³
Phantom Section: Flat; Space: 10 mm

Test Date: 09/18/2023; Ambient Temp: 22.2°C; Tissue Temp: 20.8°C

Probe: EX3DV4 - SN7420; ConvF:(7.77,7.77,7.77); 2022-10-20
Sensor-Surface: 1.4mm (VMS + 6p)
Electronics: DAE4 Sn1333; 2022-10-13
Phantom: Twin-SAM V8.0; Serial: 1736
Measurement SW: DASY Module SAR V16.2.0.1425

2300.0 MHz System Verification at 20.0 dBm (100 mW)

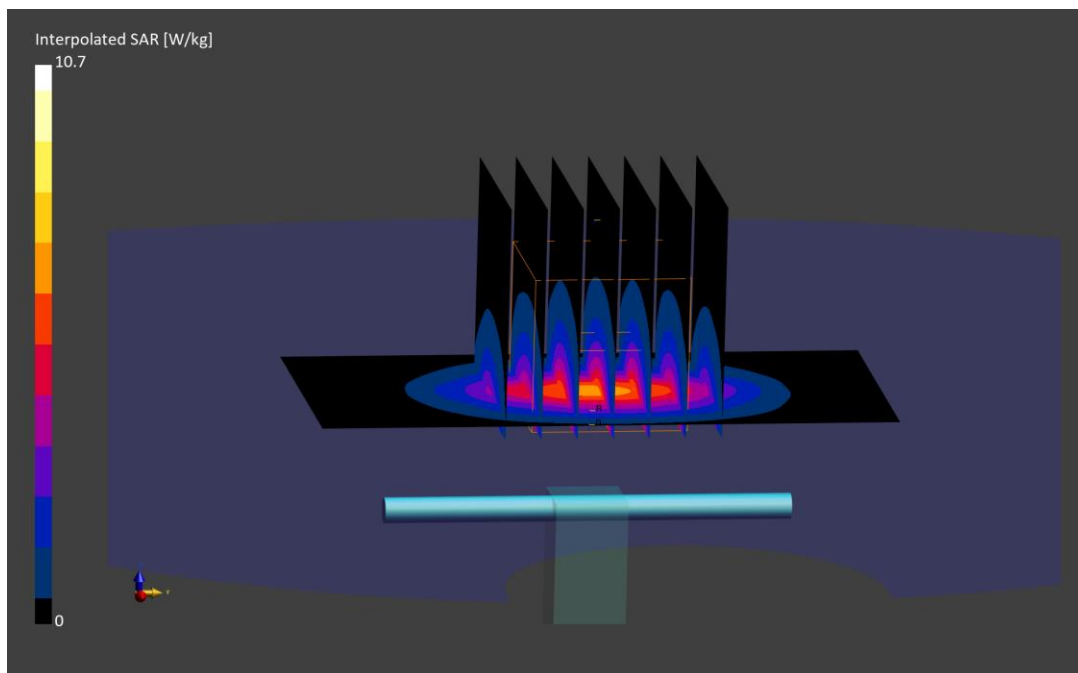
Area Scan (40.0 x 80.0): Measurement grid: $dx=10.0$ mm, $dy=10.0$ mm

Zoom Scan (30.0 x 30.0 x 30.0): Measurement grid: $dx=5.0$ mm, $dy=5.0$ mm, $dz=1.5$ mm; Graded Ratio: 1.5

Peak SAR (extrapolated) = 10.7 W/kg

SAR(1 g) = 5.10 W/kg; SAR(10 g) = 2.41 W/kg

Deviation (1 g) = 4.29%; Deviation (10 g) = 2.99%



ELEMENT

DUT: Dipole 2300.0 MHz; Type: D2300V2 - SN1116

Communication System: UID: 0, CW; Frequency: 2300.0 MHz
Medium: 2450 Head; Medium parameters used:
 $f = 2300.0$ MHz; $\text{cond} = 1.74$ S/m; $\text{perm} = 39.1$; $\text{density} = 1000$ kg/m³
Phantom Section: Flat; Space: 10 mm

Test Date: 10/03/2023; Ambient Temp: 24.1°C; Tissue Temp: 21.5°C

Probe: EX3DV4 - SN7713; ConvF:(8.53,8.53,8.53); 2023-01-11
Sensor-Surface: 1.4mm (VMS + 6p)
Electronics: DAE4 Sn1530; 2023-01-18
Phantom: Twin-SAM V8.0; Serial: 2065
Measurement SW: DASY Module SAR V16.2.0.1425

2300.0 MHz System Verification at 20.0 dBm (100 mW)

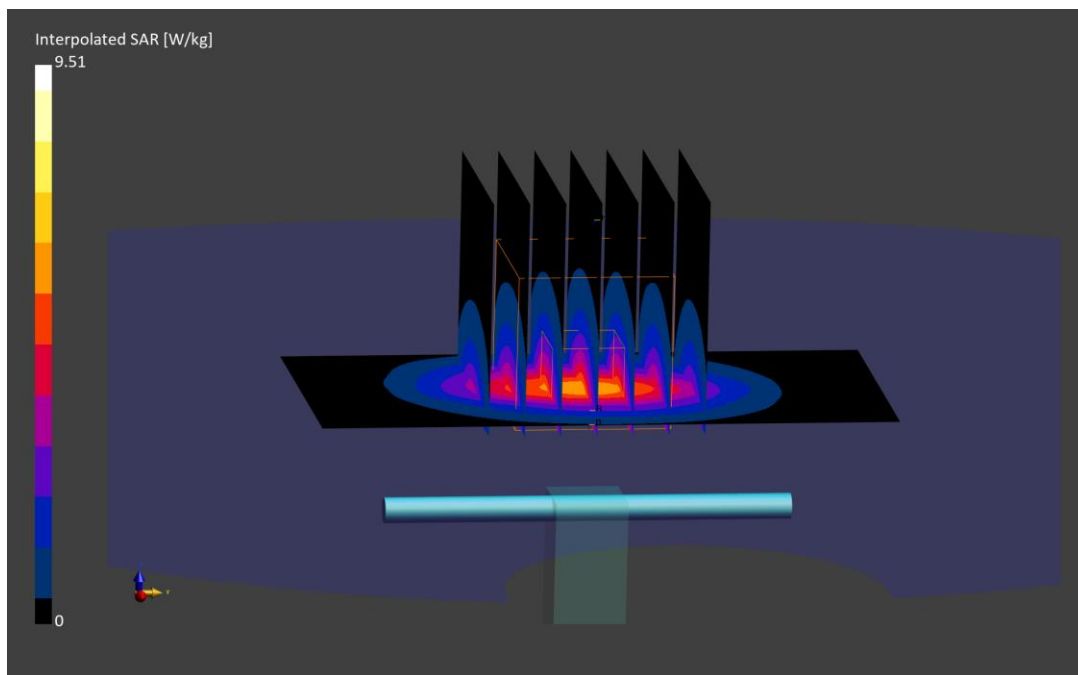
Area Scan (40.0 x 80.0): Measurement grid: $dx=10.0$ mm, $dy=10.0$ mm

Zoom Scan (30.0 x 30.0 x 30.0): Measurement grid: $dx=5.0$ mm, $dy=5.0$ mm, $dz=1.5$ mm; Graded Ratio: 1.5

Peak SAR (extrapolated) = 9.51 W/kg

SAR(1 g) = 4.75 W/kg; SAR(10 g) = 2.31 W/kg

Deviation (1 g) = -4.23%; Deviation (10 g) = -2.94%



ELEMENT

DUT: Dipole 2300.0 MHz; Type: D2300V2 - SN1116

Communication System: UID: 0, CW; Frequency: 2300.0 MHz
Medium: 2450 Head; Medium parameters used:
f = 2300.0 MHz; cond = 1.71 S/m; perm = 38.9; density = 1000 kg/m³
Phantom Section: Flat; Space: 10 mm

Test Date: 10/09/2023; Ambient Temp: 20.1°C; Tissue Temp: 19.0°C

Probe: EX3DV4 - SN7713; ConvF:(8.53,8.53,8.53); 2023-01-11
Sensor-Surface: 1.4mm (VMS + 6p)
Electronics: DAE4 Sn1530; 2023-01-18
Phantom: Twin-SAM V8.0; Serial: 2065
Measurement SW: DASY Module SAR V16.2.0.1425

2300.0 MHz System Verification at 20.0 dBm (100 mW)


Area Scan (40.0 x 80.0): Measurement grid: dx=10.0 mm, dy=10.0 mm

Zoom Scan (30.0 x 30.0 x 30.0): Measurement grid: dx=5.0 mm, dy=5.0 mm, dz=1.5 mm; Graded Ratio: 1.5

Peak SAR (extrapolated) = 9.12 W/kg

SAR(1 g) = 4.56 W/kg; SAR(10 g) = 2.21 W/kg

Deviation (1 g) = -8.06%; Deviation (10 g) = -7.14%



ELEMENT

DUT: Dipole 2450.0 MHz; Type: D2450V2 - SN750

Communication System: UID: 0, CW; Frequency: 2450.0 MHz
Medium: 2450 Head; Medium parameters used:
 $f = 2450.0$ MHz; $\text{cond} = 1.86$ S/m; $\text{perm} = 39.1$; $\text{density} = 1000$ kg/m³
Phantom Section: Flat; Space: 10 mm

Test Date: 09/18/2023; Ambient Temp: 22.2°C; Tissue Temp: 20.8°C

Probe: EX3DV4 - SN7420; ConvF:(7.33,7.33,7.33); 2022-10-20
Sensor-Surface: 1.4mm (VMS + 6p)
Electronics: DAE4 Sn1333; 2022-10-13
Phantom: Twin-SAM V8.0; Serial: 1736
Measurement SW: DASY Module SAR V16.2.0.1425

2450.0 MHz System Verification at 20.0 dBm (100 mW)

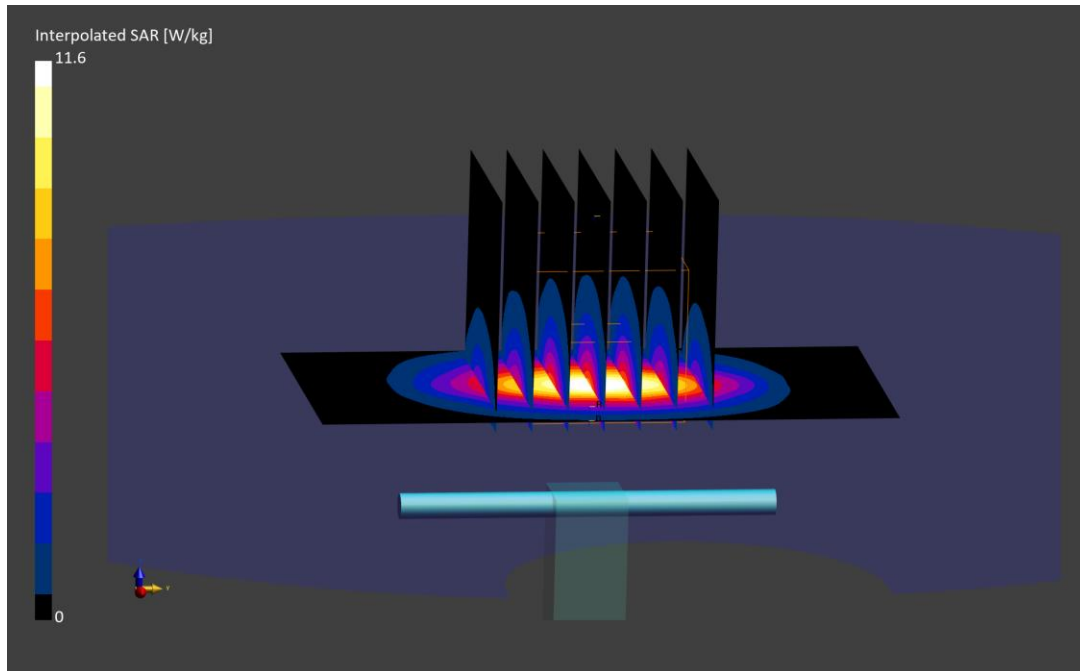
Area Scan (40.0 x 80.0): Measurement grid: $dx=10.0$ mm, $dy=10.0$ mm

Zoom Scan (30.0 x 30.0 x 30.0): Measurement grid: $dx=5.0$ mm, $dy=5.0$ mm, $dz=1.5$ mm; Graded Ratio: 1.5

Peak SAR (extrapolated) = 11.6 W/kg

SAR(1 g) = 5.51 W/kg; SAR(10 g) = 2.55 W/kg

Deviation (1 g) = 4.75%; Deviation (10 g) = 4.08%



ELEMENT

DUT: Dipole 2450.0 MHz; Type: D2450V2 - SN945

Communication System: UID: 0, CW; Frequency: 2450.0 MHz
Medium: 2450 Head; Medium parameters used:
f = 2450.0 MHz; cond = 1.81 S/m; perm = 39.2; density = 1000 kg/m³
Phantom Section: Flat; Space: 10 mm

Test Date: 09/25/2023; Ambient Temp: 21.9°C; Tissue Temp: 22.5°C

Probe: EX3DV4 - SN7547; ConvF:(7.16,7.16,7.16); 2022-10-19
Sensor-Surface: 1.4mm (All points)
Electronics: DAE4 Sn1322; 2022-10-17
Phantom: Twin-SAM V8.0; Serial: 1934
Measurement SW: DASY Module SAR V16.2.0.1425

2450.0 MHz System Verification at 20.0 dBm (100 mW)

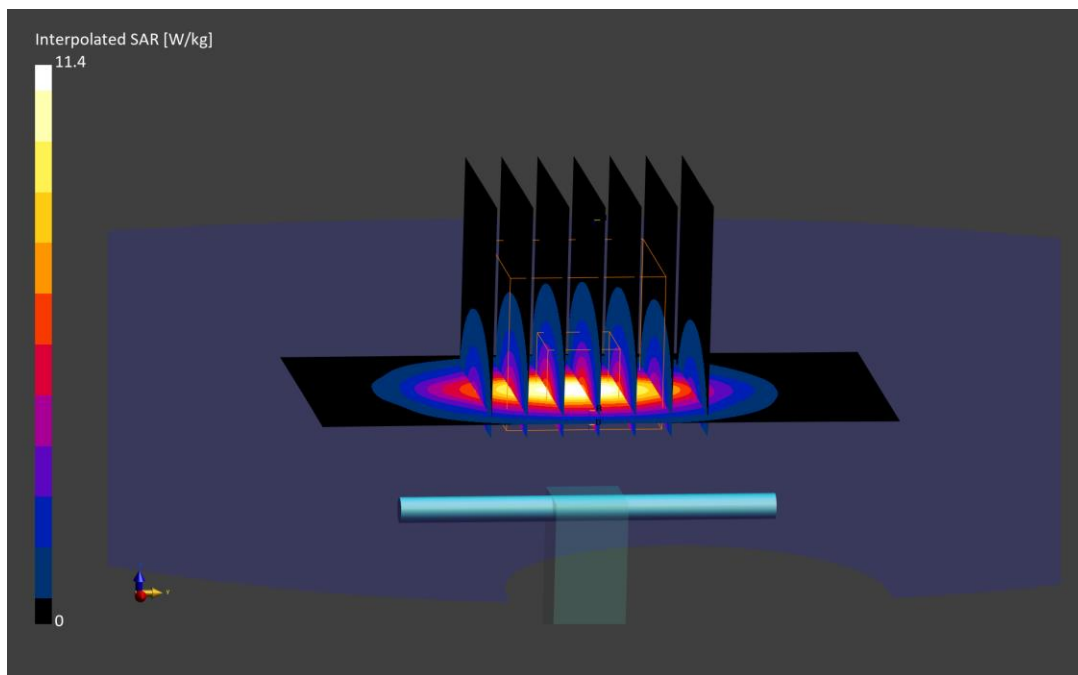
Area Scan (40.0 x 80.0): Measurement grid: dx=10.0 mm, dy=10.0 mm

Zoom Scan (30.0 x 30.0 x 30.0): Measurement grid: dx=5.0 mm, dy=5.0 mm, dz=1.5 mm; Graded Ratio: 1.5

Peak SAR (extrapolated) = 11.4 W/kg

SAR(1 g) = 5.42 W/kg; SAR(10 g) = 2.50 W/kg

Deviation (1 g) = 4.43%; Deviation (10 g) = 1.63%



ELEMENT

DUT: Dipole 2450.0 MHz; Type: D2450V2 - SN945

Communication System: UID: 0, CW; Frequency: 2450.0 MHz
Medium: 2450 Head; Medium parameters used:
f = 2450.0 MHz; cond = 1.81 S/m; perm = 38.3; density = 1000 kg/m³
Phantom Section: Flat; Space: 10 mm

Test Date: 09/27/2023; Ambient Temp: 22.0°C; Tissue Temp: 20.2°C

Probe: EX3DV4 - SN7547; ConvF:(7.16,7.16,7.16); 2022-10-19
Sensor-Surface: 1.4mm (VMS + 6p)
Electronics: DAE4 Sn1322; 2022-10-17
Phantom: Twin-SAM V8.0; Serial: 1934
Measurement SW: DASY Module SAR V16.2.0.1425

2450.0 MHz System Verification at 20.0 dBm (100 mW)

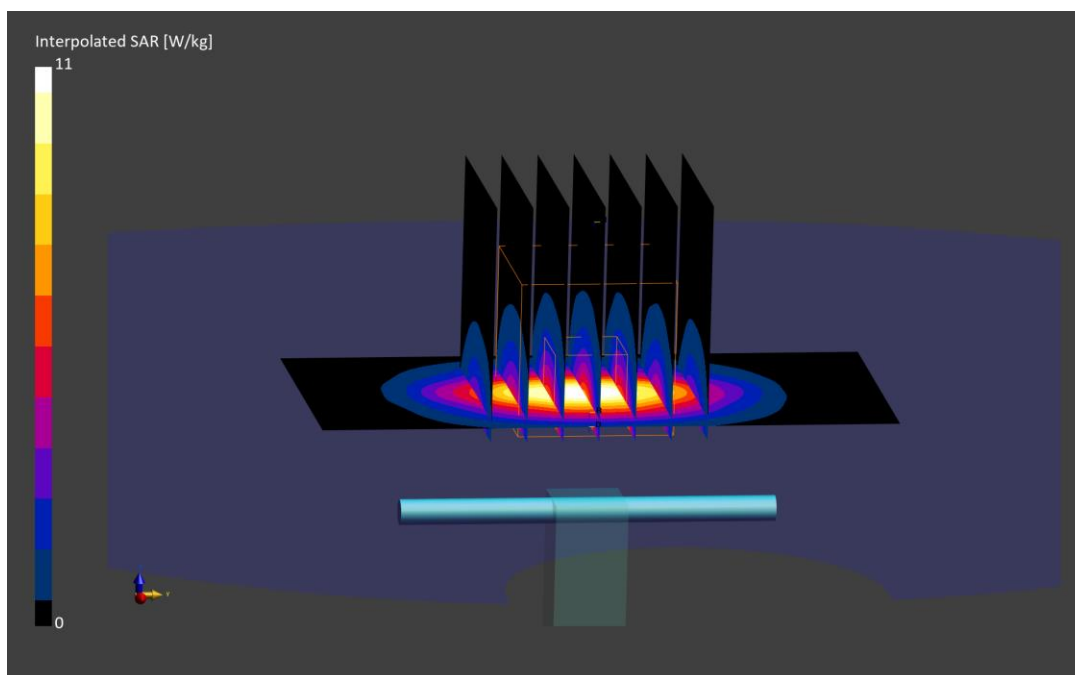
Area Scan (40.0 x 80.0): Measurement grid: dx=10.0 mm, dy=10.0 mm

Zoom Scan (30.0 x 30.0 x 30.0): Measurement grid: dx=5.0 mm, dy=5.0 mm, dz=1.5 mm; Graded Ratio: 1.5

Peak SAR (extrapolated) = 11.0 W/kg

SAR(1 g) = 5.18 W/kg; SAR(10 g) = 2.36 W/kg

Deviation (1 g) = -0.19%; Deviation (10 g) = -4.07%



ELEMENT

DUT: Dipole 2450.0 MHz; Type: D2450V2 - SN945

Communication System: UID: 0, CW; Frequency: 2450.0 MHz
Medium: 2450 Head; Medium parameters used:
 $f = 2450.0$ MHz; $\text{cond} = 1.89$ S/m; $\text{perm} = 39.1$; $\text{density} = 1000$ kg/m³
Phantom Section: Flat; Space: 10 mm

Test Date: 10/02/2023; Ambient Temp: 22.9°C; Tissue Temp: 21.5°C

Probe: EX3DV4 - SN7547; ConvF:(7.16,7.16,7.16); 2022-10-19
Sensor-Surface: 1.4mm (All points)
Electronics: DAE4 Sn1322; 2022-10-17
Phantom: Twin-SAM V8.0; Serial: 1934
Measurement SW: DASY Module SAR V16.2.0.1425

2450.0 MHz System Verification at 20.0 dBm (100 mW)

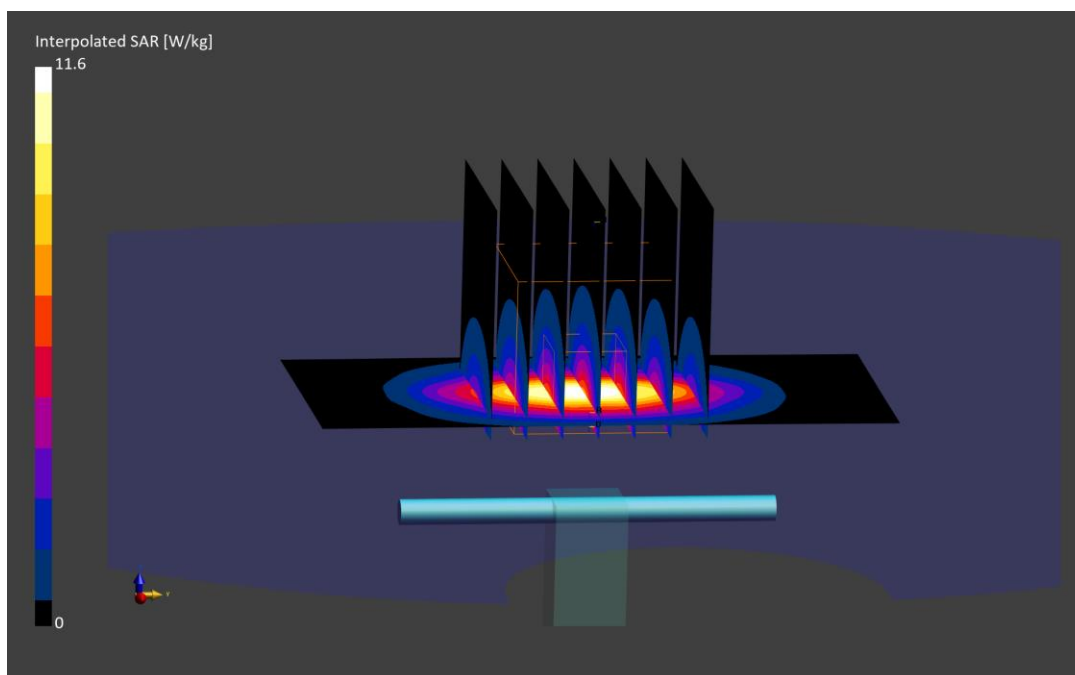
Area Scan (40.0 x 80.0): Measurement grid: $dx=10.0$ mm, $dy=10.0$ mm

Zoom Scan (30.0 x 30.0 x 30.0): Measurement grid: $dx=5.0$ mm, $dy=5.0$ mm, $dz=1.5$ mm; Graded Ratio: 1.5

Peak SAR (extrapolated) = 11.6 W/kg

SAR(1 g) = 5.51 W/kg; SAR(10 g) = 2.54 W/kg

Deviation (1 g) = 6.17%; Deviation (10 g) = 3.25%



ELEMENT

DUT: Dipole 2450.0 MHz; Type: D2450V2 - SN981

Communication System: UID: 0, CW; Frequency: 2450.0 MHz
Medium: 2450 Head; Medium parameters used:
f = 2450.0 MHz; cond = 1.84 S/m; perm = 38.0; density = 1000 kg/m³
Phantom Section: Flat; Space: 10 mm

Test Date: 10/02/2023; Ambient Temp: 22.7°C; Tissue Temp: 21.7°C

Probe: EX3DV4 - SN7570; ConvF:(7.55,7.55,7.55); 2023-01-11
Sensor-Surface: 1.4mm (VMS + 6p)
Electronics: DAE4 Sn1558; 2023-01-17
Phantom: Twin-SAM V8.0; Serial: 2060
Measurement SW: DASY Module SAR V16.2.0.1425

2450.0 MHz System Verification at 20.0 dBm (100 mW)

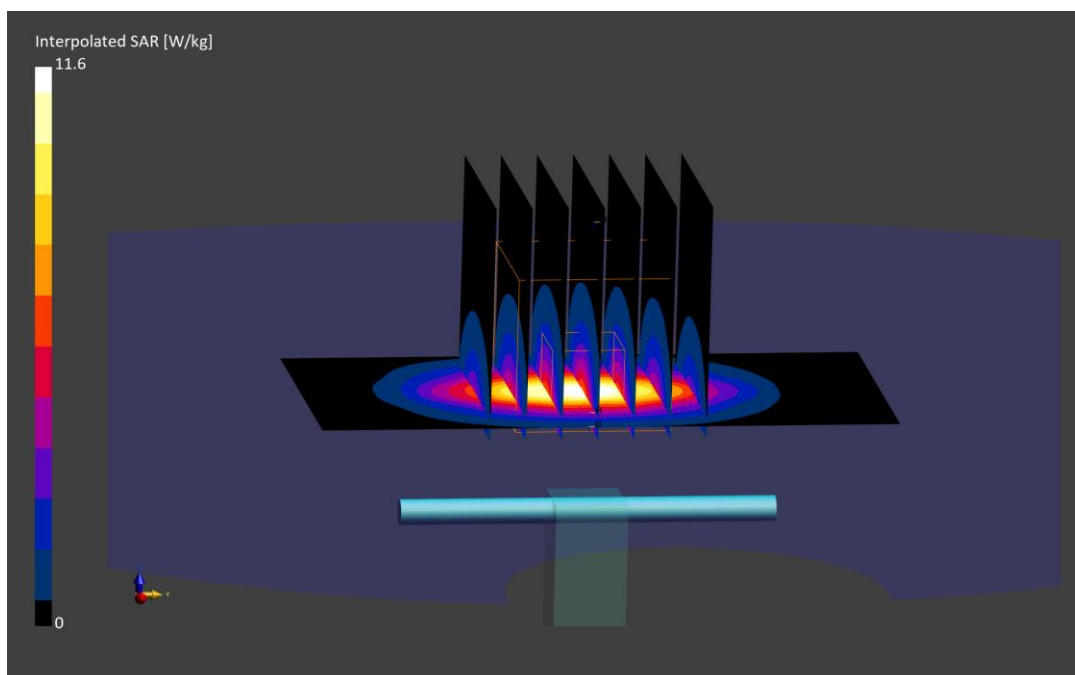
Area Scan (40.0 x 80.0): Measurement grid: dx=10.0 mm, dy=10.0 mm

Zoom Scan (30.0 x 30.0 x 30.0): Measurement grid: dx=5.0 mm, dy=5.0 mm, dz=1.5 mm; Graded Ratio: 1.5

Peak SAR (extrapolated) = 11.6 W/kg

SAR(1 g) = 5.45 W/kg; SAR(10 g) = 2.53 W/kg

Deviation (1 g) = 1.11%; Deviation (10 g) = -0.39%



ELEMENT

DUT: Dipole 2450.0 MHz; Type: D2450V2 - SN750

Communication System: UID: 0, CW; Frequency: 2450.0 MHz
Medium: 2450 Head; Medium parameters used:
 $f = 2450.0$ MHz; $\text{cond} = 1.88$ S/m; $\text{perm} = 38.9$; $\text{density} = 1000$ kg/m³
Phantom Section: Flat; Space: 10 mm

Test Date: 10/09/2023; Ambient Temp: 21.6°C; Tissue Temp: 22.6°C

Probe: EX3DV4 - SN7427; ConvF:(7.42,7.42,7.42); 2023-02-13
Sensor-Surface: 1.4mm (VMS + 6p)
Electronics: DAE4 Sn1403; 2023-02-15
Phantom: Twin-SAM V8.0; Serial: 2027
Measurement SW: DASY Module SAR V16.2.0.1425

2450.0 MHz System Verification at 20.0 dBm (100 mW)

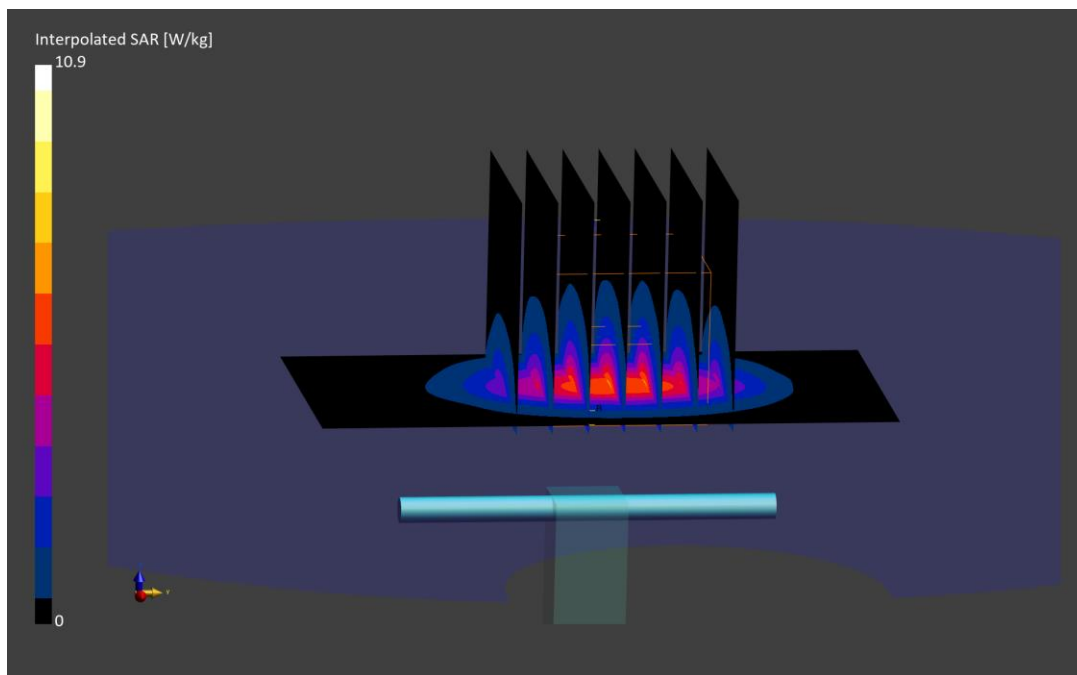
Area Scan (40.0 x 80.0): Measurement grid: $dx=10.0$ mm, $dy=10.0$ mm

Zoom Scan (30.0 x 30.0 x 30.0): Measurement grid: $dx=5.0$ mm, $dy=5.0$ mm, $dz=1.5$ mm; Graded Ratio: 1.5

Peak SAR (extrapolated) = 10.9 W/kg

SAR(1 g) = 5.15 W/kg; SAR(10 g) = 2.35 W/kg

Deviation (1 g) = -2.09%; Deviation (10 g) = -4.08%



ELEMENT

DUT: Dipole 2450.0 MHz; Type: D2450V2 - SN981

Communication System: UID: 0, CW; Frequency: 2450.0 MHz
Medium: 2450 Head; Medium parameters used:
f = 2450.0 MHz; cond = 1.83 S/m; perm = 37.9; density = 1000 kg/m³
Phantom Section: Flat; Space: 10 mm

Test Date: 10/09/2023; Ambient Temp: 19.6°C; Tissue Temp: 22.3°C

Probe: EX3DV4 - SN7570; ConvF:(7.55,7.55,7.55); 2023-01-11
Sensor-Surface: 1.4mm (VMS + 6p)
Electronics: DAE4 Sn1558; 2023-01-17
Phantom: Twin-SAM V8.0; Serial: 2060
Measurement SW: DASY Module SAR V16.2.0.1425

2450.0 MHz System Verification at 20.0 dBm (100 mW)

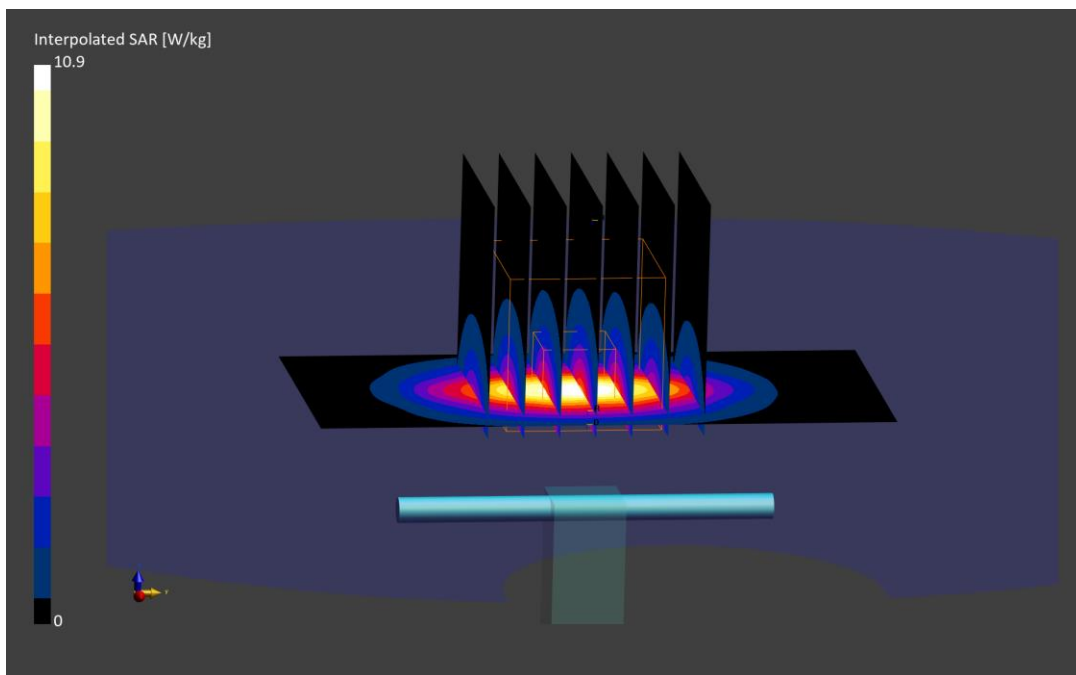
Area Scan (40.0 x 80.0): Measurement grid: dx=10.0 mm, dy=10.0 mm

Zoom Scan (30.0 x 30.0 x 30.0): Measurement grid: dx=5.0 mm, dy=5.0 mm, dz=1.5 mm; Graded Ratio: 1.5

Peak SAR (extrapolated) = 10.9 W/kg

SAR(1 g) = 5.09 W/kg; SAR(10 g) = 2.32 W/kg

Deviation (1 g) = -5.57%; Deviation (10 g) = -8.66%



ELEMENT

DUT: Dipole 2450.0 MHz; Type: D2450V2 - SN981

Communication System: UID: 0, CW; Frequency: 2450.0 MHz

Medium: 2450 Head; Medium parameters used:

$f = 2450.0$ MHz; $\text{cond} = 1.83$ S/m; $\text{perm} = 39.2$; $\text{density} = 1000$ kg/m³

Phantom Section: Flat; Space: 10 mm

Test Date: 10/31/2023; Ambient Temp: 22.9°C; Tissue Temp: 21.7°C

Probe: EX3DV4 - SN7713; ConvF:(8.26,8.26,8.26); 2023-01-11

Sensor-Surface: 1.4mm (VMS + 6p)

Electronics: DAE4 Sn1530; 2023-01-18

Phantom: Twin-SAM V8.0; Serial: 2065

Measurement SW: DASY Module SAR V16.2.0.1425

2450.0 MHz System Verification at 20.0 dBm (100 mW)

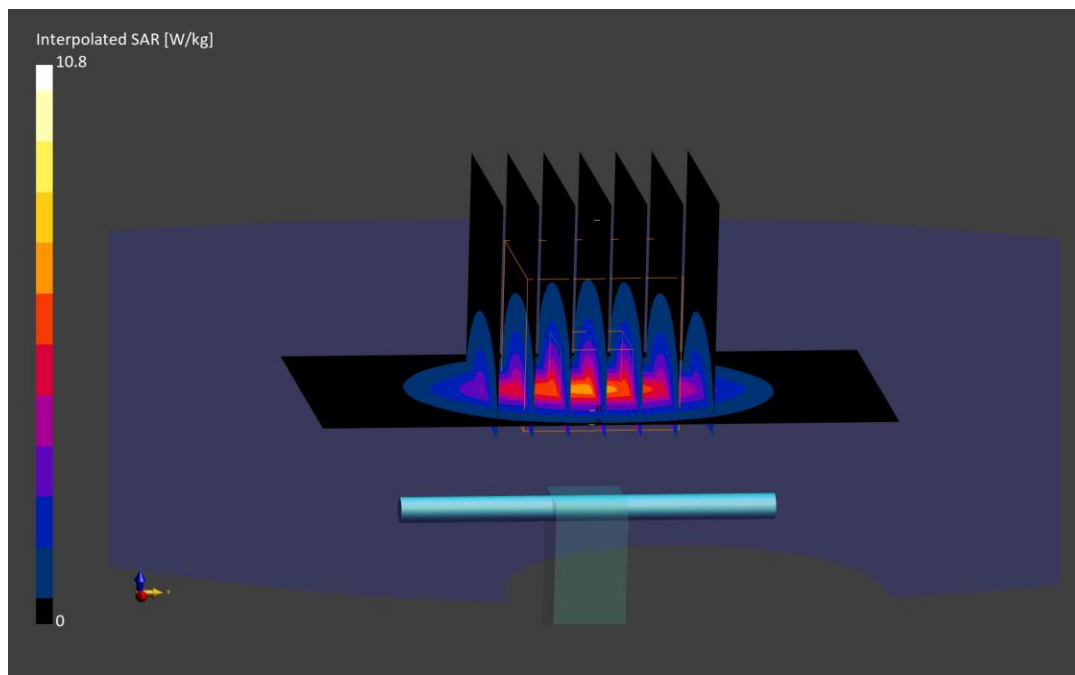
Area Scan (40.0 x 80.0): Measurement grid: $dx=10.0$ mm, $dy=10.0$ mm

Zoom Scan (30.0 x 30.0 x 30.0): Measurement grid: $dx=5.0$ mm, $dy=5.0$ mm, $dz=1.5$ mm; Graded Ratio: 1.5

Peak SAR (extrapolated) = 10.7 W/kg

SAR(1 g) = 5.14 W/kg; SAR(10 g) = 2.39 W/kg

Deviation (1 g) = -4.64%; Deviation (10 g) = -5.91%



ELEMENT

DUT: Dipole 2600.0 MHz; Type: D2600V2 - SN1042

Communication System: UID: 0, CW; Frequency: 2600.0 MHz
Medium: 2450 Head; Medium parameters used:
f = 2600.0 MHz; cond = 1.98 S/m; perm = 38.9; density = 1000 kg/m³
Phantom Section: Flat; Space: 10 mm

Test Date: 09/18/2023; Ambient Temp: 22.2°C; Tissue Temp: 20.8°C

Probe: EX3DV4 - SN7420; ConvF:(7.2,7.2,7.2); 2022-10-20
Sensor-Surface: 1.4mm (VMS + 6p)
Electronics: DAE4 Sn1333; 2022-10-13
Phantom: Twin-SAM V8.0; Serial: 1736
Measurement SW: DASY Module SAR V16.2.0.1425

2600.0 MHz System Verification at 20.0 dBm (100 mW)

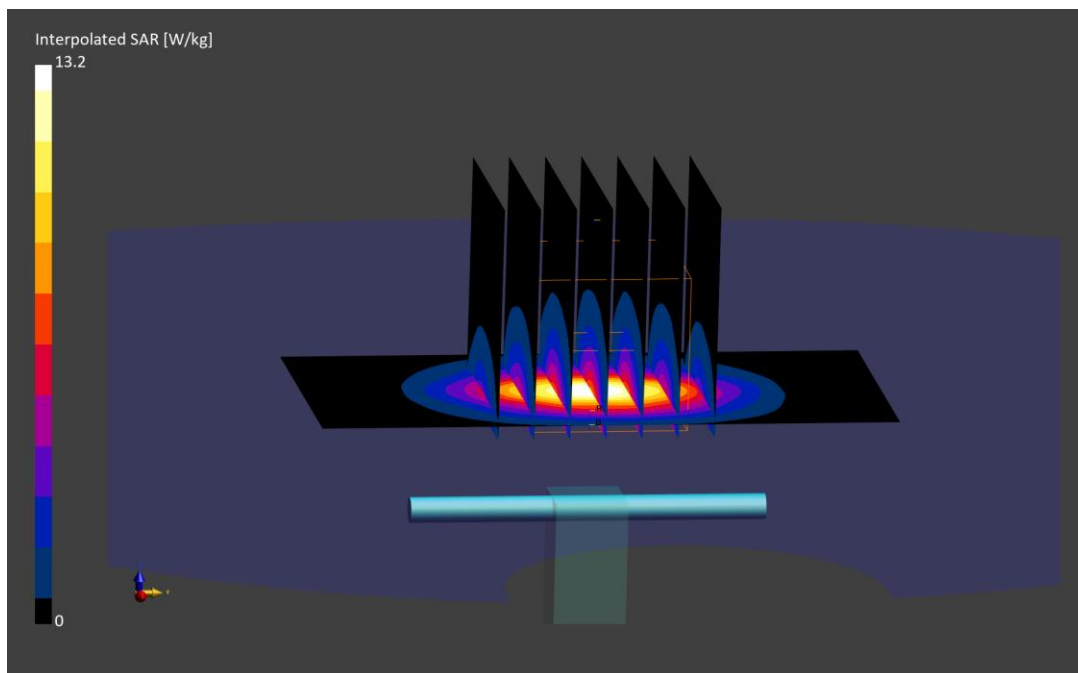
Area Scan (40.0 x 80.0): Measurement grid: dx=10.0 mm, dy=10.0 mm

Zoom Scan (30.0 x 30.0 x 30.0): Measurement grid: dx=5.0 mm, dy=5.0 mm, dz=1.5 mm; Graded Ratio: 1.5

Peak SAR (extrapolated) = 13.1 W/kg

SAR(1 g) = 6.02 W/kg; SAR(10 g) = 2.68 W/kg

Deviation (1 g) = 7.89%; Deviation (10 g) = 7.63%



ELEMENT

DUT: Dipole 2600.0 MHz; Type: D2600V2 - SN1009

Communication System: UID: 0, CW; Frequency: 2600.0 MHz
Medium: 2450 Head; Medium parameters used:
 $f = 2600.0$ MHz; $\text{cond} = 1.97$ S/m; $\text{perm} = 38.7$; $\text{density} = 1000$ kg/m³
Phantom Section: Flat; Space: 10 mm

Test Date: 09/25/2023; Ambient Temp: 21.9°C; Tissue Temp: 22.5°C

Probe: EX3DV4 - SN7547; ConvF:(6.92,6.92,6.92); 2022-10-19
Sensor-Surface: 1.4mm (All points)
Electronics: DAE4 Sn1322; 2022-10-17
Phantom: Twin-SAM V8.0; Serial: 1934
Measurement SW: DASY Module SAR V16.2.0.1425

2600.0 MHz System Verification at 20.0 dBm (100 mW)

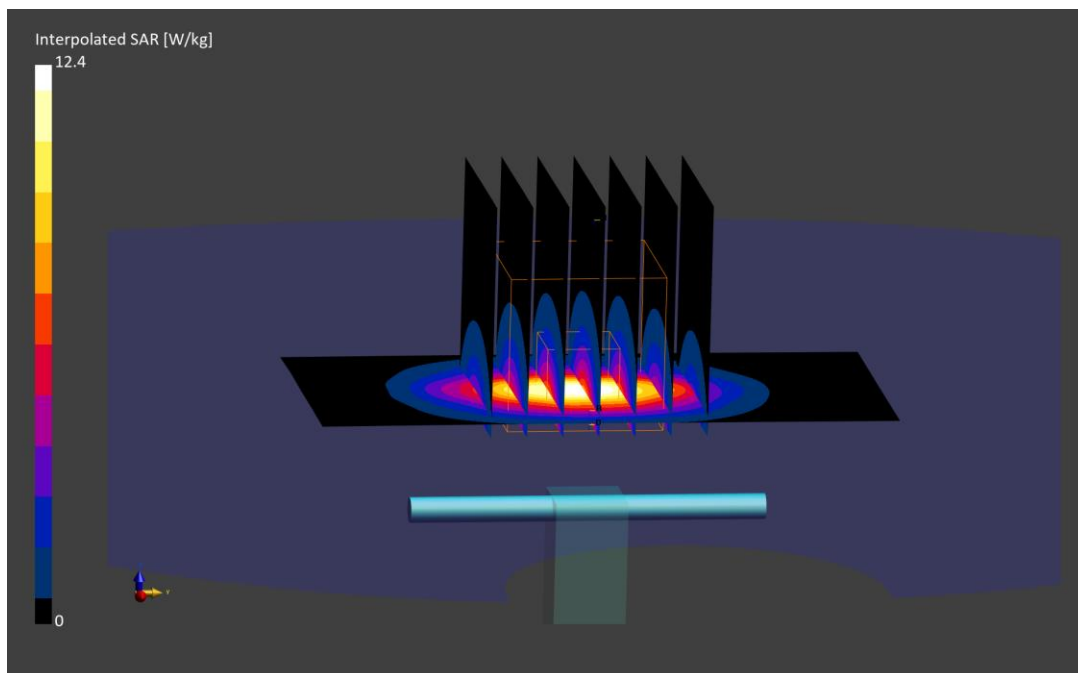
Area Scan (40.0 x 80.0): Measurement grid: $\text{dx}=10.0$ mm, $\text{dy}=10.0$ mm

Zoom Scan (30.0 x 30.0 x 30.0): Measurement grid: $\text{dx}=5.0$ mm, $\text{dy}=5.0$ mm, $\text{dz}=1.5$ mm; Graded Ratio: 1.5

Peak SAR (extrapolated) = 12.4 W/kg

SAR(1 g) = 5.75 W/kg; SAR(10 g) = 2.55 W/kg

Deviation (1 g) = 0.35%; Deviation (10 g) = -1.16%



ELEMENT

DUT: Dipole 2600.0 MHz; Type: D2600V2 - SN1009

Communication System: UID: 0, CW; Frequency: 2600.0 MHz
Medium: 2450 Head; Medium parameters used:
 $f = 2600.0$ MHz; $\text{cond} = 1.97$ S/m; $\text{perm} = 37.7$; $\text{density} = 1000$ kg/m³
Phantom Section: Flat; Space: 10 mm

Test Date: 09/27/2023; Ambient Temp: 22.0°C; Tissue Temp: 20.2°C

Probe: EX3DV4 - SN7547; ConvF:(6.92,6.92,6.92); 2022-10-19
Sensor-Surface: 1.4mm (All points)
Electronics: DAE4 Sn1322; 2022-10-17
Phantom: Twin-SAM V8.0; Serial: 1934
Measurement SW: DASY Module SAR V16.2.0.1425

2600.0 MHz System Verification at 20.0 dBm (100 mW)

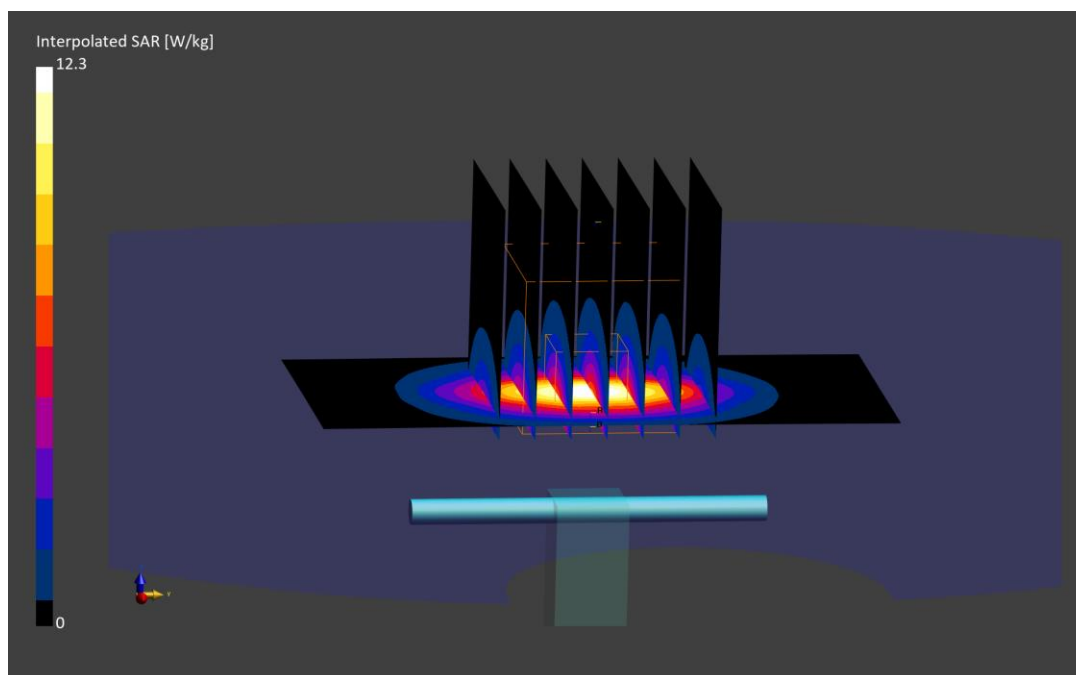
Area Scan (40.0 x 80.0): Measurement grid: $\text{dx}=10.0$ mm, $\text{dy}=10.0$ mm

Zoom Scan (30.0 x 30.0 x 30.0): Measurement grid: $\text{dx}=5.0$ mm, $\text{dy}=5.0$ mm, $\text{dz}=1.5$ mm; Graded Ratio: 1.5

Peak SAR (extrapolated) = 12.3 W/kg

SAR(1 g) = 5.55 W/kg; SAR(10 g) = 2.42 W/kg

Deviation (1 g) = -3.14%; Deviation (10 g) = -6.20%



ELEMENT

DUT: Dipole 2600.0 MHz; Type: D2600V2 - SN1009

Communication System: UID: 0, CW; Frequency: 2600.0 MHz
Medium: 2450 Head; Medium parameters used:
 $f = 2600.0$ MHz; $\text{cond} = 2.05$ S/m; $\text{perm} = 38.6$; $\text{density} = 1000$ kg/m³
Phantom Section: Flat; Space: 10 mm

Test Date: 10/02/2023; Ambient Temp: 22.9°C; Tissue Temp: 21.5°C

Probe: EX3DV4 - SN7547; ConvF:(6.92,6.92,6.92); 2022-10-19
Sensor-Surface: 1.4mm (All points)
Electronics: DAE4 Sn1322; 2022-10-17
Phantom: Twin-SAM V8.0; Serial: 1934
Measurement SW: DASY Module SAR V16.2.0.1425

2600.0 MHz System Verification at 20.0 dBm (100 mW)

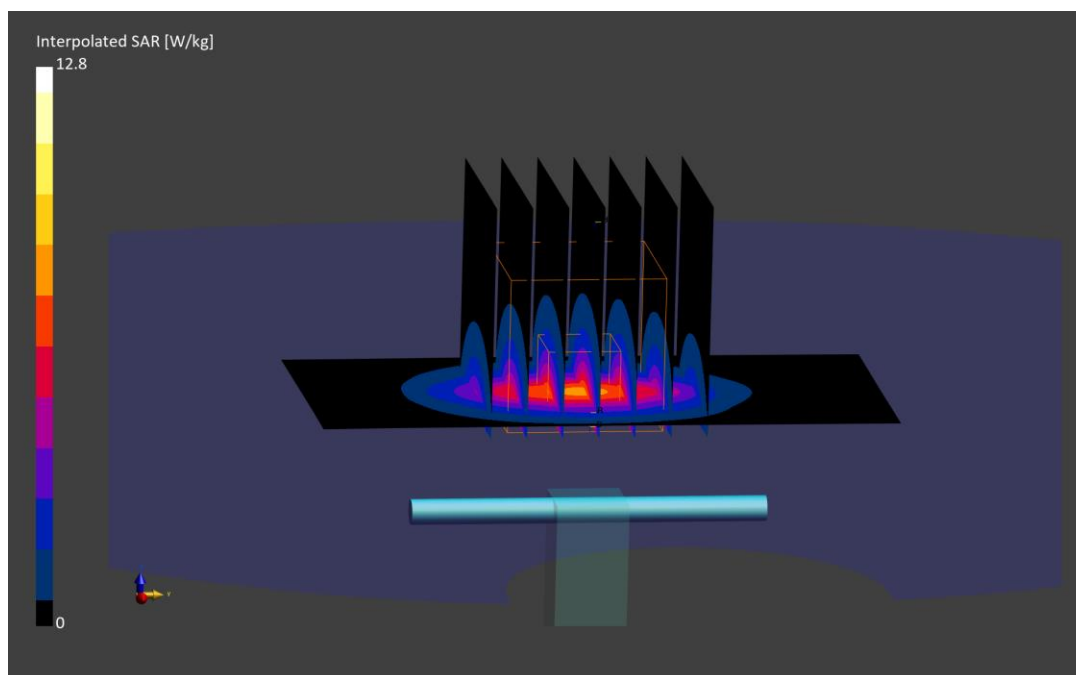
Area Scan (40.0 x 80.0): Measurement grid: $\text{dx}=10.0$ mm, $\text{dy}=10.0$ mm

Zoom Scan (30.0 x 30.0 x 30.0): Measurement grid: $\text{dx}=5.0$ mm, $\text{dy}=5.0$ mm, $\text{dz}=1.5$ mm; Graded Ratio: 1.5

Peak SAR (extrapolated) = 12.8 W/kg

SAR(1 g) = 5.91 W/kg; SAR(10 g) = 2.62 W/kg

Deviation (1 g) = 3.14%; Deviation (10 g) = 1.55%



ELEMENT

DUT: Dipole 2600.0 MHz; Type: D2600V2 - SN1004

Communication System: UID: 0, CW; Frequency: 2600.0 MHz
Medium: 2450 Head; Medium parameters used:
f = 2600.0 MHz; cond = 1.97 S/m; perm = 38.9; density = 1000 kg/m³
Phantom Section: Flat; Space: 10 mm

Test Date: 10/03/2023; Ambient Temp: 22.5°C; Tissue Temp: 21.7°C

Probe: EX3DV4 - SN7409; ConvF:(7.17,7.17,7.17); 2023-06-15
Sensor-Surface: 1.4mm (VMS + 6p)
Electronics: DAE4 Sn1334; 2023-06-15
Phantom: Twin-SAM V8.0; Serial: 1630
Measurement SW: DASY Module SAR V16.2.0.1425

2600.0 MHz System Verification at 20.0 dBm (100 mW)


Area Scan (40.0 x 80.0): Measurement grid: dx=10.0 mm, dy=10.0 mm

Zoom Scan (30.0 x 30.0 x 30.0): Measurement grid: dx=5.0 mm, dy=5.0 mm, dz=1.5 mm; Graded Ratio: 1.5

Peak SAR (extrapolated) = 12.8 W/kg

SAR(1 g) = 5.83 W/kg; SAR(10 g) = 2.60 W/kg

Deviation (1 g) = 0.87%; Deviation (10 g) = 1.17%



ELEMENT

DUT: Dipole 2600.0 MHz; Type: D2600V2 - SN1042

Communication System: UID: 0, CW; Frequency: 2600.0 MHz
Medium: 2450 Head; Medium parameters used:
f = 2600.0 MHz; cond = 2.05 S/m; perm = 38.3; density = 1000 kg/m³
Phantom Section: Flat; Space: 10 mm

Test Date: 10/09/2023; Ambient Temp: 21.6°C; Tissue Temp: 22.6°C

Probe: EX3DV4 - SN7427; ConvF:(7.1,7.1,7.1); 2023-02-13
Sensor-Surface: 1.4mm (VMS + 6p)
Electronics: DAE4 Sn1403; 2023-02-15
Phantom: Twin-SAM V8.0; Serial: 2027
Measurement SW: DASY Module SAR V16.2.0.1425

2600.0 MHz System Verification at 20.0 dBm (100 mW)

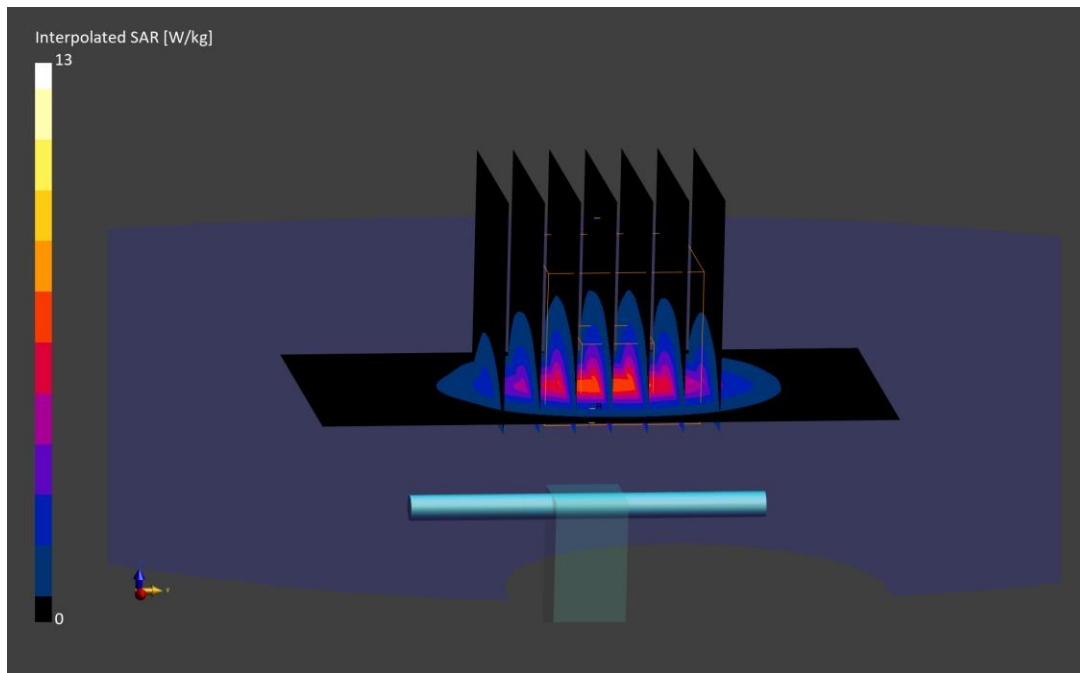
Area Scan (40.0 x 80.0): Measurement grid: dx=10.0 mm, dy=10.0 mm

Zoom Scan (30.0 x 30.0 x 30.0): Measurement grid: dx=5.0 mm, dy=5.0 mm, dz=1.5 mm; Graded Ratio: 1.5

Peak SAR (extrapolated) = 13.0 W/kg

SAR(1 g) = 5.73 W/kg; SAR(10 g) = 2.51 W/kg

Deviation (1 g) = 2.69%; Deviation (10 g) = 0.80%



ELEMENT

DUT: Dipole 2600.0 MHz; Type: D2600V2 - SN1042

Communication System: UID: 0, CW; Frequency: 2600.0 MHz
Medium: 2450 Head; Medium parameters used:
f = 2600.0 MHz; cond = 2.06 S/m; perm = 38.3; density = 1000 kg/m³
Phantom Section: Flat; Space: 10 mm

Test Date: 10/11/2023; Ambient Temp: 22.1°C; Tissue Temp: 22.7°C

Probe: EX3DV4 - SN7427; ConvF:(7.1,7.1,7.1); 2023-02-13
Sensor-Surface: 1.4mm (VMS + 6p)
Electronics: DAE4 Sn1403; 2023-02-15
Phantom: Twin-SAM V8.0; Serial: 2027
Measurement SW: DASY Module SAR V16.2.0.1425

2600.0 MHz System Verification at 20.0 dBm (100 mW)

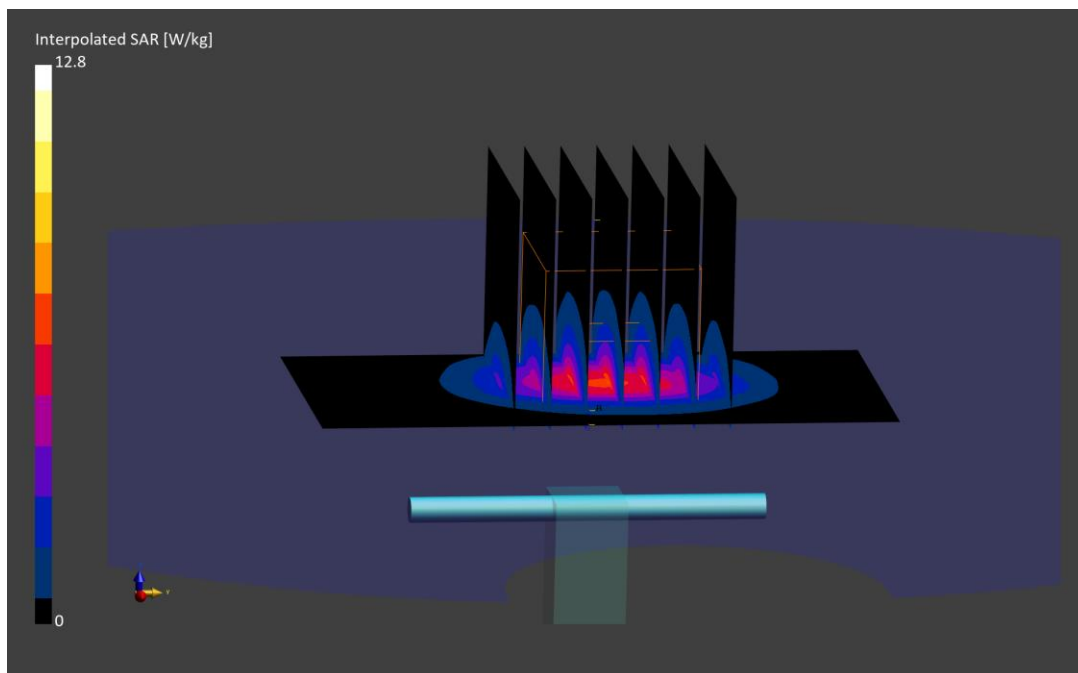
Area Scan (40.0 x 80.0): Measurement grid: dx=10.0 mm, dy=10.0 mm

Zoom Scan (30.0 x 30.0 x 30.0): Measurement grid: dx=5.0 mm, dy=5.0 mm, dz=1.5 mm; Graded Ratio: 1.5

Peak SAR (extrapolated) = 12.8 W/kg

SAR(1 g) = 5.60 W/kg; SAR(10 g) = 2.44 W/kg

Deviation (1 g) = 0.36%; Deviation (10 g) = -2.01%



ELEMENT

DUT: Dipole 2600.0 MHz; Type: D2600V2 - SN1042

Communication System: UID: 0, CW; Frequency: 2600.0 MHz
Medium: 2450 Head; Medium parameters used:
f = 2600.0 MHz; cond = 2.00 S/m; perm = 37.4; density = 1000 kg/m³
Phantom Section: Flat; Space: 10 mm

Test Date: 10/18/2023; Ambient Temp: 22.3°C; Tissue Temp: 23.1°C

Probe: EX3DV4 - SN7427; ConvF:(7.1,7.1,7.1); 2023-02-13
Sensor-Surface: 1.4mm (VMS + 6p)
Electronics: DAE4 Sn1403; 2023-02-15
Phantom: Twin-SAM V8.0; Serial: 2027
Measurement SW: DASY Module SAR V16.2.0.1425

2600.0 MHz System Verification at 20.0 dBm (100 mW)


Area Scan (40.0 x 80.0): Measurement grid: dx=10.0 mm, dy=10.0 mm

Zoom Scan (30.0 x 30.0 x 30.0): Measurement grid: dx=5.0 mm, dy=5.0 mm, dz=1.5 mm; Graded Ratio: 1.5

Peak SAR (extrapolated) = 12.9 W/kg

SAR(1 g) = 5.61 W/kg; SAR(10 g) = 2.46 W/kg

Deviation (1 g) = 0.54%; Deviation (10 g) = -1.20%



ELEMENT

DUT: Dipole 3500.0 MHz; Type: D3500V2 - SN1126

Communication System: UID: 0, CW; Frequency: 3500.0 MHz
Medium: 3600 Head; Medium parameters used:
f = 3500.0 MHz; cond = 2.89 S/m; perm = 36.3; density = 1000 kg/m³
Phantom Section: Flat; Space: 10 mm

Test Date: 09/27/2023; Ambient Temp: 22.6°C; Tissue Temp: 21.2°C

Probe: EX3DV4 - SN7490; ConvF:(6.9,6.9,6.9); 2022-12-09
Sensor-Surface: 1.4mm (VMS + 6p)
Electronics: DAE4 Sn1644; 2022-12-13
Phantom: Twin-SAM V8.0; Serial: 2034
Measurement SW: DASY Module SAR V16.2.0.1425

3500.0 MHz System Verification at 20.0 dBm (100 mW)

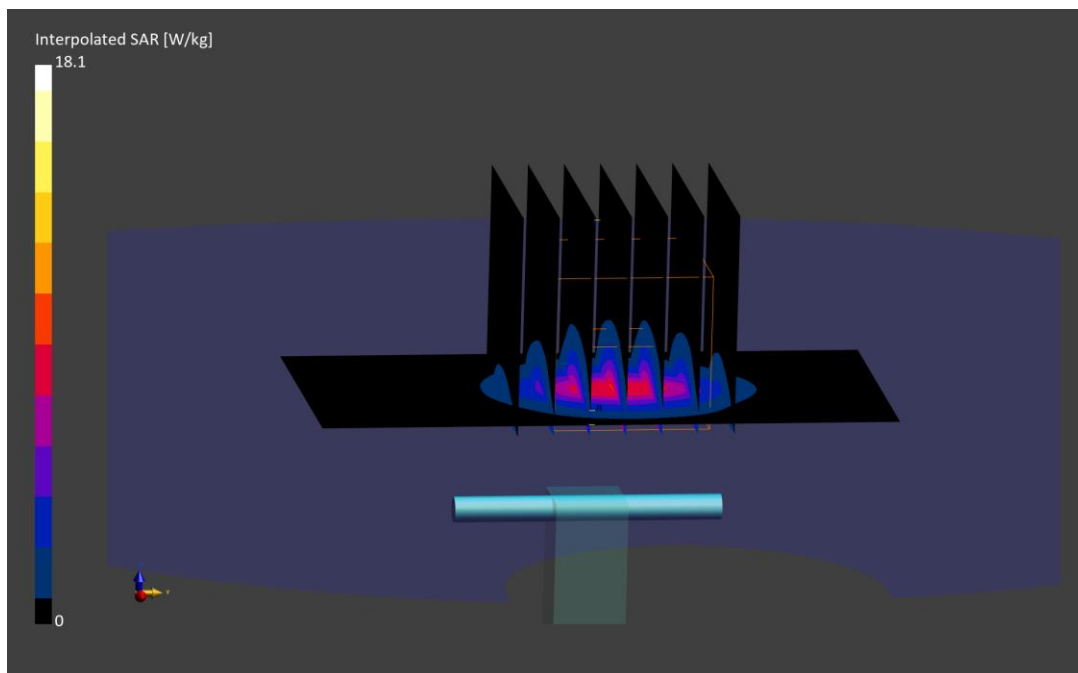
Area Scan (40.0 x 80.0): Measurement grid: dx=10.0 mm, dy=10.0 mm

Zoom Scan (28.0 x 28.0 x 28.0): Measurement grid: dx=5.0 mm, dy=5.0 mm, dz=1.4 mm; Graded Ratio: 1.5

Peak SAR (extrapolated) = 18.1 W/kg

SAR(1 g) = 6.83 W/kg; SAR(10 g) = 2.58 W/kg

Deviation (1 g) = 1.94%; Deviation (10 g) = 3.20%



ELEMENT

DUT: Dipole 3500.0 MHz; Type: D3500V2 - SN1126

Communication System: UID: 0, CW; Frequency: 3500.0 MHz
Medium: 3600 Head; Medium parameters used:
f = 3500.0 MHz; cond = 2.91 S/m; perm = 36.1; density = 1000 kg/m³
Phantom Section: Flat; Space: 10 mm

Test Date: 10/02/2023; Ambient Temp: 21.7°C; Tissue Temp: 21.0°C

Probe: EX3DV4 - SN7490; ConvF:(6.9,6.9,6.9); 2022-12-09
Sensor-Surface: 1.4mm (VMS + 6p)
Electronics: DAE4 Sn1644; 2022-12-13
Phantom: Twin-SAM V8.0; Serial: 2034
Measurement SW: DASY Module SAR V16.2.0.1425

3500.0 MHz System Verification at 20.0 dBm (100 mW)

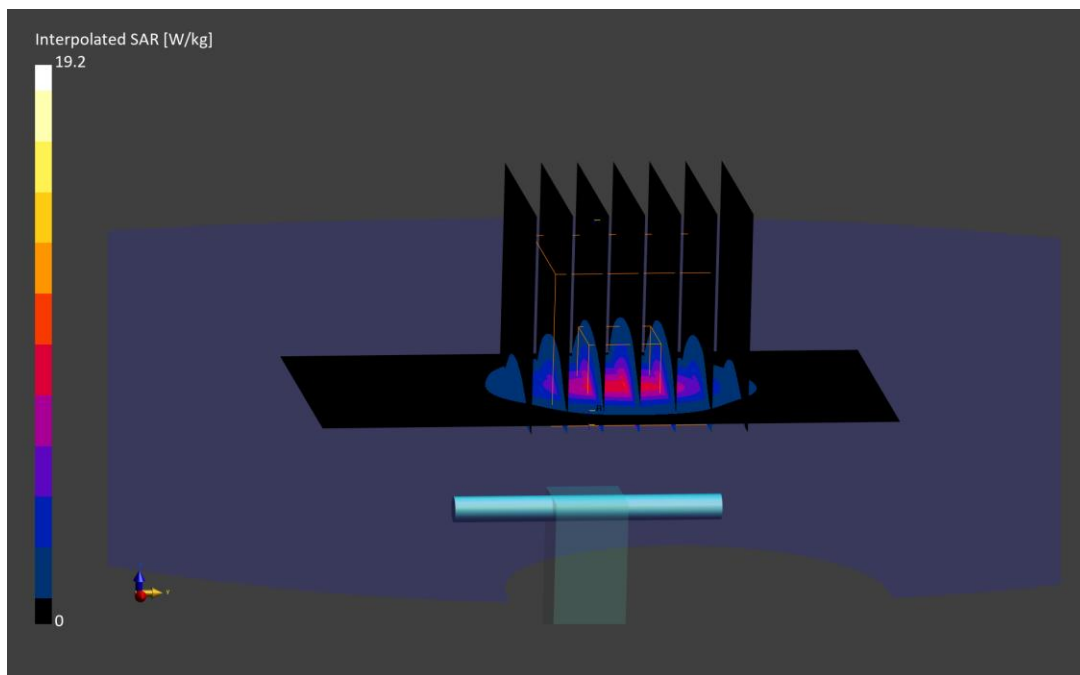
Area Scan (40.0 x 80.0): Measurement grid: dx=10.0 mm, dy=10.0 mm

Zoom Scan (28.0 x 28.0 x 28.0): Measurement grid: dx=5.0 mm, dy=5.0 mm, dz=1.4 mm; Graded Ratio: 1.5

Peak SAR (extrapolated) = 19.2 W/kg

SAR(1 g) = 7.10 W/kg; SAR(10 g) = 2.66 W/kg

Deviation (1 g) = 5.97%; Deviation (10 g) = 6.40%



ELEMENT

DUT: Dipole 3500.0 MHz; Type: D3500V2 - SN1055

Communication System: UID: 0, CW; Frequency: 3500.0 MHz
Medium: 3600 Head; Medium parameters used:
 $f = 3500.0$ MHz; $\text{cond} = 2.77$ S/m; $\text{perm} = 39.3$; $\text{density} = 1000$ kg/m³
Phantom Section: Flat; Space: 10 mm

Test Date: 10/02/2023; Ambient Temp: 20.8°C; Tissue Temp: 20.3°C

Probe: EX3DV4 - SN7638; ConvF:(7.02,7.02,7.02); 2023-03-16
Sensor-Surface: 1.4mm (VMS + 6p)
Electronics: DAE4 Sn1408; 2023-03-13
Phantom: Twin-SAM V8.0; Serial: 1357
Measurement SW: DASY Module SAR V16.2.0.1425

3500.0 MHz System Verification at 20.0 dBm (100 mW)


Area Scan (40.0 x 80.0): Measurement grid: $dx=10.0$ mm, $dy=10.0$ mm

Zoom Scan (28.0 x 28.0 x 28.0): Measurement grid: $dx=5.0$ mm, $dy=5.0$ mm, $dz=1.4$ mm; Graded Ratio: 1.5

Peak SAR (extrapolated) = 17.6 W/kg

SAR(1 g) = 6.66 W/kg; SAR(10 g) = 2.53 W/kg

Deviation (1 g) = 0.91%; Deviation (10 g) = 1.61%



ELEMENT

DUT: Dipole 3500.0 MHz; Type: D3500V2 - SN1055

Communication System: UID: 0, CW; Frequency: 3500.0 MHz
Medium: 3600 Head; Medium parameters used:
f = 3500.0 MHz; cond = 2.90 S/m; perm = 36.2; density = 1000 kg/m³
Phantom Section: Flat; Space: 10 mm

Test Date: 10/23/2023; Ambient Temp: 21.5°C; Tissue Temp: 21.3°C

Probe: EX3DV4 - SN7490; ConvF:(6.9,6.9,6.9); 2022-12-09
Sensor-Surface: 1.4mm (VMS + 6p)
Electronics: DAE4 Sn1644; 2022-12-13
Phantom: Twin-SAM V8.0; Serial: 2034
Measurement SW: DASY Module SAR V16.2.0.1425

3500.0 MHz System Verification at 20.0 dBm (100 mW)


Area Scan (40.0 x 80.0): Measurement grid: dx=10.0 mm, dy=10.0 mm

Zoom Scan (28.0 x 28.0 x 28.0): Measurement grid: dx=5.0 mm, dy=5.0 mm, dz=1.4 mm; Graded Ratio: 1.5

Peak SAR (extrapolated) = 18.0 W/kg

SAR(1 g) = 6.74 W/kg; SAR(10 g) = 2.54 W/kg

Deviation (1 g) = 2.12%; Deviation (10 g) = 2.01%



ELEMENT

DUT: Dipole 3500.0 MHz; Type: D3500V2 - SN1126

Communication System: UID: 0, CW; Frequency: 3500.0 MHz
Medium: 3600 Head; Medium parameters used:
f = 3500.0 MHz; cond = 2.82 S/m; perm = 38.6; density = 1000 kg/m³
Phantom Section: Flat; Space: 10 mm

Test Date: 10/23/2023; Ambient Temp: 20.3°C; Tissue Temp: 20.2°C

Probe: EX3DV4 - SN7638; ConvF:(7.02,7.02,7.02); 2023-03-16
Sensor-Surface: 1.4mm (VMS + 6p)
Electronics: DAE4 Sn1408; 2023-03-13
Phantom: Twin-SAM V8.0; Serial: 1357
Measurement SW: DASY Module SAR V16.2.0.1425

3500.0 MHz System Verification at 20.0 dBm (100 mW)


Area Scan (40.0 x 80.0): Measurement grid: dx=10.0 mm, dy=10.0 mm

Zoom Scan (28.0 x 28.0 x 28.0): Measurement grid: dx=5.0 mm, dy=5.0 mm, dz=1.4 mm; Graded Ratio: 1.5

Peak SAR (extrapolated) = 17.7 W/kg

SAR(1 g) = 6.98 W/kg; SAR(10 g) = 2.66 W/kg

Deviation (1 g) = 4.18%; Deviation (10 g) = 6.40%



ELEMENT

DUT: Dipole 3500.0 MHz; Type: D3500V2 - SN1059

Communication System: UID: 0, CW; Frequency: 3500.0 MHz
Medium: 3600 Head; Medium parameters used:
f = 3500.0 MHz; cond = 2.80 S/m; perm = 39.6; density = 1000 kg/m³
Phantom Section: Flat; Space: 10 mm

Test Date: 11/05/2023; Ambient Temp: 21.8°C; Tissue Temp: 19.3°C

Probe: EX3DV4 - SN7409; ConvF:(6.96,6.96,6.96); 2023-06-15
Sensor-Surface: 1.4mm (VMS + 6p)
Electronics: DAE4 Sn1334; 2023-06-15
Phantom: Twin-SAM V8.0; Serial: 1630
Measurement SW: DASY Module SAR V16.2.0.1425

3500.0 MHz System Verification at 20.0 dBm (100 mW)

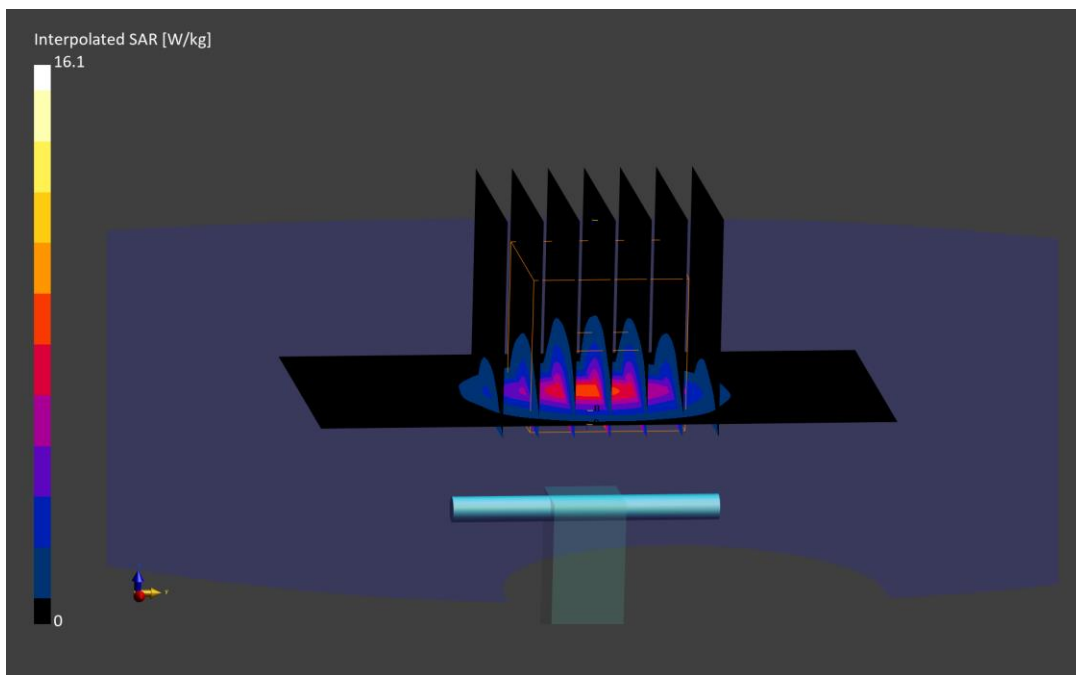
Area Scan (40.0 x 80.0): Measurement grid: dx=10.0 mm, dy=10.0 mm

Zoom Scan (28.0 x 28.0 x 28.0): Measurement grid: dx=5.0 mm, dy=5.0 mm, dz=1.4 mm; Graded Ratio: 1.5

Peak SAR (extrapolated) = 16.1 W/kg

SAR(1 g) = 6.39 W/kg; SAR(10 g) = 2.46 W/kg

Deviation (1 g) = 0.31%; Deviation (10 g) = 2.93%



ELEMENT

DUT: Dipole 3700.0 MHz; Type: D3700V2 - SN1097

Communication System: UID: 0, CW; Frequency: 3700.0 MHz
Medium: 3600 Head; Medium parameters used:
f = 3700.0 MHz; cond = 3.05 S/m; perm = 36.0; density = 1000 kg/m³
Phantom Section: Flat; Space: 10 mm

Test Date: 09/27/2023; Ambient Temp: 22.6°C; Tissue Temp: 21.2°C

Probe: EX3DV4 - SN7490; ConvF:(6.7,6.7,6.7); 2022-12-09
Sensor-Surface: 1.4mm (VMS + 6p)
Electronics: DAE4 Sn1644; 2022-12-13
Phantom: Twin-SAM V8.0; Serial: 2034
Measurement SW: DASY Module SAR V16.2.0.1425

3700.0 MHz System Verification at 20.0 dBm (100 mW)

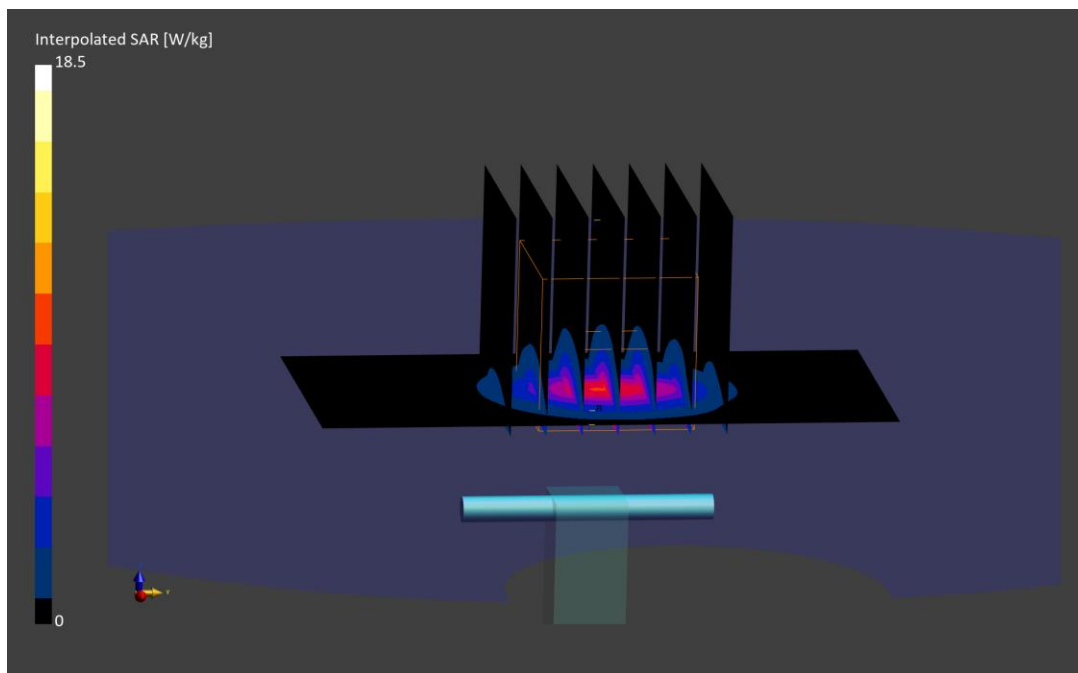
Area Scan (40.0 x 80.0): Measurement grid: dx=10.0 mm, dy=10.0 mm

Zoom Scan (28.0 x 28.0 x 28.0): Measurement grid: dx=5.0 mm, dy=5.0 mm, dz=1.4 mm; Graded Ratio: 1.5

Peak SAR (extrapolated) = 18.5 W/kg

SAR(1 g) = 6.81 W/kg; SAR(10 g) = 2.51 W/kg

Deviation (1 g) = 0.00%; Deviation (10 g) = 2.45%



ELEMENT

DUT: Dipole 3700.0 MHz; Type: D3700V2 - SN1097

Communication System: UID: 0, CW; Frequency: 3700.0 MHz
Medium: 3600 Head; Medium parameters used:
f = 3700.0 MHz; cond = 3.06 S/m; perm = 35.9; density = 1000 kg/m³
Phantom Section: Flat; Space: 10 mm

Test Date: 10/02/2023; Ambient Temp: 21.7°C; Tissue Temp: 21.0°C

Probe: EX3DV4 - SN7490; ConvF:(6.7,6.7,6.7); 2022-12-09
Sensor-Surface: 1.4mm (VMS + 6p)
Electronics: DAE4 Sn1644; 2022-12-13
Phantom: Twin-SAM V8.0; Serial: 2034
Measurement SW: DASY Module SAR V16.2.0.1425

3700.0 MHz System Verification at 20.0 dBm (100 mW)


Area Scan (40.0 x 80.0): Measurement grid: dx=10.0 mm, dy=10.0 mm

Zoom Scan (28.0 x 28.0 x 28.0): Measurement grid: dx=5.0 mm, dy=5.0 mm, dz=1.4 mm; Graded Ratio: 1.5

Peak SAR (extrapolated) = 18.9 W/kg

SAR(1 g) = 6.76 W/kg; SAR(10 g) = 2.49 W/kg

Deviation (1 g) = -0.73%; Deviation (10 g) = 1.63%



ELEMENT

DUT: Dipole 3700.0 MHz; Type: D3700V2 - SN1002

Communication System: UID: 0, CW; Frequency: 3700.0 MHz
Medium: 3600 Head; Medium parameters used:
 $f = 3700.0$ MHz; $\text{cond} = 2.97$ S/m; $\text{perm} = 39.0$; $\text{density} = 1000$ kg/m³
Phantom Section: Flat; Space: 10 mm

Test Date: 10/02/2023; Ambient Temp: 20.8°C; Tissue Temp: 20.3°C

Probe: EX3DV4 - SN7638; ConvF:(6.99,6.99,6.99); 2023-03-16
Sensor-Surface: 1.4mm (VMS + 6p)
Electronics: DAE4 Sn1408; 2023-03-13
Phantom: Twin-SAM V8.0; Serial: 1357
Measurement SW: DASY Module SAR V16.2.0.1425

3700.0 MHz System Verification at 20.0 dBm (100 mW)

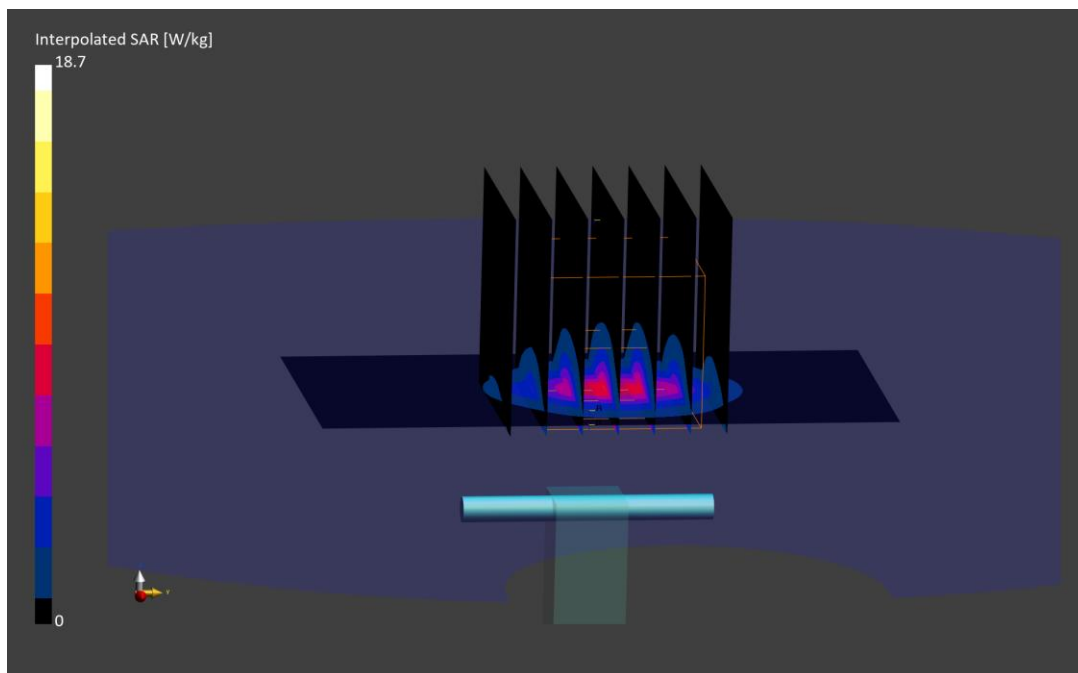
Area Scan (40.0 x 80.0): Measurement grid: $dx=10.0$ mm, $dy=10.0$ mm

Zoom Scan (28.0 x 28.0 x 28.0): Measurement grid: $dx=5.0$ mm, $dy=5.0$ mm, $dz=1.4$ mm; Graded Ratio: 1.5

Peak SAR (extrapolated) = 18.7 W/kg

SAR(1 g) = 6.82 W/kg; SAR(10 g) = 2.50 W/kg

Deviation (1 g) = 0.44%; Deviation (10 g) = 1.21%



ELEMENT

DUT: Dipole 3700.0 MHz; Type: D3700V2 - SN1097

Communication System: UID: 0, CW; Frequency: 3700.0 MHz
Medium: 3600 Head; Medium parameters used:
f = 3700.0 MHz; cond = 3.05 S/m; perm = 35.9; density = 1000 kg/m³
Phantom Section: Flat; Space: 10 mm

Test Date: 10/23/2023; Ambient Temp: 21.5°C; Tissue Temp: 21.3°C

Probe: EX3DV4 - SN7490; ConvF:(6.7,6.7,6.7); 2022-12-09
Sensor-Surface: 1.4mm (VMS + 6p)
Electronics: DAE4 Sn1644; 2022-12-13
Phantom: Twin-SAM V8.0; Serial: 2034
Measurement SW: DASY Module SAR V16.2.0.1425

3700.0 MHz System Verification at 20.0 dBm (100 mW)


Area Scan (40.0 x 80.0): Measurement grid: dx=10.0 mm, dy=10.0 mm

Zoom Scan (28.0 x 28.0 x 28.0): Measurement grid: dx=5.0 mm, dy=5.0 mm, dz=1.4 mm; Graded Ratio: 1.5

Peak SAR (extrapolated) = 18.0 W/kg

SAR(1 g) = 6.63 W/kg; SAR(10 g) = 2.45 W/kg

Deviation (1 g) = -2.64%; Deviation (10 g) = 0.00%



ELEMENT

DUT: Dipole 3700.0 MHz; Type: D3700V2 - SN1097

Communication System: UID: 0, CW; Frequency: 3700.0 MHz
Medium: 3600 Head; Medium parameters used:
f = 3700.0 MHz; cond = 3.02 S/m; perm = 38.3; density = 1000 kg/m³
Phantom Section: Flat; Space: 10 mm

Test Date: 10/23/2023; Ambient Temp: 20.3°C; Tissue Temp: 20.2°C

Probe: EX3DV4 - SN7638; ConvF:(6.99,6.99,6.99); 2023-03-16
Sensor-Surface: 1.4mm (VMS + 6p)
Electronics: DAE4 Sn1408; 2023-03-13
Phantom: Twin-SAM V8.0; Serial: 1357
Measurement SW: DASY Module SAR V16.2.0.1425

3700.0 MHz System Verification at 20.0 dBm (100 mW)

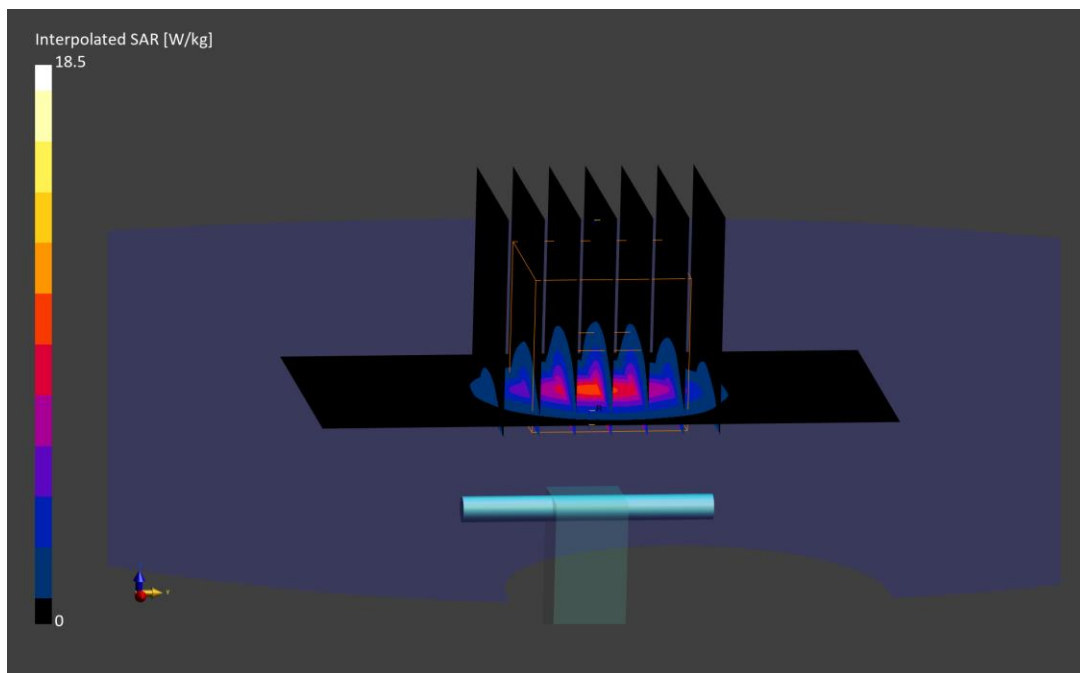
Area Scan (40.0 x 80.0): Measurement grid: dx=10.0 mm, dy=10.0 mm

Zoom Scan (28.0 x 28.0 x 28.0): Measurement grid: dx=5.0 mm, dy=5.0 mm, dz=1.4 mm; Graded Ratio: 1.5

Peak SAR (extrapolated) = 18.5 W/kg

SAR(1 g) = 6.98 W/kg; SAR(10 g) = 2.57 W/kg

Deviation (1 g) = 2.50%; Deviation (10 g) = 4.90%



ELEMENT

DUT: Dipole 3700.0 MHz; Type: D3700V2 - SN1067

Communication System: UID: 0, CW; Frequency: 3700.0 MHz
Medium: 3600 Head; Medium parameters used:
f = 3700.0 MHz; cond = 2.99 S/m; perm = 39.3; density = 1000 kg/m³
Phantom Section: Flat; Space: 10 mm

Test Date: 11/05/2023; Ambient Temp: 21.8°C; Tissue Temp: 19.3°C

Probe: EX3DV4 - SN7409; ConvF:(6.92,6.92,6.92); 2023-06-15
Sensor-Surface: 1.4mm (VMS + 6p)
Electronics: DAE4 Sn1334; 2023-06-15
Phantom: Twin-SAM V8.0; Serial: 1630
Measurement SW: DASY Module SAR V16.2.0.1425

3700.0 MHz System Verification at 20.0 dBm (100 mW)

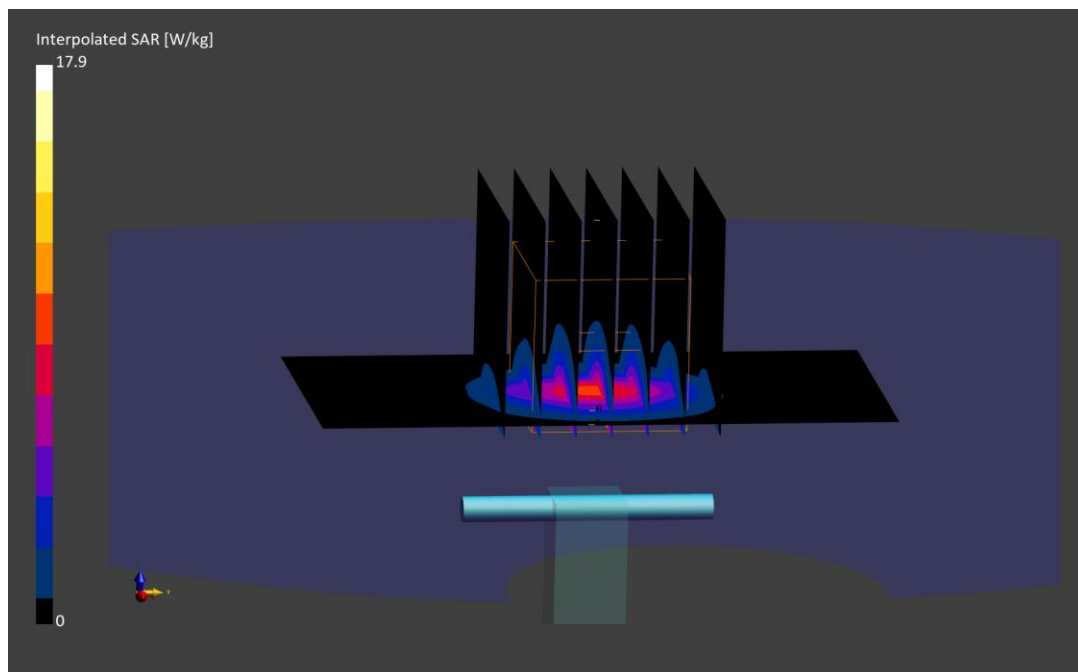
Area Scan (40.0 x 80.0): Measurement grid: dx=10.0 mm, dy=10.0 mm

Zoom Scan (28.0 x 28.0 x 28.0): Measurement grid: dx=5.0 mm, dy=5.0 mm, dz=1.4 mm; Graded Ratio: 1.5

Peak SAR (extrapolated) = 17.9 W/kg

SAR(1 g) = 6.86 W/kg; SAR(10 g) = 2.55 W/kg

Deviation (1 g) = 2.54%; Deviation (10 g) = 4.94%



ELEMENT

DUT: Dipole 3900.0 MHz; Type: D3900V2 - SN1062

Communication System: UID: 0, CW; Frequency: 3900.0 MHz
Medium: 3600 Head; Medium parameters used:
 $f = 3900.0$ MHz; $\text{cond} = 3.16$ S/m; $\text{perm} = 38.7$; $\text{density} = 1000$ kg/m³
Phantom Section: Flat; Space: 10 mm

Test Date: 10/02/2023; Ambient Temp: 20.8°C; Tissue Temp: 20.3°C

Probe: EX3DV4 - SN7638; ConvF:(6.92,6.92,6.92); 2023-03-16
Sensor-Surface: 1.4mm (VMS + 6p)
Electronics: DAE4 Sn1408; 2023-03-13
Phantom: Twin-SAM V8.0; Serial: 1357
Measurement SW: DASY Module SAR V16.2.0.1425

3900.0 MHz System Verification at 20.0 dBm (100 mW)


Area Scan (40.0 x 80.0): Measurement grid: $dx=10.0$ mm, $dy=10.0$ mm

Zoom Scan (28.0 x 28.0 x 28.0): Measurement grid: $dx=5.0$ mm, $dy=5.0$ mm, $dz=1.4$ mm; Graded Ratio: 1.5

Peak SAR (extrapolated) = 21.1 W/kg

SAR(1 g) = 7.19 W/kg; SAR(10 g) = 2.52 W/kg

Deviation (1 g) = 4.81%; Deviation (10 g) = 5.88%



ELEMENT

DUT: Dipole 3900.0 MHz; Type: D3900V2 - SN1062

Communication System: UID: 0, CW; Frequency: 3900.0 MHz
Medium: 3600 Head; Medium parameters used:
f = 3900.0 MHz; cond = 3.22 S/m; perm = 35.7; density = 1000 kg/m³
Phantom Section: Flat; Space: 10 mm

Test Date: 10/23/2023; Ambient Temp: 21.5°C; Tissue Temp: 21.3°C

Probe: EX3DV4 - SN7490; ConvF:(6.6,6.6,6.6); 2022-12-09
Sensor-Surface: 1.4mm (VMS + 6p)
Electronics: DAE4 Sn1644; 2022-12-13
Phantom: Twin-SAM V8.0; Serial: 2034
Measurement SW: DASY Module SAR V16.2.0.1425

3900.0 MHz System Verification at 20.0 dBm (100 mW)

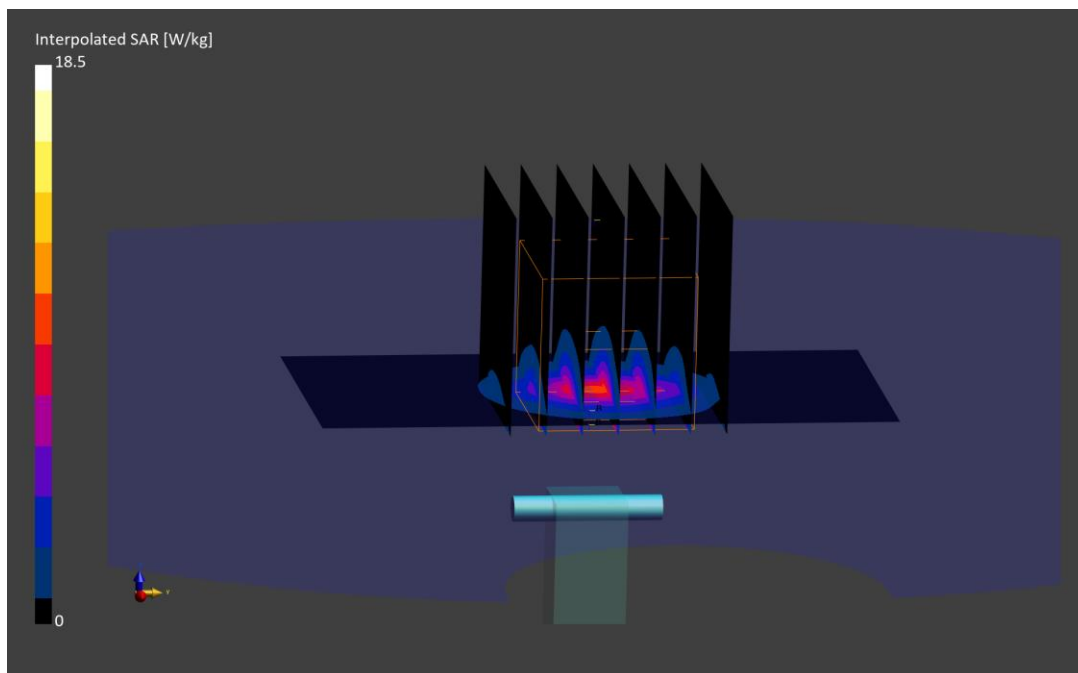
Area Scan (40.0 x 80.0): Measurement grid: dx=10.0 mm, dy=10.0 mm

Zoom Scan (28.0 x 28.0 x 28.0): Measurement grid: dx=5.0 mm, dy=5.0 mm, dz=1.4 mm; Graded Ratio: 1.5

Peak SAR (extrapolated) = 18.5 W/kg

SAR(1 g) = 6.84 W/kg; SAR(10 g) = 2.41 W/kg

Deviation (1 g) = -0.29%; Deviation (10 g) = 1.26%



ELEMENT

DUT: Dipole 3900.0 MHz; Type: D3900V2 - SN1062

Communication System: UID: 0, CW; Frequency: 3900.0 MHz
Medium: 3600 Head; Medium parameters used:
f = 3900.0 MHz; cond = 3.22 S/m; perm = 38.0; density = 1000 kg/m³
Phantom Section: Flat; Space: 10 mm

Test Date: 10/23/2023; Ambient Temp: 20.3°C; Tissue Temp: 20.2°C

Probe: EX3DV4 - SN7638; ConvF:(6.92,6.92,6.92); 2023-03-16
Sensor-Surface: 1.4mm (VMS + 6p)
Electronics: DAE4 Sn1408; 2023-03-13
Phantom: Twin-SAM V8.0; Serial: 1357
Measurement SW: DASY Module SAR V16.2.0.1425

3900.0 MHz System Verification at 20.0 dBm (100 mW)

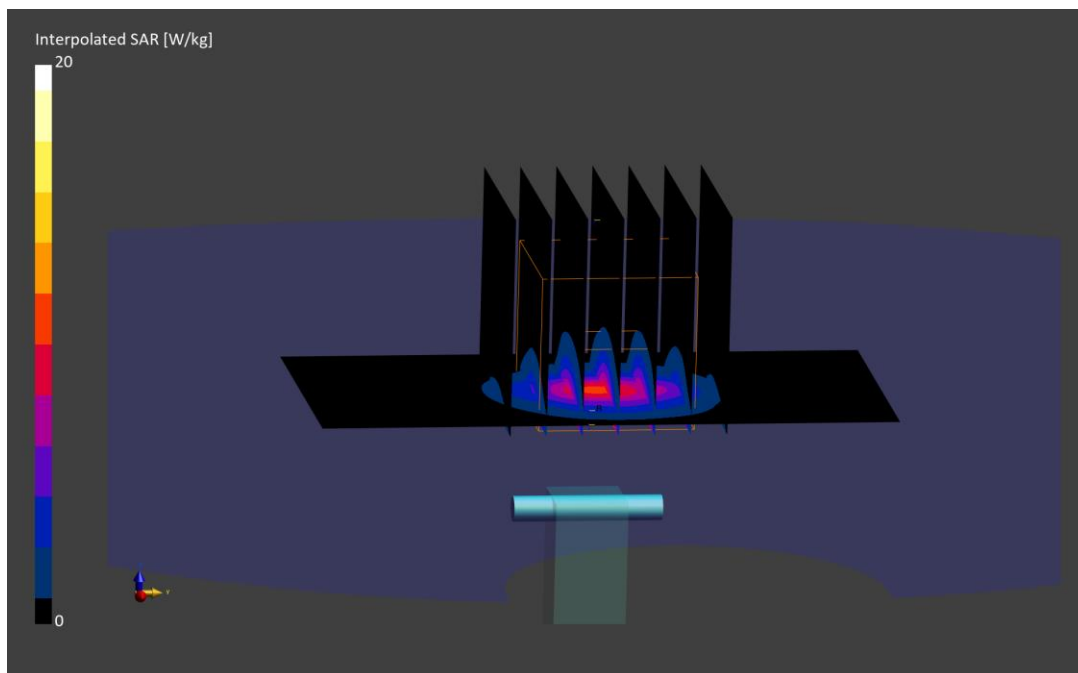
Area Scan (40.0 x 80.0): Measurement grid: dx=10.0 mm, dy=10.0 mm

Zoom Scan (28.0 x 28.0 x 28.0): Measurement grid: dx=5.0 mm, dy=5.0 mm, dz=1.4 mm; Graded Ratio: 1.5

Peak SAR (extrapolated) = 20.0 W/kg

SAR(1 g) = 7.19 W/kg; SAR(10 g) = 2.52 W/kg

Deviation (1 g) = 4.81%; Deviation (10 g) = 5.88%



ELEMENT

DUT: Dipole 5250.0 MHz; Type: D5GHzV2 - SN1191

Communication System: UID: 0, CW; Frequency: 5250.0 MHz
Medium: 5200-5800 Head; Medium parameters used:
f = 5250.0 MHz; cond = 4.58 S/m; perm = 35.2; density = 1000 kg/m³
Phantom Section: Flat; Space: 10 mm

Test Date: 10/01/2023; Ambient Temp: 22.7°C; Tissue Temp: 20.8°C

Probe: EX3DV4 - SN7417; ConvF:(5.61,5.61,5.61); 2023-02-08
Sensor-Surface: 1.4mm (VMS + 6p)
Electronics: DAE4 Sn665; 2023-02-15
Phantom: Twin-SAM V5.0; Serial: 1757
Measurement SW: DASY Module SAR V16.2.0.1425

5250.0 MHz System Verification at 17.0 dBm (50 mW)


Area Scan (40.0 x 80.0): Measurement grid: dx=10.0 mm, dy=10.0 mm

Zoom Scan (22.0 x 22.0 x 22.0): Measurement grid: dx=4.0 mm, dy=4.0 mm, dz=1.4 mm; Graded Ratio: 1.4

Peak SAR (extrapolated) = 14.6 W/kg

SAR(1 g) = 3.67 W/kg; SAR(10 g) = 1.04 W/kg

Deviation (1 g) = -8.71%; Deviation (10 g) = -9.96%



ELEMENT

DUT: Dipole 5250.0 MHz; Type: D5GHzV2 - SN1191

Communication System: UID: 0, CW; Frequency: 5250.0 MHz
Medium: 5200-5800 Head; Medium parameters used:
f = 5250.0 MHz; cond = 4.55 S/m; perm = 35.6; density = 1000 kg/m³
Phantom Section: Flat; Space: 10 mm

Test Date: 10/15/2023; Ambient Temp: 20.7°C; Tissue Temp: 20.8°C

Probe: EX3DV4 - SN7570; ConvF:(5.52,5.52,5.52); 2023-01-11
Sensor-Surface: 1.4mm (VMS + 6p)
Electronics: DAE4 Sn1558; 2023-01-17
Phantom: Twin-SAM V8.0; Serial: 2060
Measurement SW: DASY Module SAR V16.2.0.1425

5250.0 MHz System Verification at 17.0 dBm (50 mW)


Area Scan (40.0 x 80.0): Measurement grid: dx=10.0 mm, dy=10.0 mm

Zoom Scan (22.0 x 22.0 x 22.0): Measurement grid: dx=4.0 mm, dy=4.0 mm, dz=1.4 mm; Graded Ratio: 1.4

Peak SAR (extrapolated) = 14.3 W/kg

SAR(1 g) = 3.77 W/kg; SAR(10 g) = 1.09 W/kg

Deviation (1 g) = -6.22%; Deviation (10 g) = -5.63%



ELEMENT

DUT: Dipole 5250.0 MHz; Type: D5GHzV2 - SN1191

Communication System: UID: 0, CW; Frequency: 5250.0 MHz
Medium: 5200-5800 Head; Medium parameters used:
f = 5250.0 MHz; cond = 4.56 S/m; perm = 35.2; density = 1000 kg/m³
Phantom Section: Flat; Space: 10 mm

Test Date: 10/20/2023; Ambient Temp: 21.1°C; Tissue Temp: 20.5°C

Probe: EX3DV4 - SN7570; ConvF:(5.52,5.52,5.52); 2023-01-11
Sensor-Surface: 1.4mm (VMS + 6p)
Electronics: DAE4 Sn1558; 2023-01-17
Phantom: Twin-SAM V8.0; Serial: 2060
Measurement SW: DASY Module SAR V16.2.0.1425

5250.0 MHz System Verification at 17.0 dBm (50 mW)

Area Scan (40.0 x 80.0): Measurement grid: dx=10.0 mm, dy=10.0 mm

Zoom Scan (22.0 x 22.0 x 22.0): Measurement grid: dx=4.0 mm, dy=4.0 mm, dz=1.4 mm; Graded Ratio: 1.4

Peak SAR (extrapolated) = 14.3 W/kg

SAR(1 g) = 3.76 W/kg; SAR(10 g) = 1.09 W/kg

Deviation (1 g) = -6.47%; Deviation (10 g) = -5.63%



ELEMENT

DUT: Dipole 5600.0 MHz; Type: D5GHzV2 - SN1191

Communication System: UID: 0, CW; Frequency: 5600.0 MHz
Medium: 5200-5800 Head; Medium parameters used:
f = 5600.0 MHz; cond = 4.99 S/m; perm = 34.6; density = 1000 kg/m³
Phantom Section: Flat; Space: 10 mm

Test Date: 10/01/2023; Ambient Temp: 22.7°C; Tissue Temp: 20.8°C

Probe: EX3DV4 - SN7417; ConvF:(4.99,4.99,4.99); 2023-02-08
Sensor-Surface: 1.4mm (VMS + 6p)
Electronics: DAE4 Sn665; 2023-02-15
Phantom: Twin-SAM V5.0; Serial: 1757
Measurement SW: DASY Module SAR V16.2.0.1425

5600.0 MHz System Verification at 17.0 dBm (50 mW)


Area Scan (40.0 x 80.0): Measurement grid: dx=10.0 mm, dy=10.0 mm

Zoom Scan (22.0 x 22.0 x 22.0): Measurement grid: dx=4.0 mm, dy=4.0 mm, dz=1.4 mm; Graded Ratio: 1.4

Peak SAR (extrapolated) = 17.1 W/kg

SAR(1 g) = 4.00 W/kg; SAR(10 g) = 1.12 W/kg

Deviation (1 g) = -2.32%; Deviation (10 g) = -3.86%



ELEMENT

DUT: Dipole 5600.0 MHz; Type: D5GHzV2 - SN1191

Communication System: UID: 0, CW; Frequency: 5600.0 MHz
Medium: 5200-5800 Head; Medium parameters used:
f = 5600.0 MHz; cond = 4.95 S/m; perm = 34.9; density = 1000 kg/m³
Phantom Section: Flat; Space: 10 mm

Test Date: 10/15/2023; Ambient Temp: 20.7°C; Tissue Temp: 20.8°C

Probe: EX3DV4 - SN7570; ConvF:(4.84,4.84,4.84); 2023-01-11
Sensor-Surface: 1.4mm (VMS + 6p)
Electronics: DAE4 Sn1558; 2023-01-17
Phantom: Twin-SAM V8.0; Serial: 2060
Measurement SW: DASY Module SAR V16.2.0.1425

5600.0 MHz System Verification at 17.0 dBm (50 mW)


Area Scan (40.0 x 80.0): Measurement grid: dx=10.0 mm, dy=10.0 mm

Zoom Scan (22.0 x 22.0 x 22.0): Measurement grid: dx=4.0 mm, dy=4.0 mm, dz=1.4 mm; Graded Ratio: 1.4

Peak SAR (extrapolated) = 16.6 W/kg

SAR(1 g) = 4.10 W/kg; SAR(10 g) = 1.17 W/kg

Deviation (1 g) = 0.12%; Deviation (10 g) = 0.43%



ELEMENT

DUT: Dipole 5600.0 MHz; Type: D5GHzV2 - SN1191

Communication System: UID: 0, CW; Frequency: 5600.0 MHz
Medium: 5200-5800 Head; Medium parameters used:
f = 5600.0 MHz; cond = 4.96 S/m; perm = 34.6; density = 1000 kg/m³
Phantom Section: Flat; Space: 10 mm

Test Date: 10/20/2023; Ambient Temp: 21.1°C; Tissue Temp: 20.5°C

Probe: EX3DV4 - SN7570; ConvF:(4.84,4.84,4.84); 2023-01-11
Sensor-Surface: 1.4mm (VMS + 6p)
Electronics: DAE4 Sn1558; 2023-01-17
Phantom: Twin-SAM V8.0; Serial: 2060
Measurement SW: DASY Module SAR V16.2.0.1425

5600.0 MHz System Verification at 17.0 dBm (50 mW)

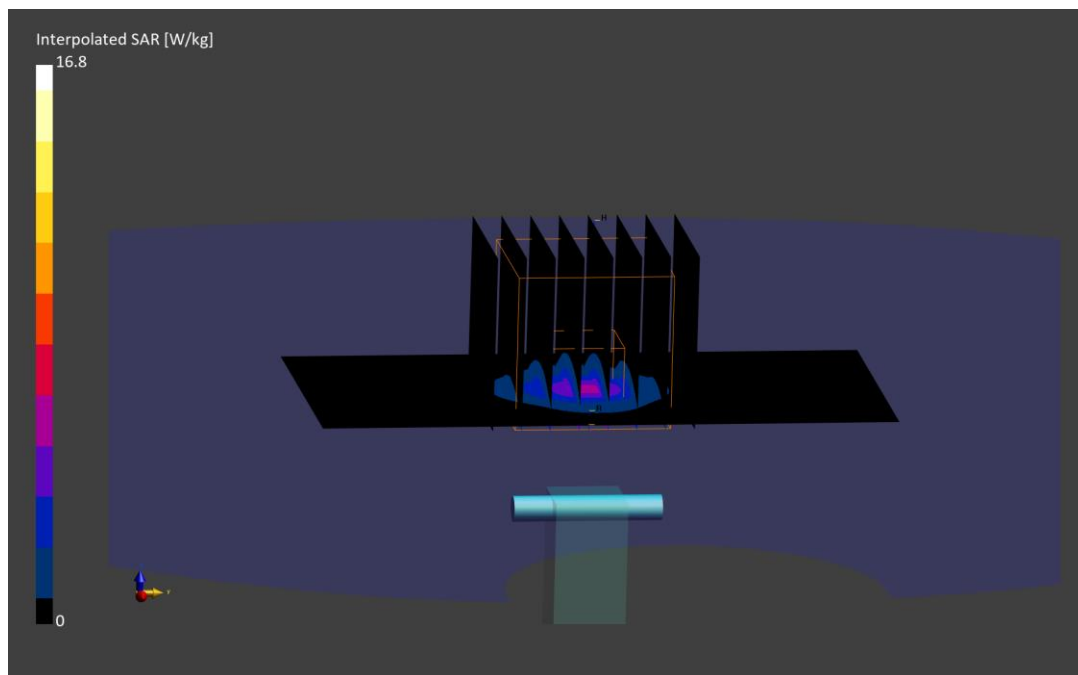
Area Scan (40.0 x 80.0): Measurement grid: dx=10.0 mm, dy=10.0 mm

Zoom Scan (22.0 x 22.0 x 22.0): Measurement grid: dx=4.0 mm, dy=4.0 mm, dz=1.4 mm; Graded Ratio: 1.4

Peak SAR (extrapolated) = 16.8 W/kg

SAR(1 g) = 4.16 W/kg; SAR(10 g) = 1.19 W/kg

Deviation (1 g) = 1.59%; Deviation (10 g) = 2.15%



ELEMENT

DUT: Dipole 5750.0 MHz; Type: D5GHzV2 - SN1191

Communication System: UID: 0, CW; Frequency: 5750.0 MHz
Medium: 5200-5800 Head; Medium parameters used:
f = 5750.0 MHz; cond = 5.15 S/m; perm = 34.3; density = 1000 kg/m³
Phantom Section: Flat; Space: 10 mm

Test Date: 10/01/2023; Ambient Temp: 22.7°C; Tissue Temp: 20.8°C

Probe: EX3DV4 - SN7417; ConvF:(5.13,5.13,5.13); 2023-02-08
Sensor-Surface: 1.4mm (VMS + 6p)
Electronics: DAE4 Sn665; 2023-02-15
Phantom: Twin-SAM V5.0; Serial: 1757
Measurement SW: DASY Module SAR V16.2.0.1425

5750.0 MHz System Verification at 17.0 dBm (50 mW)

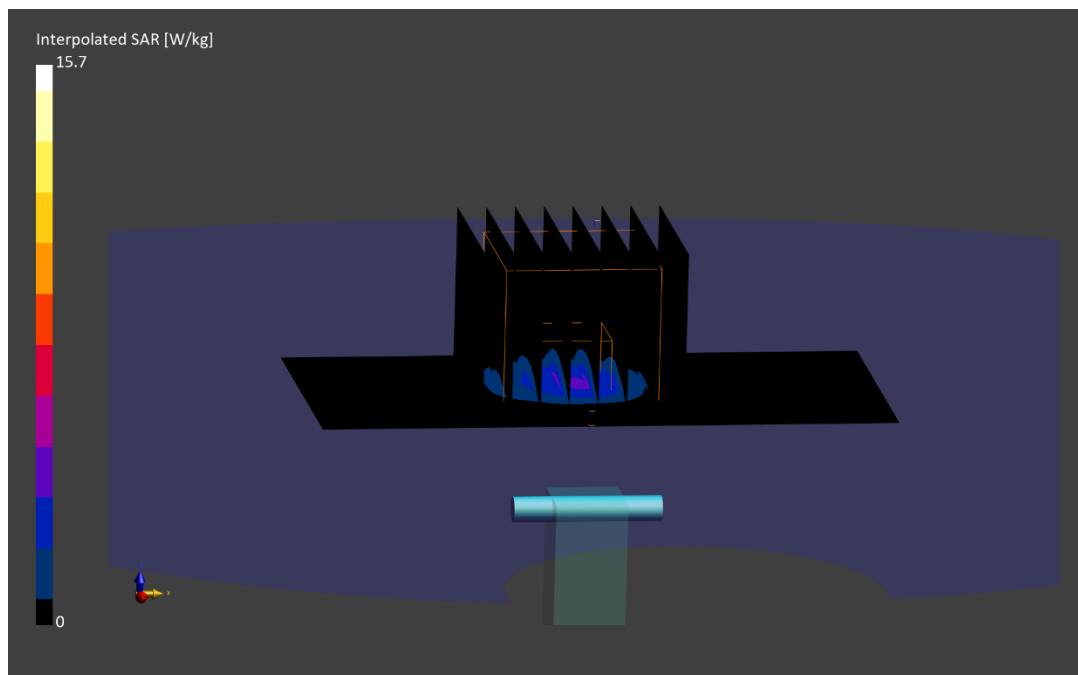
Area Scan (40.0 x 80.0): Measurement grid: dx=10.0 mm, dy=10.0 mm

Zoom Scan (22.0 x 22.0 x 22.0): Measurement grid: dx=4.0 mm, dy=4.0 mm, dz=1.4 mm; Graded Ratio: 1.4

Peak SAR (extrapolated) = 15.7 W/kg

SAR(1 g) = 3.58 W/kg; SAR(10 g) = 1.01 W/kg

Deviation (1 g) = -8.67%; Deviation (10 g) = -9.42%



ELEMENT

DUT: Dipole 5750.0 MHz; Type: D5GHzV2 - SN1191

Communication System: UID: 0, CW; Frequency: 5750.0 MHz
Medium: 5200-5800 Head; Medium parameters used:
f = 5750.0 MHz; cond = 5.11 S/m; perm = 34.7; density = 1000 kg/m³
Phantom Section: Flat; Space: 10 mm

Test Date: 10/15/2023; Ambient Temp: 20.7°C; Tissue Temp: 20.8°C

Probe: EX3DV4 - SN7570; ConvF:(4.92,4.92,4.92); 2023-01-11
Sensor-Surface: 1.4mm (VMS + 6p)
Electronics: DAE4 Sn1558; 2023-01-17
Phantom: Twin-SAM V8.0; Serial: 2060
Measurement SW: DASY Module SAR V16.2.0.1425

5750.0 MHz System Verification at 17.0 dBm (50 mW)

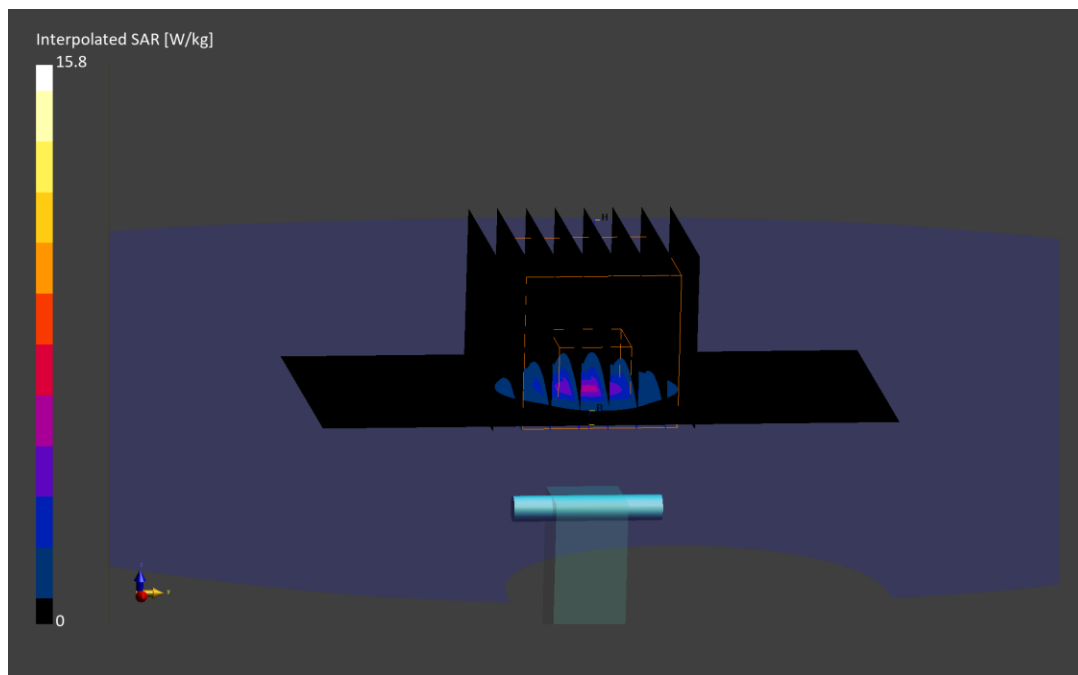
Area Scan (40.0 x 80.0): Measurement grid: dx=10.0 mm, dy=10.0 mm

Zoom Scan (22.0 x 22.0 x 22.0): Measurement grid: dx=4.0 mm, dy=4.0 mm, dz=1.4 mm; Graded Ratio: 1.4

Peak SAR (extrapolated) = 15.8 W/kg

SAR(1 g) = 3.80 W/kg; SAR(10 g) = 1.09 W/kg

Deviation (1 g) = -3.06%; Deviation (10 g) = -2.24%



ELEMENT

DUT: Dipole 5750.0 MHz; Type: D5GHzV2 - SN1191

Communication System: UID: 0, CW; Frequency: 5750.0 MHz
Medium: 5200-5800 Head; Medium parameters used:
f = 5750.0 MHz; cond = 5.12 S/m; perm = 34.4; density = 1000 kg/m³
Phantom Section: Flat; Space: 10 mm

Test Date: 10/20/2023; Ambient Temp: 21.1°C; Tissue Temp: 20.5°C

Probe: EX3DV4 - SN7570; ConvF:(4.92,4.92,4.92); 2023-01-11
Sensor-Surface: 1.4mm (VMS + 6p)
Electronics: DAE4 Sn1558; 2023-01-17
Phantom: Twin-SAM V8.0; Serial: 2060
Measurement SW: DASY Module SAR V16.2.0.1425

5750.0 MHz System Verification at 17.0 dBm (50 mW)

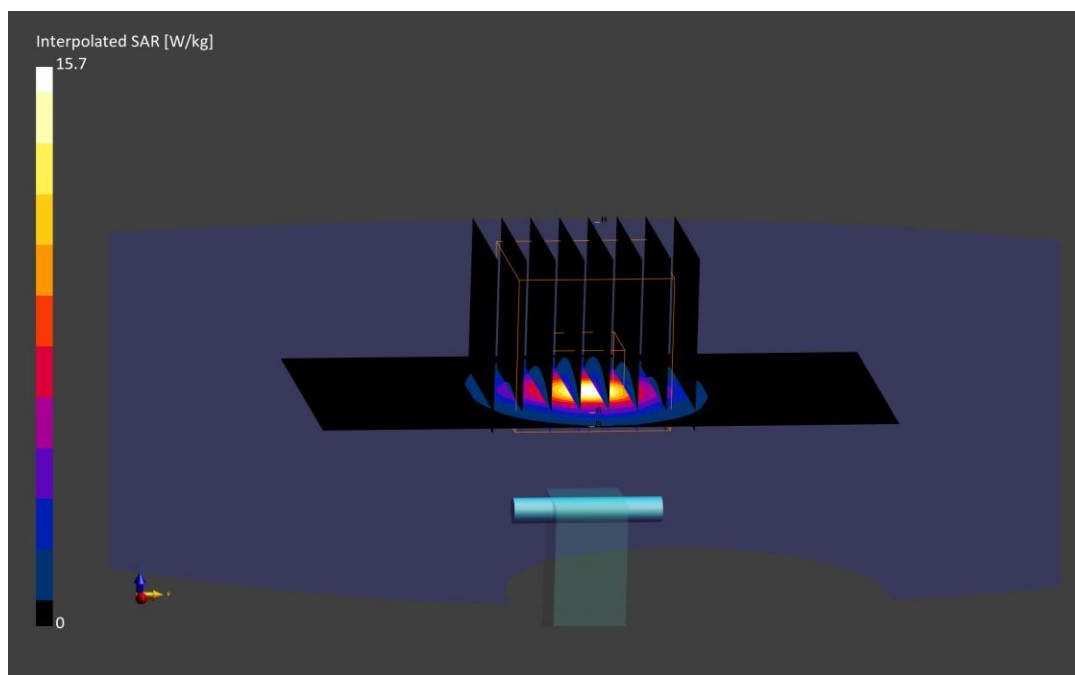
Area Scan (40.0 x 80.0): Measurement grid: dx=10.0 mm, dy=10.0 mm

Zoom Scan (22.0 x 22.0 x 22.0): Measurement grid: dx=4.0 mm, dy=4.0 mm, dz=1.4 mm; Graded Ratio: 1.4

Peak SAR (extrapolated) = 15.7 W/kg

SAR(1 g) = 3.72 W/kg; SAR(10 g) = 1.07 W/kg

Deviation (1 g) = -5.10%; Deviation (10 g) = -4.04%



ELEMENT

DUT: Dipole 5800.0 MHz; Type: D5GHzV2 - SN1191

Communication System: UID: 0, CW; Frequency: 5800.0 MHz
Medium: 5200-5800 Head; Medium parameters used:
f = 5800.0 MHz; cond = 5.22 S/m; perm = 34.2; density = 1000 kg/m³
Phantom Section: Flat; Space: 10 mm

Test Date: 10/01/2023; Ambient Temp: 22.7°C; Tissue Temp: 20.8°C

Probe: EX3DV4 - SN7417; ConvF:(4.88,4.88,4.88); 2023-02-08
Sensor-Surface: 1.4mm (VMS + 6p)
Electronics: DAE4 Sn665; 2023-02-15
Phantom: Twin-SAM V5.0; Serial: 1757
Measurement SW: DASY Module SAR V16.2.0.1425

5800.0 MHz System Verification at 17.0 dBm (50 mW)


Area Scan (40.0 x 80.0): Measurement grid: dx=10.0 mm, dy=10.0 mm

Zoom Scan (22.0 x 22.0 x 22.0): Measurement grid: dx=4.0 mm, dy=4.0 mm, dz=1.4 mm; Graded Ratio: 1.4

Peak SAR (extrapolated) = 16.1 W/kg

SAR(1 g) = 3.71 W/kg; SAR(10 g) = 1.04 W/kg

Deviation (1 g) = -6.08%; Deviation (10 g) = -6.73%



ELEMENT

DUT: Dipole 5800.0 MHz; Type: D5GHzV2 - SN1191

Communication System: UID: 0, CW; Frequency: 5800.0 MHz
Medium: 5200-5800 Head; Medium parameters used:
f = 5800.0 MHz; cond = 5.18 S/m; perm = 34.6; density = 1000 kg/m³
Phantom Section: Flat; Space: 10 mm

Test Date: 10/15/2023; Ambient Temp: 20.7°C; Tissue Temp: 20.8°C

Probe: EX3DV4 - SN7570; ConvF:(4.78,4.78,4.78); 2023-01-11
Sensor-Surface: 1.4mm (VMS + 6p)
Electronics: DAE4 Sn1558; 2023-01-17
Phantom: Twin-SAM V8.0; Serial: 2060
Measurement SW: DASY Module SAR V16.2.0.1425

5800.0 MHz System Verification at 17.0 dBm (50 mW)

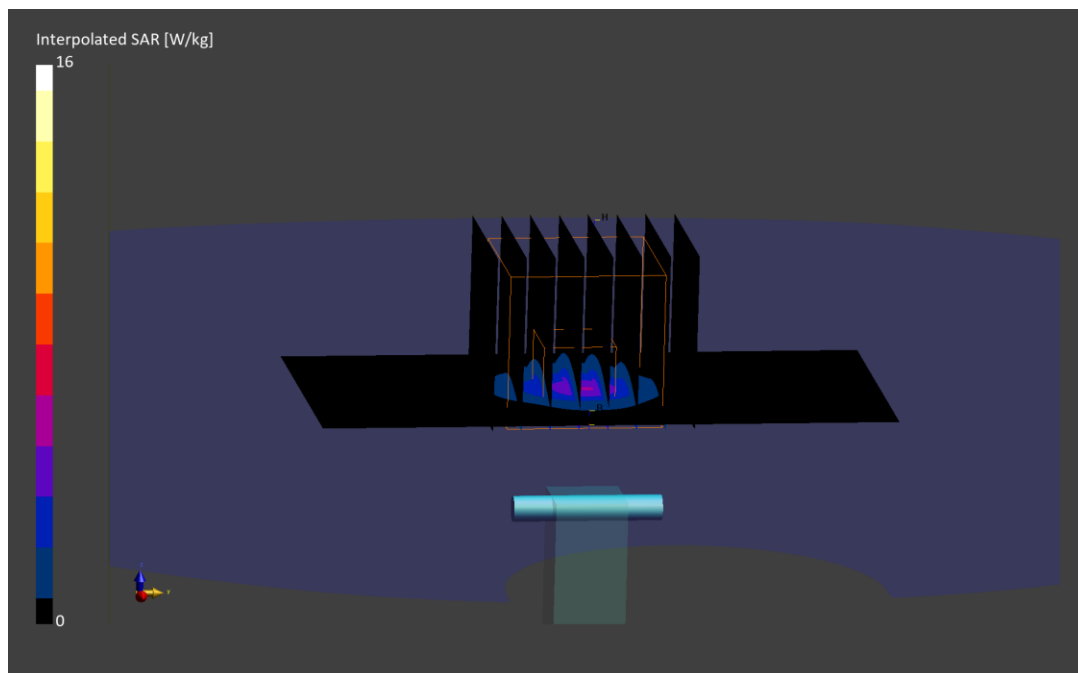
Area Scan (40.0 x 80.0): Measurement grid: dx=10.0 mm, dy=10.0 mm

Zoom Scan (22.0 x 22.0 x 22.0): Measurement grid: dx=4.0 mm, dy=4.0 mm, dz=1.4 mm; Graded Ratio: 1.4

Peak SAR (extrapolated) = 16.0 W/kg

SAR(1 g) = 3.79 W/kg; SAR(10 g) = 1.08 W/kg

Deviation (1 g) = -4.05%; Deviation (10 g) = -3.14%



ELEMENT

DUT: Dipole 5800.0 MHz; Type: D5GHzV2 - SN1191

Communication System: UID: 0, CW; Frequency: 5800.0 MHz
Medium: 5200-5800 Head; Medium parameters used:
f = 5800.0 MHz; cond = 5.12 S/m; perm = 34.2; density = 1000 kg/m³
Phantom Section: Flat; Space: 10 mm

Test Date: 11/1/2023; Ambient Temp: 19.8°C; Tissue Temp: 20.4°C

Probe: EX3DV4 - SN7417; ConvF:(4.88,4.88,4.88); 2023-02-08
Sensor-Surface: 1.4mm (VMS + 6p)
Electronics: DAE4 Sn665; 2023-02-15
Phantom: Twin-SAM V5.0; Serial: 1757
Measurement SW: DASYS Module SAR V16.2.0.1425

5800.0 MHz System Verification at 17.0 dBm (50 mW)


Area Scan (40.0 x 80.0): Measurement grid: dx=10.0 mm, dy=10.0 mm

Zoom Scan (22.0 x 22.0 x 22.0): Measurement grid: dx=4.0 mm, dy=4.0 mm, dz=1.4 mm; Graded Ratio: 1.4

Peak SAR (extrapolated) = 16.3 W/kg

SAR(1 g) = 3.69 W/kg; SAR(10 g) = 1.05 W/kg

Deviation (1 g) = -6.58%; Deviation (10 g) = -5.83%



ELEMENT

DUT: Dipole 6500.0 MHz; Type: D6.5GHzV2 - SN1018

Communication System: UID: 0, CW; Frequency: 6500.0 MHz
Medium: 6000 Head; Medium parameters used:
f = 6500.0 MHz; cond = 5.94 S/m; perm = 33.7; density = 1000 kg/m³
Phantom Section: Flat; Space: 5 mm

Test Date: 10/08/2023; Ambient Temp: 23.3°C; Tissue Temp: 21.5°C

Probe: EX3DV4 - SN7718; ConvF:(5.15,5.15,5.15); 2023-04-18
Sensor-Surface: 1.4mm (VMS + 6p)
Electronics: DAE4 Sn1368; 2023-04-14
Phantom: Twin-SAM V5.0; Serial: 1759
Measurement SW: DASY Module SAR V16.2.0.1425

6500.0 MHz System Verification at 14.0 dBm (25 mW)


Area Scan (51.0 x 85.0): Measurement grid: dx=8.5 mm, dy=8.5 mm

Zoom Scan (22.0 x 22.0 x 22.0): Measurement grid: dx=3.4 mm, dy=3.4 mm, dz=1.4 mm; Graded Ratio: 1.4

Peak SAR (extrapolated) = 44.5 W/kg

SAR(1 g) = 6.88 W/kg; SAR(10 g) = 1.25 W/kg

Deviation (1 g) = -6.08%; Deviation (10 g) = -7.58%



ELEMENT

DUT: Dipole 6500.0 MHz; Type: D6.5GHzV2 - SN1018

Communication System: UID: 0, CW; Frequency: 6500.0 MHz
Medium: 6000 Head; Medium parameters used:
f = 6500.0 MHz; cond = 6.08 S/m; perm = 34.0; density = 1000 kg/m³
Phantom Section: Flat; Space: 5 mm

Test Date: 10/15/2023; Ambient Temp: 22.4°C; Tissue Temp: 21.7°C

Probe: EX3DV4 - SN7718; ConvF:(5.15,5.15,5.15); 2023-04-18
Sensor-Surface: 1.4mm (VMS + 6p)
Electronics: DAE4 Sn1368; 2023-04-14
Phantom: Twin-SAM V5.0; Serial: 1759
Measurement SW: DASY Module SAR V16.2.0.1425

6500.0 MHz System Verification at 14.0 dBm (25 mW)


Area Scan (51.0 x 85.0): Measurement grid: dx=8.5 mm, dy=8.5 mm

Zoom Scan (22.0 x 22.0 x 22.0): Measurement grid: dx=3.4 mm, dy=3.4 mm, dz=1.4 mm; Graded Ratio: 1.4

Peak SAR (extrapolated) = 44.4 W/kg

SAR(1 g) = 6.95 W/kg; SAR(10 g) = 1.27 W/kg

Deviation (1 g) = -5.12%; Deviation (10 g) = -6.10%



ELEMENT

DUT: Dipole 6500.0 MHz; Type: D6.5GHzV2 - SN1020

Communication System: UID: 0, CW; Frequency: 6500.0 MHz
Medium: 6000 Head; Medium parameters used:
f = 6500.0 MHz; cond = 5.93 S/m; perm = 34.0; density = 1000 kg/m³
Phantom Section: Flat; Space: 5 mm

Test Date: 10/26/2023; Ambient Temp: 21.9°C; Tissue Temp: 20.1°C

Probe: EX3DV4 - SN7532; ConvF:(5.3,5.3,5.3); 2023-04-18
Sensor-Surface: 1.4mm (VMS + 6p)
Electronics: DAE4 Sn501; 2023-04-14
Phantom: Twin-SAM V8.0; Serial: 2067
Measurement SW: DASY Module SAR V16.2.0.1425

6500.0 MHz System Verification at 14.0 dBm (25 mW)


Area Scan (51.0 x 85.0): Measurement grid: dx=8.5 mm, dy=8.5 mm

Zoom Scan (22.0 x 22.0 x 22.0): Measurement grid: dx=3.4 mm, dy=3.4 mm, dz=1.4 mm; Graded Ratio: 1.4

Peak SAR (extrapolated) = 44.0 W/kg

SAR(1 g) = 7.13 W/kg; SAR(10 g) = 1.33 W/kg

Deviation (1 g) = -3.65%; Deviation (10 g) = -2.39%



ELEMENT

DUT: Dipole 8000.0 MHz; Type: D8GHzV2 - SN1006

Communication System: UID: 0, CW; Frequency: 8000.0 MHz
Medium: 6000 Head; Medium parameters used:
f = 8000.0 MHz; cond = 7.66 S/m; perm = 31.5; density = 1000 kg/m³
Phantom Section: Flat; Space: 5 mm

Test Date: 10/26/2023; Ambient Temp: 21.9°C; Tissue Temp: 20.1°C

Probe: EX3DV4 - SN7532; ConvF:(5.5,5.5,5.5); 2023-04-18
Sensor-Surface: 1.4mm (VMS + 6p)
Electronics: DAE4 Sn501; 2023-04-14
Phantom: Twin-SAM V8.0; Serial: 2067
Measurement SW: DASY Module SAR V16.2.0.1425

8000.0 MHz System Verification at 14.0 dBm (25 mW)


Area Scan (52.0 x 91.0): Measurement grid: dx=6.5 mm, dy=6.5 mm

Zoom Scan (22.0 x 22.0 x 22.0): Measurement grid: dx=2.7 mm, dy=2.7 mm, dz=1.3 mm; Graded Ratio: 1.4

Peak SAR (extrapolated) = 55.7 W/kg

SAR(1 g) = 6.40 W/kg; SAR(10 g) = 1.07 W/kg

Deviation (1 g) = -5.19%; Deviation (10 g) = -5.73%



Date: 2023-10-02

10 GHz System Verification

Device Under Test Properties

DUT	Serial Number
Device	1004

Exposure Conditions

Phantom Section	Position	Test Distance [mm]	Band	Frequency [MHz]
5G	FRONT	10.00	CW	10000.0

Hardware/Software Setup

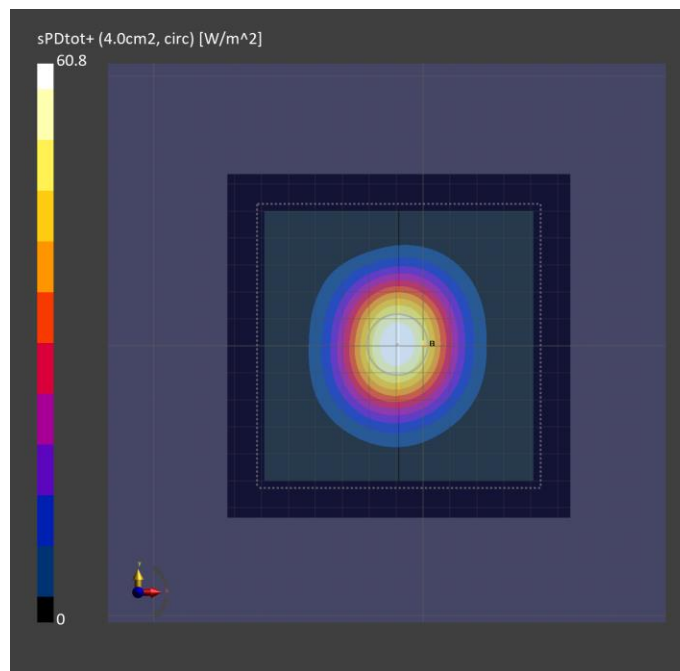
Probe, Calibration Date	DAE, Calibration Date	Software	Software Version
EUmmWV4 - SN9622, 2023-02-15	DAE4ip - SN1639, 2022-11-16	cDASY6 Module mmWave	3.2.0.1840

Scans Setup

Scan Type	5G Scan
Grid Extents [mm]	120.0 x 120.0
Grid Steps [lambda]	0.25 x 0.25
Sensor Surface [mm]	10.0

Measurement Results

Scan Type	5G Scan
Avg. Area [cm ²]	4.00
pS _{tot} avg [W/m ²]	60.8
pS _n avg [W/m ²]	60.5
E _{peak} [V/m]	161
Deviation [dB] pS _{tot}	0.35
Deviation [dB] pS _n	0.35



Date: 2023-10-04

10 GHz System Verification

Device Under Test Properties

DUT	Serial Number
10 GHz Verification Source	1004

Exposure Conditions

Phantom Section	Position	Test Distance [mm]	Band	Frequency [MHz]
5G	FRONT	10.00	CW	10000.0

Hardware/Software Setup

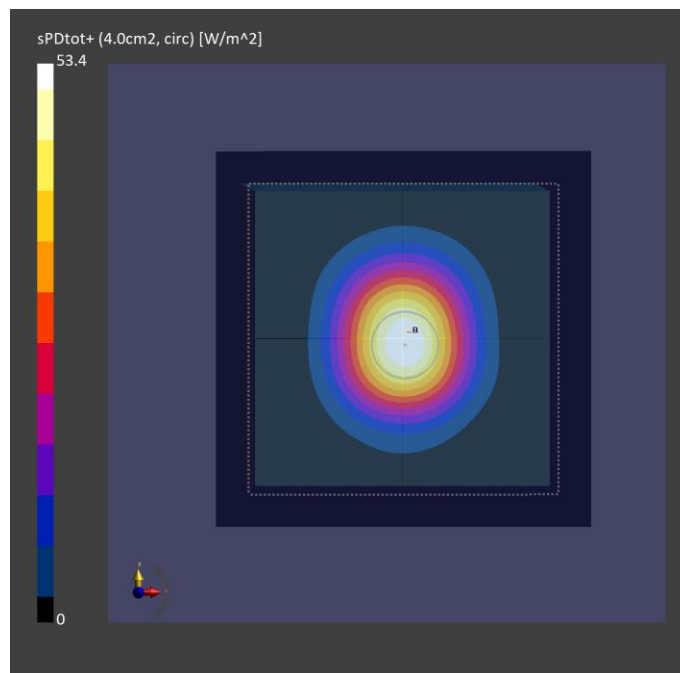
Probe, Calibration Date	DAE, Calibration Date	Software	Software Version
EUmmWV4 - SN9541, 2023-05-19	DAE4 - SN1415, 2023-02-15	cDASY6 Module mmWave	3.2.0.1840

Scans Setup

Scan Type	5G Scan
Grid Extents [mm]	120.0 x 120.0
Grid Steps [lambda]	0.25 x 0.25
Sensor Surface [mm]	10.0

Measurement Results

Scan Type	5G Scan
Avg. Area [cm ²]	4.00
pS _{tot} avg [W/m ²]	53.4
pS _n avg [W/m ²]	52.9
E _{peak} [V/m]	149
Deviation [dB] pS _{tot}	-0.21
Deviation [dB] pS _n	-0.23



Date: 2023-10-10

10 GHz System Verification

Device Under Test Properties

DUT	Serial Number
10 GHz Verification Source	1004

Exposure Conditions

Phantom Section	Position	Test Distance [mm]	Band	Frequency [MHz]
5G	FRONT	10.00	CW	10000.0

Hardware/Software Setup

Probe, Calibration Date	DAE, Calibration Date	Software	Software Version
EUmmWV4 - SN9541, 2023-05-19	DAE4 - SN1415, 2023-02-15	cDASY6 Module mmWave	3.2.0.1840

Scans Setup

Scan Type	5G Scan
Grid Extents [mm]	120.0 x 120.0
Grid Steps [lambda]	0.25 x 0.25
Sensor Surface [mm]	10.0

Measurement Results

Scan Type	5G Scan
Avg. Area [cm ²]	4.00
pS _{tot} avg [W/m ²]	55.6
pS _n avg [W/m ²]	55.3
E _{peak} [V/m]	152
Deviation [dB] pS _{tot}	-0.04
Deviation [dB] pS _n	-0.04

