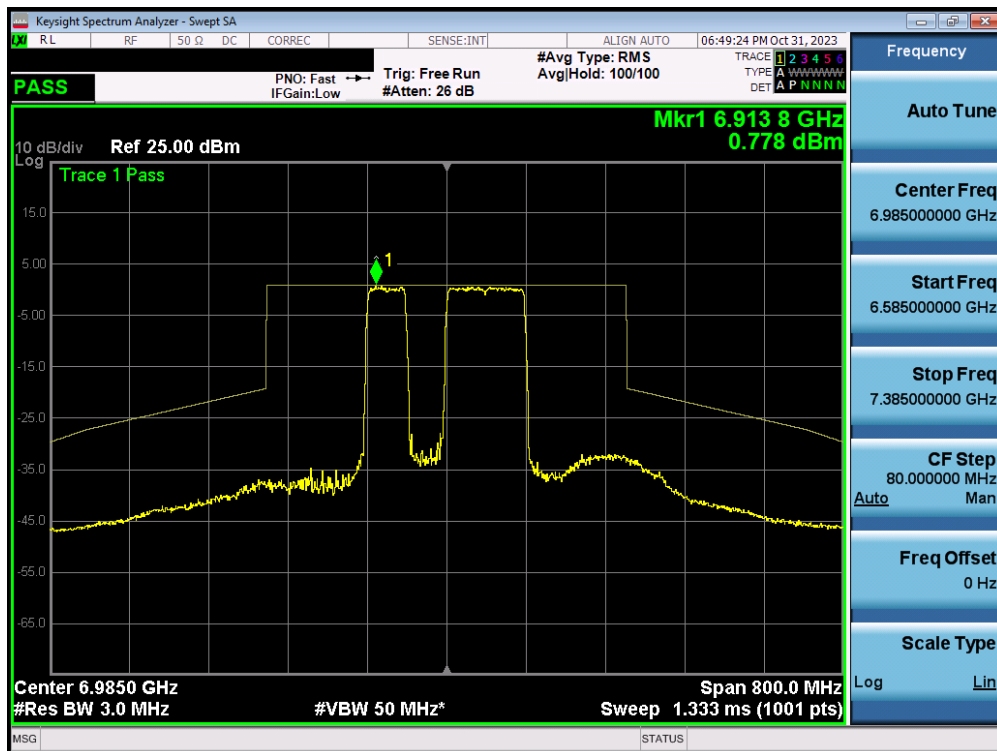
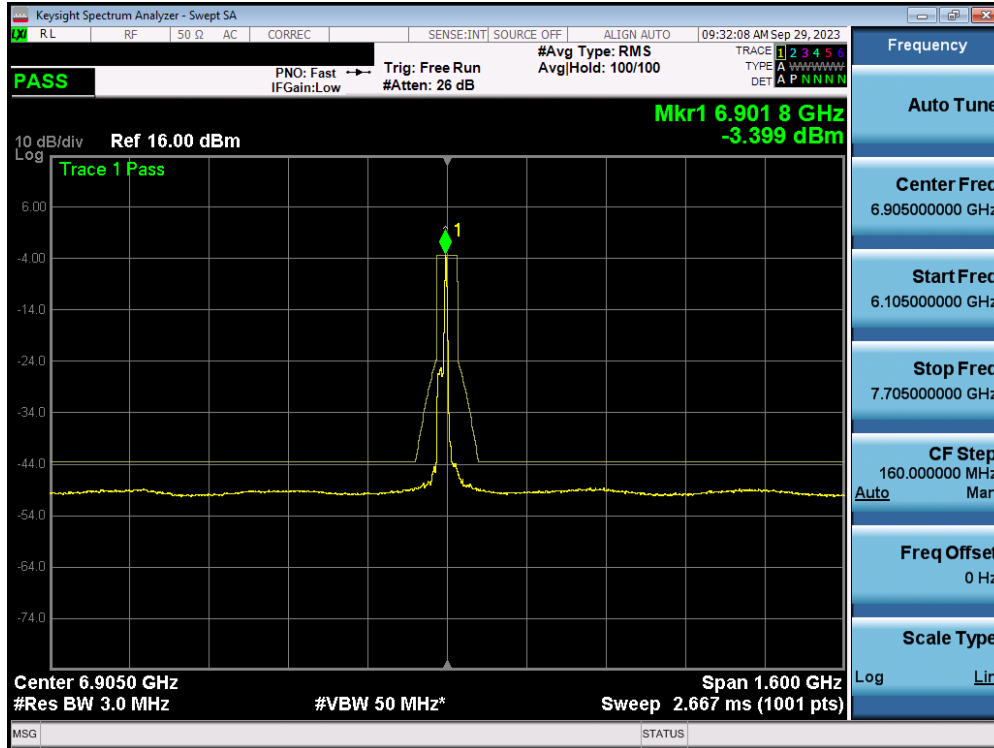


Plot 7-319. In-Band Emission Plot MIMO ANT1 (160MHz BW 802.11ax/be (26 Tones) (UNII Band 8) – Ch. 207) – LPI

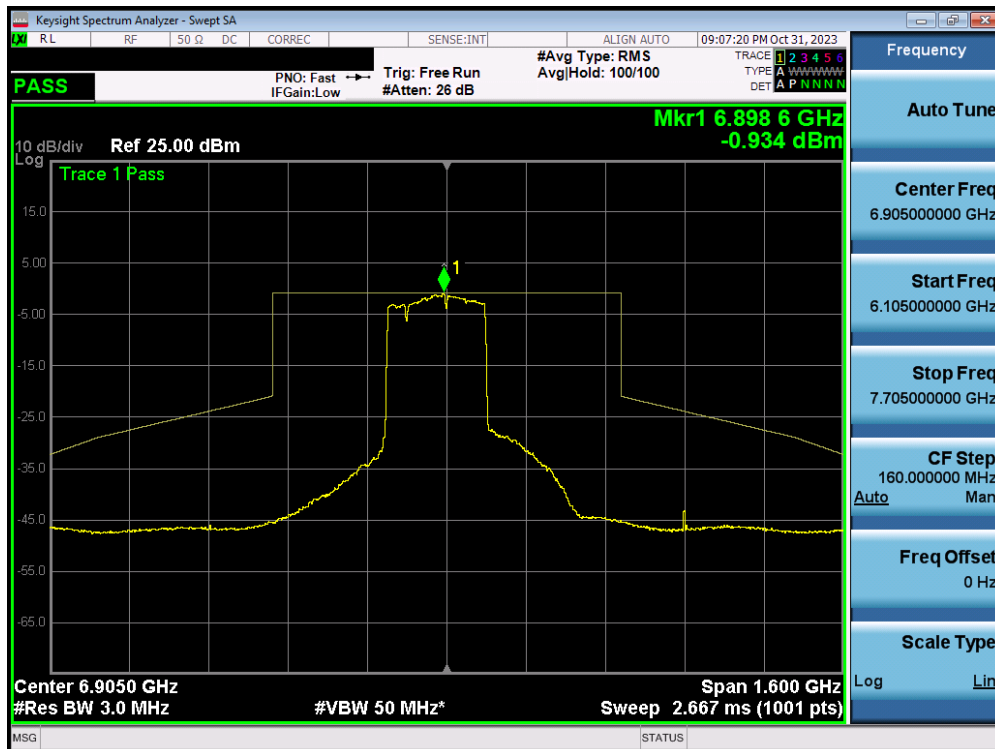


Plot 7-320. In-Band Emission Plot MIMO ANT1 (160MHz BW 802.11ax/be (MRU) (UNII Band 8) – Ch. 207) – LPI – 996+484T

FCC ID: A3LSMS928U	MEASUREMENT REPORT		Approved by: Technical Manager
Test Report S/N: 1M2308210092-18-R1.A3L	Test Dates: 9/6/2023 - 11/06/2023	EUT Type: Portable Handset	Page 211 of 315



Plot 7-321. In-Band Emission Plot MIMO ANT1 (320MHz BW 802.11ax/be (26 Tones) (UNII Band 7/8) – Ch. 191) – LPI

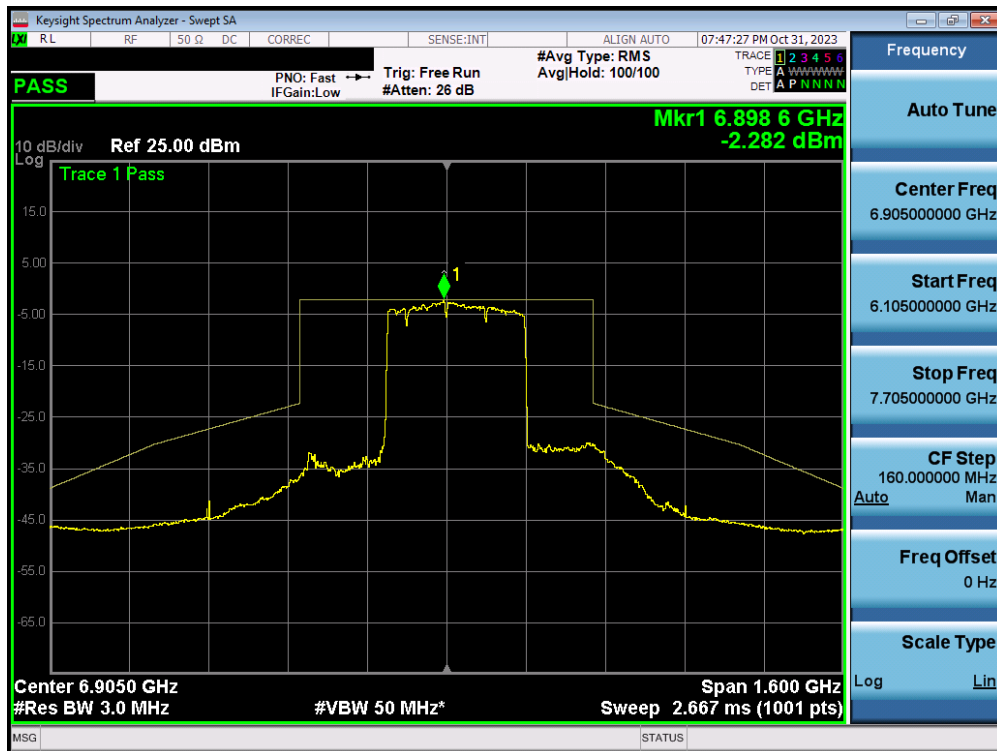


Plot 7-322. In-Band Emission Plot MIMO ANT1 (320MHz BW 802.11ax/be (MRU) (UNII Band 7/8) – Ch. 191) – LPI – 2x996+484T

FCC ID: A3LSMS928U	MEASUREMENT REPORT		Approved by: Technical Manager
Test Report S/N: 1M2308210092-18-R1.A3L	Test Dates: 9/6/2023 - 11/06/2023	EUT Type: Portable Handset	Page 212 of 315



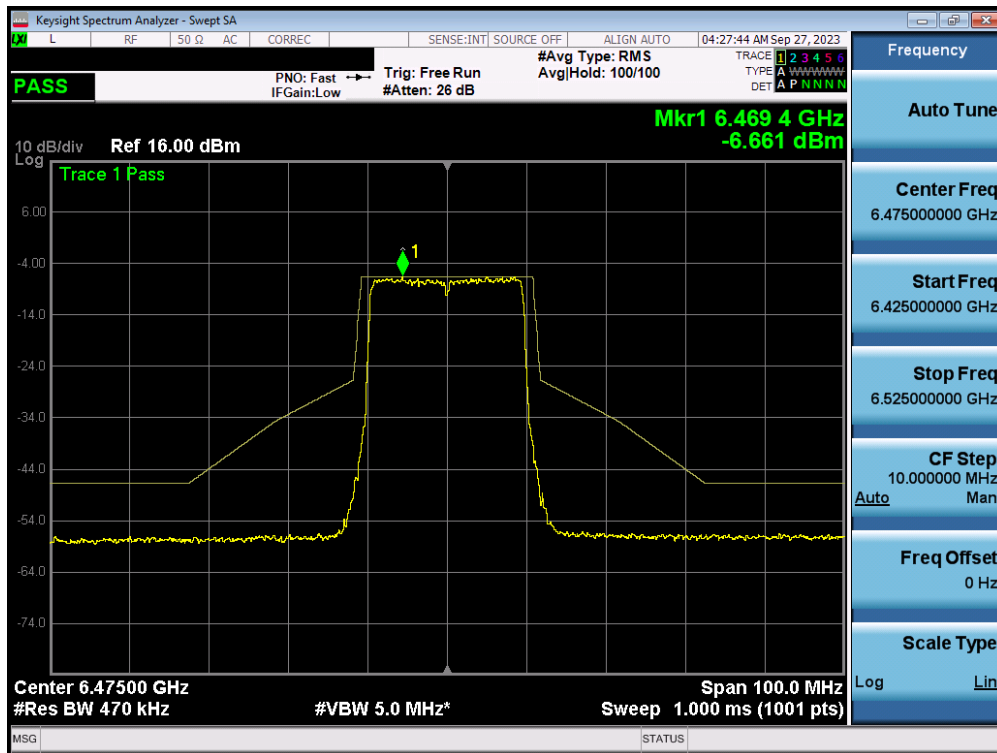
Plot 7-323. In-Band Emission Plot MIMO ANT1 (320MHz BW 802.11ax/be (MRU) (UNII Band 7/8) – Ch. 191) – LPI – 3x996T



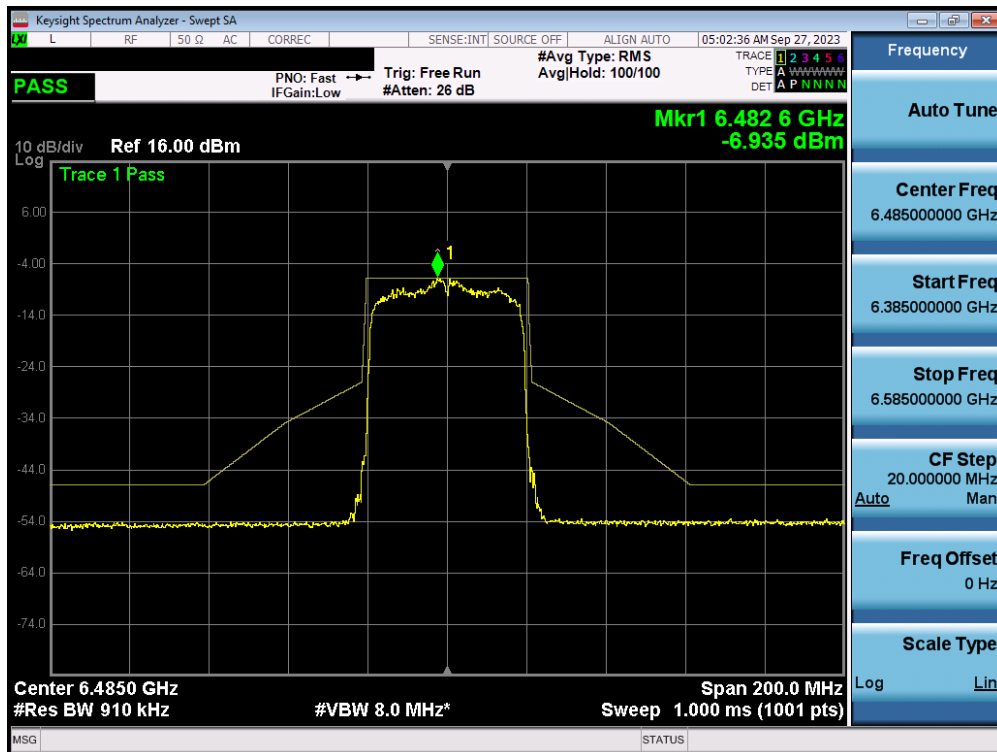
Plot 7-324. In-Band Emission Plot MIMO ANT1 (320MHz BW 802.11ax/be (MRU) (UNII Band 7/8) – Ch. 191) – LPI – 3x996+484T

FCC ID: A3LSMS928U		MEASUREMENT REPORT		Approved by: Technical Manager
Test Report S/N: 1M2308210092-18-R1.A3L	Test Dates: 9/6/2023 - 11/06/2023	EUT Type: Portable Handset	Page 213 of 315	

7.5.2 MIMO Antenna-1 In-Band Emission - (Full Tones) – (UNII Band 6)

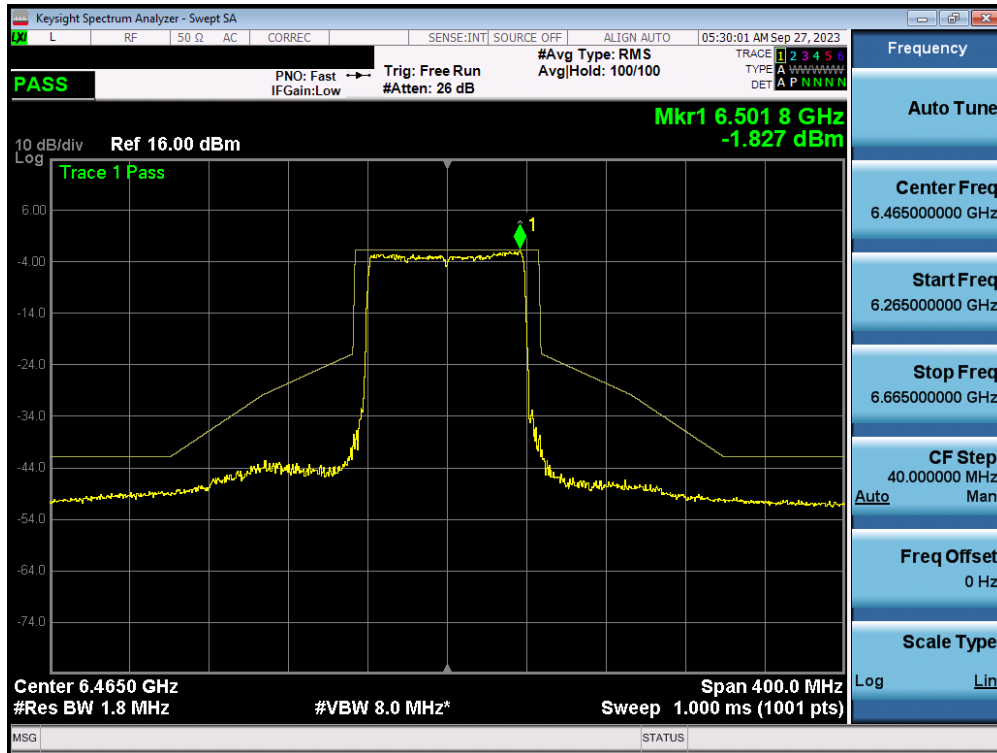


Plot 7-325. In-Band Emission Plot MIMO ANT1 (20MHz BW 802.11ax/be (Full Tone) (UNII Band 6) – Ch. 105) – LPI

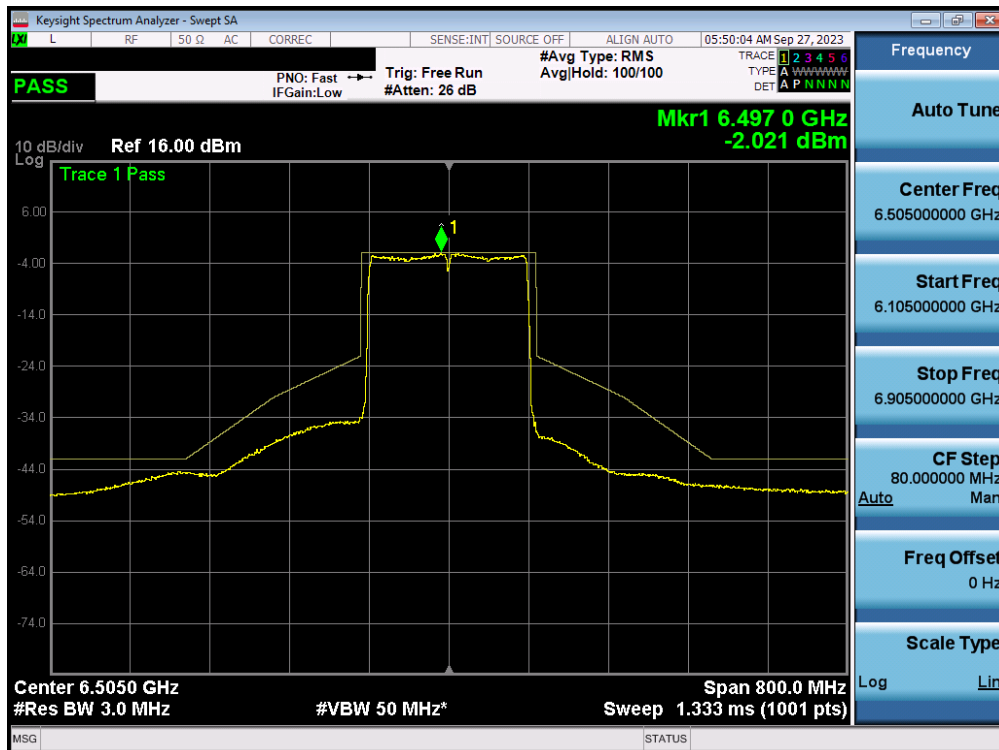


Plot 7-326. In-Band Emission Plot MIMO ANT1 (40MHz BW 802.11ax/be (Full Tone) (UNII Band 6) – Ch. 107) – LPI

FCC ID: A3LSMS928U		MEASUREMENT REPORT		Approved by: Technical Manager
Test Report S/N: 1M2308210092-18-R1.A3L	Test Dates: 9/6/2023 - 11/06/2023	EUT Type: Portable Handset	Page 214 of 315	

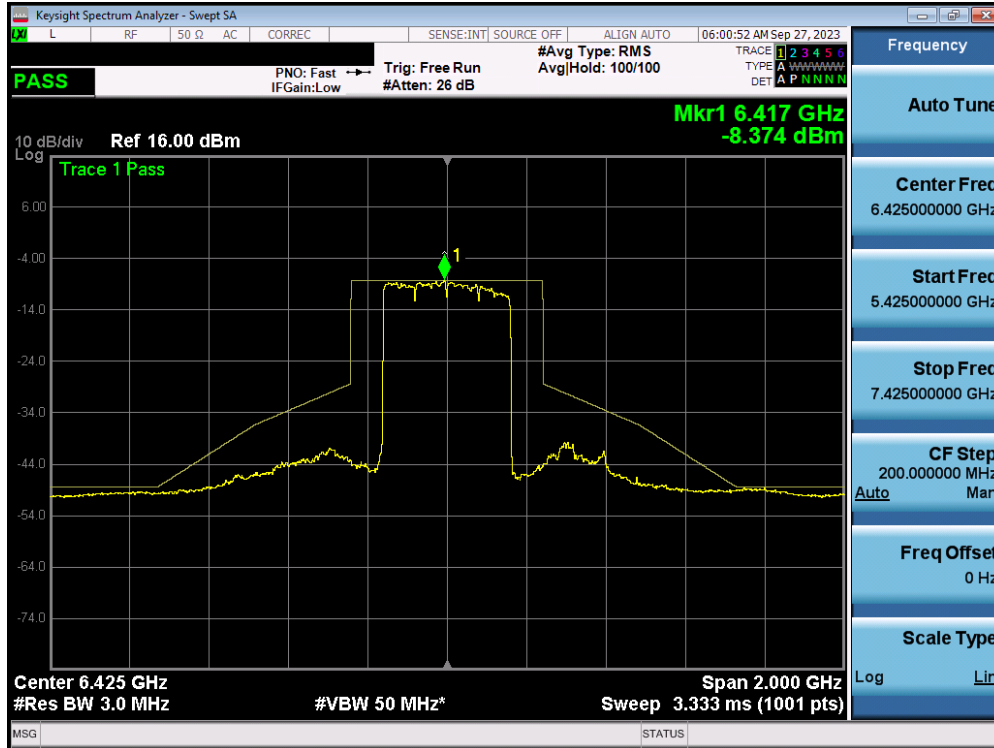


Plot 7-327. In-Band Emission Plot MIMO ANT1 (80MHz BW 802.11ax/be (Full Tone) (UNII Band 6) – Ch. 103) – LPI



Plot 7-328. In-Band Emission Plot MIMO ANT1 (160MHz BW 802.11ax/be (Full Tone) (UNII Band 6) – Ch. 111) – LPI

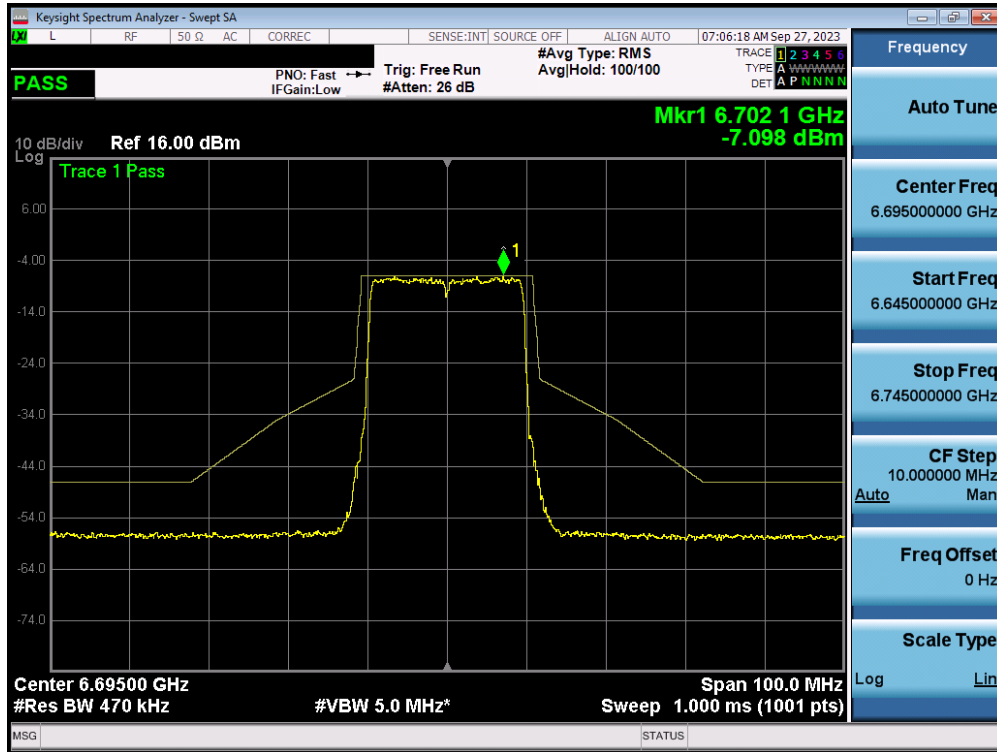
FCC ID: A3LSMS928U	MEASUREMENT REPORT		Approved by: Technical Manager
Test Report S/N: 1M2308210092-18-R1.A3L	Test Dates: 9/6/2023 - 11/06/2023	EUT Type: Portable Handset	Page 215 of 315



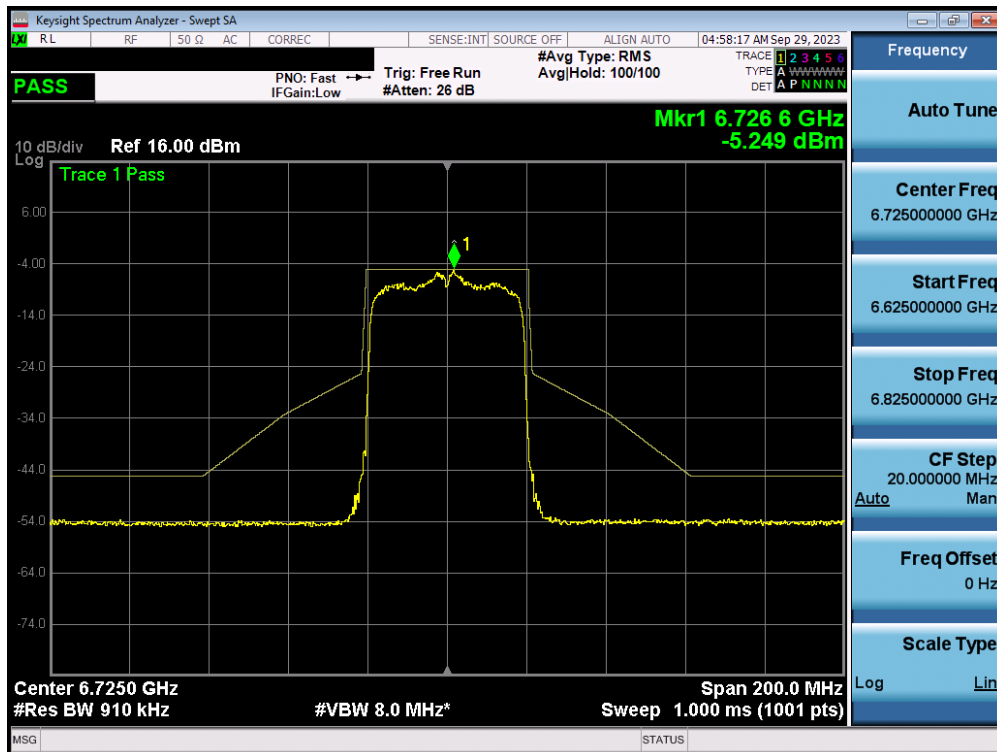
Plot 7-329. In-Band Emission Plot MIMO ANT1 (320MHz BW 802.11ax/be (26 Tones) (UNII Band 5/6/7) – Ch. 95) – LPI

FCC ID: A3LSMS928U	MEASUREMENT REPORT		Approved by: Technical Manager
Test Report S/N: 1M2308210092-18-R1.A3L	Test Dates: 9/6/2023 - 11/06/2023	EUT Type: Portable Handset	Page 216 of 315

MIMO Antenna-1 In-Band Emission - (Full Tones) – (UNII Band 7)

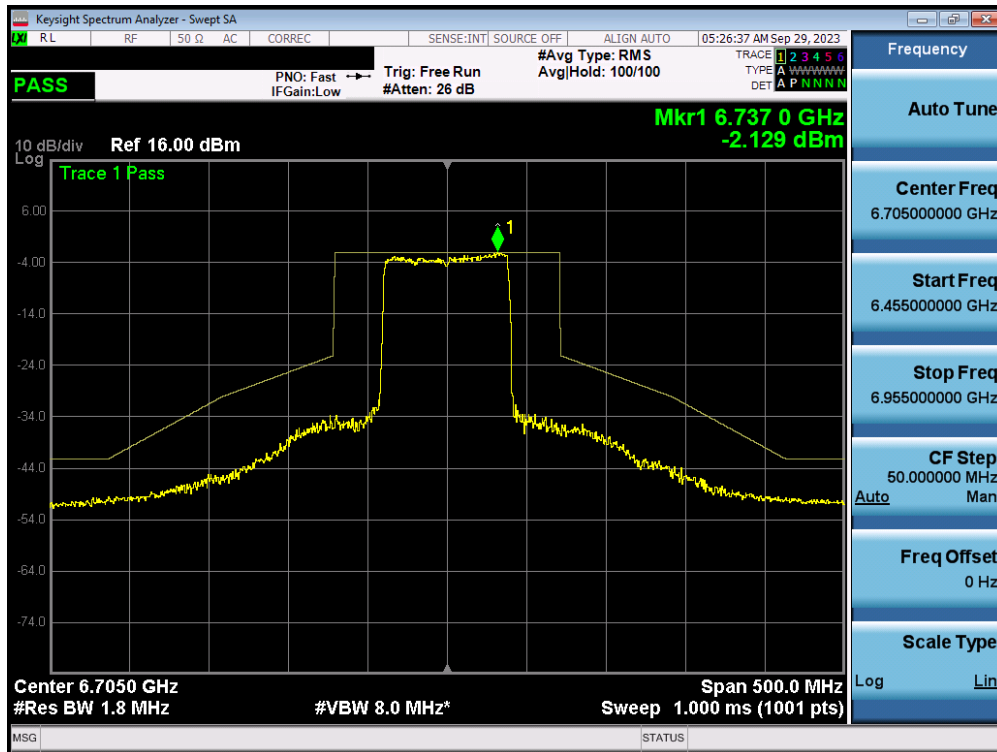


Plot 7-330. In-Band Emission Plot MIMO ANT1 (20MHz BW 802.11ax/be (Full Tone) (UNII Band 7) – Ch. 149) – LPI

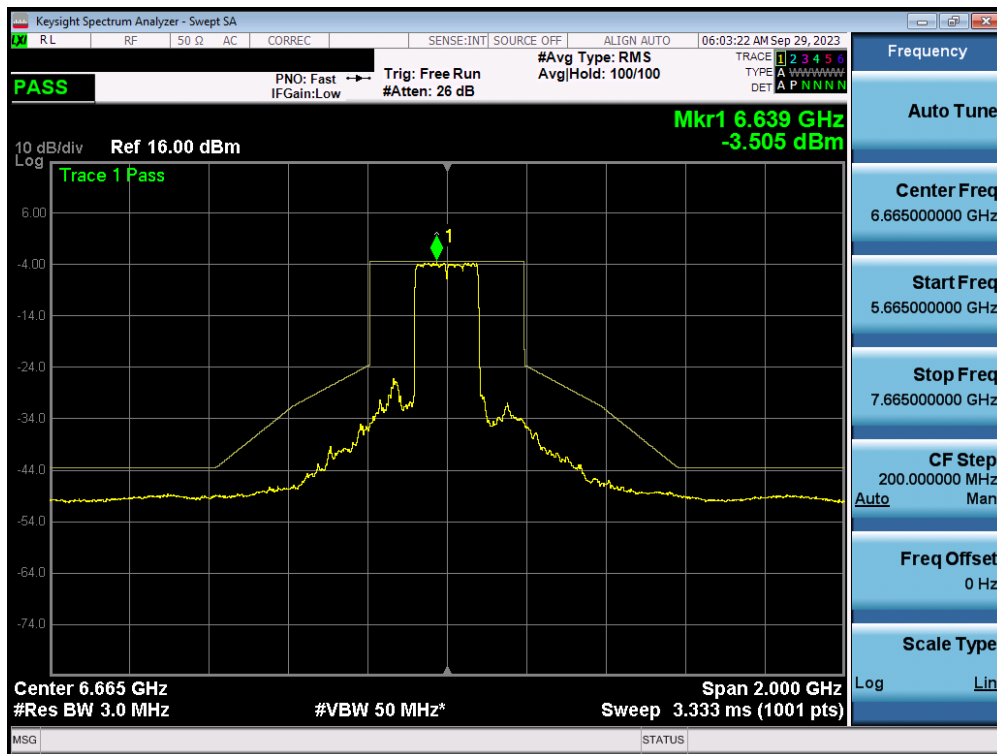


Plot 7-331. In-Band Emission Plot MIMO ANT1 (40MHz BW 802.11ax/be (Full Tone) (UNII Band 7) – Ch. 155) – LPI

FCC ID: A3LSMS928U	MEASUREMENT REPORT		Approved by: Technical Manager
Test Report S/N: 1M2308210092-18-R1.A3L	Test Dates: 9/6/2023 - 11/06/2023	EUT Type: Portable Handset	Page 217 of 315



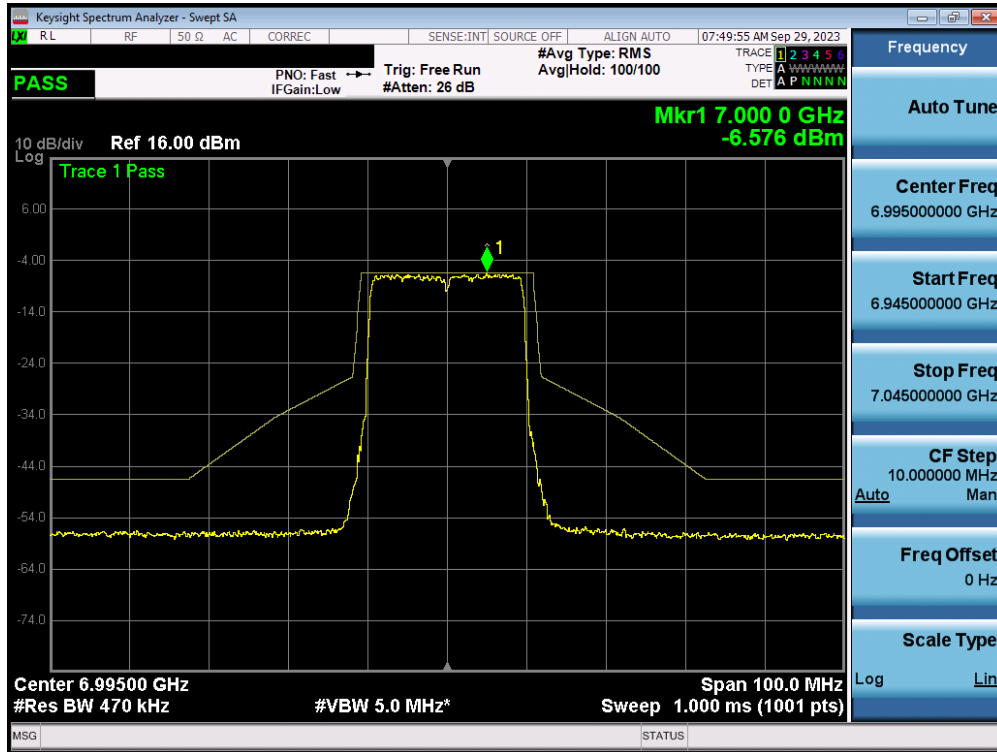
Plot 7-332. In-Band Emission Plot MIMO ANT1 (80MHz BW 802.11ax/be (Full Tone) (UNII Band 7) – Ch. 151) – LPI



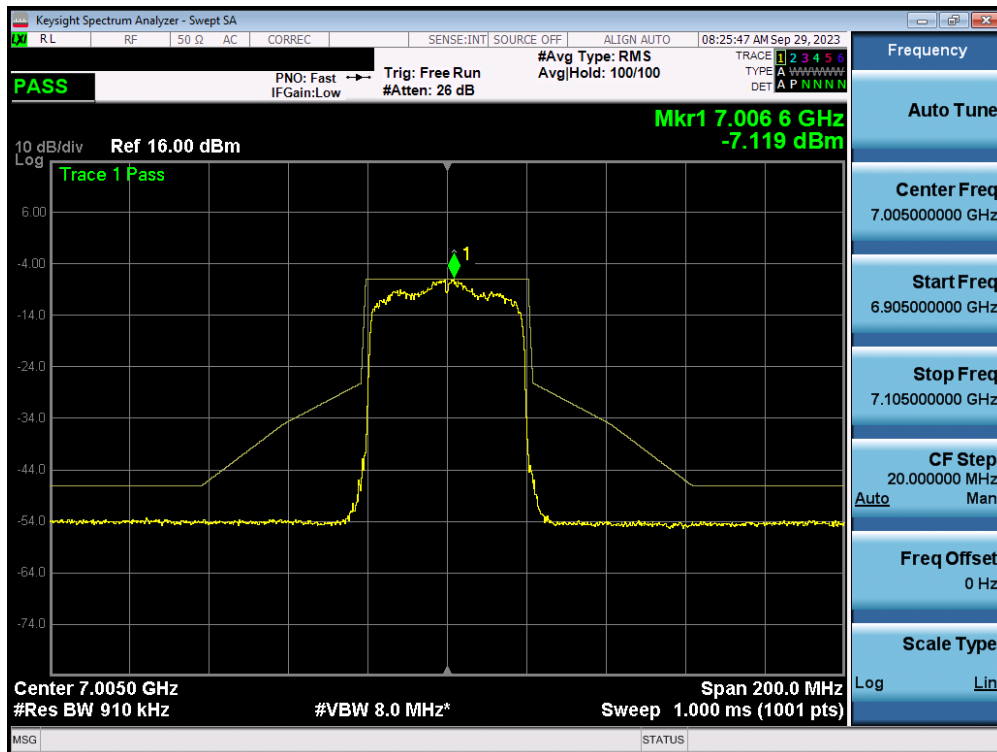
Plot 7-333. In-Band Emission Plot MIMO ANT1 (160MHz BW 802.11ax/be (Full Tone) (UNII Band 7) – Ch. 143) – LPI

FCC ID: A3LSMS928U	MEASUREMENT REPORT		Approved by: Technical Manager
Test Report S/N: 1M2308210092-18-R1.A3L	Test Dates: 9/6/2023 - 11/06/2023	EUT Type: Portable Handset	Page 218 of 315

MIMO Antenna-1 In-Band Emission - (Full Tones) – (UNII Band 8)

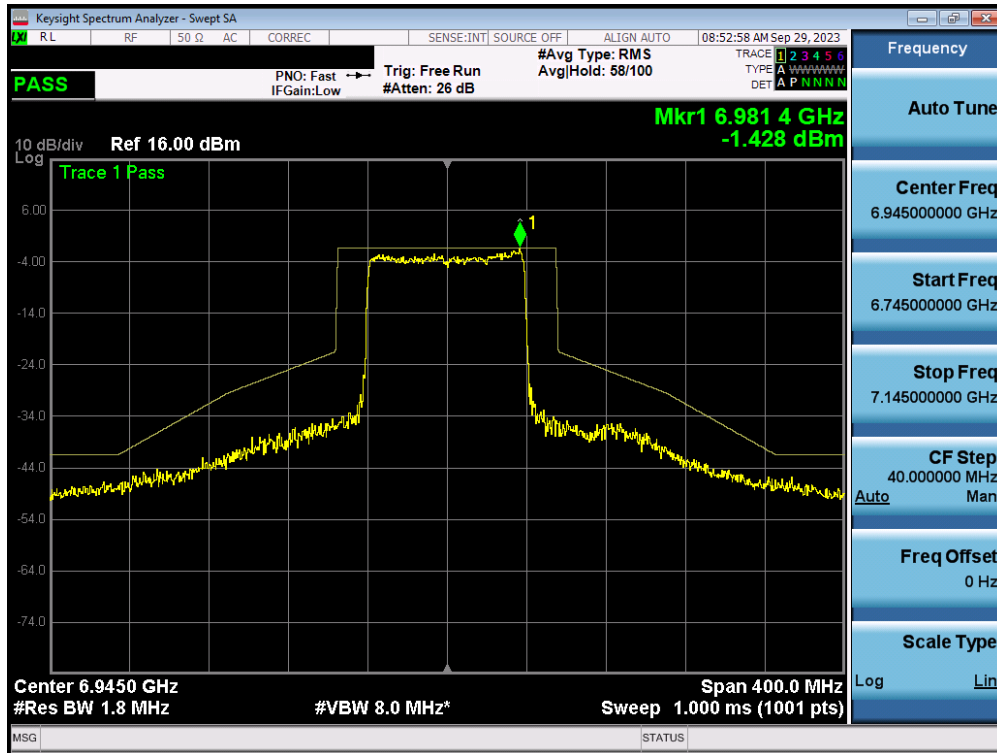


Plot 7-335. In-Band Emission Plot MIMO ANT1 (20MHz BW 802.11ax/be (Full Tone) (UNII Band 8) – Ch. 209) – LPI

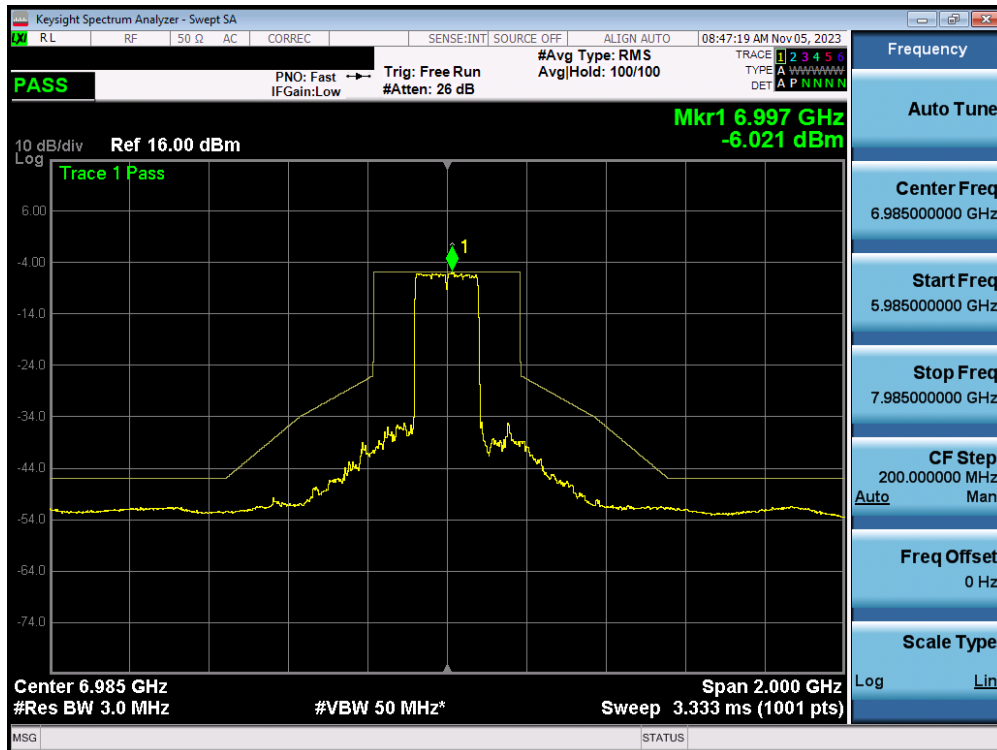


Plot 7-336. In-Band Emission Plot MIMO ANT1 (40MHz BW 802.11ax/be (Full Tone) (UNII Band 8) – Ch. 211) – LPI

FCC ID: A3LSMS928U		MEASUREMENT REPORT		Approved by: Technical Manager
Test Report S/N: 1M2308210092-18-R1.A3L	Test Dates: 9/6/2023 - 11/06/2023	EUT Type: Portable Handset	Page 220 of 315	



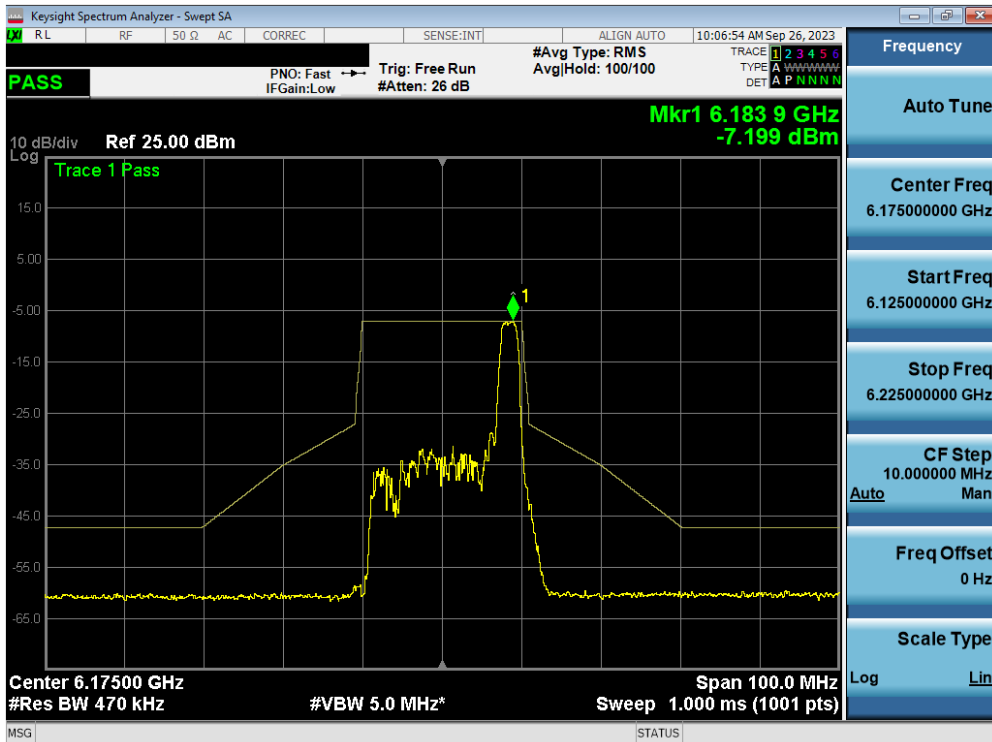
Plot 7-337. In-Band Emission Plot MIMO ANT1 (80MHz BW 802.11ax/be (Full Tone) (UNII Band 8) – Ch. 199) – LPI



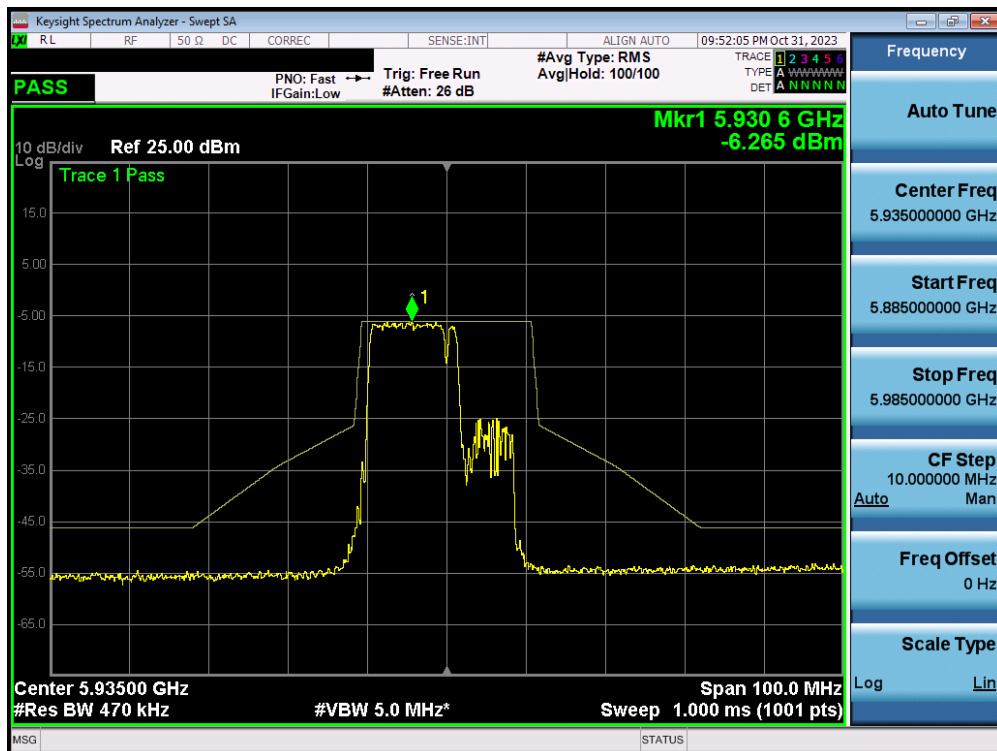
Plot 7-338. In-Band Emission Plot MIMO ANT1 (160MHz BW 802.11ax/be (Full Tone) (UNII Band 8) – Ch. 207) – LPI

FCC ID: A3LSMS928U	MEASUREMENT REPORT		Approved by: Technical Manager
Test Report S/N: 1M2308210092-18-R1.A3L	Test Dates: 9/6/2023 - 11/06/2023	EUT Type: Portable Handset	Page 221 of 315

7.5.3 MIMO Antenna-2 In-Band Emission - (Partial Tones) – (UNII Band 5)

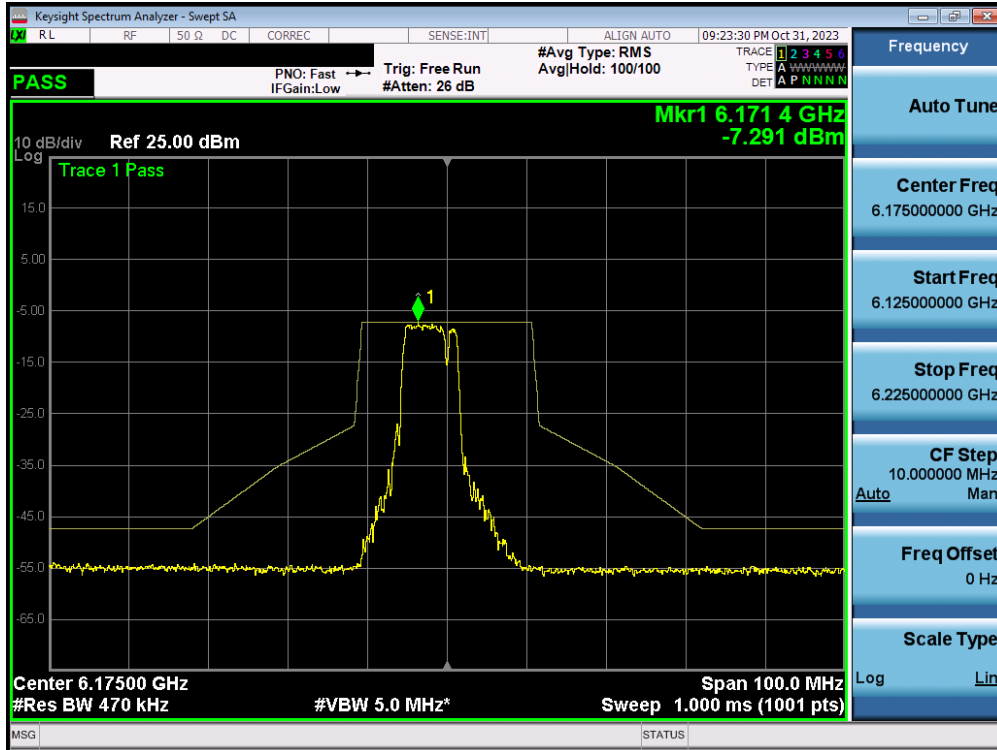


Plot 7-340. In-Band Emission Plot MIMO ANT2 (20MHz BW 802.11ax/be (26 Tones) (UNII Band 5) – Ch. 45) – LPI

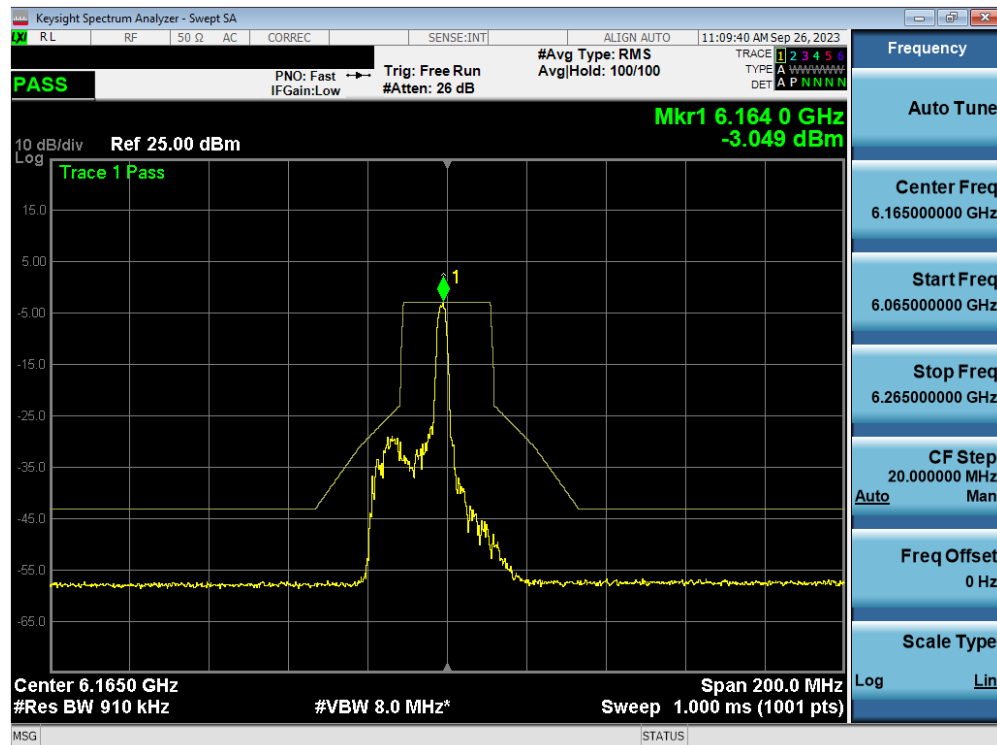


Plot 7-341. In-Band Emission Plot MIMO ANT2 (20MHz BW 802.11ax/be (MRU) (UNII Band 5) – Ch. 2) – LPI – 106+26T

FCC ID: A3LSMS928U	MEASUREMENT REPORT		Approved by: Technical Manager
Test Report S/N: 1M2308210092-18-R1.A3L	Test Dates: 9/6/2023 - 11/06/2023	EUT Type: Portable Handset	Page 223 of 315

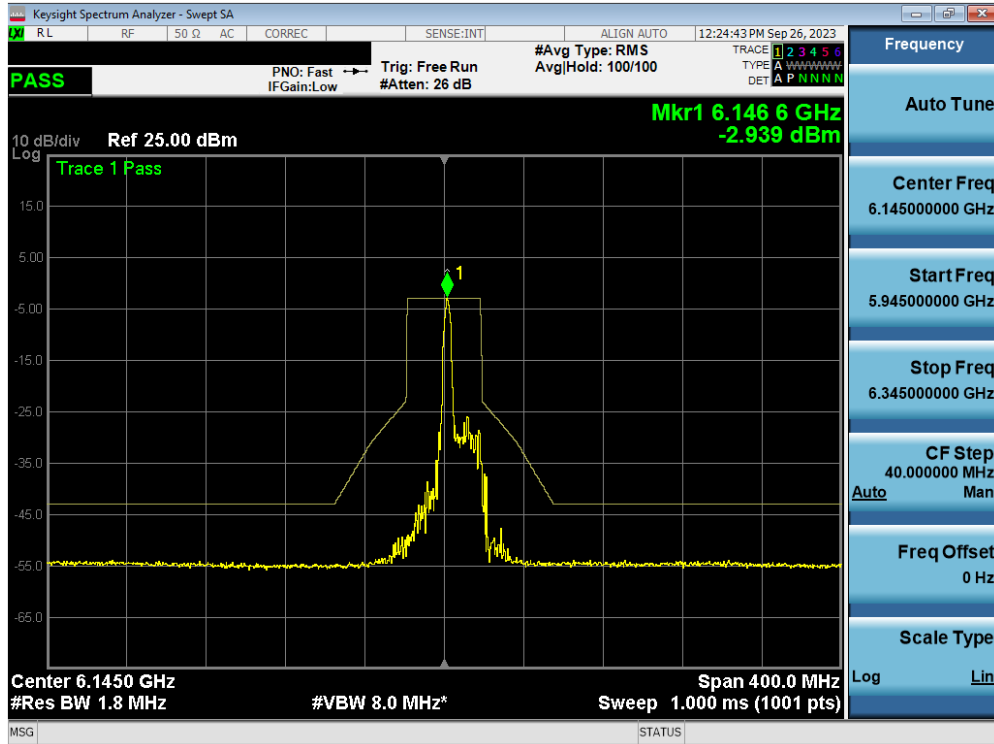


Plot 7-342. In-Band Emission Plot MIMO ANT2 (20MHz BW 802.11ax/be (MRU) (UNII Band 5) – Ch. 45) – LPI – 52+26T

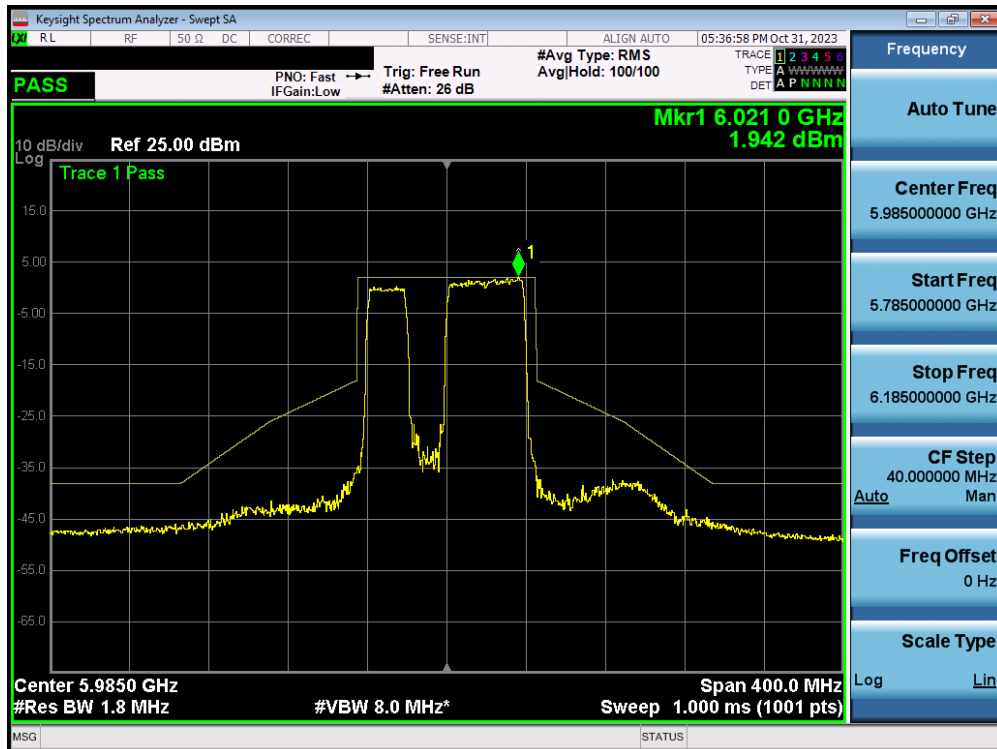


Plot 7-343. In-Band Emission Plot MIMO ANT2 (40MHz BW 802.11ax/be (26 Tones) (UNII Band 5) – Ch. 43) – LPI

FCC ID: A3LSMS928U	MEASUREMENT REPORT		Approved by: Technical Manager
Test Report S/N: 1M2308210092-18-R1.A3L	Test Dates: 9/6/2023 - 11/06/2023	EUT Type: Portable Handset	Page 224 of 315

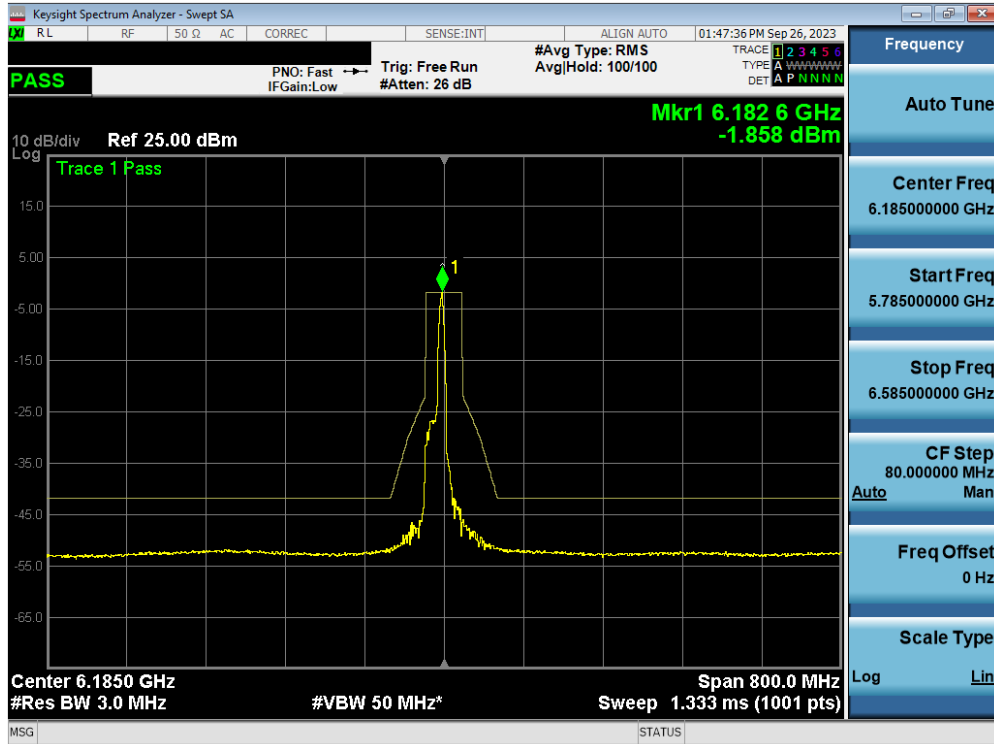


Plot 7-344. In-Band Emission Plot MIMO ANT2 (80MHz BW 802.11ax/be (26 Tones) (UNII Band 5) – Ch. 39) – LPI

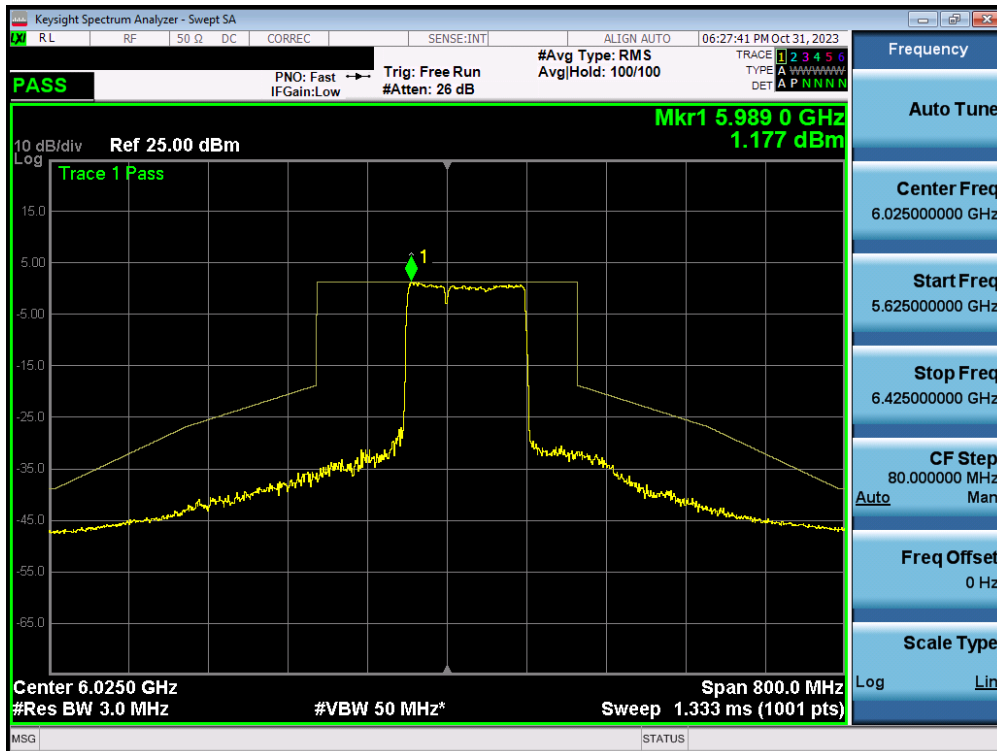


Plot 7-345. In-Band Emission Plot MIMO ANT2 (80MHz BW 802.11ax/be (MRU) (UNII Band 5) – Ch. 39) – LPI – 484+242T

FCC ID: A3LSMS928U	MEASUREMENT REPORT		Approved by: Technical Manager
Test Report S/N: 1M2308210092-18-R1.A3L	Test Dates: 9/6/2023 - 11/06/2023	EUT Type: Portable Handset	Page 225 of 315

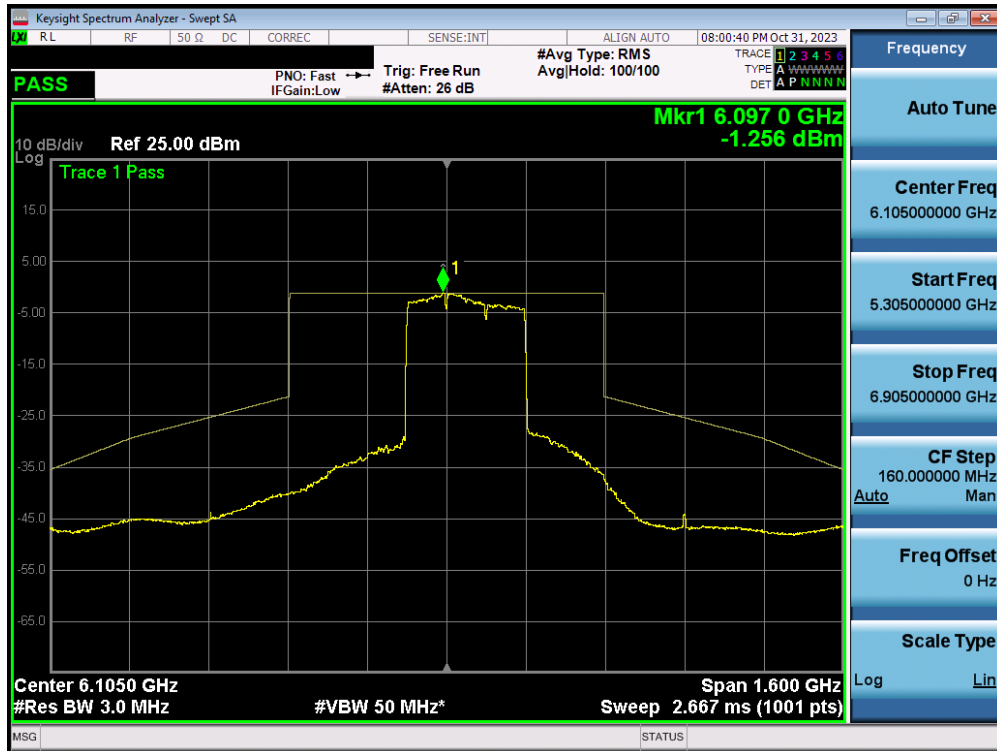


Plot 7-346. In-Band Emission Plot MIMO ANT2 (160MHz BW 802.11ax/be (26 Tones) (UNII Band 5) – Ch. 47) – LPI

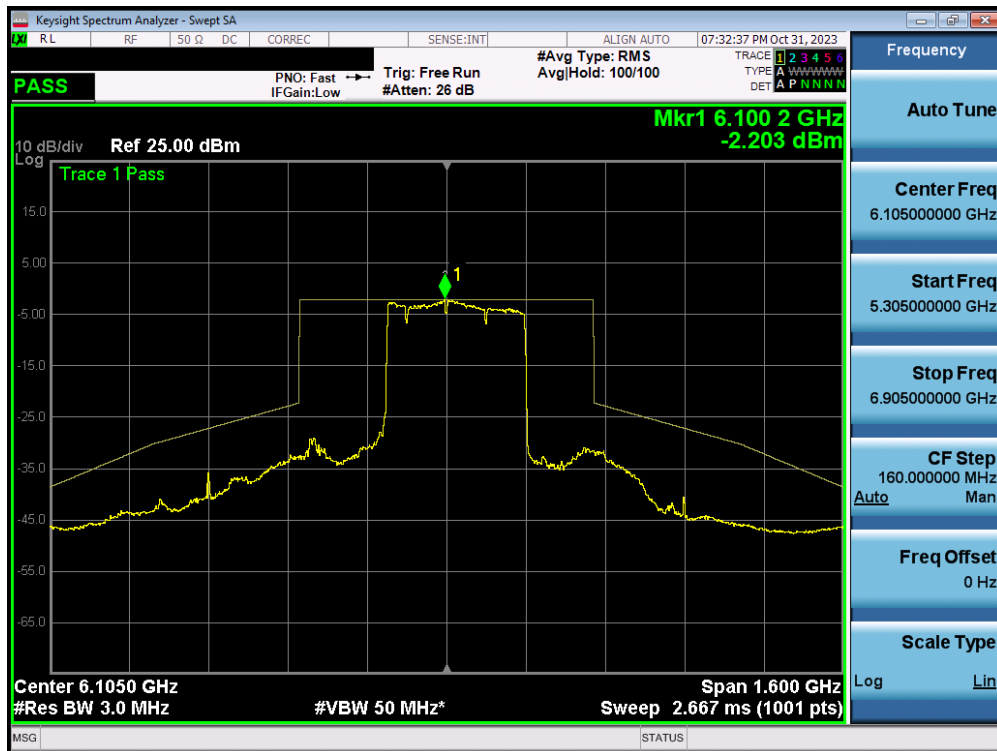


Plot 7-347. In-Band Emission Plot MIMO ANT2 (160MHz BW 802.11ax/be (MRU) (UNII Band 5) – Ch. 15) – LPI – 996+484T

FCC ID: A3LSMS928U	MEASUREMENT REPORT		Approved by: Technical Manager
Test Report S/N: 1M2308210092-18-R1.A3L	Test Dates: 9/6/2023 - 11/06/2023	EUT Type: Portable Handset	Page 226 of 315

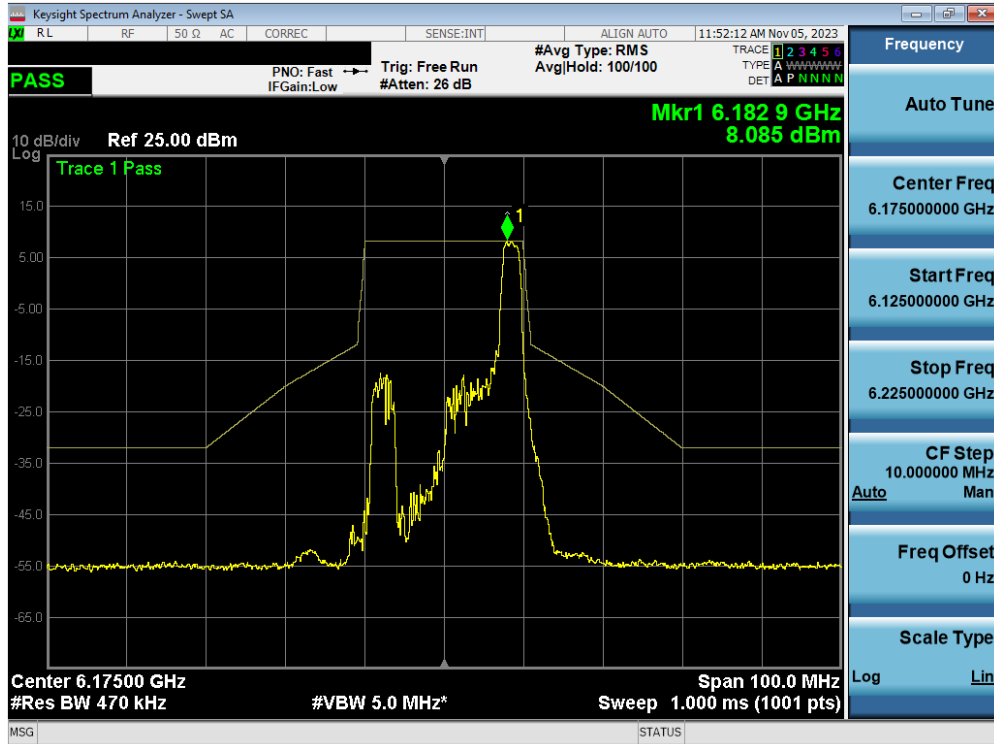


Plot 7-350. In-Band Emission Plot MIMO ANT2 (320MHz BW 802.11ax/be (MRU) (UNII Band 5) – Ch. 31) – LPI – 3x996T

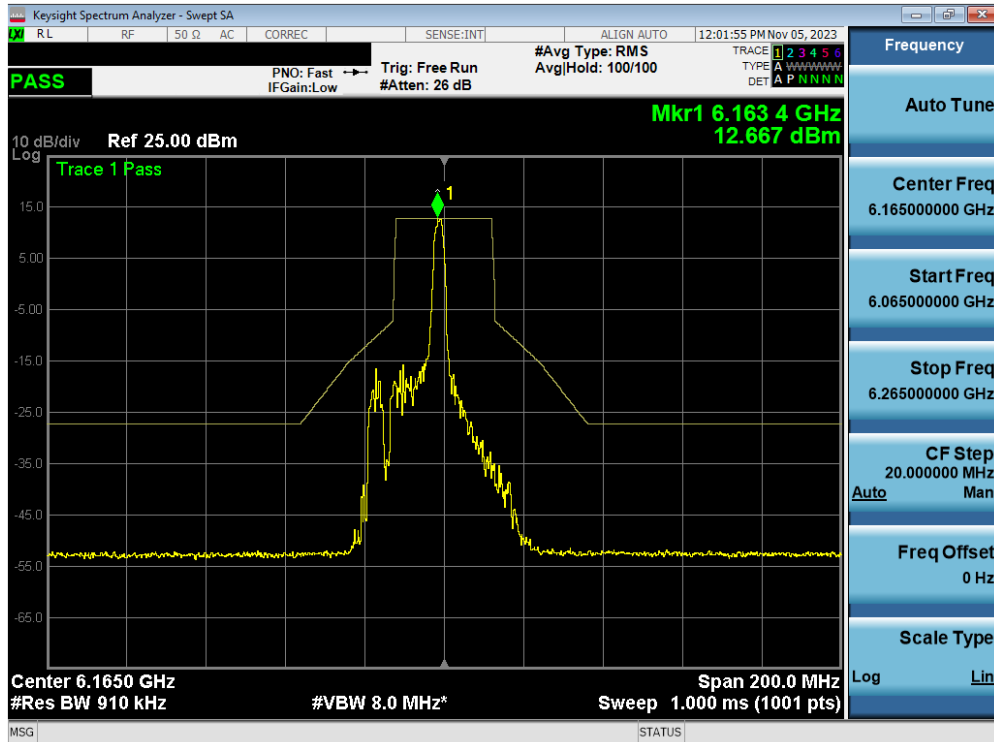


Plot 7-351. In-Band Emission Plot MIMO ANT2 (320MHz BW 802.11ax/be (MRU) (UNII Band 5) – Ch. 31) – LPI – 3x996+484T

FCC ID: A3LSMS928U	MEASUREMENT REPORT		Approved by: Technical Manager
Test Report S/N: 1M2308210092-18-R1.A3L	Test Dates: 9/6/2023 - 11/06/2023	EUT Type: Portable Handset	Page 228 of 315

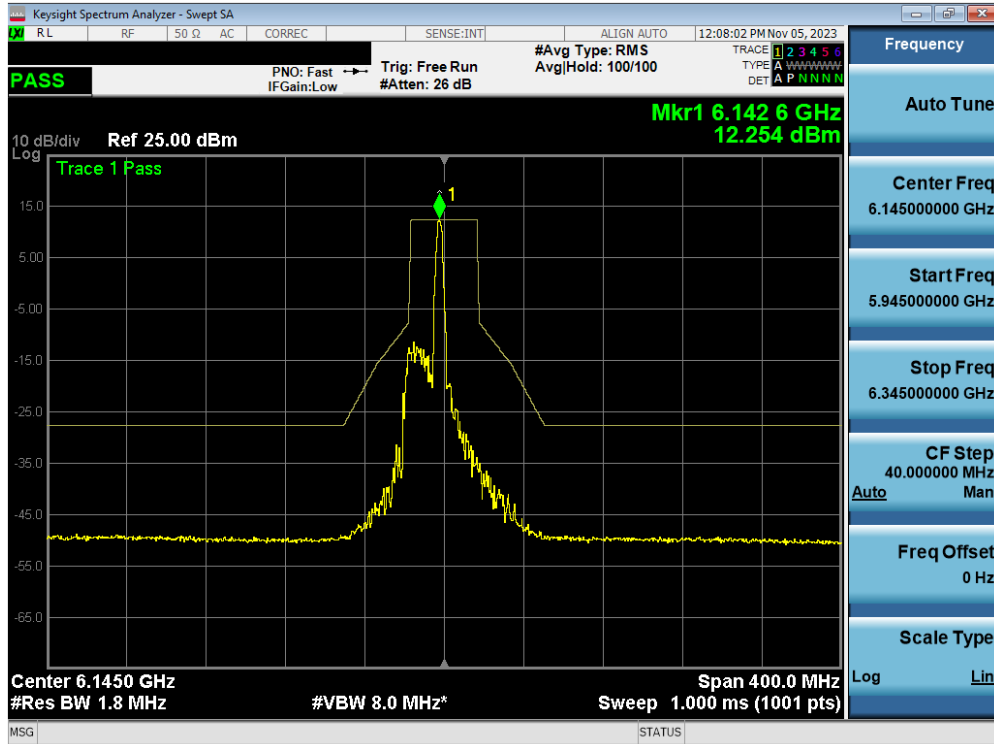


Plot 7-352. In-Band Emission Plot MIMO ANT2 (20MHz BW 802.11ax/be (26 Tones) (UNII Band 5) – Ch. 45) – SP

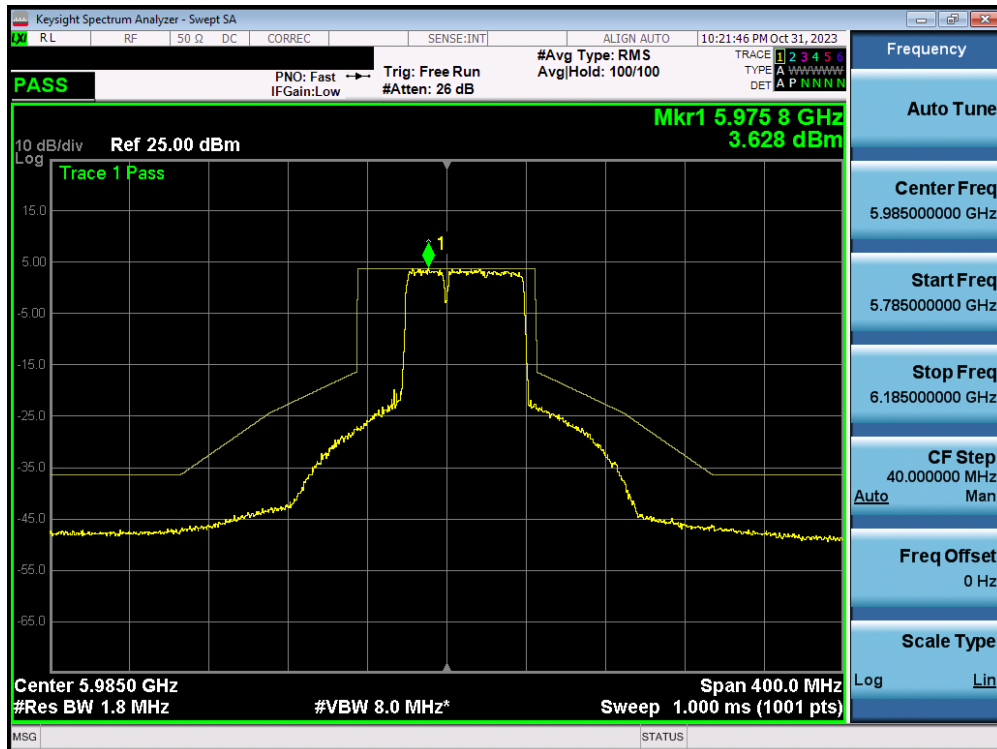


Plot 7-353. In-Band Emission Plot MIMO ANT2 (40MHz BW 802.11ax/be (26 Tones) (UNII Band 5) – Ch. 43) – SP

FCC ID: A3LSMS928U	MEASUREMENT REPORT		Approved by: Technical Manager
Test Report S/N: 1M2308210092-18-R1.A3L	Test Dates: 9/6/2023 - 11/06/2023	EUT Type: Portable Handset	Page 229 of 315

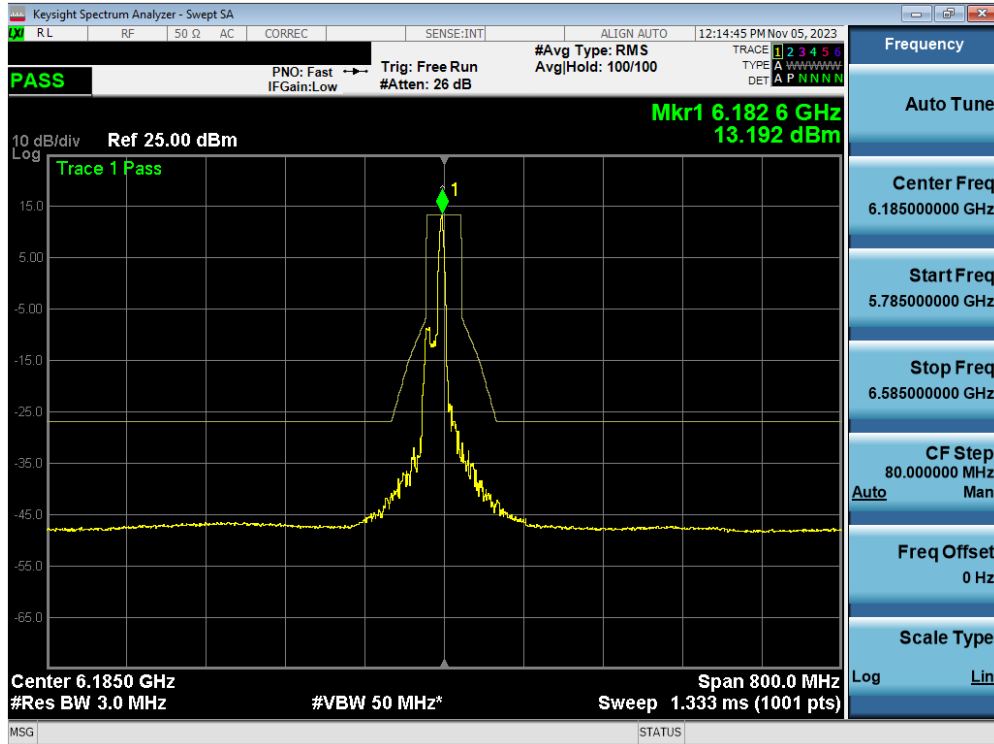


Plot 7-354. In-Band Emission Plot MIMO ANT2 (80MHz BW 802.11ax/be (26 Tones) (UNII Band 5) – Ch. 39) – SP

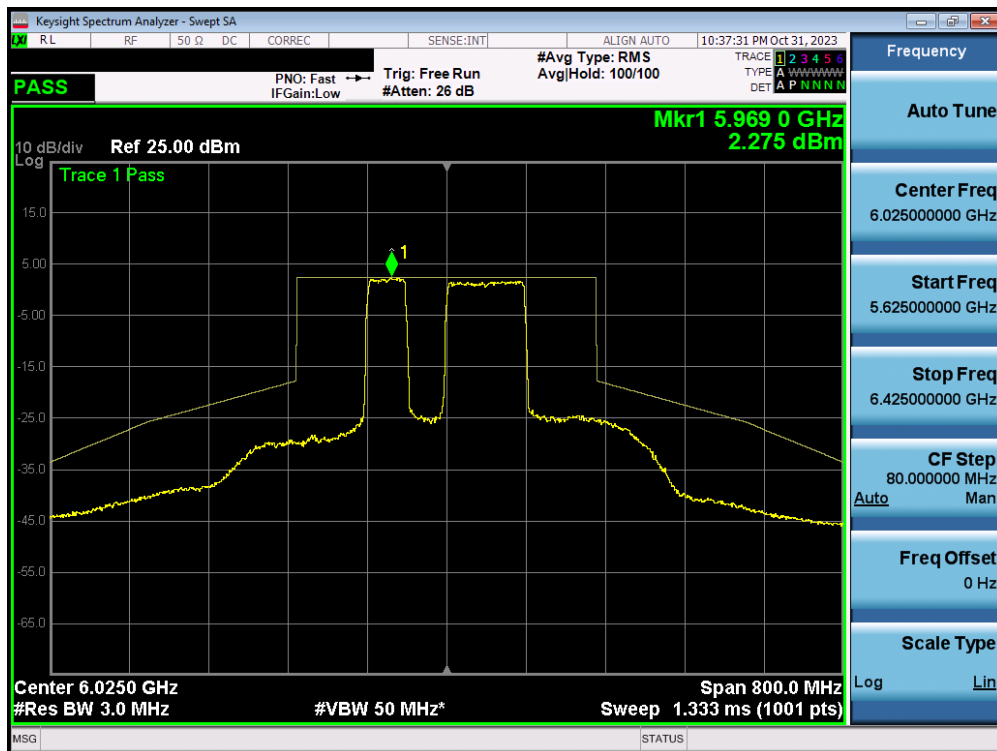


Plot 7-355. In-Band Emission Plot MIMO ANT2 (80MHz BW 802.11ax/be (MRU) (UNII Band 5) – Ch. 7) – SP – 484+242T

FCC ID: A3LSMS928U	MEASUREMENT REPORT		Approved by: Technical Manager
Test Report S/N: 1M2308210092-18-R1.A3L	Test Dates: 9/6/2023 - 11/06/2023	EUT Type: Portable Handset	Page 230 of 315

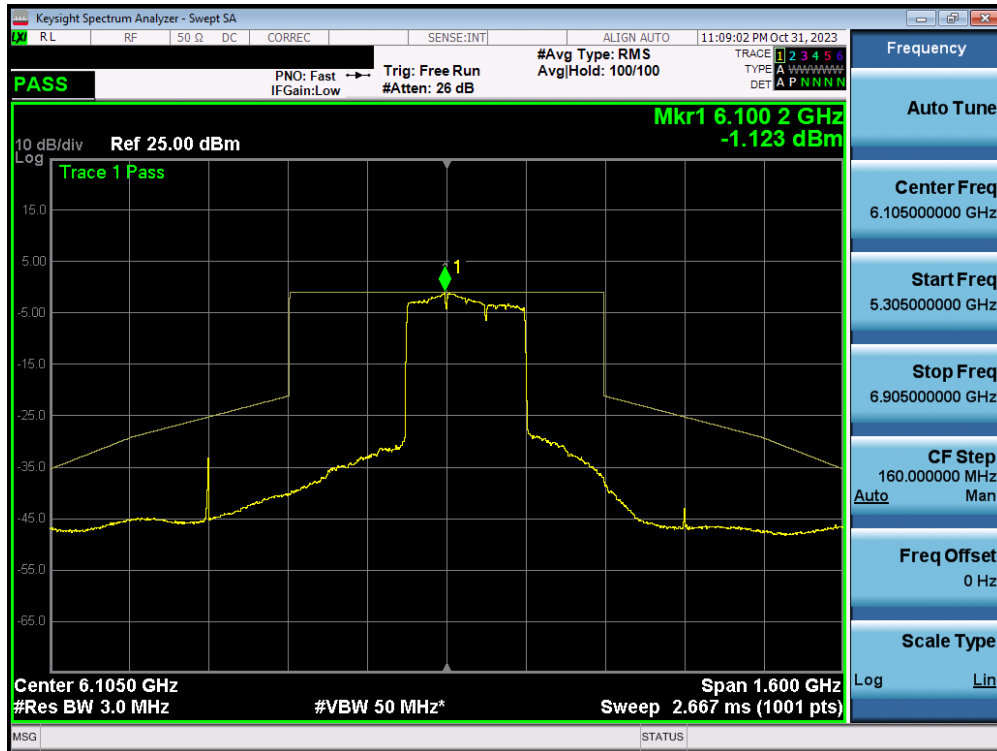


Plot 7-356. In-Band Emission Plot MIMO ANT2 (160MHz BW 802.11ax/be (26 Tones) (UNII Band 5) – Ch. 47) – SP



Plot 7-357. In-Band Emission Plot MIMO ANT2 (160MHz BW 802.11ax/be (MRU) (UNII Band 5) – Ch. 47) – SP – 996+484T

FCC ID: A3LSMS928U	MEASUREMENT REPORT		Approved by: Technical Manager
Test Report S/N: 1M2308210092-18-R1.A3L	Test Dates: 9/6/2023 - 11/06/2023	EUT Type: Portable Handset	Page 231 of 315



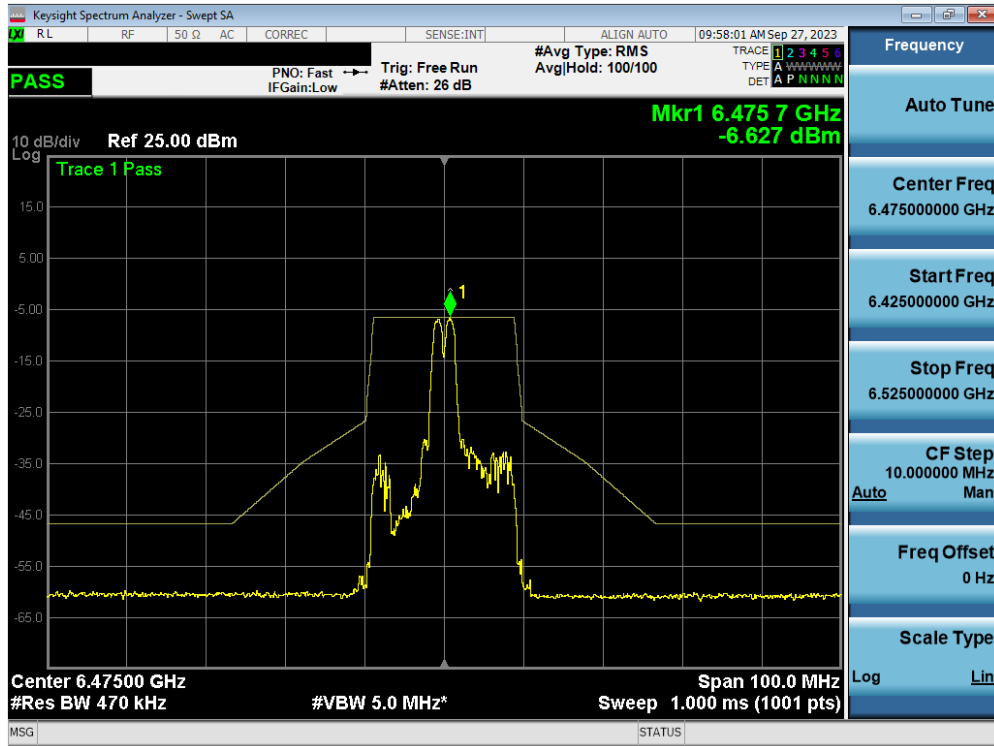
Plot 7-360. In-Band Emission Plot MIMO ANT2 (320MHz BW 802.11ax/be (MRU) (UNII Band 5) – Ch. 31) – SP – 3x996T



Plot 7-361. In-Band Emission Plot MIMO ANT2 (320MHz BW 802.11ax/be (MRU) (UNII Band 5) – Ch. 31) – SP – 3x996+484T

FCC ID: A3LSMS928U	MEASUREMENT REPORT		Approved by: Technical Manager
Test Report S/N: 1M2308210092-18-R1.A3L	Test Dates: 9/6/2023 - 11/06/2023	EUT Type: Portable Handset	Page 233 of 315

MIMO Antenna-1 In-Band Emission - (Partial Tones) – (UNII Band 6)

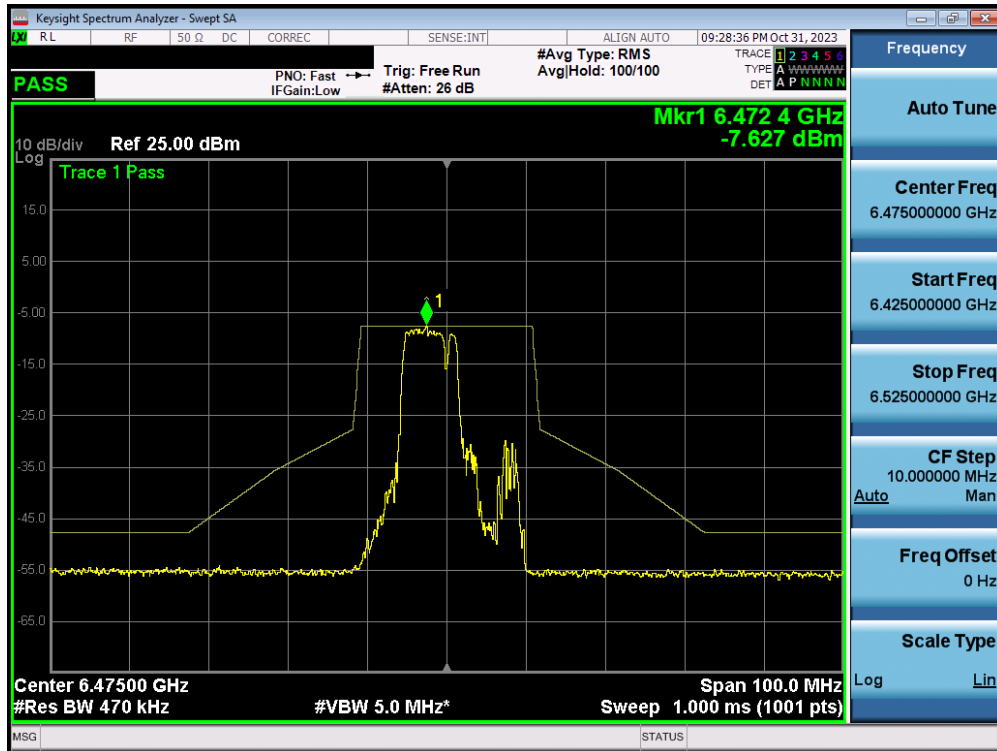


Plot 7-362. In-Band Emission Plot MIMO ANT2 (20MHz BW 802.11ax/be (26 Tones) (UNII Band 6) – Ch. 105) – LPI

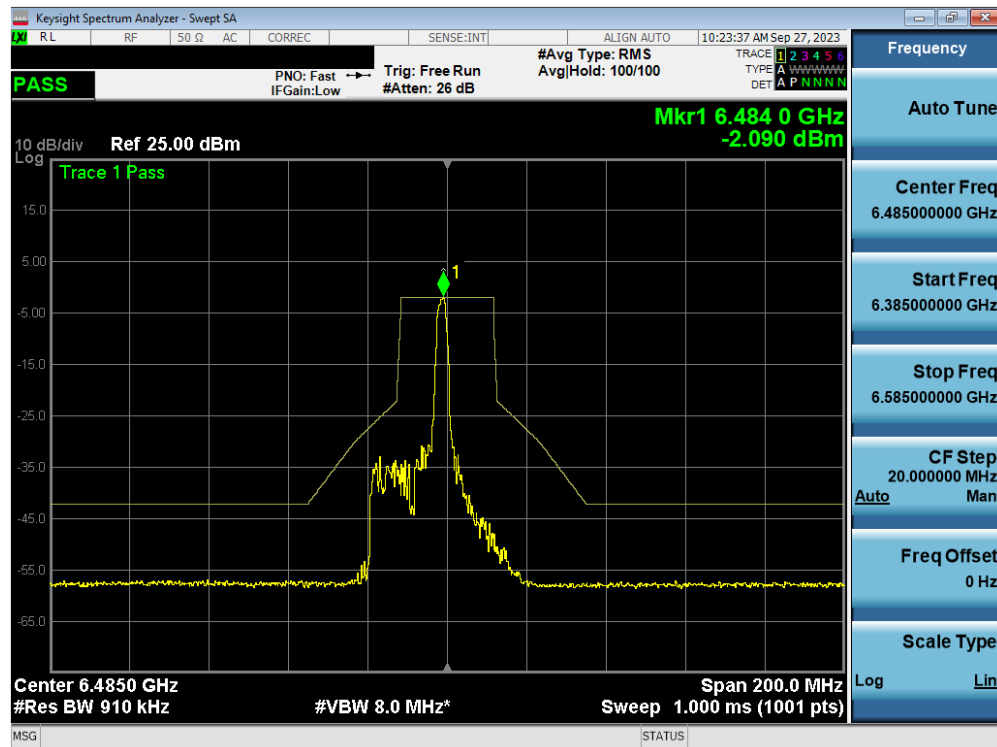


Plot 7-363. In-Band Emission Plot MIMO ANT2 (20MHz BW 802.11ax/be (MRU) (UNII Band 6) – Ch. 105) – LPI – 106+26T

FCC ID: A3LSMS928U	MEASUREMENT REPORT		Approved by: Technical Manager
Test Report S/N: 1M2308210092-18-R1.A3L	Test Dates: 9/6/2023 - 11/06/2023	EUT Type: Portable Handset	Page 234 of 315

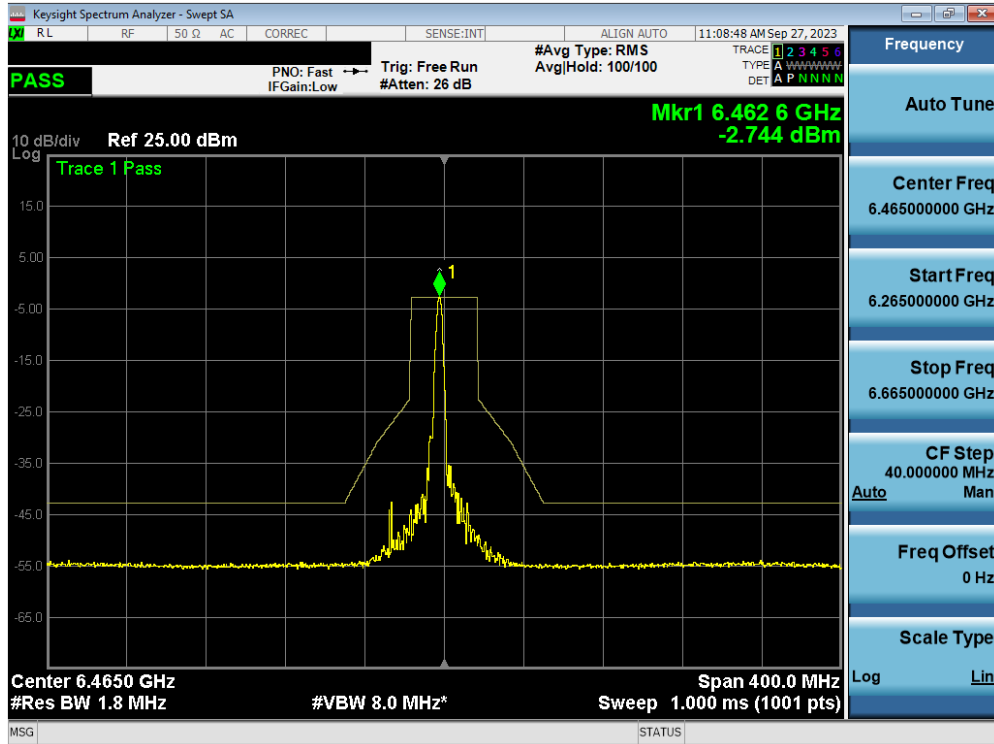


Plot 7-364. In-Band Emission Plot MIMO ANT2 (20MHz BW 802.11ax/be (MRU) (UNII Band 6) – Ch. 105) – LPI – 52+26T

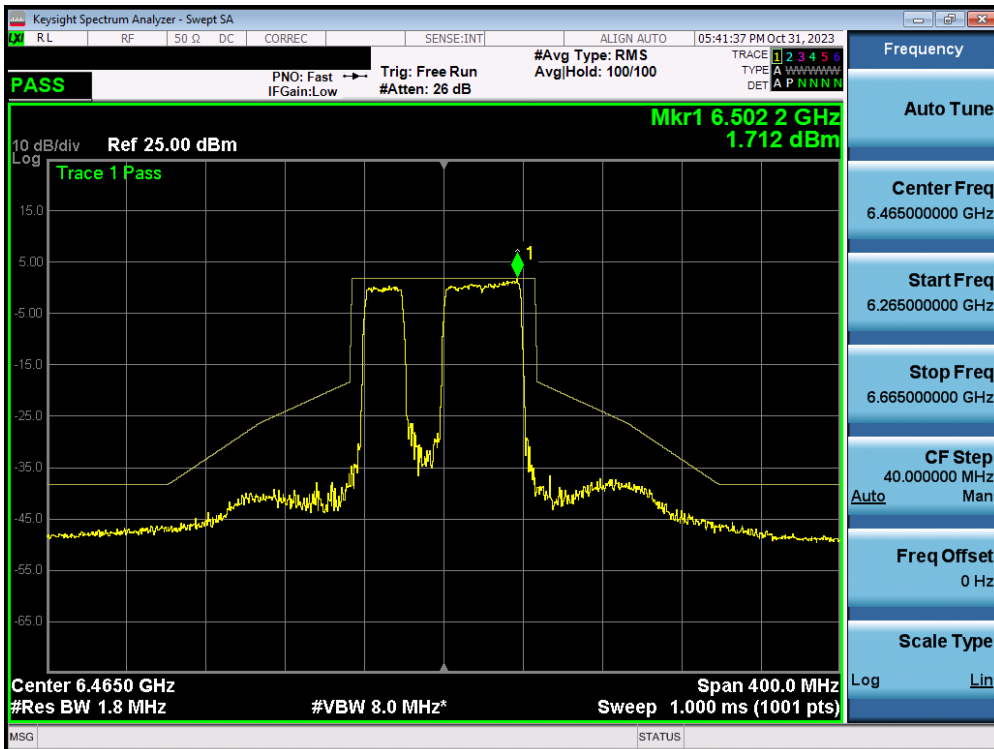


Plot 7-365. In-Band Emission Plot MIMO ANT2 (40MHz BW 802.11ax/be (26 Tones) (UNII Band 6) – Ch. 107) – LPI

FCC ID: A3LSMS928U	MEASUREMENT REPORT		Approved by: Technical Manager
Test Report S/N: 1M2308210092-18-R1.A3L	Test Dates: 9/6/2023 - 11/06/2023	EUT Type: Portable Handset	Page 235 of 315

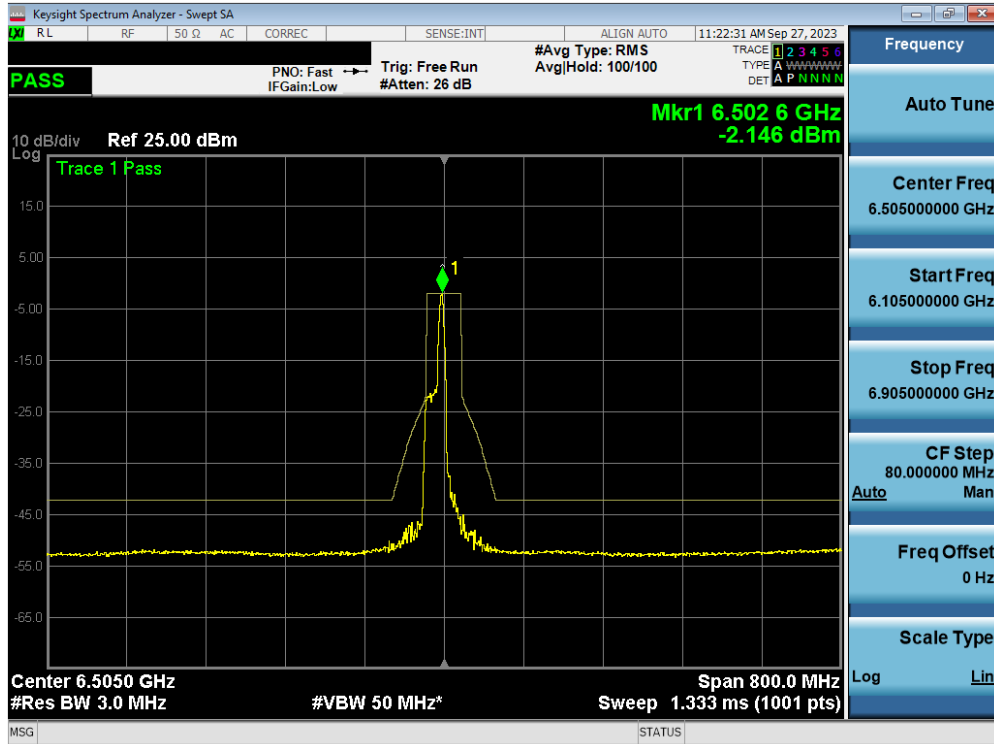


Plot 7-366. In-Band Emission Plot MIMO ANT2 (80MHz BW 802.11ax/be (26 Tones) (UNII Band 6) – Ch. 103) – LPI

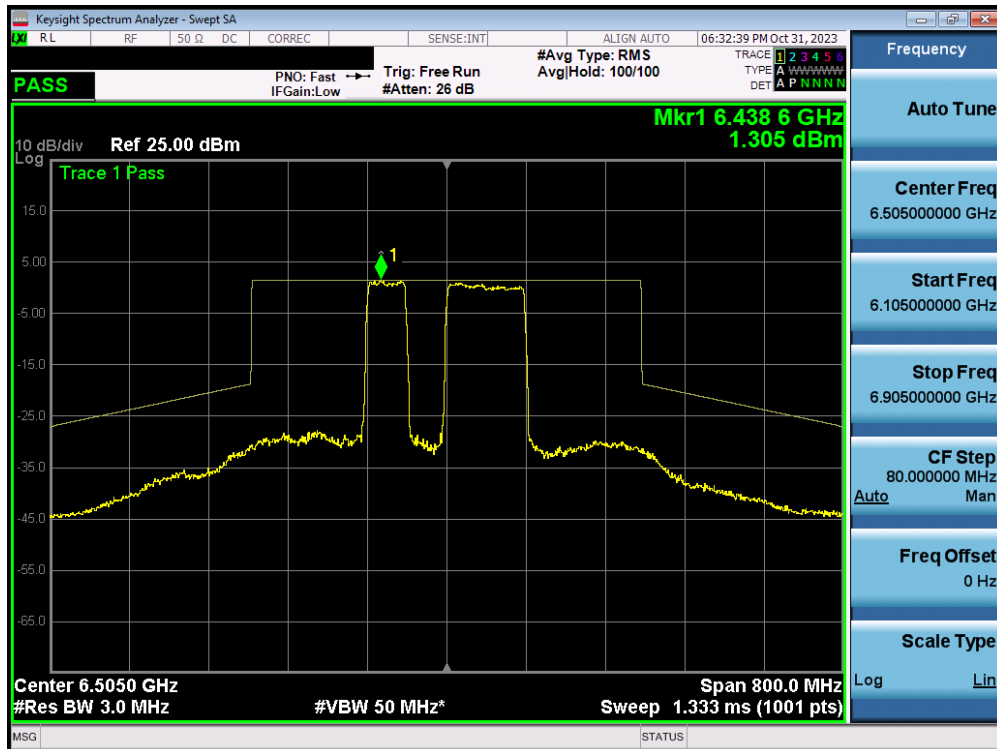


Plot 7-367. In-Band Emission Plot MIMO ANT2 (80MHz BW 802.11ax/be (MRU) (UNII Band 6) – Ch. 103) – LPI – 484+242T

FCC ID: A3LSMS928U	MEASUREMENT REPORT		Approved by: Technical Manager
Test Report S/N: 1M2308210092-18-R1.A3L	Test Dates: 9/6/2023 - 11/06/2023	EUT Type: Portable Handset	Page 236 of 315

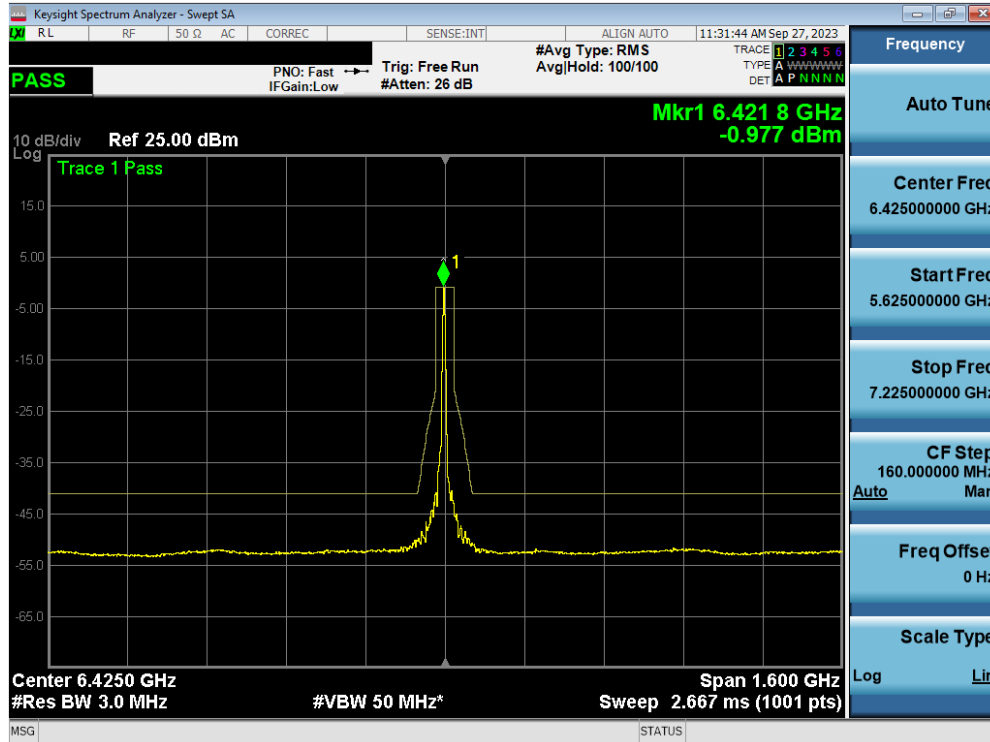


Plot 7-368. In-Band Emission Plot MIMO ANT2 (160MHz BW 802.11ax/be (26 Tones) (UNII Band 6) – Ch. 111) – LPI

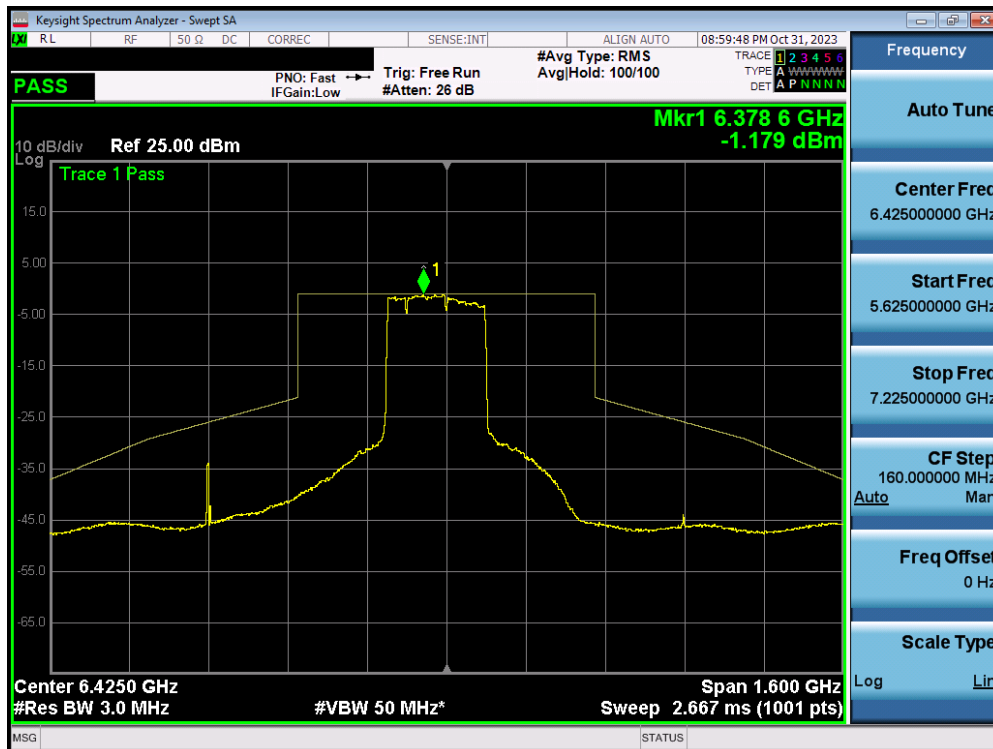


Plot 7-369. In-Band Emission Plot MIMO ANT2 (160MHz BW 802.11ax/be (MRU) (UNII Band 6) – Ch. 111) – LPI – 996+484T

FCC ID: A3LSMS928U	MEASUREMENT REPORT		Approved by: Technical Manager
Test Report S/N: 1M2308210092-18-R1.A3L	Test Dates: 9/6/2023 - 11/06/2023	EUT Type: Portable Handset	Page 237 of 315



Plot 7-370. In-Band Emission Plot MIMO ANT2 (320MHz BW 802.11ax/be (26 Tones) (UNII Band 5/6/7) – Ch. 95) – LPI



Plot 7-371. In-Band Emission Plot MIMO ANT2 (320MHz BW 802.11ax/be (MRU) (UNII Band 5/6/7) – Ch. 95) – LPI – 2x996+484T

FCC ID: A3LSMS928U	MEASUREMENT REPORT		Approved by: Technical Manager
Test Report S/N: 1M2308210092-18-R1.A3L	Test Dates: 9/6/2023 - 11/06/2023	EUT Type: Portable Handset	Page 238 of 315



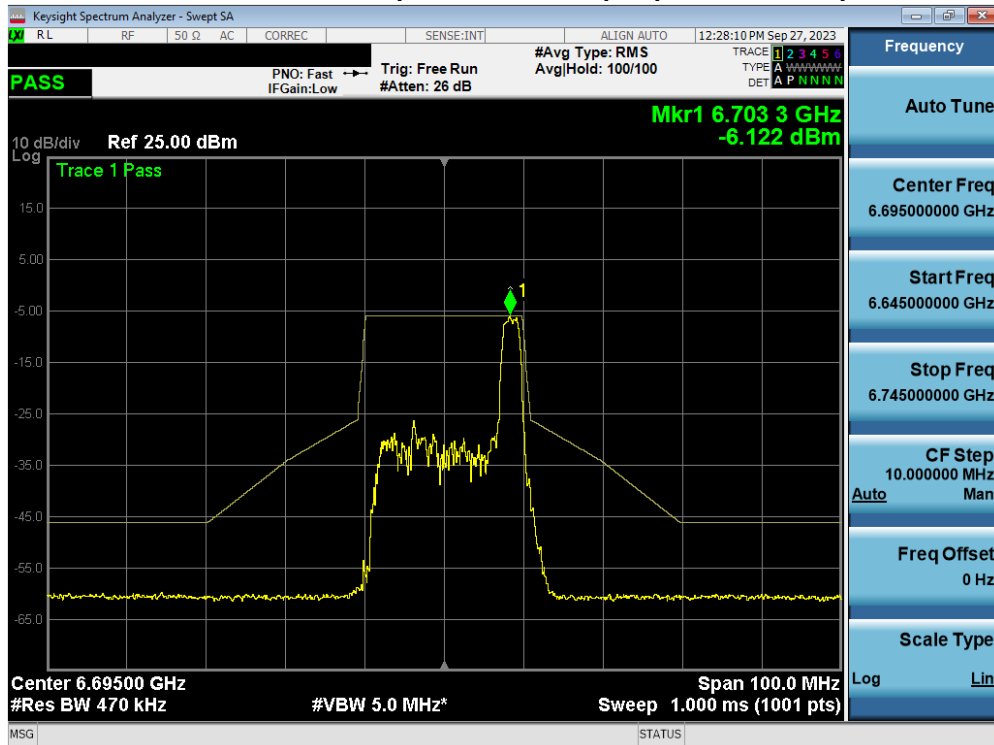
Plot 7-372. In-Band Emission Plot MIMO ANT2 (320MHz BW 802.11ax/be (MRU) (UNII Band 5/6/7) – Ch. 95) – LPI – 3x996T



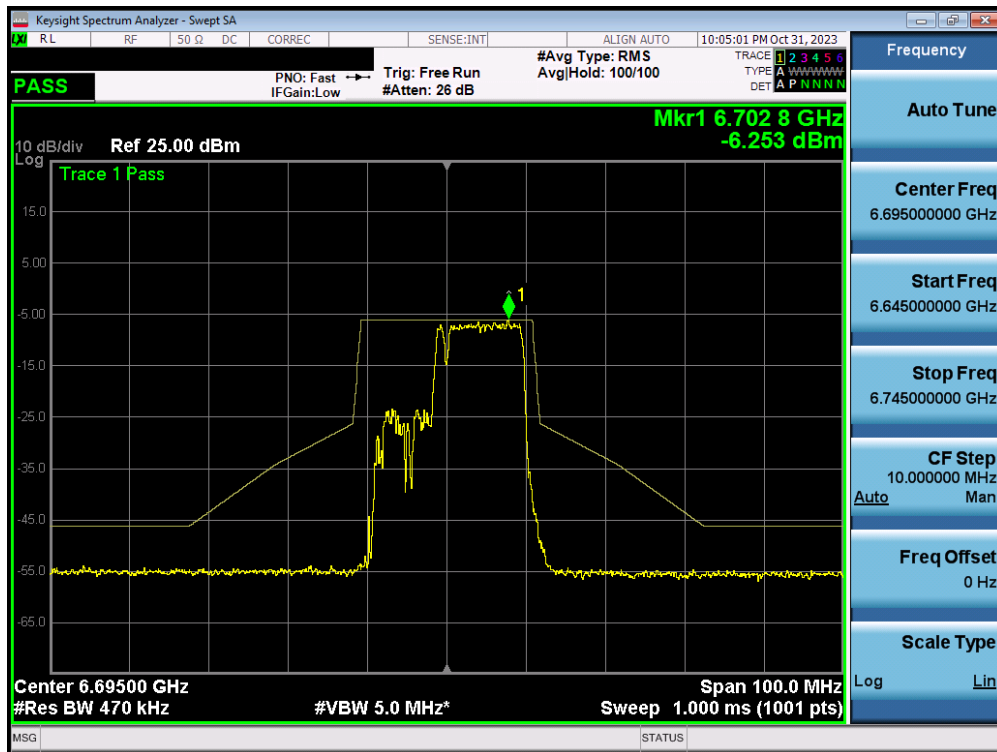
Plot 7-373. In-Band Emission Plot MIMO ANT2 (320MHz BW 802.11ax/be (MRU) (UNII Band 5/6/7) – Ch. 95) – LPI – 3x996+484T

FCC ID: A3LSMS928U	MEASUREMENT REPORT		Approved by: Technical Manager
Test Report S/N: 1M2308210092-18-R1.A3L	Test Dates: 9/6/2023 - 11/06/2023	EUT Type: Portable Handset	Page 239 of 315

MIMO Antenna-1 In-Band Emission - (Partial Tones) – (UNII Band 7)

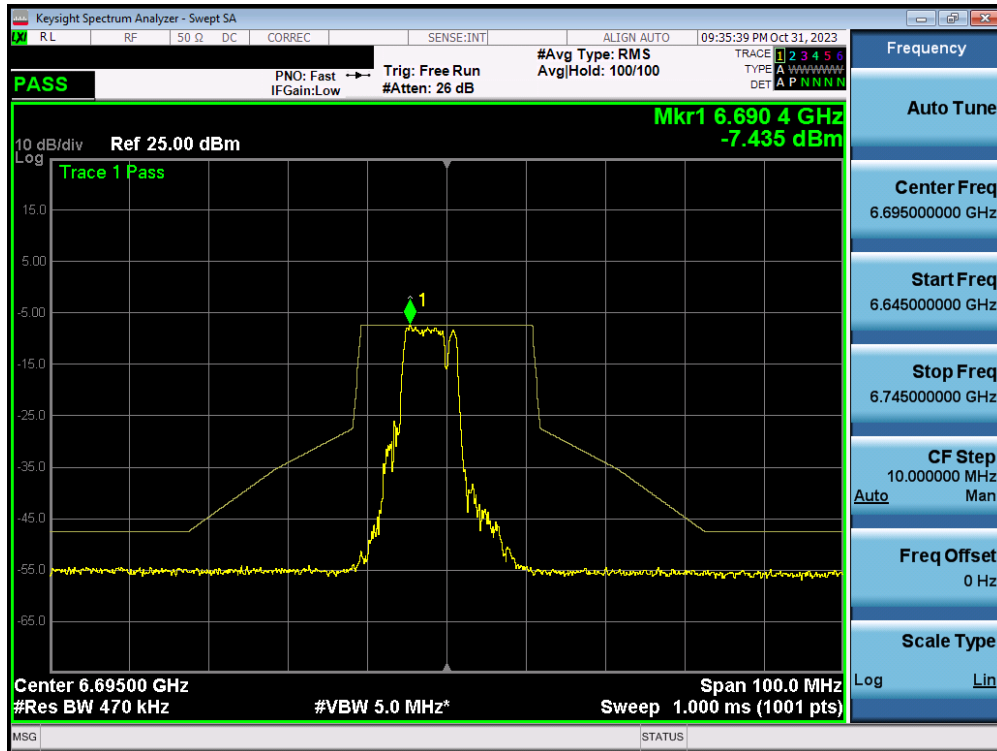


Plot 7-374. In-Band Emission Plot MIMO ANT2 (20MHz BW 802.11ax/be (26 Tones) (UNII Band 7) – Ch. 149) – LPI

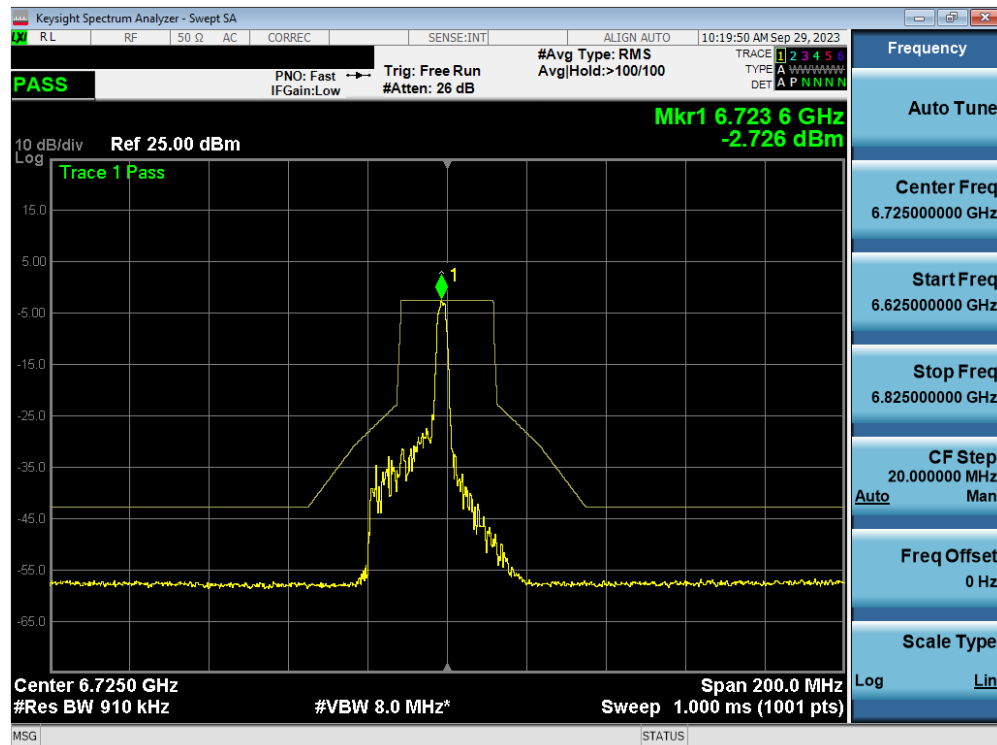


Plot 7-375. In-Band Emission Plot MIMO ANT2 (20MHz BW 802.11ax/be (MRU) (UNII Band 7) – Ch. 149) – LPI – 106+26T

FCC ID: A3LSMS928U	MEASUREMENT REPORT		Approved by: Technical Manager
Test Report S/N: 1M2308210092-18-R1.A3L	Test Dates: 9/6/2023 - 11/06/2023	EUT Type: Portable Handset	Page 240 of 315

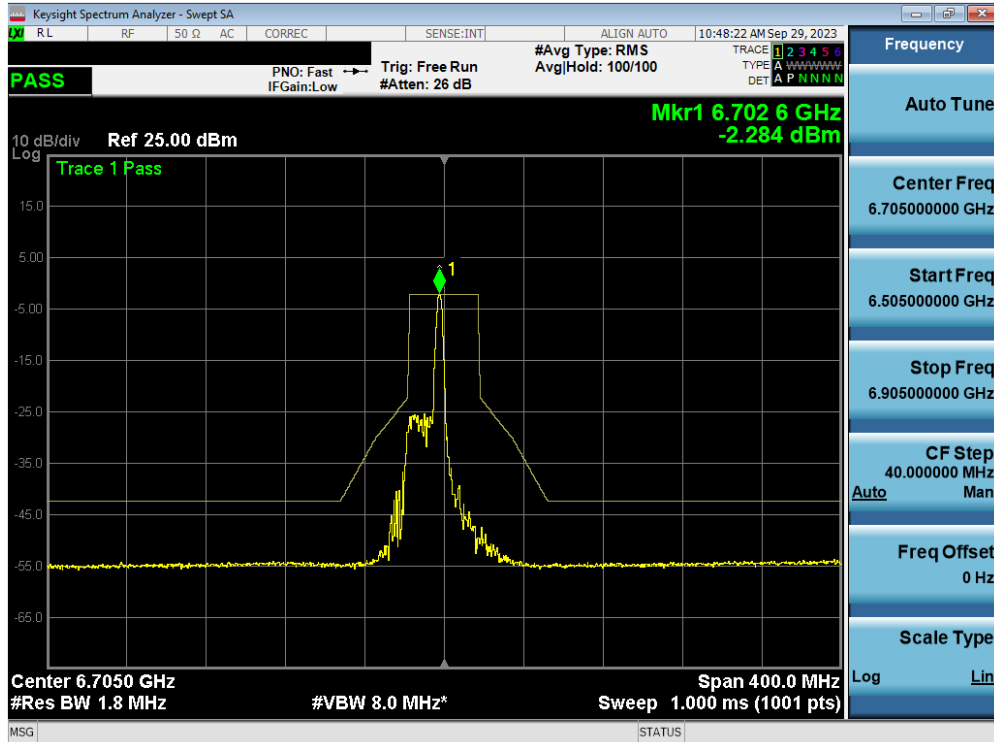


Plot 7-376. In-Band Emission Plot MIMO ANT2 (20MHz BW 802.11ax/be (MRU) (UNII Band 7) – Ch. 149) – LPI – 52+26T

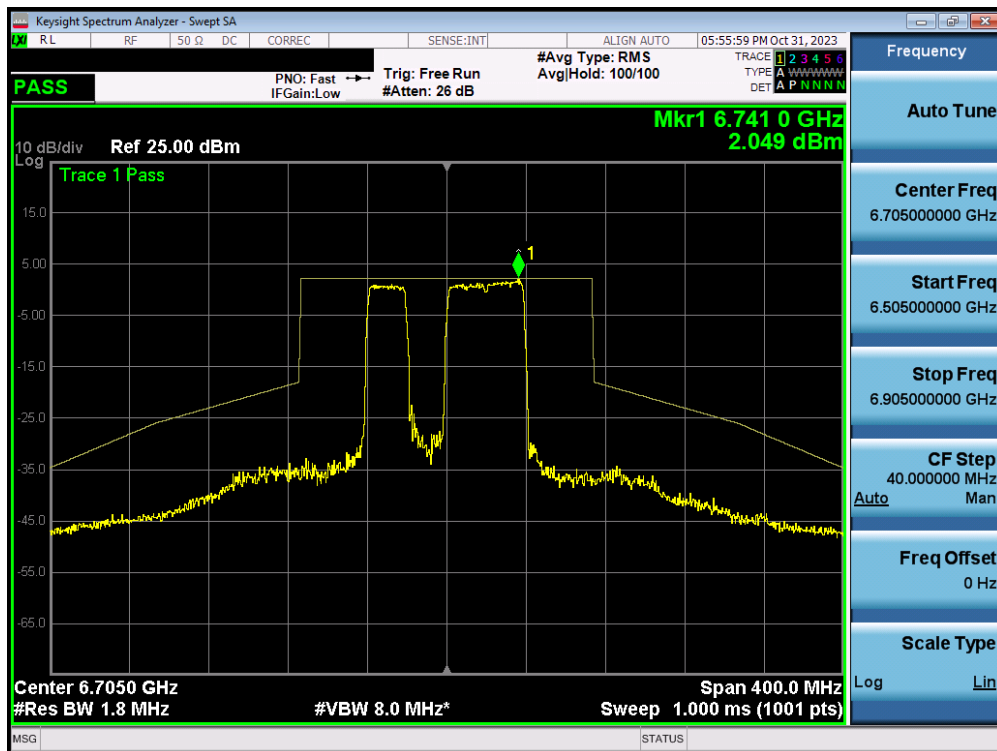


Plot 7-377. In-Band Emission Plot MIMO ANT2 (40MHz BW 802.11ax/be (26 Tones) (UNII Band 7) – Ch. 155) – LPI

FCC ID: A3LSMS928U	MEASUREMENT REPORT		Approved by: Technical Manager
Test Report S/N: 1M2308210092-18-R1.A3L	Test Dates: 9/6/2023 - 11/06/2023	EUT Type: Portable Handset	Page 241 of 315

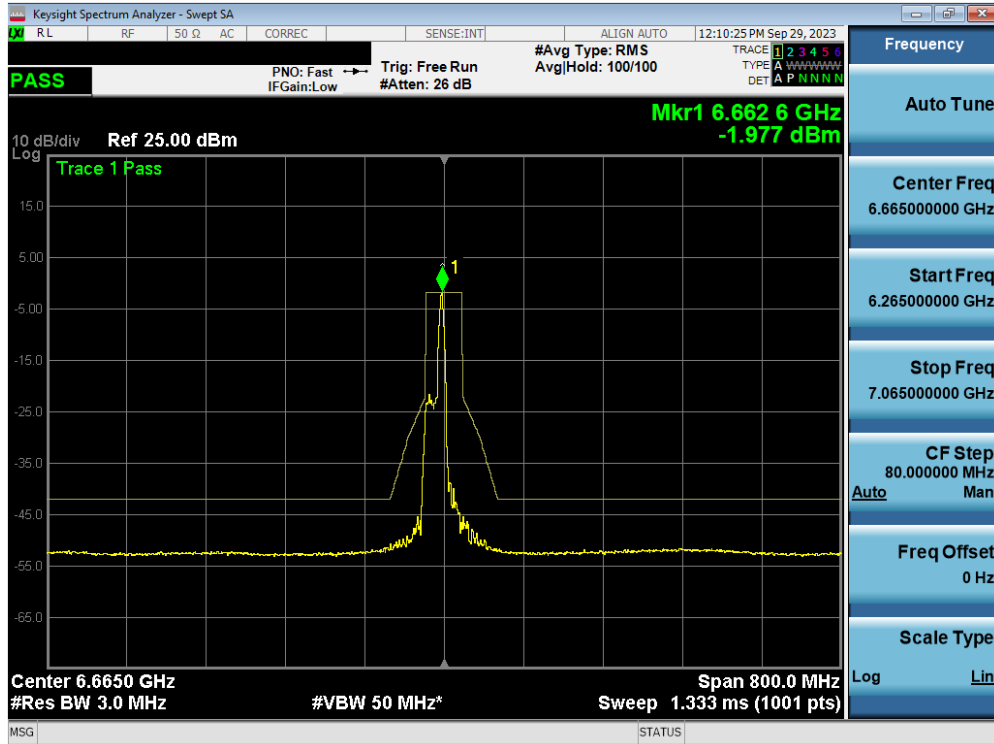


Plot 7-378. In-Band Emission Plot MIMO ANT2 (80MHz BW 802.11ax/be (26 Tones) (UNII Band 7) – Ch. 151) – LPI

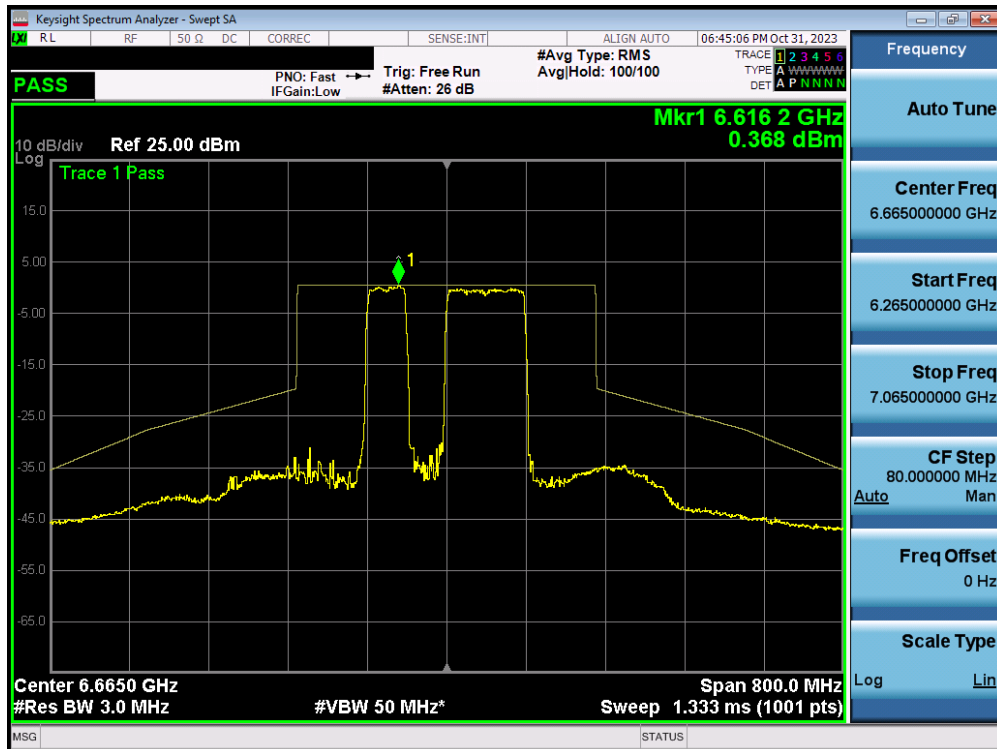


Plot 7-379. In-Band Emission Plot MIMO ANT2 (80MHz BW 802.11ax/be (MRU) (UNII Band 7) – Ch. 151) – LPI – 484+242T

FCC ID: A3LSMS928U	MEASUREMENT REPORT		Approved by: Technical Manager
Test Report S/N: 1M2308210092-18-R1.A3L	Test Dates: 9/6/2023 - 11/06/2023	EUT Type: Portable Handset	Page 242 of 315

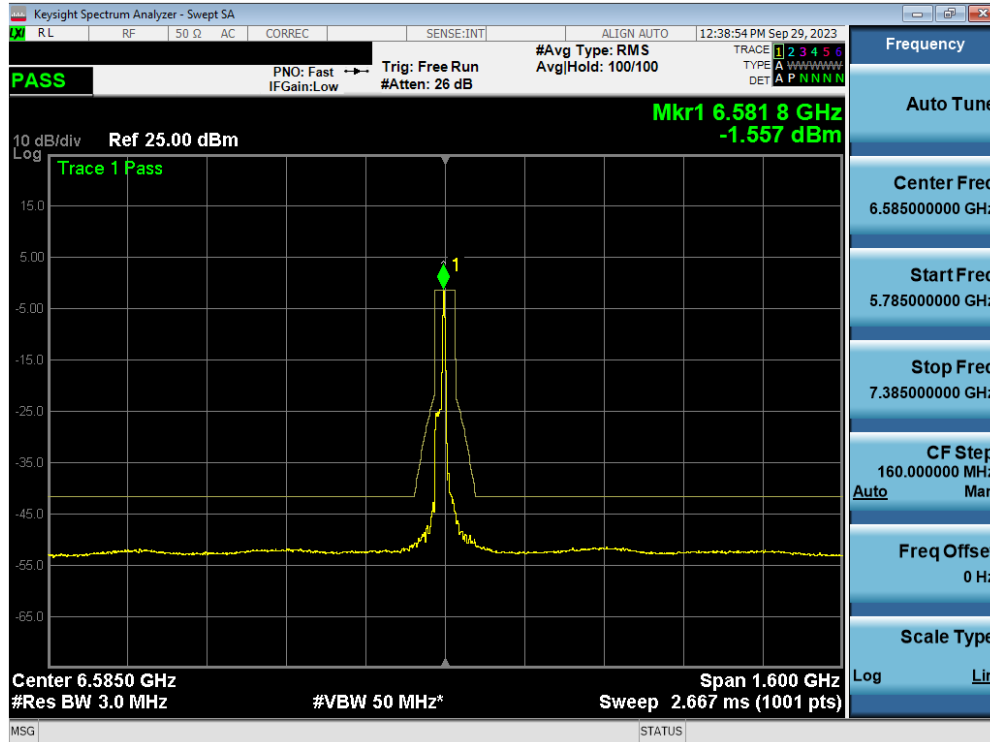


Plot 7-380. In-Band Emission Plot MIMO ANT2 (160MHz BW 802.11ax/be (26 Tones) (UNII Band 7) – Ch. 143) – LPI

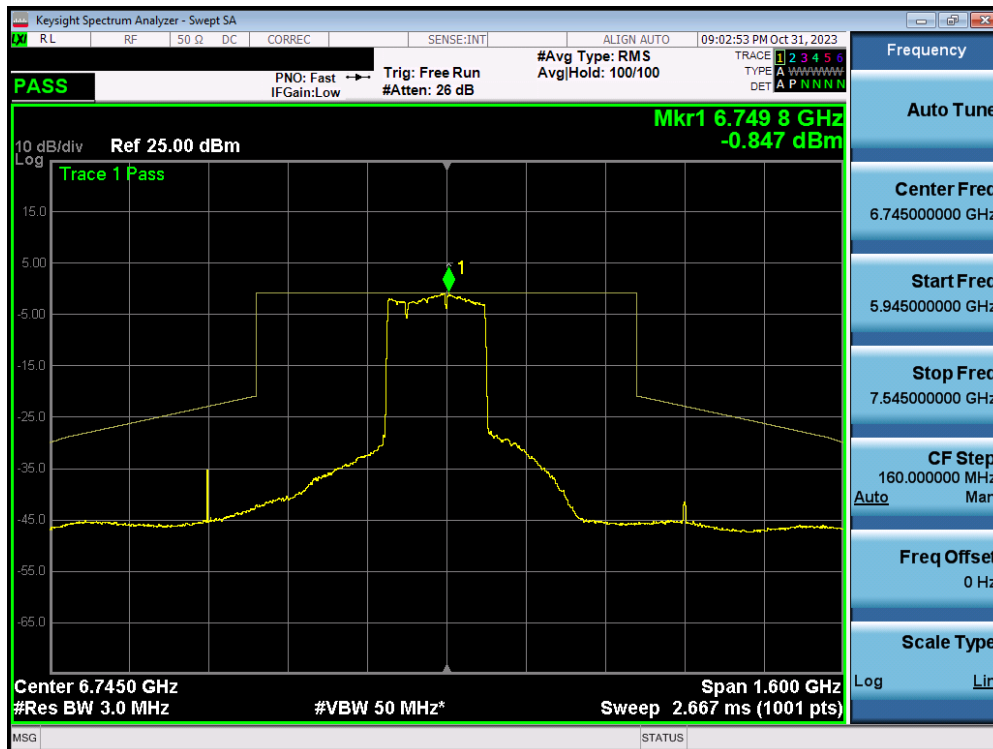


Plot 7-381. In-Band Emission Plot MIMO ANT2 (160MHz BW 802.11ax/be (MRU) (UNII Band 7) – Ch. 143) – LPI – 996+484T

FCC ID: A3LSMS928U	MEASUREMENT REPORT		Approved by: Technical Manager
Test Report S/N: 1M2308210092-18-R1.A3L	Test Dates: 9/6/2023 - 11/06/2023	EUT Type: Portable Handset	Page 243 of 315

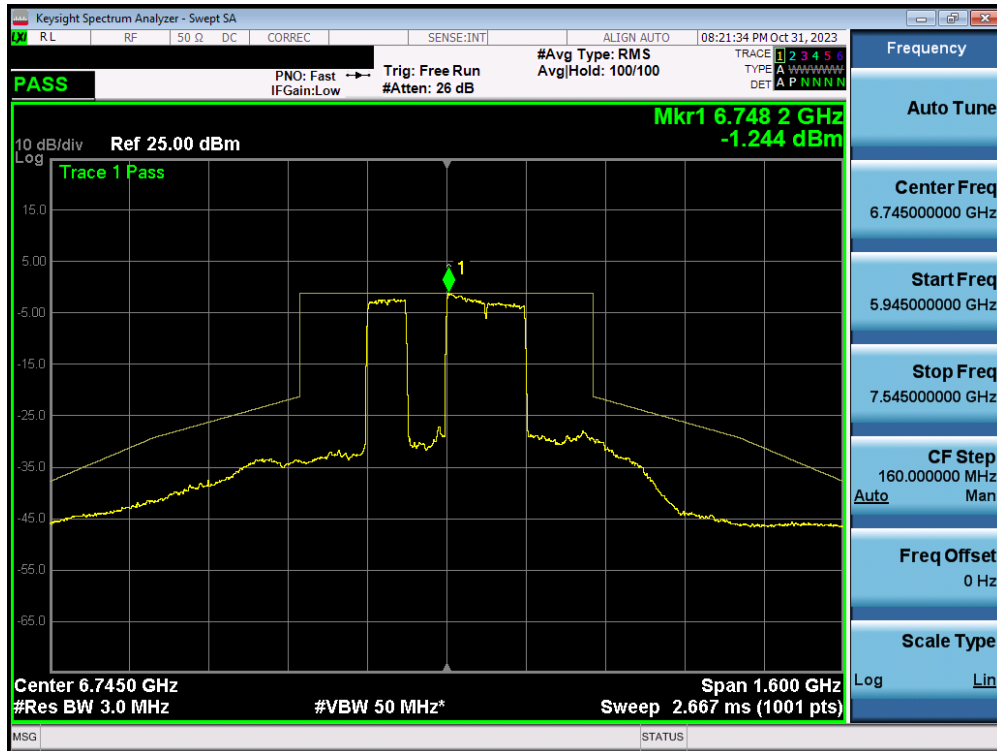


Plot 7-382. In-Band Emission Plot MIMO ANT2 (320MHz BW 802.11ax/be (26 Tones) (UNII Band 6/7) – Ch. 127) – LPI



Plot 7-383. In-Band Emission Plot MIMO ANT2 (320MHz BW 802.11ax/be (MRU) (UNII Band 6/7) – Ch. 159) – LPI – 2x996+484T

FCC ID: A3LSMS928U		MEASUREMENT REPORT		Approved by: Technical Manager
Test Report S/N: 1M2308210092-18-R1.A3L	Test Dates: 9/6/2023 - 11/06/2023	EUT Type: Portable Handset	Page 244 of 315	

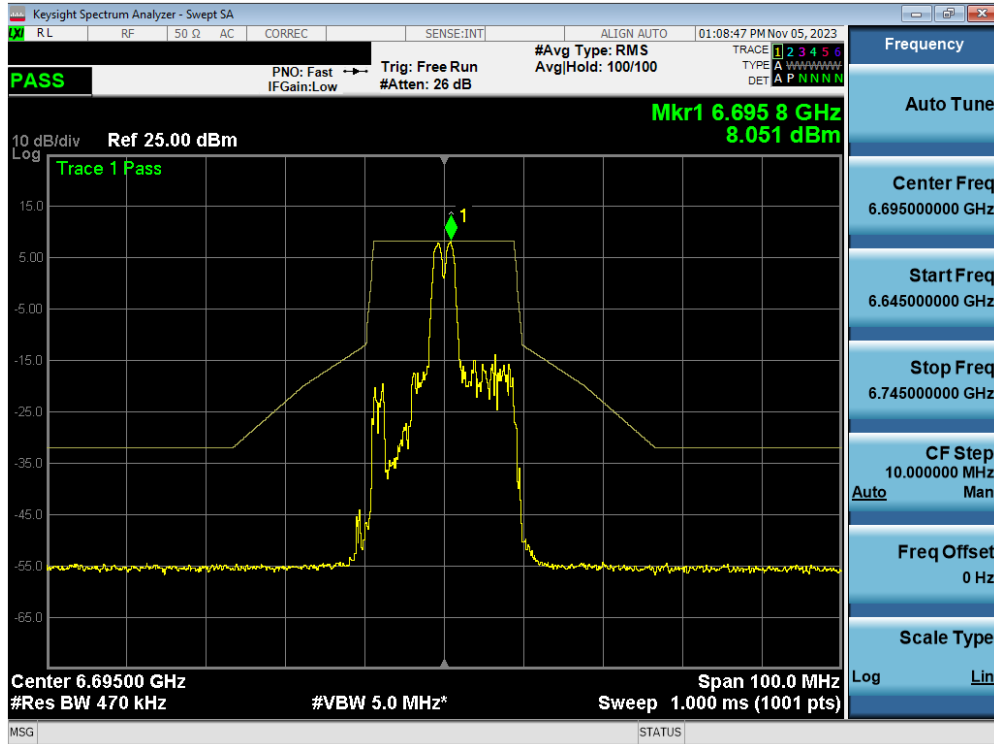


Plot 7-384. In-Band Emission Plot MIMO ANT2 (320MHz BW 802.11ax/be (MRU) (UNII Band 6/7) – Ch. 127) – LPI – 3x996T

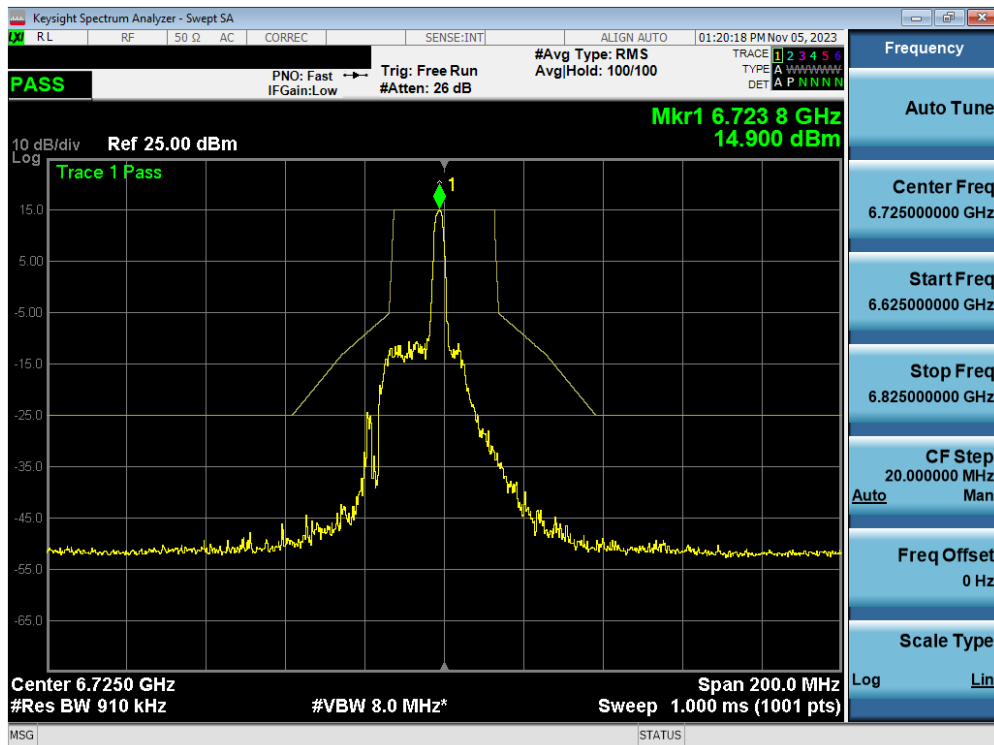


Plot 7-385. In-Band Emission Plot MIMO ANT2 (320MHz BW 802.11ax/be (MRU) (UNII Band 6/7) – Ch. 127) – LPI – 3x996+484T

FCC ID: A3LSMS928U	MEASUREMENT REPORT		Approved by: Technical Manager
Test Report S/N: 1M2308210092-18-R1.A3L	Test Dates: 9/6/2023 - 11/06/2023	EUT Type: Portable Handset	Page 245 of 315

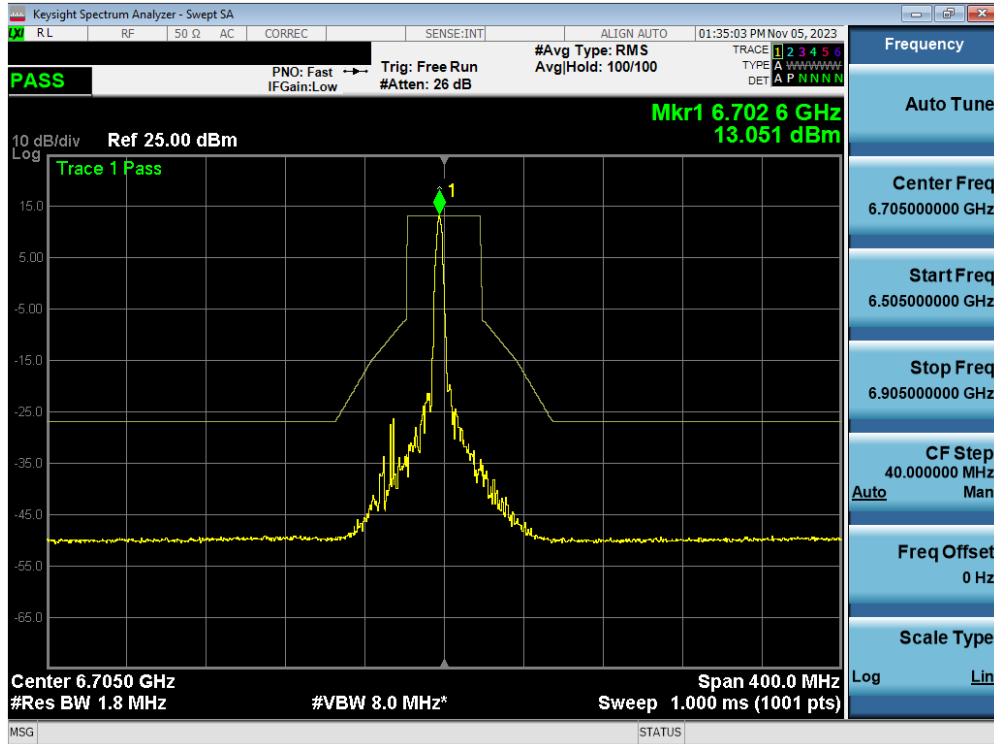


Plot 7-386. In-Band Emission Plot MIMO ANT2 (20MHz BW 802.11ax/be (26 Tones) (UNII Band 7) – Ch. 149) – SP

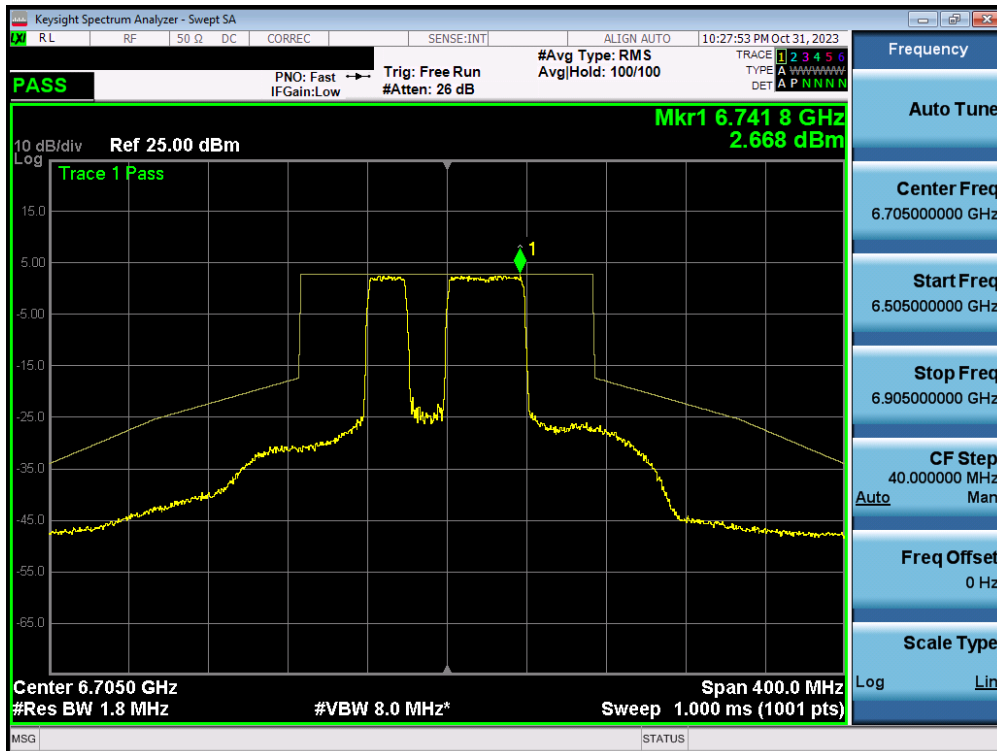


Plot 7-387. In-Band Emission Plot MIMO ANT2 (40MHz BW 802.11ax/be (26 Tones) (UNII Band 7) – Ch. 155) – SP

FCC ID: A3LSMS928U	MEASUREMENT REPORT		Approved by: Technical Manager
Test Report S/N: 1M2308210092-18-R1.A3L	Test Dates: 9/6/2023 - 11/06/2023	EUT Type: Portable Handset	Page 246 of 315

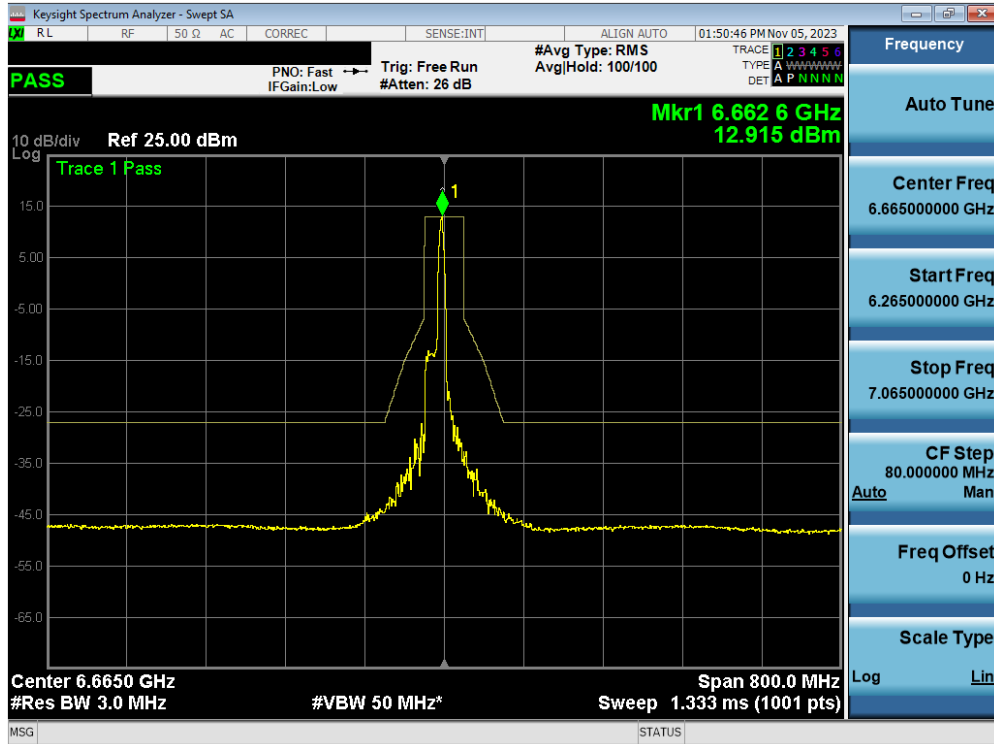


Plot 7-388. In-Band Emission Plot MIMO ANT2 (80MHz BW 802.11ax/be (26 Tones) (UNII Band 7) – Ch. 151) – SP

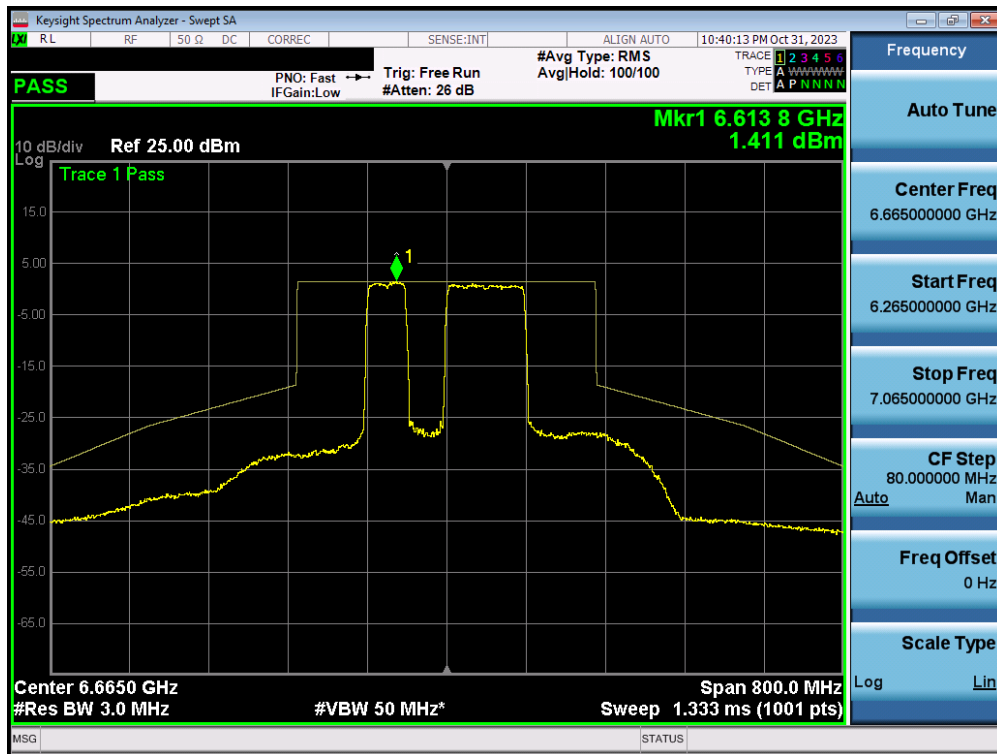


Plot 7-389. In-Band Emission Plot MIMO ANT2 (80MHz BW 802.11ax/be (MRU) (UNII Band 7) – Ch. 151) – SP – 484+242T

FCC ID: A3LSMS928U	MEASUREMENT REPORT		Approved by: Technical Manager
Test Report S/N: 1M2308210092-18-R1.A3L	Test Dates: 9/6/2023 - 11/06/2023	EUT Type: Portable Handset	Page 247 of 315



Plot 7-390. In-Band Emission Plot MIMO ANT2 (160MHz BW 802.11ax/be (26 Tones) (UNII Band 7) – Ch. 143) – SP



Plot 7-391. In-Band Emission Plot MIMO ANT2 (160MHz BW 802.11ax/be (MRU) (UNII Band 7) – Ch. 143) – SP – 996+484T

FCC ID: A3LSMS928U	MEASUREMENT REPORT		Approved by: Technical Manager
Test Report S/N: 1M2308210092-18-R1.A3L	Test Dates: 9/6/2023 - 11/06/2023	EUT Type: Portable Handset	Page 248 of 315



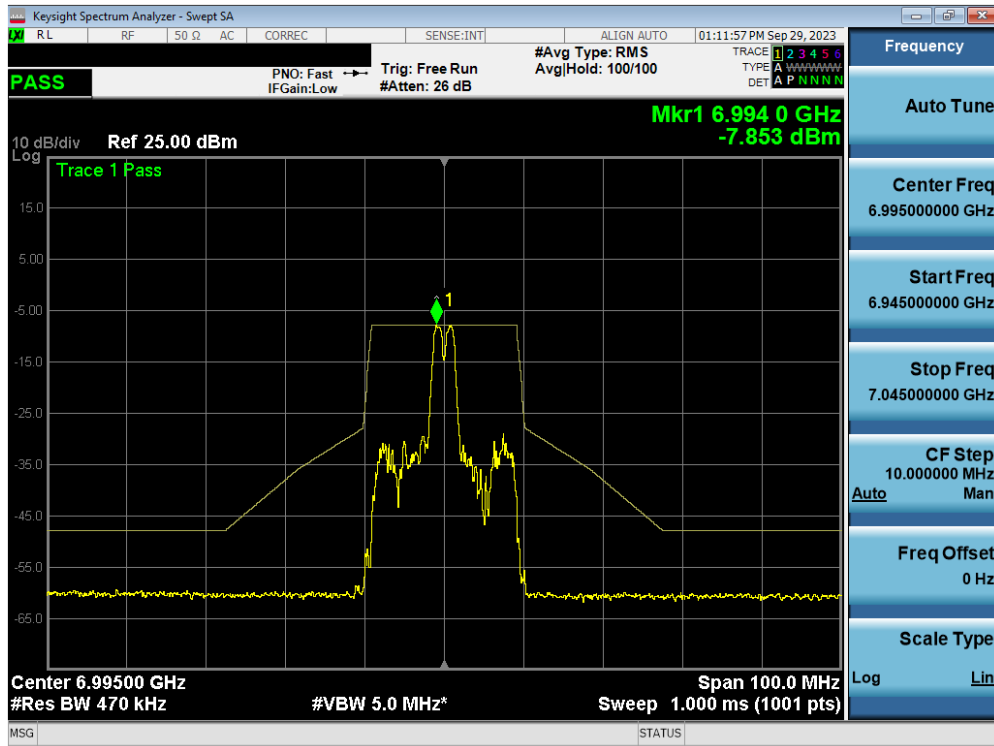
Plot 7-394. In-Band Emission Plot MIMO ANT2 (320MHz BW 802.11ax/be (MRU) (UNII Band 7) – Ch. 159) – SP – 3x996T



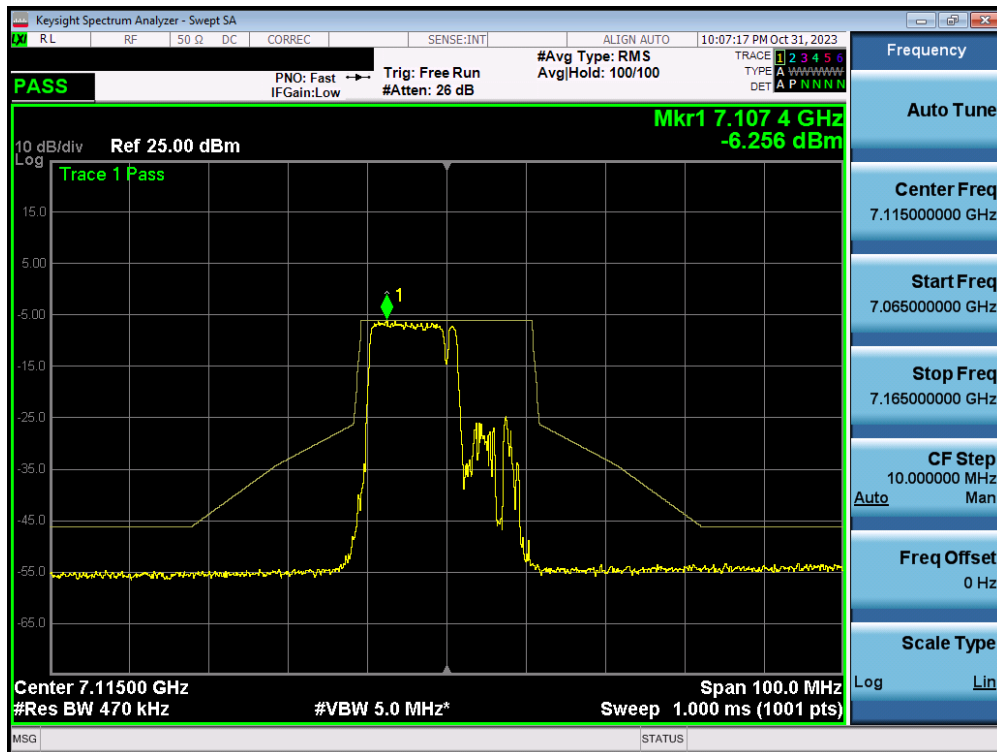
Plot 7-395. In-Band Emission Plot MIMO ANT2 (320MHz BW 802.11ax/be (MRU) (UNII Band 7) – Ch. 159) – SP – 3x996+484T

FCC ID: A3LSMS928U	MEASUREMENT REPORT		Approved by: Technical Manager
Test Report S/N: 1M2308210092-18-R1.A3L	Test Dates: 9/6/2023 - 11/06/2023	EUT Type: Portable Handset	Page 250 of 315

MIMO Antenna-1 In-Band Emission - (Partial Tones) – (UNII Band 8)

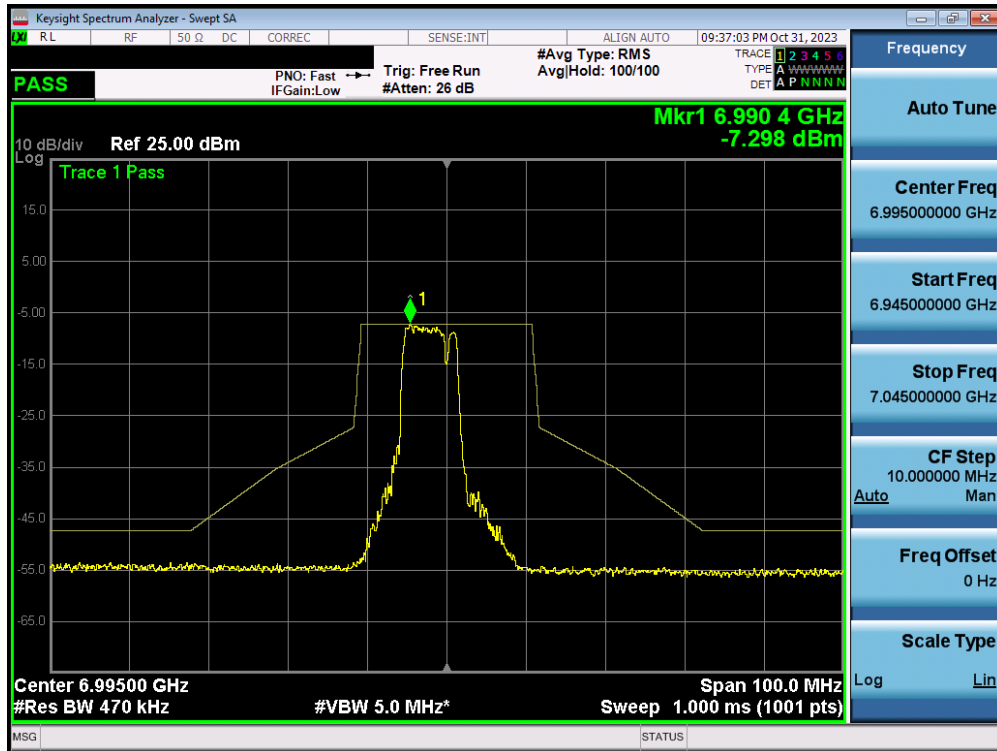


Plot 7-396. In-Band Emission Plot MIMO ANT2 (20MHz BW 802.11ax/be (26 Tones) (UNII Band 8) – Ch. 209) – LPI

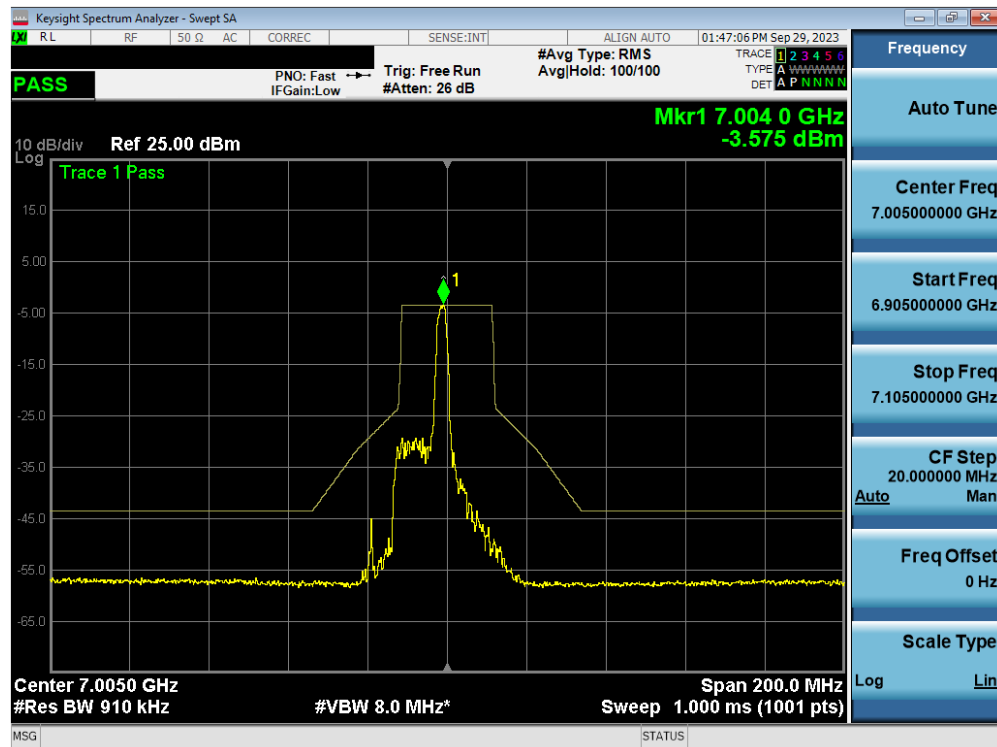


Plot 7-397. In-Band Emission Plot MIMO ANT2 (20MHz BW 802.11ax/be (MRU) (UNII Band 8) – Ch. 233) – LPI – 106+26T

FCC ID: A3LSMS928U	MEASUREMENT REPORT		Approved by: Technical Manager
Test Report S/N: 1M2308210092-18-R1.A3L	Test Dates: 9/6/2023 - 11/06/2023	EUT Type: Portable Handset	Page 251 of 315

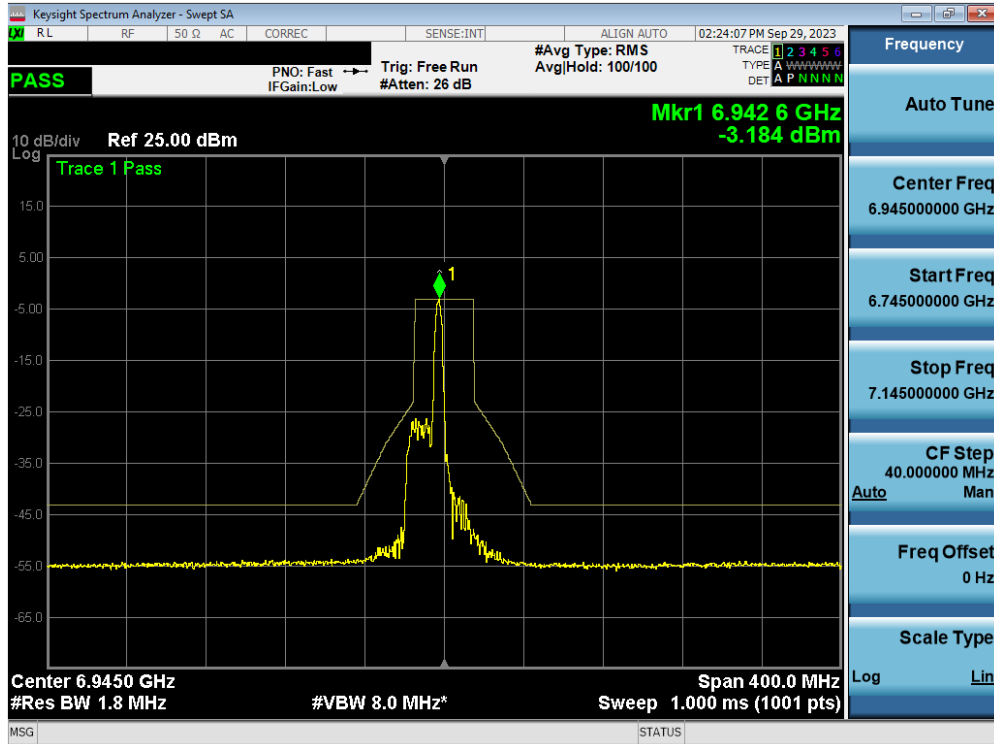


Plot 7-398. In-Band Emission Plot MIMO ANT2 (20MHz BW 802.11ax/be (MRU) (UNII Band 8) – Ch. 209) – LPI – 52+26T

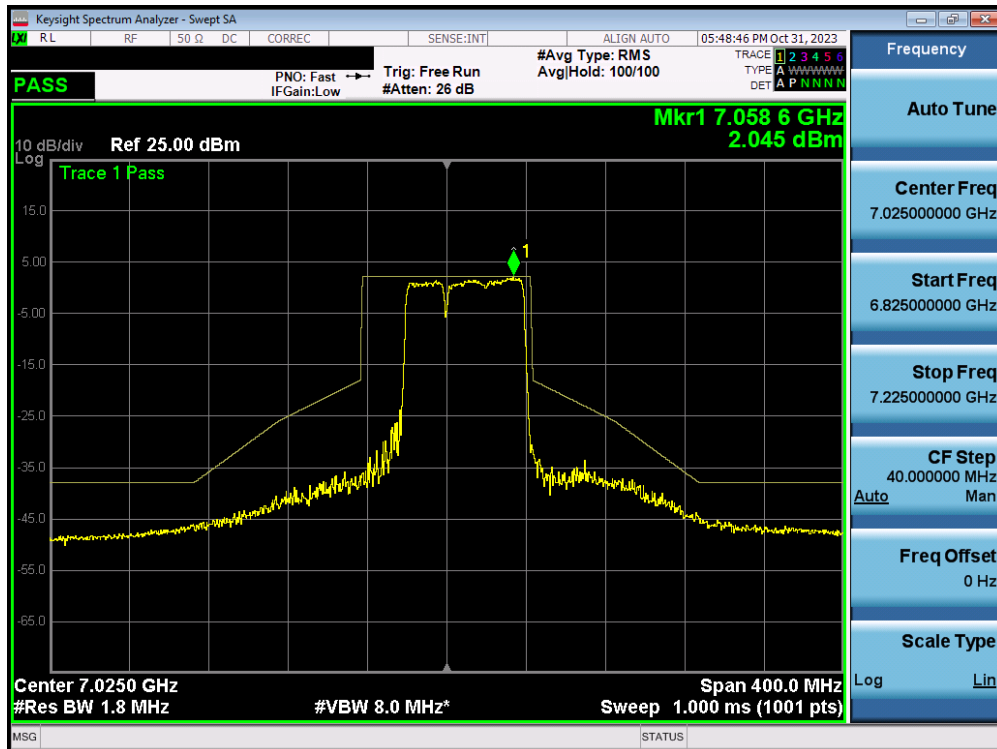


Plot 7-399. In-Band Emission Plot MIMO ANT2 (40MHz BW 802.11ax/be (26 Tones) (UNII Band 8) – Ch. 211) – LPI

FCC ID: A3LSMS928U	MEASUREMENT REPORT		Approved by: Technical Manager
Test Report S/N: 1M2308210092-18-R1.A3L	Test Dates: 9/6/2023 - 11/06/2023	EUT Type: Portable Handset	Page 252 of 315

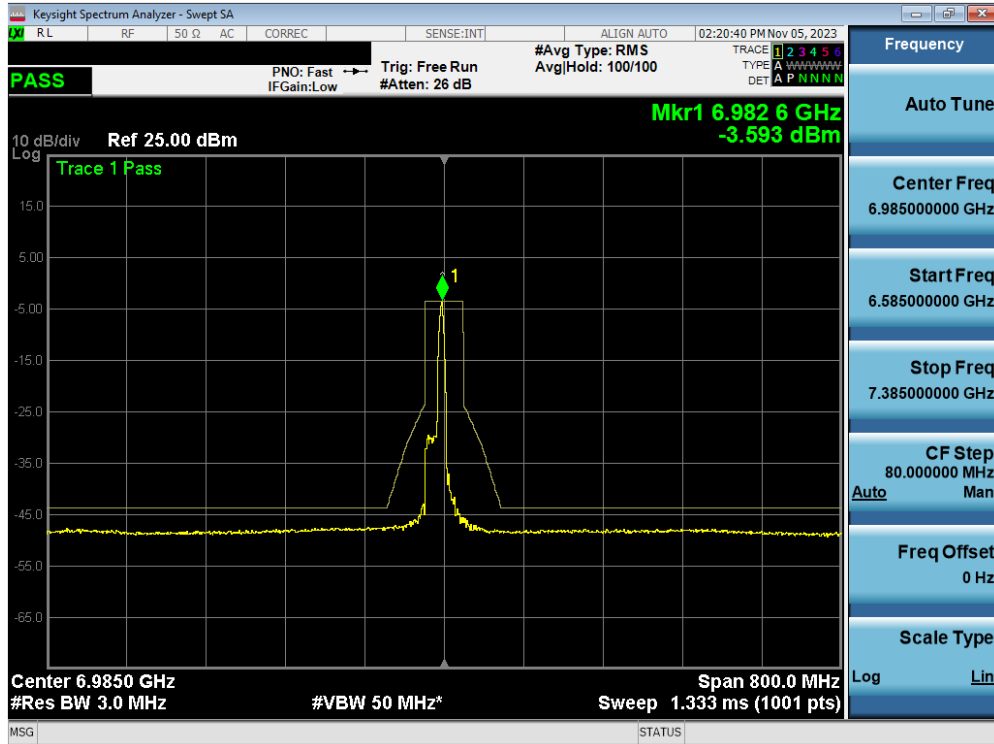


Plot 7-400. In-Band Emission Plot MIMO ANT2 (80MHz BW 802.11ax/be (26 Tones) (UNII Band 8) – Ch. 199) – LPI

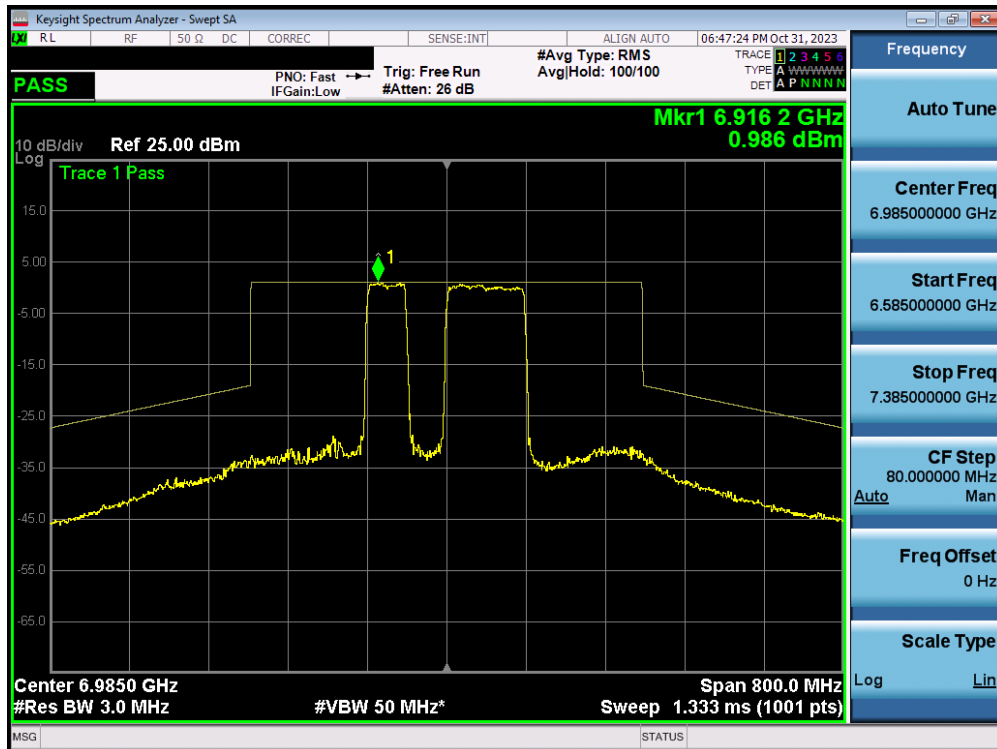


Plot 7-401. In-Band Emission Plot MIMO ANT2 (80MHz BW 802.11ax/be (MRU) (UNII Band 8) – Ch. 215) – LPI – 484+242T

FCC ID: A3LSMS928U	MEASUREMENT REPORT		Approved by: Technical Manager
Test Report S/N: 1M2308210092-18-R1.A3L	Test Dates: 9/6/2023 - 11/06/2023	EUT Type: Portable Handset	Page 253 of 315

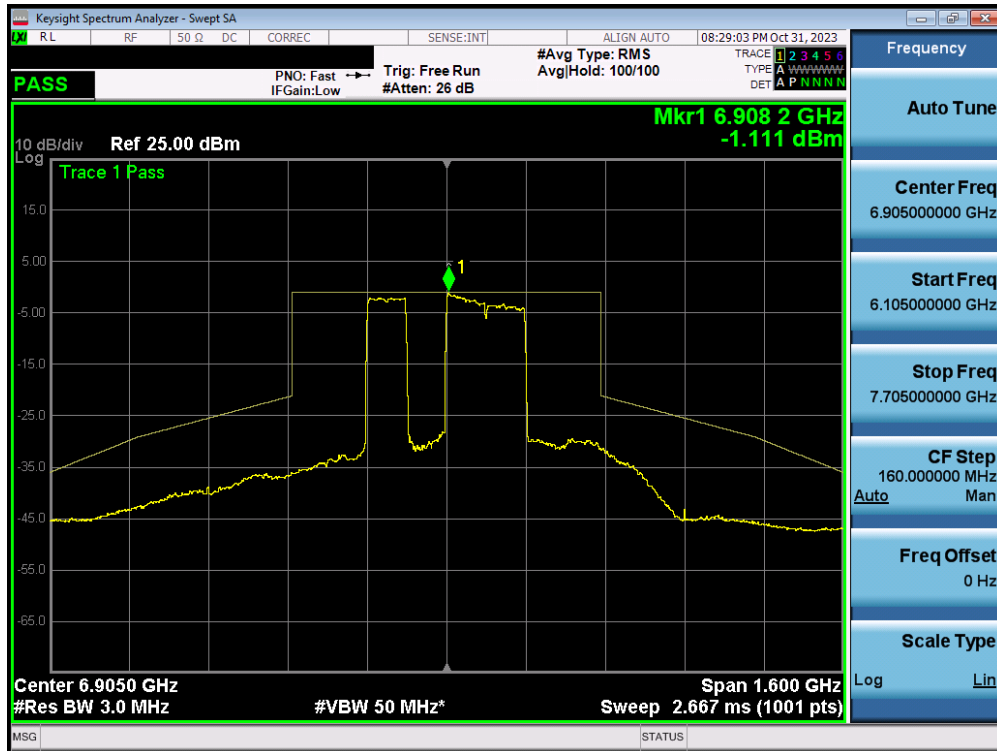


Plot 7-402. In-Band Emission Plot MIMO ANT2 (160MHz BW 802.11ax/be (26 Tones) (UNII Band 8) – Ch. 207) – LPI

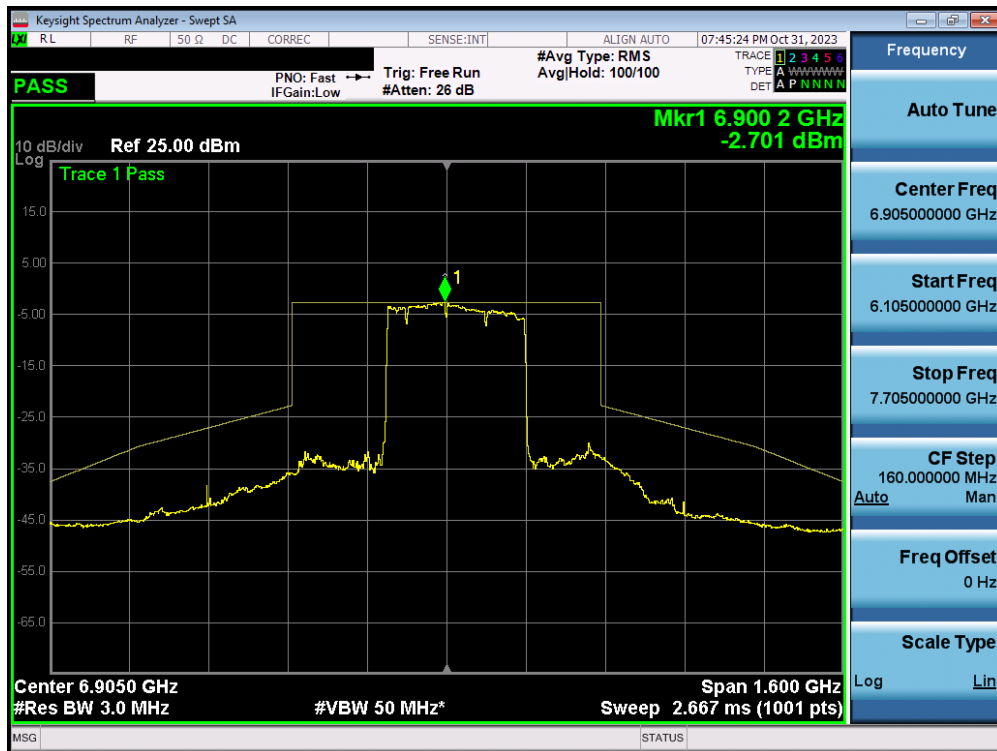


Plot 7-403. In-Band Emission Plot MIMO ANT2 (160MHz BW 802.11ax/be (MRU) (UNII Band 8) – Ch. 207) – LPI – 966+484T

FCC ID: A3LSMS928U	MEASUREMENT REPORT		Approved by: Technical Manager
Test Report S/N: 1M2308210092-18-R1.A3L	Test Dates: 9/6/2023 - 11/06/2023	EUT Type: Portable Handset	Page 254 of 315



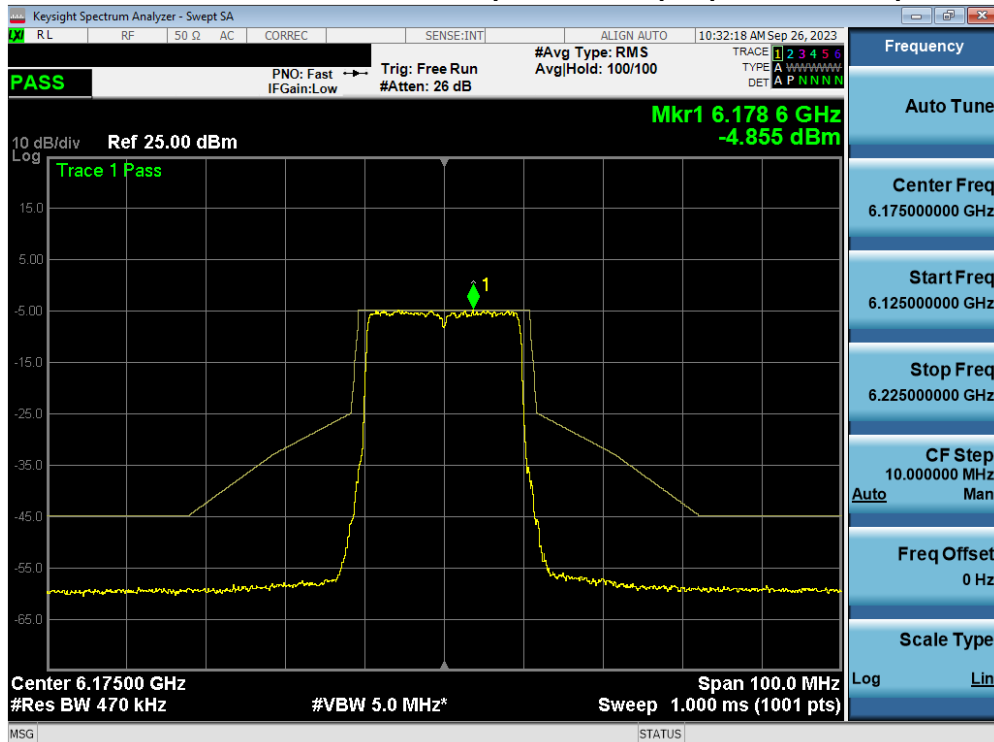
Plot 7-406. In-Band Emission Plot MIMO ANT2 (320MHz BW 802.11ax/be (MRU) (UNII Band 7/8) – Ch. 191) – LPI – 3x996T



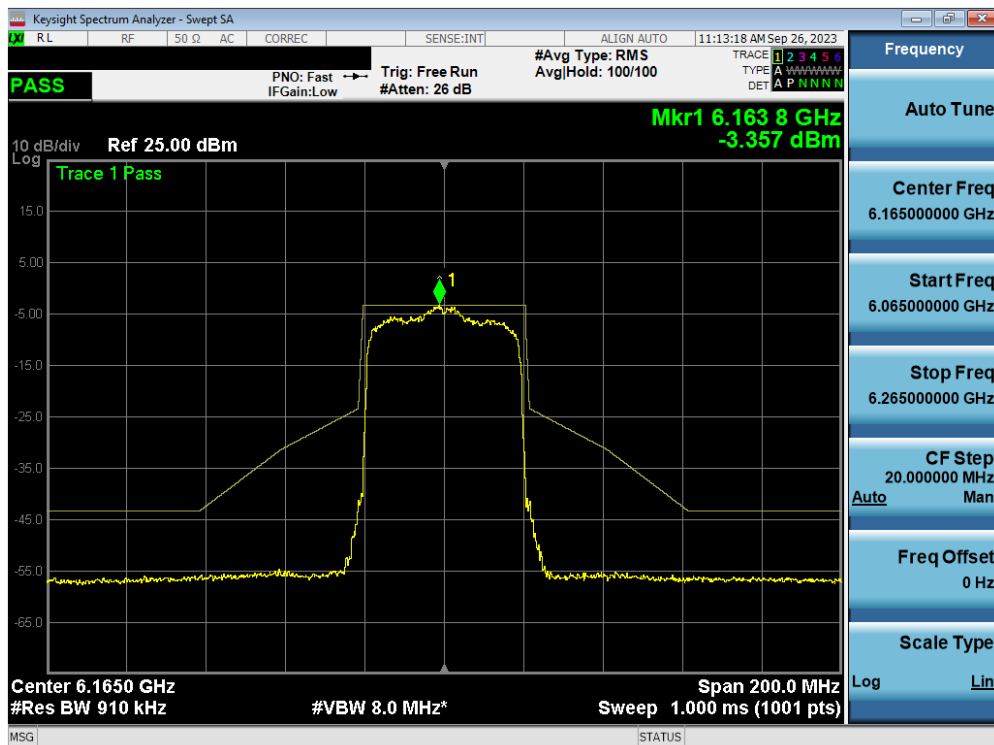
Plot 7-407. In-Band Emission Plot MIMO ANT2 (320MHz BW 802.11ax/be (MRU) (UNII Band 7/8) – Ch. 191) – LPI – 3x996+484T

FCC ID: A3LSMS928U	MEASUREMENT REPORT		Approved by: Technical Manager
Test Report S/N: 1M2308210092-18-R1.A3L	Test Dates: 9/6/2023 - 11/06/2023	EUT Type: Portable Handset	Page 256 of 315

7.5.4 MIMO Antenna-2 In-Band Emission - (Full Tones) – (UNII Band 5)

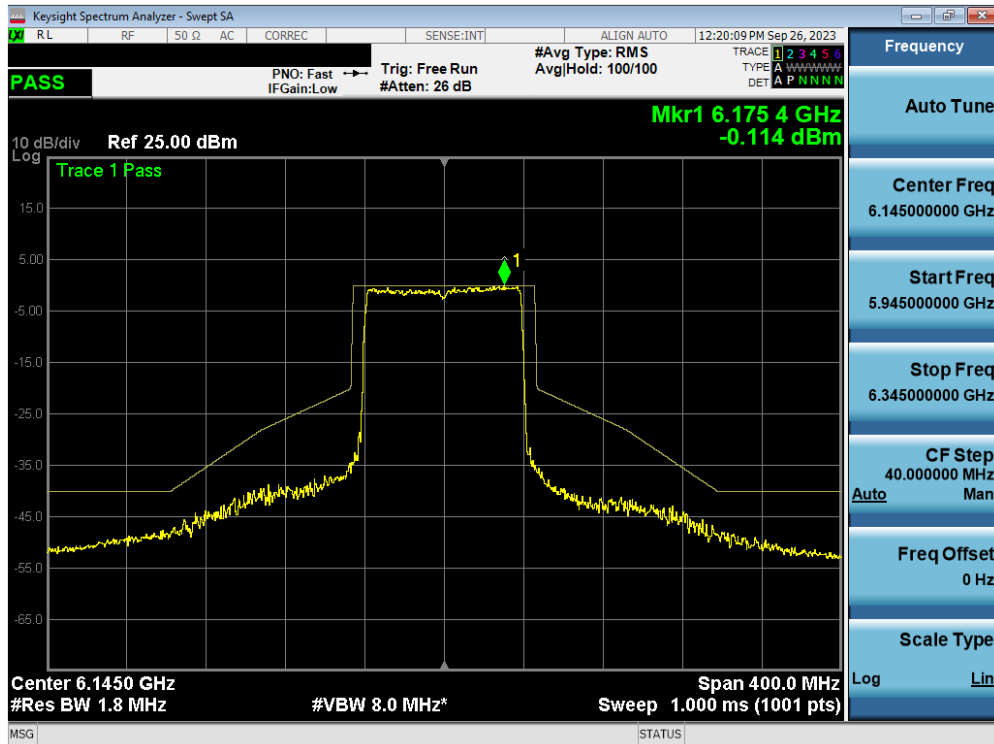


Plot 7-408. In-Band Emission Plot MIMO ANT2 (20MHz BW 802.11ax/be (Full Tone) (UNII Band 5) – Ch. 45) – LPI

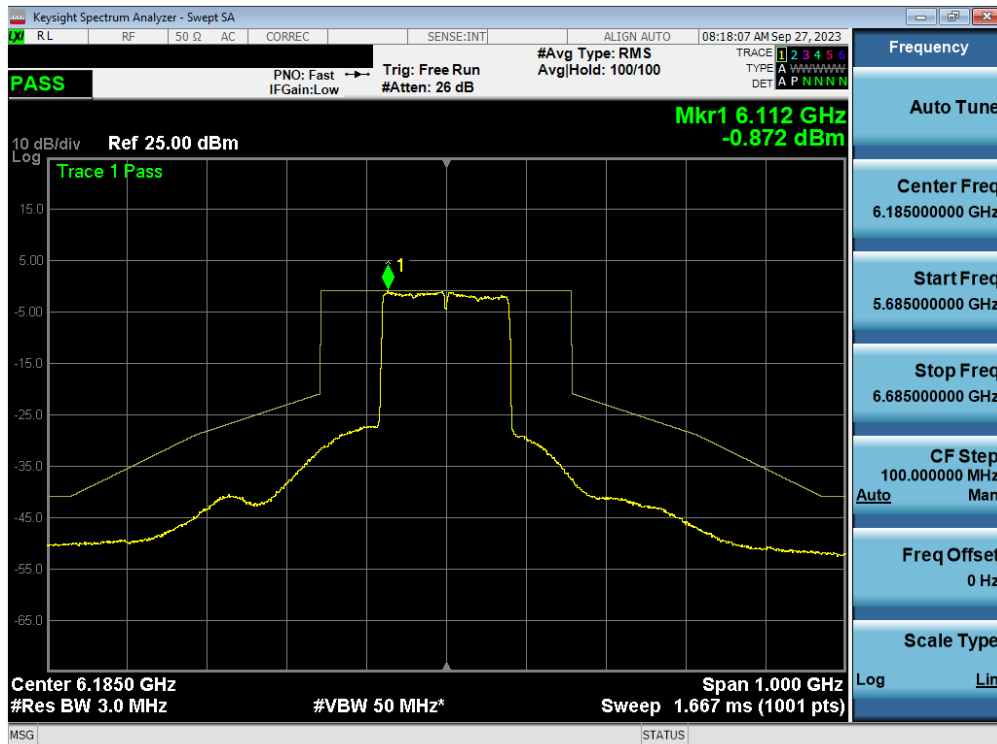


Plot 7-409. In-Band Emission Plot MIMO ANT2 (40MHz BW 802.11ax/be (Full Tone) (UNII Band 5) – Ch. 43) – LPI

FCC ID: A3LSMS928U	MEASUREMENT REPORT		Approved by: Technical Manager
Test Report S/N: 1M2308210092-18-R1.A3L	Test Dates: 9/6/2023 - 11/06/2023	EUT Type: Portable Handset	Page 257 of 315



Plot 7-410. In-Band Emission Plot MIMO ANT2 (80MHz BW 802.11ax/be (Full Tone) (UNII Band 5) – Ch. 39) – LPI



Plot 7-411. In-Band Emission Plot MIMO ANT2 (160MHz BW 802.11ax/be (Full Tone) (UNII Band 5) – Ch. 47) – LPI

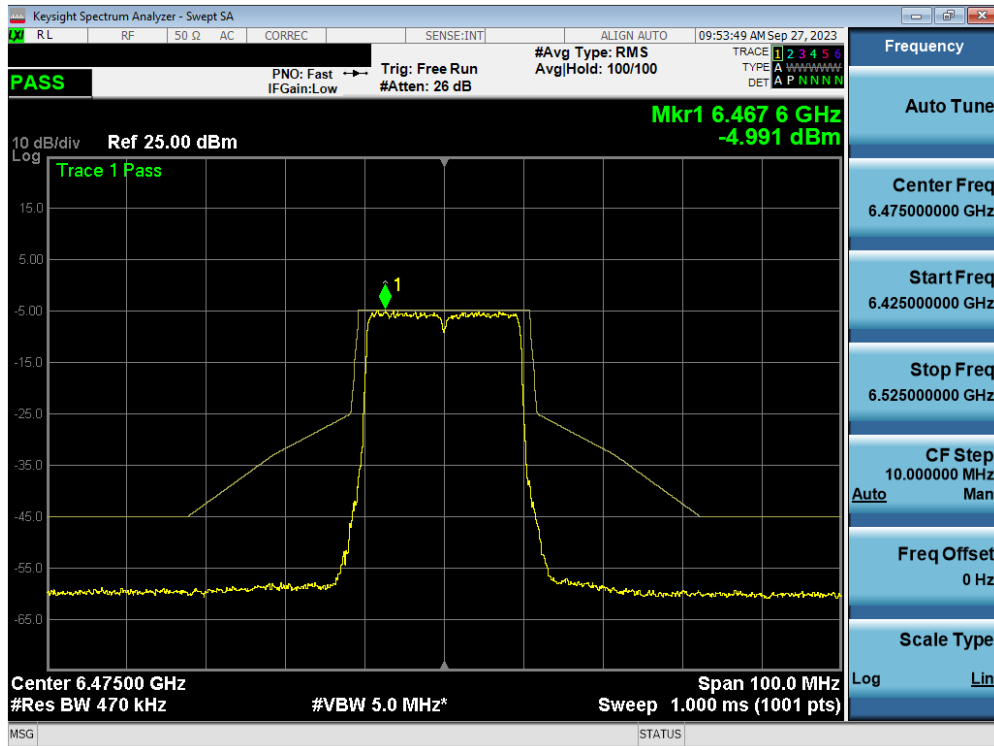
FCC ID: A3LSMS928U	MEASUREMENT REPORT		Approved by: Technical Manager
Test Report S/N: 1M2308210092-18-R1.A3L	Test Dates: 9/6/2023 - 11/06/2023	EUT Type: Portable Handset	Page 258 of 315



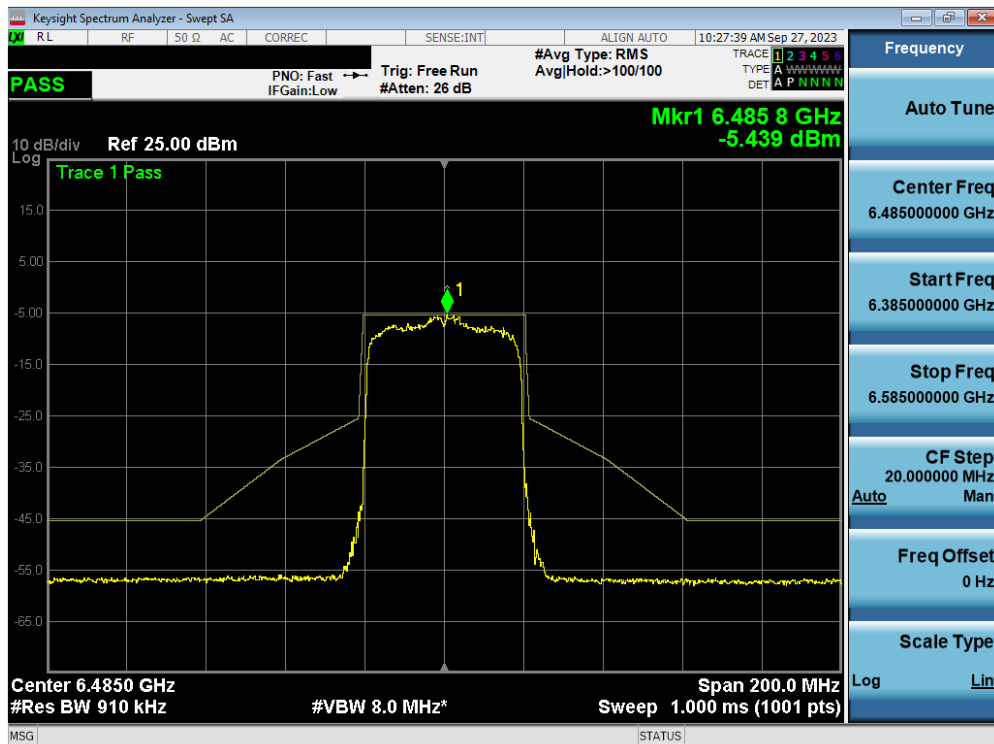
Plot 7-412. In-Band Emission Plot MIMO ANT2 (320MHz BW 802.11ax/be (26 Tones) (UNII Band 5) – Ch. 31) – LPI

FCC ID: A3LSMS928U	MEASUREMENT REPORT		Approved by: Technical Manager
Test Report S/N: 1M2308210092-18-R1.A3L	Test Dates: 9/6/2023 - 11/06/2023	EUT Type: Portable Handset	Page 259 of 315

MIMO Antenna-2 In-Band Emission - (Full Tones) – (UNII Band 6)

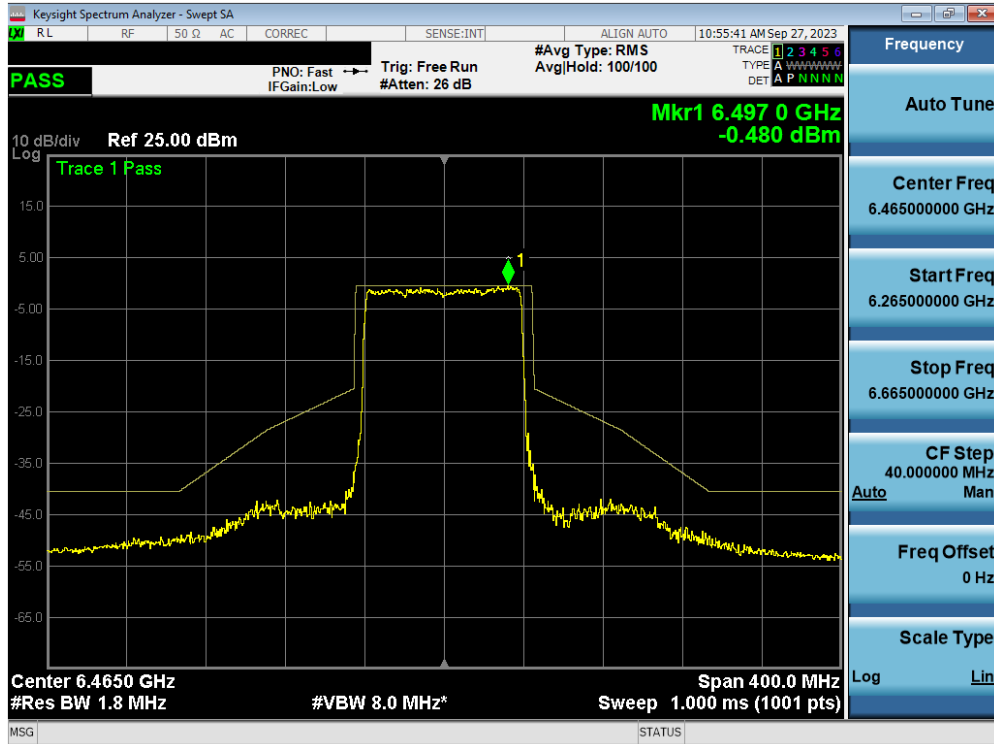


Plot 7-413. In-Band Emission Plot MIMO ANT2 (20MHz BW 802.11ax/be (Full Tone) (UNII Band 6) – Ch. 105) – LPI

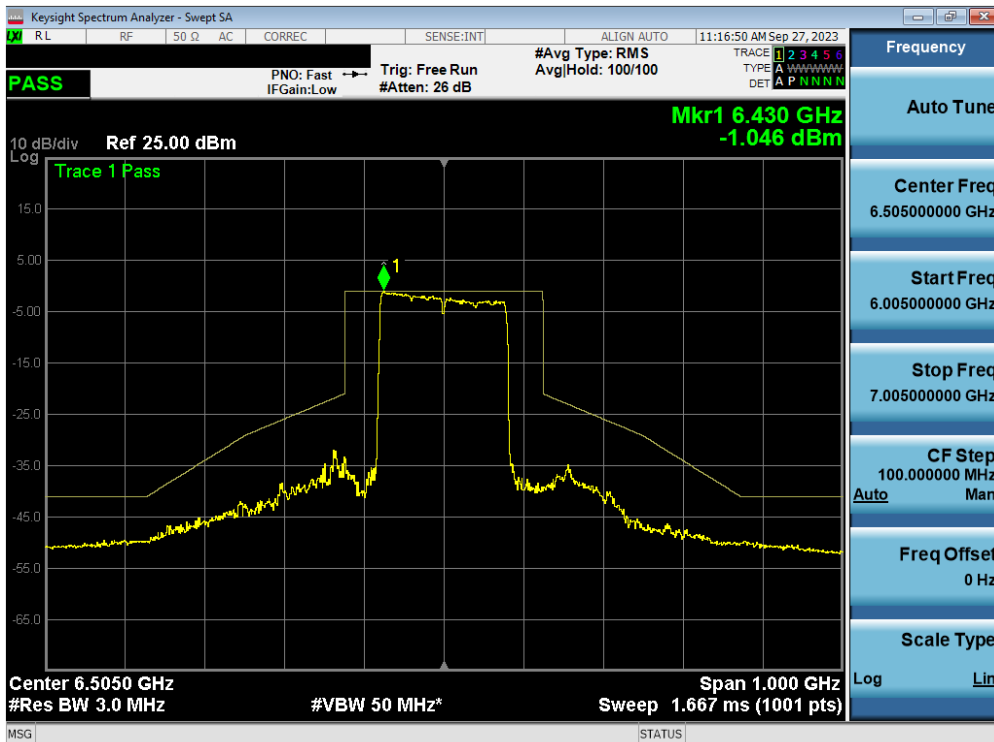


Plot 7-414. In-Band Emission Plot MIMO ANT2 (40MHz BW 802.11ax/be (Full Tone) (UNII Band 6) – Ch. 107) – LPI

FCC ID: A3LSMS928U		MEASUREMENT REPORT		Approved by: Technical Manager
Test Report S/N: 1M2308210092-18-R1.A3L	Test Dates: 9/6/2023 - 11/06/2023	EUT Type: Portable Handset		Page 260 of 315

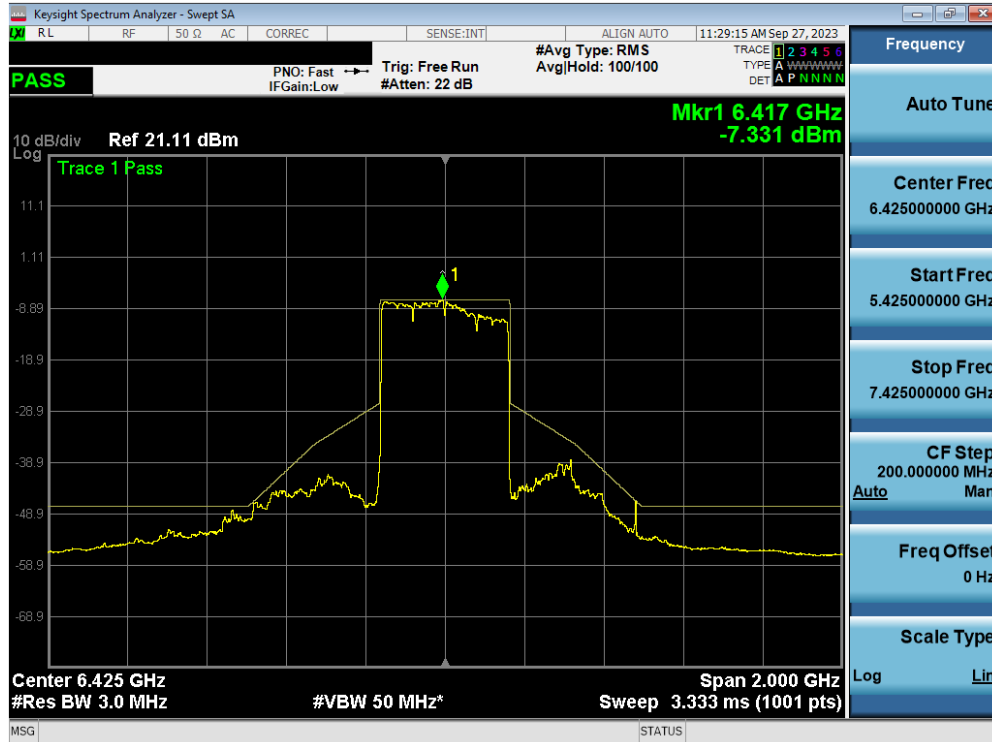


Plot 7-415. In-Band Emission Plot MIMO ANT2 (80MHz BW 802.11ax/be (Full Tone) (UNII Band 6) – Ch. 103) – LPI



Plot 7-416. In-Band Emission Plot MIMO ANT2 (160MHz BW 802.11ax/be (Full Tone) (UNII Band 6) – Ch. 111) – LPI

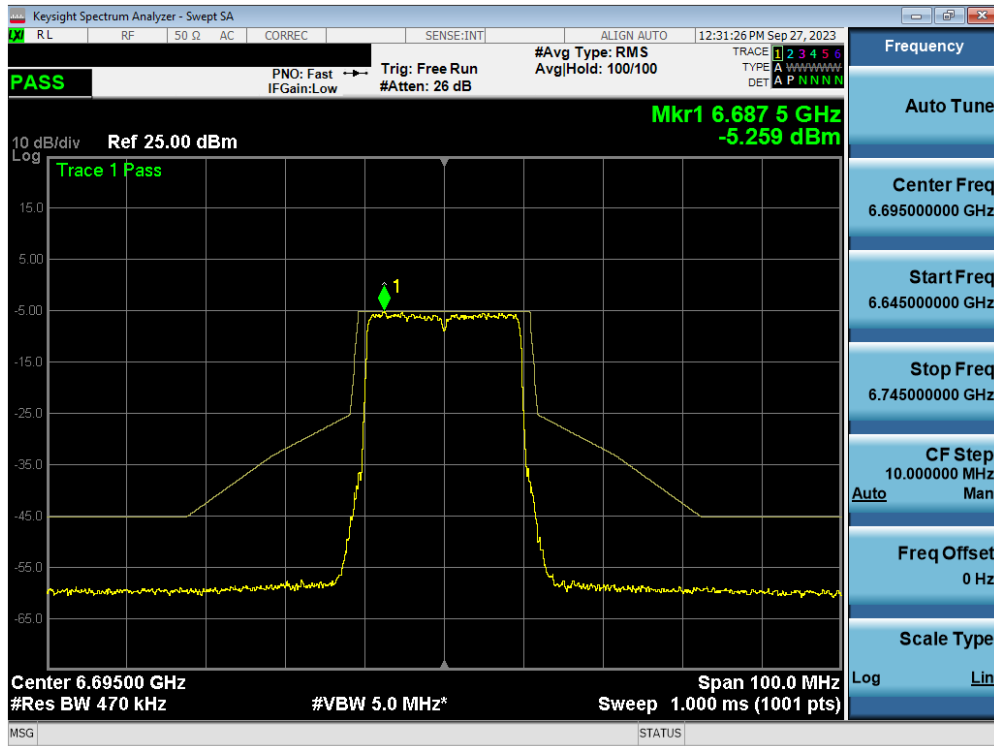
FCC ID: A3LSMS928U	MEASUREMENT REPORT		Approved by: Technical Manager
Test Report S/N: 1M2308210092-18-R1.A3L	Test Dates: 9/6/2023 - 11/06/2023	EUT Type: Portable Handset	Page 261 of 315



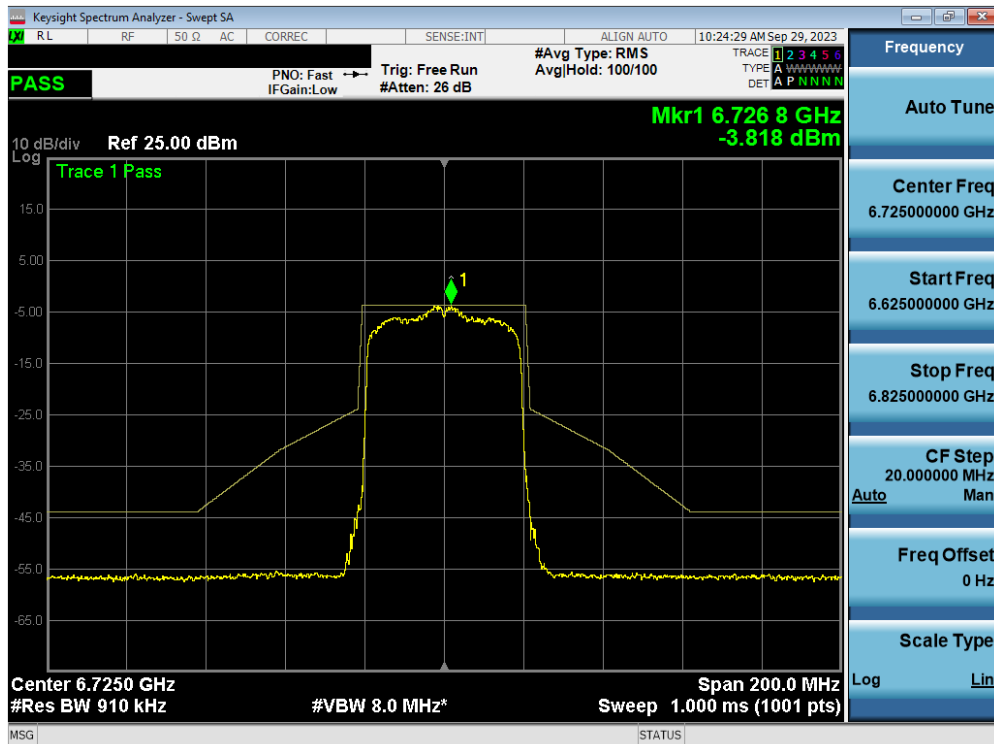
Plot 7-417. In-Band Emission Plot MIMO ANT2 (320MHz BW 802.11ax/be (26 Tones) (UNII Band 5/6/7) – Ch. 95) – LPI

FCC ID: A3LSMS928U	MEASUREMENT REPORT		Approved by: Technical Manager
Test Report S/N: 1M2308210092-18-R1.A3L	Test Dates: 9/6/2023 - 11/06/2023	EUT Type: Portable Handset	Page 262 of 315

MIMO Antenna-2 In-Band Emission - (Full Tones) – (UNII Band 7)

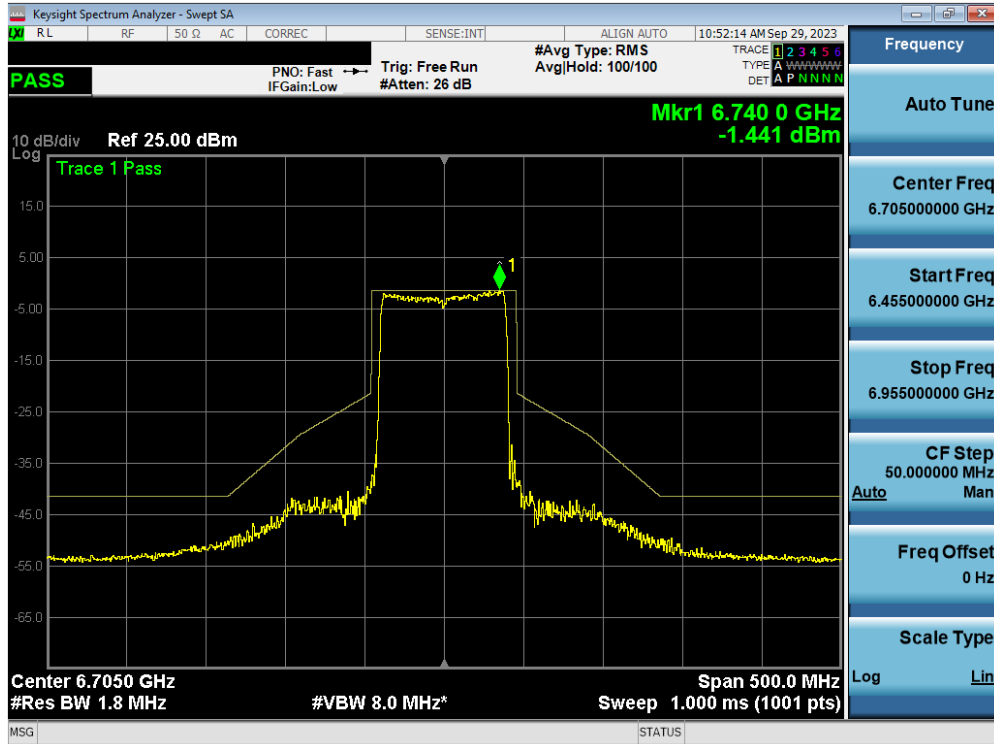


Plot 7-418. In-Band Emission Plot MIMO ANT2 (20MHz BW 802.11ax/be (Full Tone) (UNII Band 7) – Ch. 149) – LPI

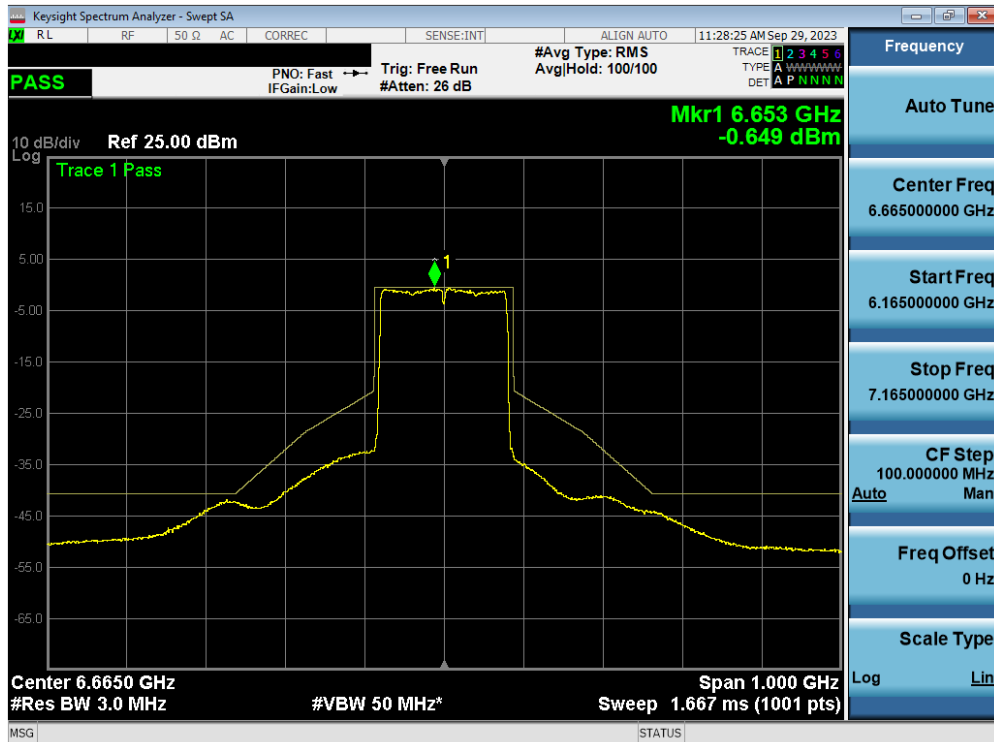


Plot 7-419. In-Band Emission Plot MIMO ANT2 (40MHz BW 802.11ax/be (Full Tone) (UNII Band 7) – Ch. 155) – LPI

FCC ID: A3LSMS928U		MEASUREMENT REPORT		Approved by: Technical Manager
Test Report S/N: 1M2308210092-18-R1.A3L	Test Dates: 9/6/2023 - 11/06/2023	EUT Type: Portable Handset		Page 263 of 315

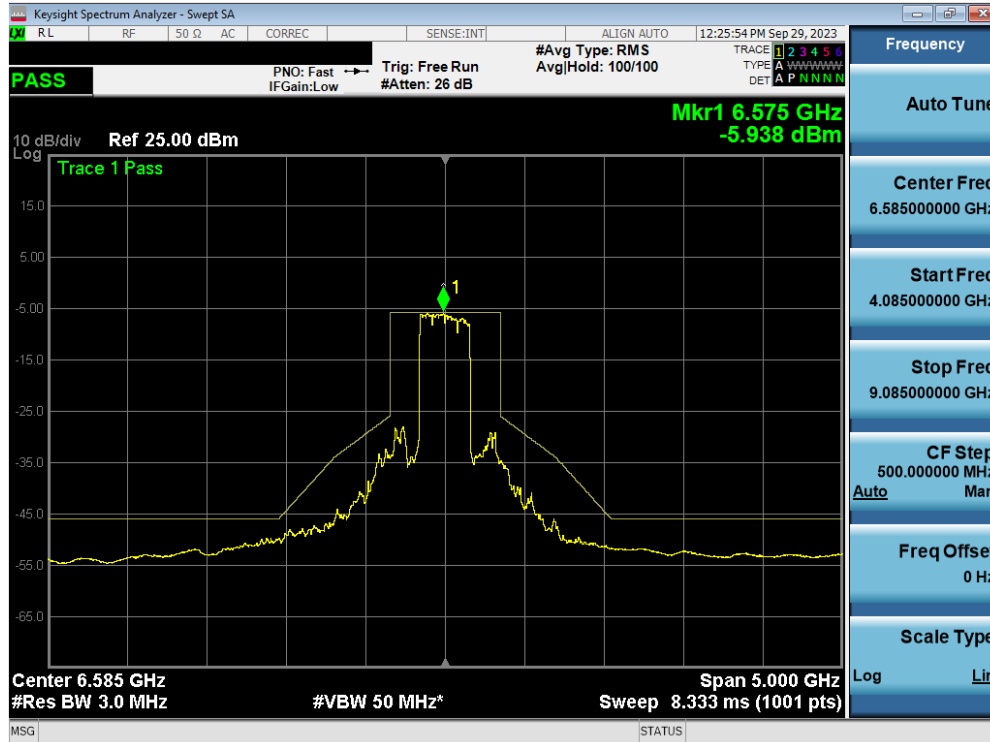


Plot 7-420. In-Band Emission Plot MIMO ANT2 (80MHz BW 802.11ax/be (Full Tone) (UNII Band 7) – Ch. 151) – LPI



Plot 7-421. In-Band Emission Plot MIMO ANT2 (160MHz BW 802.11ax/be (Full Tone) (UNII Band 7) – Ch. 143) – LPI

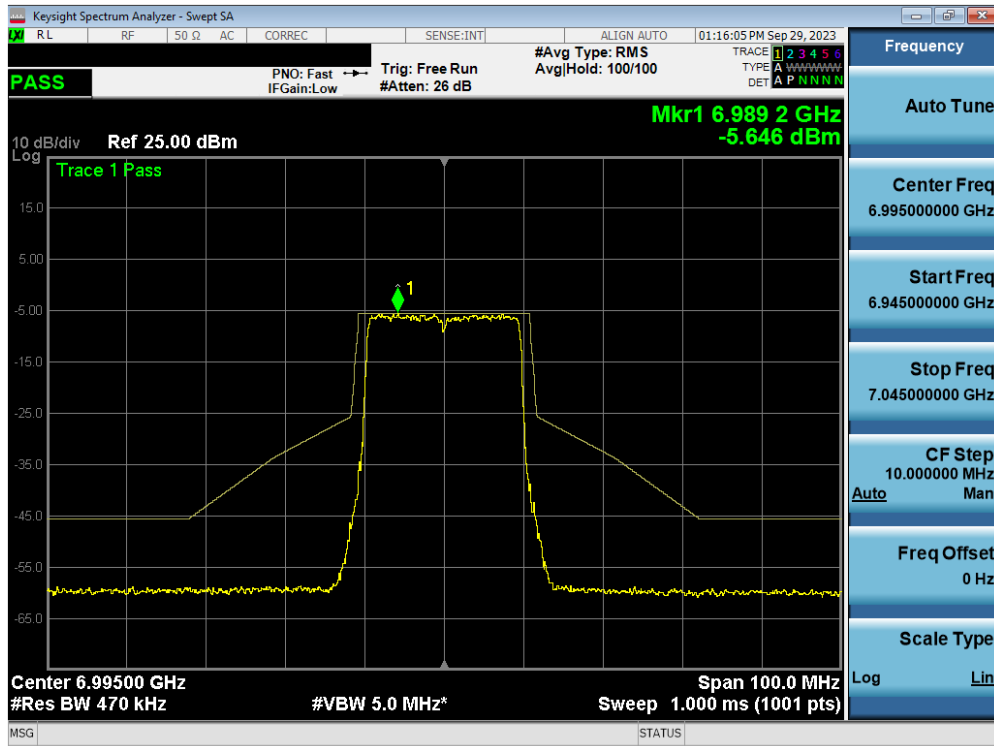
FCC ID: A3LSMS928U	MEASUREMENT REPORT		Approved by: Technical Manager
Test Report S/N: 1M2308210092-18-R1.A3L	Test Dates: 9/6/2023 - 11/06/2023	EUT Type: Portable Handset	Page 264 of 315



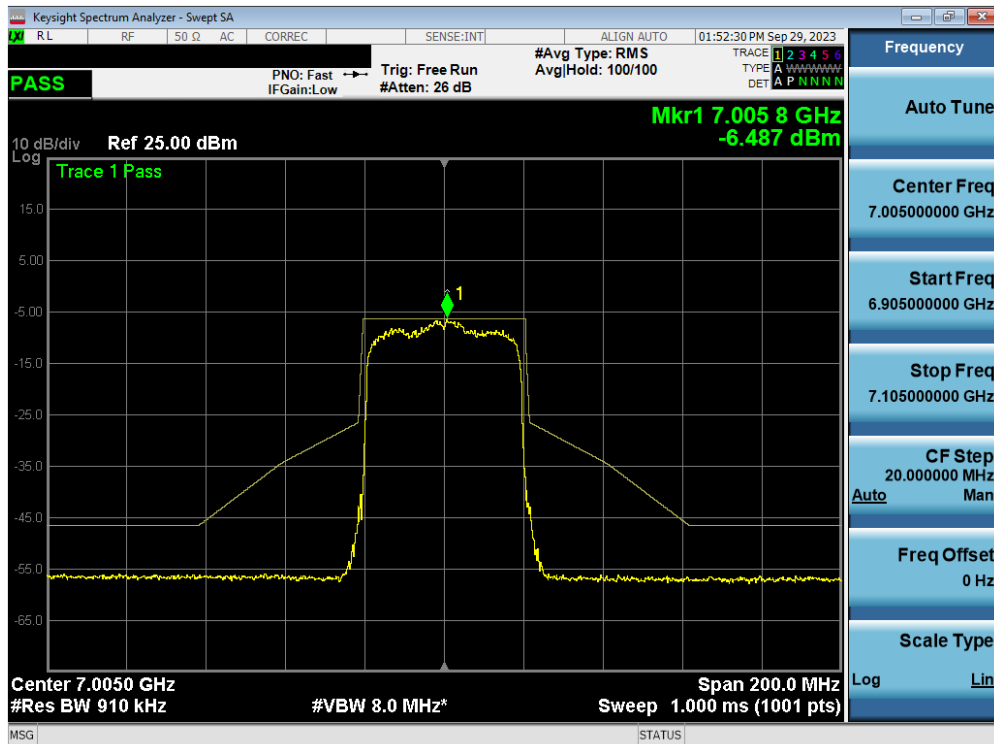
Plot 7-422. In-Band Emission Plot MIMO ANT2 (320MHz BW 802.11ax/be (26 Tones) (UNII Band 6/7) – Ch. 127) – LPI

FCC ID: A3LSMS928U	MEASUREMENT REPORT		Approved by: Technical Manager
Test Report S/N: 1M2308210092-18-R1.A3L	Test Dates: 9/6/2023 - 11/06/2023	EUT Type: Portable Handset	Page 265 of 315

MIMO Antenna-2 In-Band Emission - (Full Tones) – (UNII Band 8)

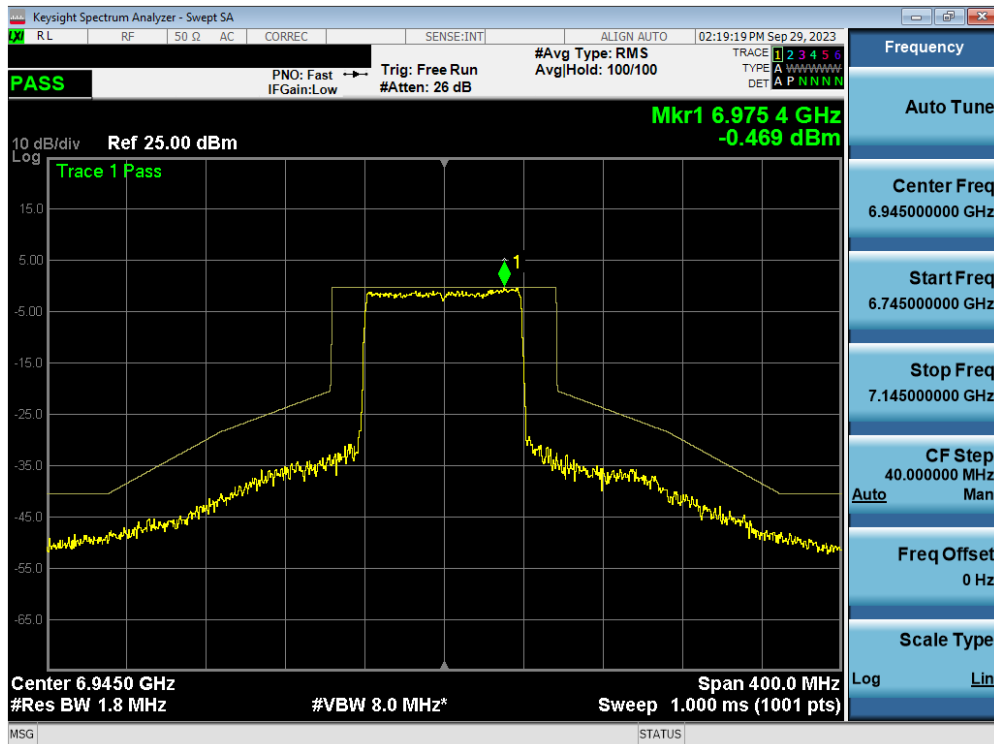


Plot 7-423. In-Band Emission Plot MIMO ANT2 (20MHz BW 802.11ax/be (Full Tone) (UNII Band 8) – Ch. 209) – LPI

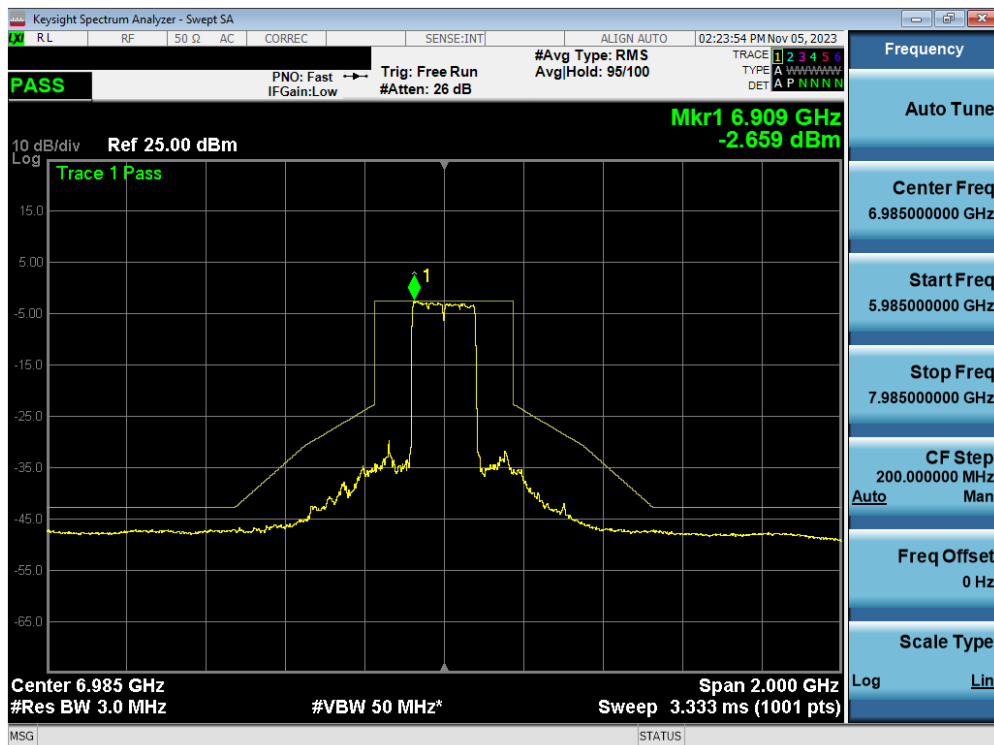


Plot 7-424. In-Band Emission Plot MIMO ANT2 (40MHz BW 802.11ax/be (Full Tone) (UNII Band 8) – Ch. 211) – LPI

FCC ID: A3LSMS928U		MEASUREMENT REPORT		Approved by: Technical Manager
Test Report S/N: 1M2308210092-18-R1.A3L	Test Dates: 9/6/2023 - 11/06/2023	EUT Type: Portable Handset		Page 266 of 315



Plot 7-425. In-Band Emission Plot MIMO ANT2 (80MHz BW 802.11ax/be (Full Tone) (UNII Band 8) – Ch. 199) – LPI



Plot 7-426. In-Band Emission Plot MIMO ANT2 (160MHz BW 802.11ax/be (Full Tone) (UNII Band 8) – Ch. 207) – LPI

FCC ID: A3LSMS928U	MEASUREMENT REPORT		Approved by: Technical Manager
Test Report S/N: 1M2308210092-18-R1.A3L	Test Dates: 9/6/2023 - 11/06/2023	EUT Type: Portable Handset	Page 267 of 315

7.6 Contention Based Protocol

Test Overview and Limit

Indoor access points, subordinate devices and client devices operating in the 5.925-7.125 GHz band (herein referred to as unlicensed devices) are required to use technologies that include a contention-based protocol to avoid co-channel interference with incumbent devices sharing the band. To ensure incumbent co-channel operations are detected in a technology-agnostic manner, unlicensed devices are required to detect co-channel radio frequency energy (energy detect) and avoid simultaneous transmission.

Unlicensed indoor low-power devices must detect co-channel radio frequency power that is at least -62 dBm or lower. Upon detection of energy in the band, unlicensed low power indoor devices must vacate the channel and stay off the channel if detected radio frequency power is equal to or greater than the threshold (-62 dBm). The -62 dBm (or lower) threshold is referenced to a 0 dBi antenna gain.

To ensure incumbent operations are reliably detected in the band, low power indoor devices must detect RF energy throughout their intended operating channel.

Test Procedure Used

KDB 987594 D02 v01r01

Test Settings

1. Configure the EUT to transmit with a constant duty cycle.
2. Set the operating parameters of the EUT including power level, operating frequency, modulation, and bandwidth.
3. Set the signal analyzer center frequency to the nominal EUT channel center frequency. The span range of the signal analyzer shall be between two times and five times the OBW of the EUT. Connect the output port of the EUT to the signal analyzer 2. Ensure that the attenuator 2 provides enough attenuation to not overload the signal analyzer 2 receiver.
4. Monitoring the signal analyzer 2, verify the EUT is operating and transmitting with the parameters set at step two.
5. Using an AWGN signal source, generate (but do not transmit, i.e., RF OFF) a 10 MHz-wide AWGN signal. Use Table 1 to determine the center frequency of the 10 MHz AWGN signal relative to the EUT's channel bandwidth and center frequency.
6. Set the AWGN signal power to an extremely low level (more than 20 dB below the -62 dBm threshold). Connect the AWGN signal source, via a 3-dB splitter, to the signal analyzer 1 and the EUT as shown in Figure 2.
7. Transmit the AWGN signal (RF ON) and verify its characteristics on the signal analyzer 1.
8. Monitor the signal analyzer 2 to verify if the AWGN signal has been detected and the EUT has ceased transmission. If the EUT continues to transmit, then incrementally increase the AWGN signal power level until the EUT stops transmitting.
9. (Including all losses in the RF paths) Determine and record the AWGN signal power level (at the EUT's antenna port) at which the EUT ceased transmission. Repeat the procedure at least 10 times to verify the EUT can detect an AWGN signal with 90% (or better) level of certainty.
10. Refer to Table 1 of KDB 987594 D02 v01r01 to determine the number of times the detection threshold testing needs to be repeated. If testing is required more than once, then go back to step 5, choose a different center frequency for the AWGN signal, and repeat the process.

FCC ID: A3LSMS928U	MEASUREMENT REPORT		Approved by: Technical Manager
Test Report S/N: 1M2308210092-18-R1.A3L	Test Dates: 9/6/2023 - 11/06/2023	EUT Type: Portable Handset	Page 269 of 315

Test Setup

The EUT and measurement equipment were set up as shown in the diagram below.

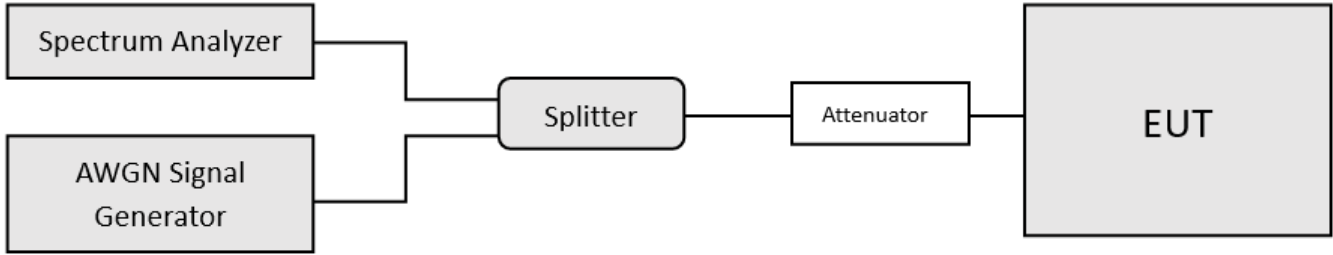


Figure 7-5. Contention-based protocol test setup, conducted method

Test Notes

1. Per guidance from KDB 987594 D02 v01r01, contention based protocol was tested using an AWGN signal with a bandwidth of 10MHz (see Plot 7-428). The amplitude of the signal was increased until detected by the EUT, signaled by the ceasing of transmission (see Plot 7-429), M1 indicates the point at which the AWGN signal is introduced. D1 indicates where the AWGN signal is terminated, at least 10 seconds following M1.
2. 15 trials were run in order to ensure certainty of 90%
3. Per Guidance from KDB 987594 D04 v01, contention based protocol was tested with receiver with the lowest antenna gain.
4. All CBP Timing Plots shown are for the ceased condition. Some spikes that may be shown are from adjacent portions of the spectrum that are still transmitting.
5. In the presence of an AWGN signal, the EUT was shown to completely move out of the channel for the purpose of incumbent avoidance. Representative channel move plots are included for one sub-band to show how the channel reduces when the AWGN is injected at the lower edge, the center, and the upper edge of a channel.
6. For the channel move demonstration in Section 7.6.3, only plots from UNII-5 band are included. Additionally, the AWGN signal is not visible because the AWGN level is well below the noise floor.

$$\text{Detection Level} = \text{Injected AWGN Power (dBm)} - \text{Antenna Gain (dBi)} + \text{Path Loss (dB)}$$

Equation 7-1. Detection Level Calculation

FCC ID: A3LSMS928U	MEASUREMENT REPORT		Approved by: Technical Manager
Test Report S/N: 1M2308210092-18-R1.A3L	Test Dates: 9/6/2023 - 11/06/2023	EUT Type: Portable Handset	Page 270 of 315

Band	Channel	Channel Freq [MHz]	Channel BW [MHz]	Incumbent Freq [MHz]	Injected (AWGN) [dBm]	Antenna Gain [dBi]	Adjusted Power Level [dBm]	Detection Limit [dBm]	Margin [dB]
UNII Band 5	53	6215	20	6215	-84.41	-6.22	-78.19	-62.0	-16.19
				6110	-83.29	-6.22	-77.07	-62.0	-15.07
	31	6265	320	6265	-79.92	-6.22	-73.70	-62.0	-11.70
				6420	-80.96	-6.22	-74.74	-62.0	-12.74
UNII Band 6	101	6455	20	6455	-82.29	-6.52	-75.77	-62.0	-13.77
				6270	-84.71	-6.52	-78.19	-62.0	-16.19
	95	6425	320	6425	-77.76	-6.52	-71.24	-62.0	-9.24
6580				-83.55	-6.52	-77.03	-62.0	-15.03	
UNII Band 7	149	6695	20	6695	-69.63	-7.11	-62.52	-62.0	-0.52
				6590	-86.12	-7.11	-79.01	-62.0	-17.01
	159	6745	320	6745	-70.49	-7.11	-63.38	-62.0	-1.38
6900				-81.92	-7.11	-74.81	-62.0	-12.81	
UNII Band 8	197	6935	20	6935	-78.23	-8.41	-69.82	-62.0	-7.82
				6750	-87.47	-8.41	-79.06	-62.0	-17.06
	191	6905	320	6905	-78.36	-8.41	-69.95	-62.0	-7.95
7060				-82.30	-8.41	-73.89	-62.0	-11.89	

Table 7-52. Contention Based Protocol – Incumbent Detection Results

Band	Channel	Channel Freq [MHz]	Channel BW [MHz]	Incumbent Freq [MHz]	Antenna Gain [dBi]	EUT Transmission Status			Detection Limit [dBm]	Margin [dB]
						Adjusted AWGN Power (dBm)				
						Normal	Minimal	Ceased		
UNII Band 5	53	6215	20	6215	-6.22	-80.65	-79.66	-78.19	-62.0	-16.19
				6190	-6.22	-78.72	-78.56	-77.07	-62.0	-15.07
	31	6265	320	6265	-6.22	-75.97	-75.42	-73.70	-62.0	-11.70
				6340	-6.22	-77.21	-76.71	-74.74	-62.0	-12.74
UNII Band 6	101	6455	20	6455	-6.52	-77.48	-76.08	-75.77	-62.0	-13.77
				6350	-6.52	-81.00	-80.05	-78.19	-62.0	-16.19
	95	6425	320	6425	-6.52	-73.41	-72.43	-71.24	-62.0	-9.24
6500				-6.52	-78.47	-77.11	-77.03	-62.0	-15.03	
UNII Band 7	149	6695	20	6695	-7.11	-64.98	-64.07	-62.52	-62.0	-0.52
				6670	-7.11	-81.26	-79.56	-79.01	-62.0	-17.01
	159	6745	320	6745	-7.11	-65.16	-65.02	-63.38	-62.0	-1.38
6820				-7.11	-76.50	-75.73	-74.81	-62.0	-12.81	
UNII Band 8	197	6935	20	6935	-8.41	-70.84	-70.64	-69.82	-62.0	-7.82
				6830	-8.41	-81.17	-79.30	-79.06	-62.0	-17.06
	191	6905	320	6905	-8.41	-70.76	-70.14	-69.95	-62.0	-7.95
6980				-8.41	-75.49	-75.34	-73.89	-62.0	-11.89	

Table 7-53. Contention Based Protocol – Detection Results – All Tx Cases

FCC ID: A3LSMS928U	MEASUREMENT REPORT		Approved by: Technical Manager
Test Report S/N: 1M2308210092-18-R1.A3L	Test Dates: 9/6/2023 - 11/06/2023	EUT Type: Portable Handset	Page 271 of 315

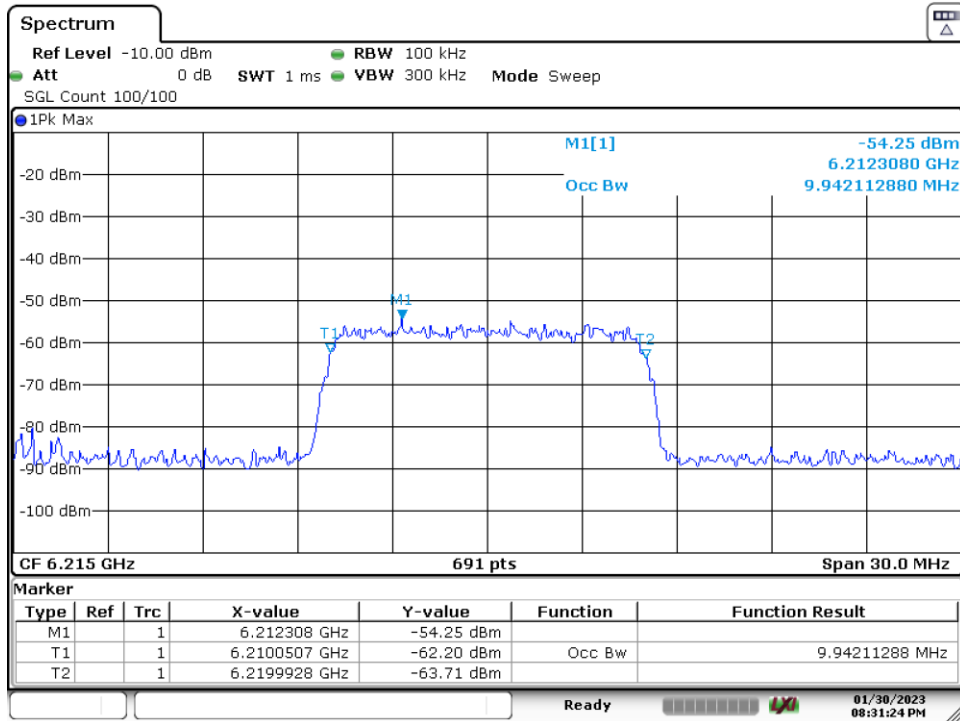


Band	Channel	Channel Freq [MHz]	Channel BW [MHz]	1	2	3	4	5	6	7	8	9	10	11	12	13	14	15	Detection Rate (%)
UNII Band 5	53	6215	20	1	1	1	1	1	1	1	1	1	1	1	1	1	1	1	100
	31	6265	320	1	1	1	1	1	1	1	1	1	1	1	1	1	1	1	100
				1	1	1	1	1	1	1	1	1	1	1	1	1	1	1	100
UNII Band 6	101	6455	20	1	1	1	1	1	1	1	1	1	1	1	1	1	1	1	100
	95	6425	320	1	1	1	1	1	1	1	1	1	1	1	1	1	1	1	100
				1	1	1	1	1	1	1	1	1	1	1	1	1	1	1	100
UNII Band 7	149	6695	20	1	1	1	1	1	1	1	1	1	1	1	1	1	1	1	100
	159	6745	320	1	1	1	1	1	1	1	1	1	1	1	1	1	1	1	100
				1	1	1	1	1	1	1	1	1	1	1	1	1	1	1	100
UNII Band 8	197	6935	20	1	1	1	1	1	1	1	1	1	1	1	1	1	1	1	100
	191	6905	320	1	1	1	1	1	1	1	1	1	1	1	1	1	1	1	100
				1	1	1	1	1	1	1	1	1	1	1	1	1	1	1	100

Table 7-54. Contention Based Protocol – Incumbent Detection Trial Results

FCC ID: A3LSMS928U	MEASUREMENT REPORT		Approved by: Technical Manager
Test Report S/N: 1M2308210092-18-R1.A3L	Test Dates: 9/6/2023 - 11/06/2023	EUT Type: Portable Handset	Page 272 of 315

7.6.1 AWGN Plots



Date: 30.JAN.2023 20:31:24

Plot 7-428. AWGN Signal (Demonstration)

FCC ID: A3LSMS928U		MEASUREMENT REPORT		Approved by: Technical Manager
Test Report S/N: 1M2308210092-18-R1.A3L	Test Dates: 9/6/2023 - 11/06/2023	EUT Type: Portable Handset	Page 273 of 315	