



HCT Co., Ltd.
74, Seoicheon-ro 578beon-gil, Majang-myeon, Icheon-si, Gyeonggi-do, 17383
KOREATel. +82 31 634 6300 Fax. +82 31 645 6401

FCC ID: A3LSMS926U

Appendix A.

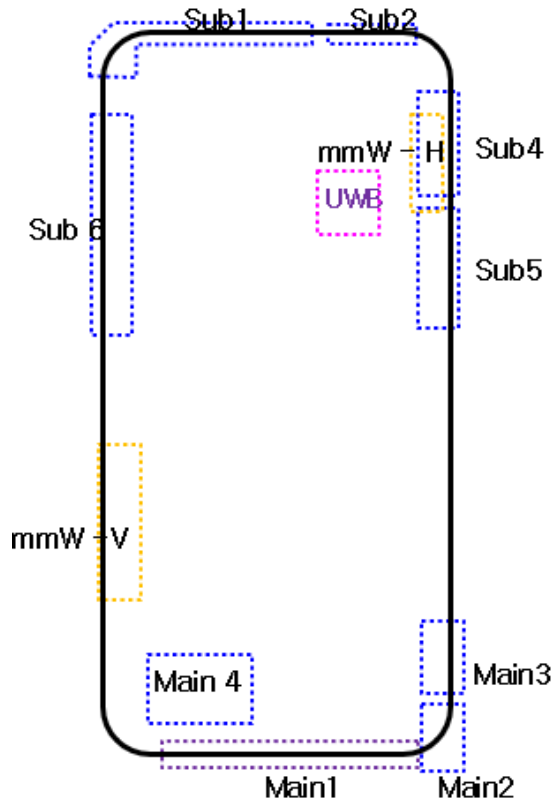
- DUT Antenna Information and SAR Test SETUP PHOTOGRAPHS

REVISION HISTORY

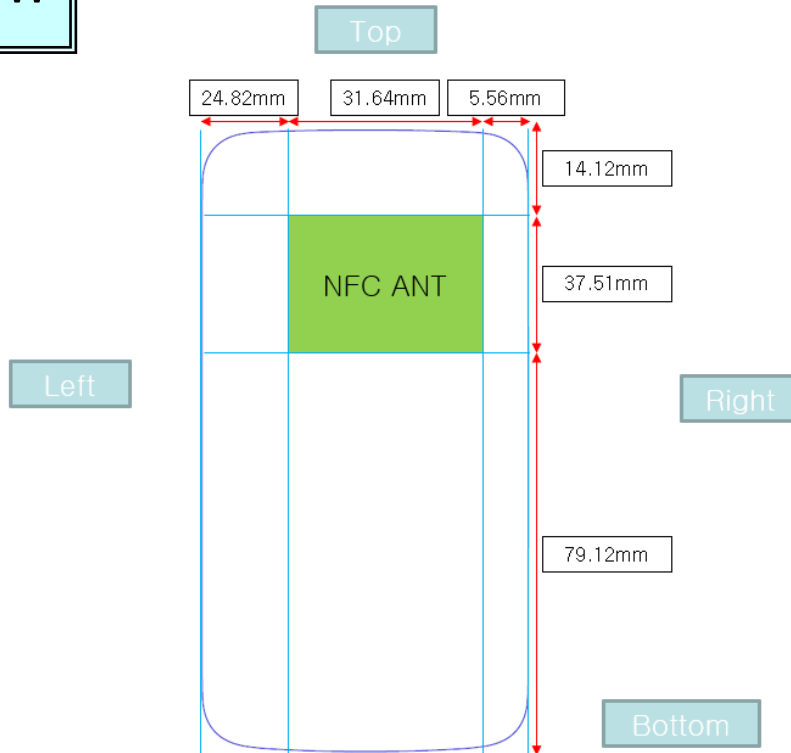
The revision history for this document is shown in table.

Revision No.	Date of Issue	Description
0	Oct. 16, 2023	Initial Release


- DUT Antenna Information



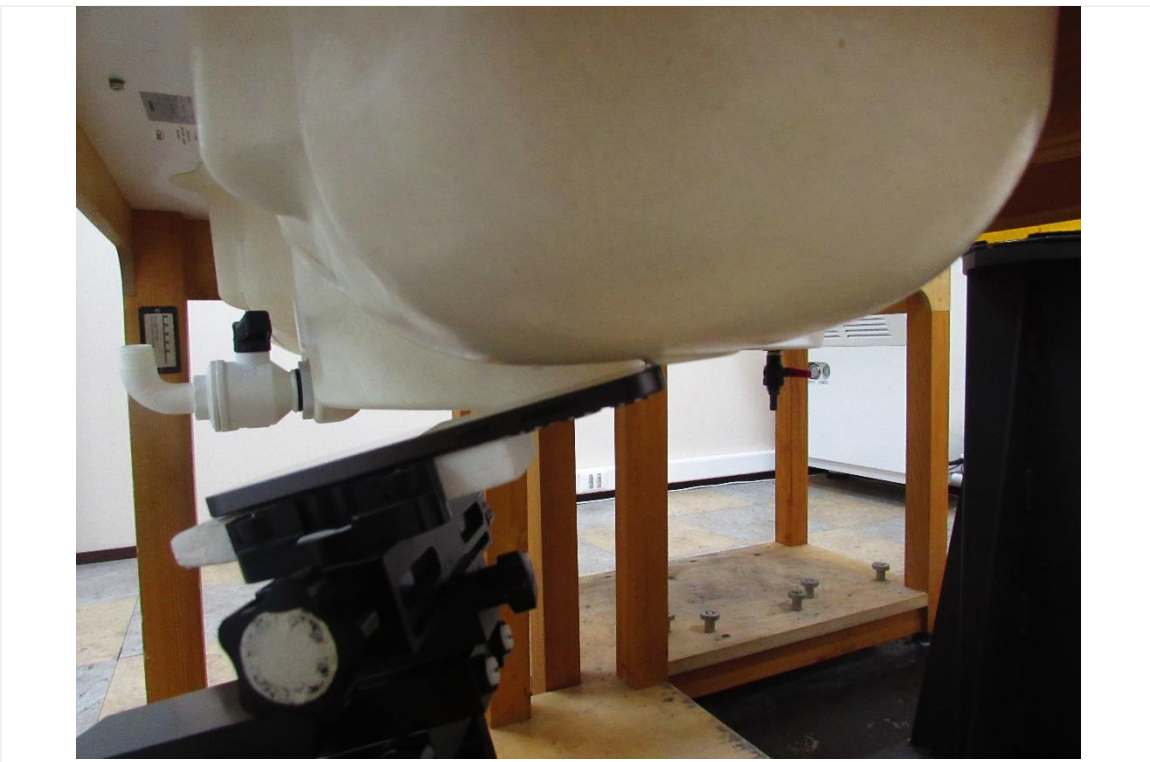

Rear View




Ant	Support Band List
Main1 [ANT A]	GSM 1800/1900 Tx/Rx GSM 850/900 Tx(AS Div)/Rx WCDMA 1/2/4 Tx/Rx WCDMA 5/8 Tx(AS Div)/Rx LTE B12/13/14/26/28/71/1/2/3/4/25/39/66/70/40 Tx/Rx LTE B29 Rx Only LTE B5/8/18/19/20 Tx(AS Div)/Rx NR n12/28/29/71/1/2/3/25/66/70 Tx/Rx NR n5/8/20/26 Tx(AS Div)/Rx Tx Hopping : LTE B30 Tx/Rx NR n30 Tx/Rx
Main2 [ANT B]	LTE B7/38/41 Tx/Rx NR n7/41 (SRS1) Tx/Rx Tx Hopping: NR n38/41 Tx/Rx
Main3 [ANT C]	LTE B2/4/25/30/66/48 Rx Only NR n48(SRS1)/77(SRS1)/n78(SRS1) Tx/Rx NR n2/25/30/66/70/ Rx Only
Main4 [ANT D]	LTE B7/38/41/48 Rx Only NR n7/n38 Rx Only NR 41(SRS3)/48(SRS3)/77(SRS3)/78(SRS3) Tx/Rx
Sub1 [ANT E]	GSM 850/900 Tx/Rx WCDMA 5/8 Tx/Rx LTE B5/8/18/19/20/26 Tx/Rx LTE B12/13/14/28/71 Tx(AS Div)/Rx LTE B7/29/30/38/41 Rx only NR n5/8/20/26 Tx/Rx NR n12/28/29/71 Tx(AS Div) / Rx NR n41(SRS2) Tx/Rx NR n7/30/n38 Rx Only WIFI2 5GHz/6GHz
Sub2 [ANT F]	GSM 1800/1900 Rx only WCDMA 1/2/4 Rx only LTE B30/48 Tx/Rx LTE B1/2/3/4/25/38/39/40/41/66 Rx Only NR n1/2/3/7/25/30/38/66/70 Tx/Rx NR n41/48/77/78 (SRS4) Tx/Rx GPS L1 5G Tx/Prx @ MHB(LTE) – MHB(NR) : n1/2/3/7/25/66/70 Tx Hopping : LTE B2/4/25/41/66 Tx/Rx NR n2/25/66/70 Tx/Rx
Sub4 [ANT H]	LTE B2/4/25/66 Rx Only NR n2/25/66/70 Rx Only WIFI 1 2.4GHz, 5GHz/6GHz Tx/Rx BT1 Tx/Rx GPS L5
Sub5 [ANT I]	LTE B48 Rx Only NR n48(SRS2)/n77/n78(SRS2) Tx/Rx UWB0 Tx/Rx
Sub6 [ANT J]	WIFI2 2.4GHz Tx/Rx BT2 Tx/Rx
UWB [ANT L]	UWB1 Rx Only
mmWave-H [ANT M]	NR mmW n258/260/261 Tx/Rx
mmWave-V [ANT N]	NR mmW n258/260/261 Tx/Rx
NFC Ant [ANT O]	NFC Tx/Rx

- SAR Test SETUP PHOTOGRAPHS**1. Head _ SAM Phantom****1.1 Head All**



1.2 Left Touch / Left Tilt



1.3 Right All




1.4 Right Touch / Right Tilt



2. Body_ SAM Phantom

2.1 Body All



2.2 Body Rear



Distance of 10 mm from the EUT



Distance of 0 mm from the EUT

2.3 Body Front



Distance of 10 mm from the EUT



Distance of 0 mm from the EUT

2.4 Body Left




Distance of 10 mm from the EUT



Distance of 0 mm from the EUT

2.5 Body Right



Distance of 10 mm from the EUT




Distance of 0 mm from the EUT

2.6 Body Top



Distance of 10 mm from the EUT




Distance of 0 mm from the EUT

2.7 Body Bottom

Distance of 10 mm from the EUT

3. NFC Phablet _ ELI Phantom

3.1 Phablet All




3.2 Phablet Rear



Distance of 0 mm from the EUT

3.3 Phablet Front



Distance of 0 mm from the EUT

3.4 Phablet Left



Distance of 0 mm from the EUT

3.4 Phablet Top



Distance of 0 mm from the EUT