



HCT Co., Ltd.
74, Seoicheon-ro 578beon-gil, Majang-myeon, Icheon-si, Gyeonggi-do, 17383 KOREA
Tel. +82 31 634 6300 Fax. +82 31 645 6401

SAR TEST REPORT

Applicant Name: SAMSUNG Electronics Co., Ltd. 129, Samsung-ro, Yeongtong-gu, Suwon-Si, Gyeonggi-do, 16677 Rep. of Korea	Date of Issue: Nov. 02, 2023 Test Report No.: HCT-SR-2310-FC009-R1 Test Site: HCT CO., LTD.
--	--

FCC ID:

A3LSMS926B

Equipment Type:	Mobile Phone
Application Type	Certification
FCC Rule Part(s):	CFR §2.1093
Model Name:	SM-S926B/DS
Additional Model Name:	SM-S926B
Date of Test:	Aug. 31, 2023 ~ Oct. 16, 2023

This device has been shown to be capable of compliance for localized specific absorption rate (SAR) for uncontrolled environment/general population exposure limits specified in FCC KDB procedures and had been tested in accordance with the measurement procedures specified in FCC KDB procedures.

I attest to the accuracy of data. All measurements reported herein were performed by me or were made under my supervision and are correct to the best of my knowledge and belief. I assume full responsibility for the completeness of these measurements and vouch for the qualifications of all persons taking them.

Tested By

HUI JUN, Yun
Test Engineer
SAR Team
Certification Division

Reviewed By

Yun-jeang, Heo
Technical Manager
SAR Team
Certification Division

This report only responds to the tested sample and may not be reproduced, except in full, without written approval of the HCT Co., Ltd.

REVISION HISTORY

The revision history for this test report is shown in table.

Revision No.	Date of Issue	Description
0	Oct. 18, 2023	Initial Release
1	Nov. 02, 2023	Revised H/W Version and Battery

This test results were applied only to the test methods required by the standard.

The above Test Report is not related to the accredited test result by (KS Q) ISO/IEC 17025 and KOLAS(Korea Laboratory Accreditation Scheme), which signed the ILAC-MRA.

Table of Contents

1. Test Regulations	4
2. Test Location.....	5
3. Information of the EUT	5
4. Device Under Test Description.....	7
5. Introduction	41
6. Description of test equipment.....	42
7. SAR Measurement Procedure	43
8. Description of Test Position	45
9. RF Exposure Limits	49
10. FCC SAR General Measurement Procedures	50
11. Output Power Specifications	57
11.5.2	316
12. System Verification	325
13. SAR Test Data Summary.....	332
14. Simultaneous SAR Analysis.....	365
14.1 Sub6 Antenna Groups.....	365
14.2 Head SAR Simultaneous Transmission Analysis	367
14.2.1 WWAN+WLAN 2.4GHz + BT Simultaneous SAR Head Case.....	367
14.2.2 WWAN+WLAN 5GHz/6GHz + BT Simultaneous SAR Head Case.....	368
14.2.3 WWAN+WLAN Simultaneous SAR Head Case	368
15. SAR Measurement Variability and Uncertainty	376
16. LTE TDD Band 41 Power Class 2 and Power class 3 Linearity.....	377
17. Measurement Uncertainty.....	379
18. SAR Test Equipment	380
19. Conclusion	383
20. References	384

Appendix A. DUT Ant. Information & Test SETUP PHOTO

Appendix B. SAR Test Plots

Appendix C. Dipole Verification Plots

Appendix D. SAR Tissue Characterization

Appendix E. SAR System Validation

Appendix F. Probe Calibration Data

Appendix G. Dipole Calibration Data

Appendix H. Power reduction verification

Appendix I. DLCA Power Measurement

1. Test Regulations

The tests documented in this report were performed in accordance with FCC CFR § 2.1093, IEEE 1528-2013, ANSI C63.26-2015 the following FCC Published RF exposure KDB procedures:

- FCC KDB Publication 941225 D01 3G SAR Procedures v03r01
- FCC KDB Publication 941225 D06 Hot Spot SAR v02r01
- FCC KDB Publication 941225 D05 SAR for LTE Devices v02r05
- FCC KDB Publication 941225 D05A LTE Rel.10 KDB Inquiry sheet v01r02
- FCC KDB Publication 248227 D01 802.11 Wi-Fi SAR v02r02
- FCC KDB Publication 447498 D04 Interim General RF Exposure Guidance v01
- FCC KDB Publication 648474 D04 Handset SAR v01r03
- FCC KDB Publication 616217 D04 v01r02 (Proximity Sensor)
- FCC KDB Publication 865664 D01 SAR measurement 100 MHz to 6 GHz v01r04
- FCC KDB Publication 865664 D02 SAR Reporting v01r02
- FCC KDB Publication 690783 D01 SAR Listings on Grants v01r03
- FCC KDB Publication 971168 D01 Power Meas License Digital Systems v03r01

In Addition to the above, the following information was used.

- October 2013 TCB Workshop Notes (GPRS testing criteria)
- October 2014 TCB Workshop Notes (Overlapping LTE Bands)
- April 2015 TCB Workshop Notes (Overlapping LTE Bands Test exclusion)
- April 2015 TCB Workshop Notes (Simultaneous transmission summation clarified)
- October 2016 TCB Workshop Notes (Bluetooth Duty Factor)
- November 2017 TCBC Workshop Notes (LTE Carrier Aggregation)
- May 2017 TCBC Workshop Notes (LTE Band 41 Power Class 2)
- April 2019 TCBC Workshop Notes (IEEE 802.11 ax)
- April 2018 TCBC Workshop Notes (LTE DL CA SAR Test Exclusion)
- November 2019 TCBC Workshop Notes (SPLSR Hotspot Combination)

2. Test Location

2.1 Test Laboratory

Company Name	HCT Co., Ltd.
Address	74, Seoicheon-ro 578beon-gil, Majang-myeon, Icheon-si, Gyeonggi-do, 17383 KOREA
Telephone	031-645-6300
Fax.	031-645-6401

2.2 Test Facilities

Our laboratories are accredited and approved by the following approval agencies according to ISO/IEC 17025.

Korea	National Radio Research Agency (Designation No. KR0032)
	KOLAS (Testing No. KT197)

3. Information of the EUT

3.1 General Information of the EUT

Model Name	SM-S926B/DS
Additional Model Name	SM-S926B
Equipment Type	Mobile Phone
FCC ID	A3LSMS926B
Application Type	Certification
Applicant	SAMSUNG Electronics Co., Ltd.

3.2 Attestation of test result of device under test

The Highest Reported SAR						
Antenna	Band	Tx. Frequency	Equipment Class	Reported SAR (W/kg)		
				1 g Head	1 g Body/ Hotspot	10 g Extremity
MAIN1(Ant A), SUB1(Ant E)	GSM/GPRS/EDGE 850	824.2 MHz ~ 848.8 MHz	PCE	0.67	0.79	N/A
MAIN1(Ant A)	GSM/GPRS/EDGE 1900	1 850.2 MHz ~ 1 909.8 MHz	PCE	0.11	1.00	N/A
MAIN1(Ant A), SUB1(Ant E)	UMTS Band 5	826.4 MHz ~ 846.6 MHz	PCE	0.65	0.72	N/A
MAIN1(Ant A)	UMTS Band 4	1 712.4 MHz ~ 1 752.6 MHz	PCE	0.10	0.98	N/A
MAIN1(Ant A)	UMTS Band 2	1 852.4 MHz ~ 1 907.6 MHz	PCE	0.14	1.04	N/A
MAIN1(Ant A)	LTE FDD Band 2 (PCS)	1 850.7 MHz ~ 1 909.3 MHz	PCE	N/A	N/A	N/A
SUB2(Ant F)	LTE FDD Band 2 (PCS)	1 850.7 MHz ~ 1 909.3 MHz	PCE	0.77	0.42	N/A
MAIN1(Ant A), SUB2(Ant F)	LTE FDD Band 4 (AWS)	1 710.7 MHz ~ 1 754.3 MHz	PCE	N/A	N/A	N/A
MAIN1(Ant A), SUB1(Ant E)	LTE FDD Band 5 (Cell)	824.7 MHz ~ 848.3 MHz	PCE	N/A	N/A	N/A
MAIN1(Ant A)	LTE FDD Band 12	699.7 MHz ~ 715.3 MHz	PCE	0.13	0.33	N/A
MAIN1(Ant A)	LTE FDD Band 13	779.5 MHz ~ 784.5 MHz	PCE	0.12	0.33	N/A
MAIN1(Ant A)	LTE FDD Band 17	706.5 MHz ~ 713.5 MHz	PCE	N/A	N/A	N/A
MAIN1(Ant A)	LTE FDD Band 25 (PCS)	1 850.7 MHz ~ 1 914.3 MHz	PCE	0.14	0.73	N/A
MAIN1(Ant A), SUB1(Ant E)	LTE FDD Band 26 (Cell)	814.7 MHz ~ 848.3 MHz	PCE	0.60	0.56	N/A
MAIN2(Ant B)	LTE TDD Band 41	2 498.5 MHz ~ 2 687.5 MHz	PCE	0.13	0.68	N/A
MAIN1(Ant A), SUB2(Ant F)	LTE FDD Band 66 (AWS)	1 710.7 MHz ~ 1 779.3 MHz	PCE	0.89	0.60	N/A
MAIN1(Ant A), SUB2(Ant F)	NR FDD Band n2 (PCS)	1 852.5 MHz ~ 1 907.5 MHz	PCE	N/A	N/A	N/A
MAIN1(Ant A), SUB1(Ant E)	NR FDD Band n5	826.5 MHz ~ 846.5 MHz	PCE	0.76	0.63	N/A
MAIN1(Ant A), SUB2(Ant F)	NR FDD Band n25 (PCS)	1 852.5 MHz ~ 1 912.5 MHz	PCE	1.02	0.90	N/A
SUB2(Ant F)	NR TDD Band n41	2 506.02 MHz ~ 2 679.99 MHz	PCE	0.84	0.43	N/A
MAIN2,4, SUB1(Ant B,D,E)	NR TDD Band n41 SRS	2 506.02 MHz ~ 2 679.99 MHz	PCE	0.43	0.14	N/A
MAIN1(Ant A), SUB2(Ant F)	NR FDD Band n66	1 712.5 MHz ~ 1 777.5 MHz	PCE	1.03	0.71	N/A
SUB2(Ant F)	NR TDD Band n77	3 705 MHz ~ 3 975 MHz	PCE	0.53	0.36	N/A
SUB2(Ant F)	NR TDD Band n77 DoD	3 455.04 MHz ~ 3 544.98 MHz	PCE	0.42	0.14	N/A
MAIN3,4, SUB5(Ant C,D,I)	NR TDD Band n77 SRS	3 705 MHz ~ 3 975 MHz	PCE	0.51	0.23	N/A
MAIN3,4, SUB5(Ant C,D,I)	NR TDD Band n77 DoD SRS	3 455.04 MHz ~ 3 544.98 MHz	PCE	0.22	0.37	N/A
SUB4, 6 (Ant H, J)	802.11b	2 412 MHz ~ 2 472 MHz	DTS	0.54	0.42	N/A
SUB1, 4 (Ant E, H)	U-NII-1	5 180 MHz ~ 5 240 MHz	NII	N/A	N/A	N/A
SUB1, 4 (Ant E, H)	U-NII-2A	5 260 MHz ~ 5 320 MHz	NII	0.28	0.22	1.49
SUB1, 4 (Ant E, H)	U-NII-2C	5 500 MHz ~ 5 720 MHz	NII	0.24	0.36	1.71
SUB1, 4 (Ant E, H)	U-NII-3	5 745 MHz ~ 5 825 MHz	NII	0.37	0.49	N/A
SUB1, 4 (Ant E, H)	U-NII-4	5 845 MHz ~ 5 885 MHz	NII	0.34	0.31	2.25
SUB4, 6 (Ant H, J)	Bluetooth	2 402 MHz ~ 2 480 MHz	DSS	0.22	0.35	N/A
	NFC	13.56 MHz	DXX	N/A	N/A	<0.10
Simultaneous SAR per KDB 690783 D01v01r03				1.56	1.54	2.26
Date(s) of Tests:			Aug. 31, 2023 ~ Oct. 15, 2023			

4. Device Under Test Description

4.1 DUT specification

Device Wireless specification overview		
Band & Mode	Operating Mode	Tx Frequency
GSM850	Voice / Data	824.2 MHz ~ 848.8 MHz
GSM1900	Voice / Data	1 850.2 MHz ~ 1 909.8 MHz
UMTS Band 2	Voice / Data	1 852.4 MHz ~ 1 907.6 MHz
UMTS Band 4	Voice / Data	1 712.4 MHz ~ 1 752.6 MHz
UMTS Band 5	Voice / Data	826.4 MHz ~ 846.6 MHz
LTE FDD Band 2 (PCS)	Voice / Data	1 850.7 MHz ~ 1 909.3 MHz
LTE FDD Band 4 (AWS)	Voice / Data	1 710.7 MHz ~ 1 754.3 MHz
LTE FDD Band 5 (Cell)	Voice / Data	824.7 MHz ~ 848.3 MHz
LTE FDD Band 12	Voice / Data	699.7 MHz ~ 715.3 MHz
LTE FDD Band 13	Voice / Data	779.5 MHz ~ 784.5 MHz
LTE FDD Band 17	Voice / Data	706.5 MHz ~ 713.5 MHz
LTE FDD Band 25	Voice / Data	1 850.7 MHz ~ 1 914.3 MHz
LTE FDD Band 26	Voice / Data	814.7 MHz ~ 848.3 MHz
LTE TDD Band 41	Voice / Data	2 498.5 MHz ~ 2 687.5 MHz
LTE TDD Band 66 (AWS)	Voice / Data	1 710.7 MHz ~ 1 779.3 MHz
NR FDD Band n2 (PCSFDD)	Voice / Data	1 852.5 MHz ~ 1 907.5 MHz
NR FDD Band n5	Voice / Data	826.5 MHz ~ 846.5 MHz
NR FDD Band n25 (PCS)	Voice / Data	1 852.5 MHz ~ 1 912.5 MHz
NR TDD Band n41	Voice / Data	2 506.02 MHz ~ 2 679.99 MHz
NR FDD Band n66	Voice / Data	1 712.5 MHz ~ 1 777.5 MHz
NR TDD Band n77	Voice / Data	3 705 MHz ~ 3 975 MHz
NR TDD Band n77 DoD	Voice / Data	3 455.04 MHz ~ 3 544.98 MHz
U-NII-1	Voice / Data	5 180 MHz ~ 5 240 MHz
U-NII-2A	Voice / Data	5 260 MHz ~ 5 320 MHz
U-NII-2C	Voice / Data	5 500 MHz ~ 5 720 MHz
U-NII-3	Voice / Data	5 745 MHz ~ 5 825 MHz
U-NII-4	Voice / Data	5 845 MHz ~ 5 885 MHz
U-NII-5	Voice / Data	5 955 MHz ~ 6 425 MHz
U-NII-6	Voice / Data	6 425 MHz ~ 6 525 MHz
U-NII-7	Voice / Data	6 525 MHz ~ 6 875 MHz
U-NII-8	Voice / Data	6 875 MHz ~ 7 115 MHz
2.4 GHz WLAN	Voice / Data	2 412 MHz ~ 2 472 MHz
Bluetooth / LE 5.3	Data	2 402 MHz ~ 2 480 MHz
UWB	Data	6 489.6 MHz ~ 7 987.2 MHz
NFC	Data	13.56 MHz
WPC	Data	110 kHz ~ 148 kHz

Device Description																	
S/W Version	S926B.001																
H/W Version	REV1.0																
Battery	EB-BS926ABY (ATL)																
Device Serial Numbers	<table border="1"> <thead> <tr> <th>Mode</th> <th>Serial Number</th> </tr> </thead> <tbody> <tr> <td>LTE B2 Upper</td> <td>WHO0401M</td> </tr> <tr> <td>LTE B41, LTE B66 Lower Head</td> <td>WHO0401M, WHO0403M</td> </tr> <tr> <td>NR n5 Lower</td> <td>WHO0401M, WHO0409M</td> </tr> <tr> <td>LTE B25, UMTS B2, B4 NR n25/n66 Lower/Upper</td> <td>WHO0403M</td> </tr> <tr> <td>LTE B5/26 Lower/Upper, LTE B12/13 LTE B66 Lower Body, LTE B66 Upper, GSM1900</td> <td>WHO0409M</td> </tr> <tr> <td>GSM850 Lower/Upper, UMTS Band 5 Lower/Upper NR n41, NR n41 SRS 1,2,3 NR n5 Upper, NR n77, NR n77 SRS1,2,3</td> <td>WHO0410M</td> </tr> <tr> <td>2.4 GHz, 5 GHz WLAN, WLAN 6E, Bluetooth, NFC</td> <td>WHO0404M</td> </tr> </tbody> </table>	Mode	Serial Number	LTE B2 Upper	WHO0401M	LTE B41, LTE B66 Lower Head	WHO0401M, WHO0403M	NR n5 Lower	WHO0401M, WHO0409M	LTE B25, UMTS B2, B4 NR n25/n66 Lower/Upper	WHO0403M	LTE B5/26 Lower/Upper, LTE B12/13 LTE B66 Lower Body, LTE B66 Upper, GSM1900	WHO0409M	GSM850 Lower/Upper, UMTS Band 5 Lower/Upper NR n41, NR n41 SRS 1,2,3 NR n5 Upper, NR n77, NR n77 SRS1,2,3	WHO0410M	2.4 GHz, 5 GHz WLAN, WLAN 6E, Bluetooth, NFC	WHO0404M
	Mode	Serial Number															
	LTE B2 Upper	WHO0401M															
	LTE B41, LTE B66 Lower Head	WHO0401M, WHO0403M															
	NR n5 Lower	WHO0401M, WHO0409M															
	LTE B25, UMTS B2, B4 NR n25/n66 Lower/Upper	WHO0403M															
	LTE B5/26 Lower/Upper, LTE B12/13 LTE B66 Lower Body, LTE B66 Upper, GSM1900	WHO0409M															
	GSM850 Lower/Upper, UMTS Band 5 Lower/Upper NR n41, NR n41 SRS 1,2,3 NR n5 Upper, NR n77, NR n77 SRS1,2,3	WHO0410M															
	2.4 GHz, 5 GHz WLAN, WLAN 6E, Bluetooth, NFC	WHO0404M															
	The manufacturer has confirmed that the devices tested have the same physical, mechanical and thermal characteristics are within operational tolerances expected for production units.																

This WWAN Mode of DUT is equipped with an S.LSI chipset to which the Samsung S.LSI proprietary TAS (Time Average SAR) algorithm is applied. and also This equipment contains the Qualcomm modem supporting WLAN Smart Transmit operations.

This DUT is enabled with the Samsung S.LSI proprietary TAS (Time Average SAR) algorithm for WWAN Mode and also Qualcomm Smart Transmit feature for WLAN Mode to control and manage transmitting power in real time and to ensure at all times the time-averaged RF exposure is in compliance with the FCC requirement

FCC RF exposure limit is based on time averaged RF exposure. The SAR regulatory specification is defined over certain measurement duration allowing for time-averaging. The Samsung S.LSI proprietary TAS (Time Average SAR) algorithm has been designed to meet the compliance limits over the required duration, while still allowing dynamic control of transmit power to satisfy the performance of the system.

This feature performs time averaging SAR algorithm in real time to control and manage transmitting power and ensure the time-averaged RF exposure is in compliance with FCC requirements all the time.

The WLAN mode are not controlled by The Samsung S.LSI proprietary TAS (Time Average SAR) algorithm. This equipment contains the Qualcomm modem supporting WLAN Smart Transmit algorithm for TAS operations This feature performs time averaging algorithm in real time to control and manage transmitting power and ensure the time-averaged RF exposure is in compliance with FCC requirements all the time. DUT contains BDF File configured for the WLAN Smart transmit algorithm. Only the BT mode of the device did not apply the time averaged SAR algorithm.

The Samsung S.LSI TAS algorithm and Qualcomm Smart transmit algorithm allow the device to transmit at higher power instantaneously, as high as Pmax, when needed, but enforces power limiting to maintain time-averaged transmit power to Plimit. Below table shows Plimit NV settings and maximum tune up output power Pmax configured for this DUT for various transmit conditions (Radio SAR indicator RSI for Head /Body SAR of WWAN Mode, Device State Index RSI for WLAN mode). Note that the device uncertainty for sub-6GHz WLAN/WWAN is 1.0dB for this DUT.

The purpose of this report is to demonstrate that the DUT meets FCC SAR limits when transmitting in static transmission configurations at Plimit specified by manufacturer.

Measurement Condition: All conducted power and SAR measurements in this report were performed by Plimit in static Power condition.

Plim values in green indicate Plimit < Pmax			Plim values in gray indicate Plimit > Pmax				
Plimit corresponding to 1 W/kg (1g) 2.5W/kg(10g) SAR_Design_target			Pmax		Pmax		
SAR Exposure Position			Head (RCV ON)	Hotspot (Hotspot on)	Phablet /Earjack	Maximum Tune-up Output Power (Burst Average Power) [dBm]	Maximum Tune-up Output Power (Frame Averaged Power) [dBm]
Averaging volume			1g	1g	10g		
seperation Distance			0 mm	10 mm	0 mm		
Mode	Band	Antenna	RSI=1	RSI=0	RSI=0		
GSM/GPRS/EDGE	850	Sub 1	20.8	26.2		28.5	24.2
GSM/GPRS/EDGE	850	MAIN 1	37.6	28.4		29.0	24.7
GSM/GPRS/EDGE	1900	MAIN 1	18.8	18.8		29.0	20.0
UMTS	2	MAIN 1	32.6	18.5		23.0	23.0
UMTS	4	MAIN 1	34.1	19.0		23.0	23.0
UMTS	5	Sub 1	19.0	25.3		24.0	24.0
UMTS	5	MAIN 1	36.8	26.7		24.0	24.0
LTE FDD	25(2)	MAIN 1	32.6	17.0		23.0	23.0
LTE FDD	2	Sub 2	17.0	19.0		23.0	23.0
LTE FDD	66(4)	MAIN 1	33.6	17.0		23.0	23.0
LTE FDD	66(4)	Sub 2	17.0	19.0		23.0	23.0
LTE FDD	12	MAIN 1	34.8	27.9		24.0	24.0
LTE FDD	13	MAIN 1	34.3	29.7		24.0	24.0
LTE FDD	5	Sub 1	19.5	27.0		24.0	24.0
LTE FDD	5	MAIN 1	34.2	27.1		24.0	24.0
LTE FDD	26	Sub 1	19.5	26.3		24.0	24.0
LTE FDD	26	MAIN 1	34.5	27.7		24.0	24.0
LTE TDD PC3	41	MAIN 2	31.3	19.5		23.0	21.0
LTE TDD PC2	41	MAIN 2	31.5	20.0		25.5	21.9
NR FDD	25(2)	MAIN 1	33.1	17.0		23.5	23.5
NR FDD	25(2)	Sub 2	17.0	19.0		23.0	23.0
NR FDD	26(5)	MAIN 1	36.3	27.0		24.0	24.0
NR FDD	26(5)	Sub 1	20.0	27.2		24.0	24.0
NR TDD SRS 0 PC2	41	MAIN 2	14.0	17.0		24.0	24.0
NR TDD SRS 1 PC2	41	Sub 2	10.0	13.0		24.0	24.0
NR TDD SRS 2	41	E	12.0	14.0		21.5	21.5
NR TDD SRS 3	41	D	7.5	9.5		17.0	17.0
NR FDD	66	MAIN 1	33.4	17.5		23.0	23.0
NR FDD	66	Sub 2	17.5	18.5		23.0	23.0
NR TDD SRS 0 PC2	77	Sub 2	13.5	14.5		24.5	24.5
NR TDD SRS 1	77	C	12.0	13.5		23.0	23.0
NR TDD SRS 2	77	I	12.3	13.8		23.3	23.3
NR TDD SRS 3	77	D	11.5	12.5		21.5	21.5
NR TDD SRS 0 PC2	77 DoD	Sub 2	13.5	14.5		24.5	24.5
NR TDD SRS 1	77 DoD	C	12.0	13.5		23.0	23.0
NR TDD SRS 2	77 DoD	I	12.3	13.8		23.3	23.3
NR TDD SRS 3	77 DoD	D	11.5	12.5		21.5	21.5

Plim values in green indicate Plimit < Pmax			Plim values in green indicate Plimit > Pmax				
Plimit corresponding to 1 W/kg (1g) 2.5W/kg(10g) SAR_Design_target			Pmax		Pmax		
SAR Exposure Position			Head (RCV ON)	Hotspot (Hotspot on)	Phablet /Earjack	Maximum Tune-up Output Power (Burst Average Power) [dBm]	Maximum Tune-up Output Power (Frame Averaged Power) [dBm]
Averaging volume			1g	1g	10g		
seperation Distance			0 mm	10 mm	0 mm		
Mode	Band	Antenna	DSI=1	DSI=0	DSI=0		
WLAN	2.4	Sub 4	13.0	21.2		17.0	17.0
WLAN	2.4	Sub 6	13.0	23.2		17.0	17.0
WLAN	5	Sub 4	12.0	15.5		15.0	15.0
WLAN	5	Sub 1	12.0	21.4		15.0	15.0
WLAN	6	Sub 4	8.0	17.8		9.0	9.0
WLAN	6	Sub 1	8.0	19.4		9.0	9.0
BT	2.4	Sub 4	12.5	21.9		16.0	16.0
BT	2.4	Sub 6	12.5	21.6		16.0	16.0

*Note all P_{limit} and maximum tune up output power P_{max} levels entered in above Table correspond to average power levels after accounting for duty cycle in the case of TDD modulation schemes (for e.g., GSM, LTE TDD, 5G NR TDD).

*The maximum time-averaged output power (dBm) for any 2G/3G/4G/5G WWAN/WLAN technology, band, and SAR Exposure condition=minimum of "P_{limit}" and "Maximum tune up output power :P_{max}" + 1dB device uncertainty. The maximum time averaged output power means P_{limit} for each modes SAR values in this report were scaled to the maximum allowed output power to determine compliance per KDB Publication 447498 D04v01.

4.3 Nominal and Maximum Output Power Specifications

This device operates using the following maximum output power specifications. SAR values were scaled to the maximum allowed power to determine compliance per KDB publication 447498 D04v01.

4.3.1 3G/4G/5G Nominal Output Power

A. GSM Modes

(Tolerance: Nominal Power -1.5 dB ~ Nominal Power +1.0 dB)

GSM/GPRS/EDGE 850 (Ant A) : Nominal Power									
Power Level	Voice (in dBm)	Data - Burst Average GMSK (in dBm)				Data - Burst Average 8-PSK (in dBm)			
	1 TX Slot	1 TX Slots	2 TX Slots	3 TX Slots	4 TX Slots	1 TX Slots	2 TX Slots	3 TX Slots	4 TX Slots
Pmax	33.0	33.0	30.5	29.0	27.5	26.5	24.5	23.3	22.1
Free (RSI 0) =RCV (RSI 1) = HOTSPOT (RSI 2)	33.0	33.0	30.5	29.0	27.5	26.5	24.5	23.3	22.1
Power Level	Voice (in dBm)	Data - Frame Average GMSK (in dBm)				Data - Frame Average 8-PSK (in dBm)			
	1 TX Slot	1 TX Slots	2 TX Slots	3 TX Slots	4 TX Slots	1 TX Slots	2 TX Slots	3 TX Slots	4 TX Slots
Pmax	23.8	23.8	24.3	24.6	24.3	17.3	18.3	18.9	18.9
Free (RSI 0)=RCV(RSI 1) = HOTSPOT(RSI 2)	23.8	23.8	24.3	24.6	24.3	17.3	18.3	18.9	18.9
GSM/GPRS/EDGE 850 (Ant E) : Nominal Power									
Power Level	Voice (in dBm)	Data - Burst Average GMSK (in dBm)				Data - Burst Average 8-PSK (in dBm)			
	1 TX Slot	1 TX Slots	2 TX Slots	3 TX Slots	4 TX Slots	1 TX Slots	2 TX Slots	3 TX Slots	4 TX Slots
Pmax	32.5	32.5	30.0	28.5	27.0	26.5	24.5	23.3	22.1
Free (RSI 0) = HOTSPOT (RSI 2)	32.5	32.5	30.0	28.5	27.0	26.5	24.5	23.3	22.1
RCV	28.0	28.0	25.0	24.0	22.5	26.0	24.0	22.8	21.5
Power Level	Voice (in dBm)	Data - Frame Average GMSK (in dBm)				Data - Frame Average 8-PSK (in dBm)			
	1 TX Slot	1 TX Slots	2 TX Slots	3 TX Slots	4 TX Slots	1 TX Slots	2 TX Slots	3 TX Slots	4 TX Slots
Pmax	23.3	23.3	23.8	24.1	23.8	17.3	18.3	18.9	18.9
Free (RSI 0)= HOTSPOT (RSI 2)	23.3	23.3	23.8	24.1	23.8	17.3	18.3	18.9	18.9
RCV	20.8	20.8	21.3	21.6	21.3	14.8	15.8	16.4	16.4
GSM/GPRS/EDGE 1900(Ant A) : Nominal Power									
Power Level	Voice (in dBm)	Data - Burst Average GMSK (in dBm)				Data - Burst Average 8-PSK (in dBm)			
	1 TX Slot	1 TX Slots	2 TX Slots	3 TX Slots	4 TX Slots	1 TX Slots	2 TX Slots	3 TX Slots	4 TX Slots
Pmax	29.0	29.0	26.5	24.5	22.5	25.5	23.5	21.5	19.5
Free (RSI 0)=RCV (RSI 1) = HOTSPOT (RSI 2)	28.0	28.0	24.0	22.0	20.0	25.5	23.5	21.5	19.5
Power Level	Voice (in dBm)	Data - Frame Average GMSK (in dBm)				Data - Burst Average 8-PSK (in dBm)			
	1 TX Slot	1 TX Slots	2 TX Slots	3 TX Slots	4 TX Slots	1 TX Slots	2 TX Slots	3 TX Slots	4 TX Slots
Pmax	19.8	19.8	20.3	20.1	19.3	16.3	17.3	17.1	16.3
Free (RSI 0)=RCV (RSI 1) = HOTSPOT (RSI 2)	18.8	18.8	17.8	17.6	16.8	16.3	17.3	17.1	16.3

B. UMTS Modes

(Tolerance: Nominal Power -1.5 dB ~ Nominal Power +1.0 dB)

UMTS Band 5 (850 MHz) (Ant A) : Nominal Power					
Mode / Band	Modulated Average Output Power (in dBm)				
	Pmax	Free (RSI 0)	RCV (RSI 1)	HOTSPOT (RSI 2)	Earjack
3GPP WCDMA Rel 99	24.0	24.0	24.0	24.0	N/A
3GPP HSDPA Rel 5	23.0	23.0	23.0	23.0	N/A
3GPP HSUPA Rel 6	22.0	22.0	22.0	22.0	N/A
3GPP DC-HSDPA Rel 8	23.0	23.0	23.0	23.0	N/A
UMTS Band 5 (850 MHz) (Ant E) : Nominal Power					
Mode / Band	Modulated Average Output Power (in dBm)				
	Pmax	Free (RSI 0)	RCV (RSI 1)	HOTSPOT (RSI 2)	Earjack
3GPP WCDMA Rel 99	24.0	24.0	19.0	24.0	N/A
3GPP HSDPA Rel 5	23.0	23.0	17.5	23.0	N/A
3GPP HSUPA Rel 6	22.0	22.0	17.0	22.0	N/A
3GPP DC-HSDPA Rel 8	23.0	23.0	18.0	23.0	N/A
UMTS Band 4 (1750 MHz) (Ant A) : Nominal Power					
Mode / Band	Modulated Average Output Power (in dBm)				
	Pmax	Free (RSI 0)	RCV (RSI 1)	HOTSPOT (RSI 2)	Earjack
3GPP WCDMA Rel 99	23.0	19.0	23.0	19.0	N/A
3GPP HSDPA Rel 5	22.0	18.0	22.0	18.0	N/A
3GPP HSUPA Rel 6	21.0	16.0	21.0	16.0	N/A
3GPP DC-HSDPA Rel 8	22.0	17.0	22.0	17.0	N/A
UMTS Band 2 (1900 MHz) (Ant A) : Nominal Power					
Mode / Band	Modulated Average Output Power (in dBm)				
	Pmax	Free (RSI 0)	RCV (RSI 1)	HOTSPOT (RSI 2)	Earjack
3GPP WCDMA Rel 99	23.0	18.5	23.0	18.5	N/A
3GPP HSDPA Rel 5	22.0	17.5	22.0	17.5	N/A
3GPP HSUPA Rel 6	21.0	16.0	21.0	16.0	N/A
3GPP DC-HSDPA Rel 8	22.0	16.5	22.0	16.5	N/A

C. LTE Modes

(Tolerance: Nominal Power -1.5 dB ~ Nominal Power +1.0 dB)

Mode / Band	Modulated Average Output Power (in dBm) Nominal Power				
	Pmax	Free (RSI 0)	RCV (RSI 1)	HOTSPOT (RSI 2)	Earjack
LTE FDD Band 12 (Ant A)	24.0	24.0	24.0	24.0	N/A
LTE FDD Band 17 (Ant A)	24.0	24.0	24.0	24.0	N/A
LTE FDD Band 13 (Ant A)	24.0	24.0	24.0	24.0	N/A
LTE FDD Band 26 (Ant A)	24.0	24.0	24.0	24.0	N/A
LTE FDD Band 26 (Ant E)	24.0	24.0	19.5	24.0	N/A
LTE FDD Band 5 (Ant A)	24.0	24.0	24.0	24.0	N/A
LTE FDD Band 5 (Ant E)	24.0	24.0	19.5	24.0	N/A
LTE FDD Band 25	23.0	17.0	23.0	17.0	N/A
LTE FDD Band 66 (Ant A)	23.0	17.0	23.0	17.0	N/A
LTE FDD Band 66 (Ant F)	23.0	19.0	17.0	19.0	N/A
LTE FDD Band 4 (Ant A)	23.0	17.0	23.0	17.0	N/A
LTE FDD Band 4 (Ant F)	23.0	19.0	17.0	19.0	N/A
LTE FDD Band 2 (Ant A)	23.0	17.0	23.0	17.0	N/A
LTE FDD Band 2 (Ant F)	23.0	19.0	17.0	19.0	N/A
LTE TDD Band 41	23.0	21.5	23.0	21.5	N/A
LTE TDD Band 41 (PC2)	25.5	23.6	25.5	23.6	N/A

D. 5G NR SUB 6

(Tolerance: Nominal Power -1.5 dB ~ Nominal Power +1.0 dB)

Mode / Band	Modulated Average Output Power (in dBm) Nominal Power				
	Pmax	Free (RSI 0)	RCV (RSI 1)	HOTSPOT (RSI 2)	Earjack
NR FDD Band 5 (Ant A)	24.0	24.0	24.0	24.0	N/A
NR FDD Band 5 (Ant E)	24.0	24.0	20.0	24.0	N/A
NR FDD Band 2 (Ant A)	23.5	17.0	23.5	17.0	N/A
NR FDD Band 2 (Ant F)	23.0	19.0	17.0	19.0	N/A
NR FDD Band 25 (Ant A)	23.5	17.0	23.5	17.0	N/A
NR FDD Band 25 (Ant F)	23.0	19.0	17.0	19.0	N/A
NR FDD Band 66 (Ant A)	23.0	17.5	23.0	17.5	N/A
NR FDD Band 66 (Ant F)	23.0	18.5	17.5	18.5	N/A
Mode / Band	Frame Average Output Power (in dBm) Nominal Power				
	TAS Off	TAS On - 100% duty Plimit			
Mode / Band	Pmax	Free (RSI 0)	RCV (RSI 1)	HOTSPOT (RSI 2)	Earjack
NR TDD Band 41 (AntF, SUB2, SRS0)	24.0	17.0	14.0	17.0	N/A
NR TDD Band 41 (AntB, MAIN2, SRS1)	20.5	13.0	10.0	13.0	N/A
NR TDD Band 41 (AntE, SUB1, SRS2)	21.5	14.0	12.0	14.0	N/A
NR TDD Band 41 (AntD, MAIN4, SRS3)	17.0	9.5	7.5	9.5	N/A
NR TDD Band 77 (AntF, SUB2, SRS0)	24.5	14.5	13.5	14.5	N/A
NR TDD Band 77 (AntC, MAIN3, SRS1)	23.0	13.5	11.0	13.5	N/A
NR TDD Band 77 (AntI, SUB5, SRS2)	23.3	13.8	12.3	13.8	N/A
NR TDD Band 77 (AntD, MAIN4, SRS3)	21.5	12.5	11.5	12.5	N/A

4.3.2 Maximum 2.4 GHz, 5 GHz, 6 GHz WIFI output power

a. Maximum Power (Pmax)

Mode	Band	SISO(ANT1=ANT2)						MIMO					
		a	b	g	n	ac	ax(SU)	a	b	g	n	ac	ax(SU)
2.4GHz	1ch		17	15	15	15	15		20	18	18	18	18
	2-11ch		17	16	16	16	16		20	19	19	19	19
	12ch		5	5	5	5	5		8	8	8	8	8
	13ch		-1	-1	-1	-1	-1		2	2	2	2	2
5GHz (20MHz)	U-NII-1	15			15	15	15	18			18	18	18
	U-NII-2A	15			15	15	15	18			18	18	18
	U-NII-2C	15			15	15	15	18			18	18	18
	U-NII-3	15			15	15	15	18			18	18	18
	U-NII-4	15			15	15	15	18			18	18	18
5GHz (40MHz)	U-NII-1				14	14	14				17	17	17
	U-NII-2A				14	14	14				17	17	17
	U-NII-2C				14	14	14				17	17	17
	U-NII-3				14	14	14				17	17	17
	U-NII-4				14	14	14				17	17	17
5GHz (80MHz)	U-NII-1					14	14					17	17
	U-NII-2A					14	14					17	17
	U-NII-2C					14	14					17	17
	U-NII-3					14	14					17	17
	U-NII-4					14	14					17	17
5GHz (160MHz)	U-NII-1/2A					13	13					16	16
	U-NII-2C					13	13					16	16
	U-NII-3/4					13	13					16	16
6GHz - SP (20MHz)	U-NII-5	9					9	12					12
	U-NII-6												
	U-NII-7	9					9	12					12
	U-NII-8												
6GHz - SP (40MHz)	U-NII-5						9						12
	U-NII-6												
	U-NII-7						9						12
	U-NII-8												
6GHz - SP (80MHz)	U-NII-5						9						12
	U-NII-6												
	U-NII-7						9						12
	U-NII-8												
6GHz - SP (160MHz)	U-NII-5						9						12
	U-NII-6												
	U-NII-7						9						12
	U-NII-8												
6GHz - LPI (20MHz)	U-NII-5	9					9	12					12
	U-NII-6	9					9	12					12
	U-NII-7	9					9	12					12
	U-NII-8	9					9	12					12
6GHz - LPI (40MHz)	U-NII-5						9						12
	U-NII-6						9						12
	U-NII-7						9						12
	U-NII-8						9						12
6GHz - LPI (80MHz)	U-NII-5						9						12
	U-NII-6						9						12
	U-NII-7						9						12
	U-NII-8						9						12
6GHz - LPI (160MHz)	U-NII-5						9						12
	U-NII-6						9						12
	U-NII-7						9						12
	U-NII-8						9						12

(Tolerance: target -1.5dB, +1dB)

b. Plimit - Free (DSI = 0)

Mode	Band	SISO(ANT1=ANT2)						MIMO					
		a	b	g	n	ac	ax(SU)	a	b	g	n	ac	ax(SU)
2.4GHz	1ch		17	15	15	15	15		20	18	18	18	18
	2-11ch		17	16	16	16	16		20	19	19	19	19
	12ch		5	5	5	5	5		8	8	8	8	8
	13ch		-1	-1	-1	-1	-1		2	2	2	2	2
5GHz (20MHz)	U-NII-1	15			15	15	15	18			18	18	18
	U-NII-2A	15			15	15	15	18			18	18	18
	U-NII-2C	15			15	15	15	18			18	18	18
	U-NII-3	15			15	15	15	18			18	18	18
	U-NII-4	15			15	15	15	18			18	18	18
5GHz (40MHz)	U-NII-1				14	14	14				17	17	17
	U-NII-2A				14	14	14				17	17	17
	U-NII-2C				14	14	14				17	17	17
	U-NII-3				14	14	14				17	17	17
	U-NII-4				14	14	14				17	17	17
5GHz (80MHz)	U-NII-1					14	14					17	17
	U-NII-2A					14	14					17	17
	U-NII-2C					14	14					17	17
	U-NII-3					14	14					17	17
	U-NII-4					14	14					17	17
5GHz (160MHz)	U-NII-1/2A					13	13					16	16
	U-NII-2C					13	13					16	16
	U-NII-3/4					13	13					16	16
6GHz - SP (20MHz)	U-NII-5	8					8	11					11
	U-NII-6												
	U-NII-7	8					8	11					11
	U-NII-8												
6GHz - SP (40MHz)	U-NII-5						8						11
	U-NII-6												
	U-NII-7						8						11
	U-NII-8												
6GHz - SP (80MHz)	U-NII-5						8						11
	U-NII-6												
	U-NII-7						8						11
	U-NII-8												
6GHz - SP (160MHz)	U-NII-5						8						11
	U-NII-6												
	U-NII-7						8						11
	U-NII-8												
6GHz - LPI (20MHz)	U-NII-5	8					8	11					11
	U-NII-6	8					8	11					11
	U-NII-7	8					8	11					11
	U-NII-8	8					8	11					11
6GHz - LPI (40MHz)	U-NII-5						8						11
	U-NII-6						8						11
	U-NII-7						8						11
	U-NII-8						8						11
6GHz - LPI (80MHz)	U-NII-5						8						11
	U-NII-6						8						11
	U-NII-7						8						11
	U-NII-8						8						11
6GHz - LPI (160MHz)	U-NII-5						8						11
	U-NII-6						8						11
	U-NII-7						8						11
	U-NII-8						8						11

(Tolerance: target -1.5dB, +1dB)

c. Plimit – RCV on (DSI = 1)

Mode	Band	SISO(ANT1=ANT2)						MIMO						
		a	b	g	n	ac	ax(SU)	a	b	g	n	ac	ax(SU)	
2.4GHz	1-11ch		13	13	13	13	13		16	16	16	16	16	
	12ch		5	5	5	5	5		8	8	8	8	8	
	13ch		-1	-1	-1	-1	-1	-1		2	2	2	2	2
5GHz (20MHz)	U-NII-1	12			12	12	12	15				15	15	15
	U-NII-2A	12			12	12	12	15				15	15	15
	U-NII-2C	12			12	12	12	15				15	15	15
	U-NII-3	12			12	12	12	15				15	15	15
	U-NII-4	12			12	12	12	15				15	15	15
5GHz (40MHz)	U-NII-1				12	12	12					15	15	15
	U-NII-2A				12	12	12					15	15	15
	U-NII-2C				12	12	12					15	15	15
	U-NII-3				12	12	12					15	15	15
	U-NII-4				12	12	12					15	15	15
5GHz (80MHz)	U-NII-1					12	12						15	15
	U-NII-2A					12	12						15	15
	U-NII-2C					12	12						15	15
	U-NII-3					12	12						15	15
	U-NII-4					12	12						15	15
5GHz (160MHz)	U-NII-1/2A					12	12						15	15
	U-NII-2C					12	12						15	15
	U-NII-3/4					12	12						15	15
6GHz - SP (20MHz)	U-NII-5	8					8	11						11
	U-NII-6													
	U-NII-7	8					8	11						11
	U-NII-8													
6GHz - SP (40MHz)	U-NII-5						8							11
	U-NII-6													
	U-NII-7						8							11
	U-NII-8													
6GHz - SP (80MHz)	U-NII-5						8							11
	U-NII-6													
	U-NII-7						8							11
	U-NII-8													
6GHz - SP (160MHz)	U-NII-5						8							11
	U-NII-6													
	U-NII-7						8							11
	U-NII-8													
6GHz - LPI (20MHz)	U-NII-5	8					8	11						11
	U-NII-6	8					8	11						11
	U-NII-7	8					8	11						11
	U-NII-8	8					8	11						11
6GHz - LPI (40MHz)	U-NII-5						8							11
	U-NII-6						8							11
	U-NII-7						8							11
	U-NII-8						8							11
6GHz - LPI (80MHz)	U-NII-5						8							11
	U-NII-6						8							11
	U-NII-7						8							11
	U-NII-8						8							11
6GHz - LPI (160MHz)	U-NII-5						8							11
	U-NII-6						8							11
	U-NII-7						8							11
	U-NII-8						8							11

(Tolerance: target -1.5dB, +1dB)

d. Plimit – NR active (DSI = 8)

Mode	Band	SISO(ANT1=ANT2)						MIMO						
		a	b	g	n	ac	ax(SU)	a	b	g	n	ac	ax(SU)	
2.4GHz	1-11ch		13	13	13	13	13		16	16	16	16	16	
	12ch		5	5	5	5	5		8	8	8	8	8	
	13ch		-1	-1	-1	-1	-1	-1		2	2	2	2	2
5GHz (20MHz)	U-NII-1	12			12	12	12	15				15	15	15
	U-NII-2A	12			12	12	12	15				15	15	15
	U-NII-2C	12			12	12	12	15				15	15	15
	U-NII-3	12			12	12	12	15				15	15	15
	U-NII-4	12			12	12	12	15				15	15	15
5GHz (40MHz)	U-NII-1				12	12	12				15	15	15	
	U-NII-2A				12	12	12				15	15	15	
	U-NII-2C				12	12	12				15	15	15	
	U-NII-3				12	12	12				15	15	15	
	U-NII-4				12	12	12				15	15	15	
5GHz (80MHz)	U-NII-1					12	12					15	15	
	U-NII-2A					12	12					15	15	
	U-NII-2C					12	12					15	15	
	U-NII-3					12	12					15	15	
	U-NII-4					12	12					15	15	
5GHz (160MHz)	U-NII-1/2A					12	12					15	15	
	U-NII-2C					12	12					15	15	
	U-NII-3/4					12	12					15	15	
6GHz - SP (20MHz)	U-NII-5	8					8	11					11	
	U-NII-6													
	U-NII-7	8					8	11					11	
	U-NII-8													
6GHz - SP (40MHz)	U-NII-5						8						11	
	U-NII-6													
	U-NII-7						8						11	
	U-NII-8													
6GHz - SP (80MHz)	U-NII-5						8						11	
	U-NII-6													
	U-NII-7						8						11	
	U-NII-8													
6GHz - SP (160MHz)	U-NII-5						8						11	
	U-NII-6													
	U-NII-7						8						11	
	U-NII-8													
6GHz - LPI (20MHz)	U-NII-5	8					8	11					11	
	U-NII-6	8					8	11					11	
	U-NII-7	8					8	11					11	
	U-NII-8	8					8	11					11	
6GHz - LPI (40MHz)	U-NII-5						8						11	
	U-NII-6						8						11	
	U-NII-7						8						11	
	U-NII-8						8						11	
6GHz - LPI (80MHz)	U-NII-5						8						11	
	U-NII-6						8						11	
	U-NII-7						8						11	
	U-NII-8						8						11	
6GHz - LPI (160MHz)	U-NII-5						8						11	
	U-NII-6						8						11	
	U-NII-7						8						11	
	U-NII-8						8						11	

(Tolerance: target -1.5dB, +1dB)

e. Plimit – NR + RCV active (DSI = 9)

Mode	Band	SISO(ANT1=ANT2)						MIMO					
		a	b	g	n	ac	ax(SU)	a	b	g	n	ac	ax(SU)
2.4GHz	1-11ch		13	13	13	13	13		16	16	16	16	16
	12ch		5	5	5	5	5		8	8	8	8	8
	13ch		-1	-1	-1	-1	-1		2	2	2	2	2
5GHz (20MHz)	U-NII-1	12			12	12	12	15			15	15	15
	U-NII-2A	12			12	12	12	15			15	15	15
	U-NII-2C	12			12	12	12	15			15	15	15
	U-NII-3	12			12	12	12	15			15	15	15
	U-NII-4	12			12	12	12	15			15	15	15
5GHz (40MHz)	U-NII-1				12	12	12				15	15	15
	U-NII-2A				12	12	12				15	15	15
	U-NII-2C				12	12	12				15	15	15
	U-NII-3				12	12	12				15	15	15
	U-NII-4				12	12	12				15	15	15
5GHz (80MHz)	U-NII-1					12	12					15	15
	U-NII-2A					12	12					15	15
	U-NII-2C					12	12					15	15
	U-NII-3					12	12					15	15
	U-NII-4					12	12					15	15
5GHz (160MHz)	U-NII-1/2A					12	12					15	15
	U-NII-2C					12	12					15	15
	U-NII-3/4					12	12					15	15
6GHz - SP (20MHz)	U-NII-5	8					8	11					11
	U-NII-6												
	U-NII-7	8					8	11					11
	U-NII-8												
6GHz - SP (40MHz)	U-NII-5						8						11
	U-NII-6												
	U-NII-7						8						11
	U-NII-8												
6GHz - SP (80MHz)	U-NII-5						8						11
	U-NII-6												
	U-NII-7						8						11
	U-NII-8												
6GHz - SP (160MHz)	U-NII-5						8						11
	U-NII-6												
	U-NII-7						8						11
	U-NII-8												
6GHz - LPI (20MHz)	U-NII-5	8					8	11					11
	U-NII-6	8					8	11					11
	U-NII-7	8					8	11					11
	U-NII-8	8					8	11					11
6GHz - LPI (40MHz)	U-NII-5						8						11
	U-NII-6						8						11
	U-NII-7						8						11
	U-NII-8						8						11
6GHz - LPI (80MHz)	U-NII-5						8						11
	U-NII-6						8						11
	U-NII-7						8						11
	U-NII-8						8						11
6GHz - LPI (160MHz)	U-NII-5						8						11
	U-NII-6						8						11
	U-NII-7						8						11
	U-NII-8						8						11

(Tolerance: target -1.5dB, +1dB)

f. 802.11ax RU Tx power Tables (Pmax)

Mode	Band	SISO(ANT1=ANT2)							
		26T	52T	106T	242T	484T	996T	996 * 2T	996 * 4T
2.4GHz	1ch	13	14	15	15				
	2-11ch	13	14	15	16				
	12ch	5	5	5	5				
	13ch	-1	-1	-1	-1				
5GHZ (20MHz)	U-NII-1	12	14	15	15				
	U-NII-2A	12	14	15	15				
	U-NII-2C	12	14	15	15				
	U-NII-3	12	14	15	15				
	U-NII-4	12	14	15	15				
5GHZ (40MHz)	U-NII-1	12	14	15	15	14			
	U-NII-2A	12	14	15	15	14			
	U-NII-2C	12	14	15	15	14			
	U-NII-3	12	14	15	15	14			
	U-NII-4	12	14	15	15	14			
5GHZ (80MHz)	U-NII-1	12	14	15	15	14	14		
	U-NII-2A	12	14	15	15	14	14		
	U-NII-2C	12	14	15	15	14	14		
	U-NII-3	12	14	15	15	14	14		
	U-NII-4	12	14	15	15	14	14		
5GHZ (160MHz)	U-NII-1/2A	12	14	15	15	14	14	14	
	U-NII-2C	12	14	15	15	14	14	14	
	U-NII-3/4	12	14	15	15	14	14	14	
	U-NII-5	-2	1	4	9				
6GHZ - SP (20MHz)	U-NII-6								
	U-NII-7	-2	1	4	9				
	U-NII-8								
	U-NII-5	-2	1	4	9	9			
6GHZ - SP (40MHz)	U-NII-6								
	U-NII-7	-2	1	4	9	9			
	U-NII-8								
	U-NII-5	-2	1	4	9	9	9		
6GHZ - SP (80MHz)	U-NII-6								
	U-NII-7	-2	1	4	9	9	9		
	U-NII-8								
	U-NII-5	-2	1	4	9	9	9	9	
6GHZ - SP (160MHz)	U-NII-6								
	U-NII-7	-2	1	4	9	9	9	9	
	U-NII-8								
	U-NII-5	-2	1	4	9	9	9	9	
6GHZ - LPI (20MHz)	U-NII-6	-2	1	4	9				
	U-NII-7	-2	1	4	9				
	U-NII-8	-2	1	4	9				
	U-NII-5	-2	1	4	9	9			
6GHZ - LPI (40MHz)	U-NII-6	-2	1	4	9	9			
	U-NII-7	-2	1	4	9	9			
	U-NII-8	-2	1	4	9	9			
	U-NII-5	-2	1	4	9	9	9		
6GHZ - LPI (80MHz)	U-NII-6	-2	1	4	9	9	9		
	U-NII-7	-2	1	4	9	9	9		
	U-NII-8	-2	1	4	9	9	9		
	U-NII-5	-2	1	4	9	9	9	9	
6GHZ - LPI (160MHz)	U-NII-6	-2	1	4	9	9	9	9	
	U-NII-7	-2	1	4	9	9	9	9	
	U-NII-8	-2	1	4	9	9	9	9	
	U-NII-5	-2	1	4	9	9	9	9	

Mode	Band	MIMO							
		26T	52T	106T	242T	484T	996T	996 * 2T	996 * 4T
2.4GHz	1ch	16	17	18	18				
	2-11ch	16	17	18	19				
	12ch	8	8	8	8				
	13ch	2	2	2	2				
5GHZ (20MHz)	U-NII-1	15	17	18	18				
	U-NII-2A	15	17	18	18				
	U-NII-2C	15	17	18	18				
	U-NII-3	15	17	18	18				
	U-NII-4	15	17	18	18				
5GHZ (40MHz)	U-NII-1	15	17	18	18	17			
	U-NII-2A	15	17	18	18	17			
	U-NII-2C	15	17	18	18	17			
	U-NII-3	15	17	18	18	17			
	U-NII-4	15	17	18	18	17			
5GHZ (80MHz)	U-NII-1	15	17	18	18	17	17		
	U-NII-2A	15	17	18	18	17	17		
	U-NII-2C	15	17	18	18	17	17		
	U-NII-3	15	17	18	18	17	17		
	U-NII-4	15	17	18	18	17	17		
5GHZ (160MHz)	U-NII-1/2A	15	17	18	18	17	17	17	
	U-NII-2C	15	17	18	18	17	17	17	
	U-NII-3/4	15	17	18	18	17	17	17	
6GHZ - SP (20MHz)	U-NII-5	1	4	7	12				
	U-NII-6								
	U-NII-7	1	4	7	12				
	U-NII-8								
6GHZ - SP (40MHz)	U-NII-5	1	4	7	12	12			
	U-NII-6								
	U-NII-7	1	4	7	12	12			
	U-NII-8								
6GHZ - SP (80MHz)	U-NII-5	1	4	7	12	12	12		
	U-NII-6								
	U-NII-7	1	4	7	12	12	12		
	U-NII-8								
6GHZ - SP (160MHz)	U-NII-5	1	4	7	12	12	12	12	
	U-NII-6								
	U-NII-7	1	4	7	12	12	12	12	
	U-NII-8								
6GHZ - LPI (20MHz)	U-NII-5	1	4	7	12				
	U-NII-6	1	4	7	12				
	U-NII-7	1	4	7	12				
	U-NII-8	1	4	7	12				
6GHZ - LPI (40MHz)	U-NII-5	1	4	7	12	12			
	U-NII-6	1	4	7	12	12			
	U-NII-7	1	4	7	12	12			
	U-NII-8	1	4	7	12	12			
6GHZ - LPI (80MHz)	U-NII-5	1	4	7	12	12	12		
	U-NII-6	1	4	7	12	12	12		
	U-NII-7	1	4	7	12	12	12		
	U-NII-8	1	4	7	12	12	12		
6GHZ - LPI (160MHz)	U-NII-5	1	4	7	12	12	12	12	
	U-NII-6	1	4	7	12	12	12	12	
	U-NII-7	1	4	7	12	12	12	12	
	U-NII-8	1	4	7	12	12	12	12	

g. 802.11ax RU Plimit Tables – Free (DSI = 0)

Mode	Band	SISO(ANT1=ANT2)							
		26T	52T	106T	242T	484T	996T	996 * 2T	996 * 4T
2.4GHz	1ch	13	14	15	15				
	2-11ch	13	14	15	16				
	12ch	5	5	5	5				
	13ch	-1	-1	-1	-1				
5GHZ (20MHz)	U-NII-1	12	14	15	15				
	U-NII-2A	12	14	15	15				
	U-NII-2C	12	14	15	15				
	U-NII-3	12	14	15	15				
	U-NII-4	12	14	15	15				
5GHZ (40MHz)	U-NII-1	12	14	15	15	14			
	U-NII-2A	12	14	15	15	14			
	U-NII-2C	12	14	15	15	14			
	U-NII-3	12	14	15	15	14			
	U-NII-4	12	14	15	15	14			
5GHZ (80MHz)	U-NII-1	12	14	15	15	14	14		
	U-NII-2A	12	14	15	15	14	14		
	U-NII-2C	12	14	15	15	14	14		
	U-NII-3	12	14	15	15	14	14		
	U-NII-4	12	14	15	15	14	14		
5GHZ (160MHz)	U-NII-1/2A	12	14	15	15	14	14	14	
	U-NII-2C	12	14	15	15	14	14	14	
	U-NII-3/4	12	14	15	15	14	14	14	
6GHZ - SP (20MHz)	U-NII-5	-2	1	4	8				
	U-NII-6								
	U-NII-7	-2	1	4	8				
	U-NII-8								
6GHZ - SP (40MHz)	U-NII-5	-2	1	4	8	8			
	U-NII-6								
	U-NII-7	-2	1	4	8	8			
	U-NII-8								
6GHZ - SP (80MHz)	U-NII-5	-2	1	4	8	8	8		
	U-NII-6								
	U-NII-7	-2	1	4	8	8	8		
	U-NII-8								
6GHZ - SP (160MHz)	U-NII-5	-2	1	4	8	8	8	8	
	U-NII-6								
	U-NII-7	-2	1	4	8	8	8	8	
	U-NII-8								
6GHZ - LPI (20MHz)	U-NII-5	-2	1	4	8				
	U-NII-6	-2	1	4	8				
	U-NII-7	-2	1	4	8				
	U-NII-8	-2	1	4	8				
6GHZ - LPI (40MHz)	U-NII-5	-2	1	4	8	8			
	U-NII-6	-2	1	4	8	8			
	U-NII-7	-2	1	4	8	8			
	U-NII-8	-2	1	4	8	8			
6GHZ - LPI (80MHz)	U-NII-5	-2	1	4	8	8	8		
	U-NII-6	-2	1	4	8	8	8		
	U-NII-7	-2	1	4	8	8	8		
	U-NII-8	-2	1	4	8	8	8		
6GHZ - LPI (160MHz)	U-NII-5	-2	1	4	8	8	8	8	
	U-NII-6	-2	1	4	8	8	8	8	
	U-NII-7	-2	1	4	8	8	8	8	
	U-NII-8	-2	1	4	8	8	8	8	

Mode	Band	MIMO							
		26T	52T	106T	242T	484T	996T	996 * 2T	996 * 4T
2.4GHz	1ch	16	17	18	18				
	2-11ch	16	17	18	19				
	12ch	8	8	8	8				
	13ch	2	2	2	2				
5GHz (20MHz)	U-NII-1	15	17	18	18				
	U-NII-2A	15	17	18	18				
	U-NII-2C	15	17	18	18				
	U-NII-3	15	17	18	18				
	U-NII-4	15	17	18	18				
5GHz (40MHz)	U-NII-1	15	17	18	18	17			
	U-NII-2A	15	17	18	18	17			
	U-NII-2C	15	17	18	18	17			
	U-NII-3	15	17	18	18	17			
	U-NII-4	15	17	18	18	17			
5GHz (80MHz)	U-NII-1	15	17	18	18	17	17		
	U-NII-2A	15	17	18	18	17	17		
	U-NII-2C	15	17	18	18	17	17		
	U-NII-3	15	17	18	18	17	17		
	U-NII-4	15	17	18	18	17	17		
5GHz (160MHz)	U-NII-1/2A	15	17	18	18	17	17	17	
	U-NII-2C	15	17	18	18	17	17	17	
	U-NII-3/4	15	17	18	18	17	17	17	
	U-NII-5	1	4	7	11				
6GHz - SP (20MHz)	U-NII-6								
	U-NII-7	1	4	7	11				
	U-NII-8								
	U-NII-5	1	4	7	11	11			
6GHz - SP (40MHz)	U-NII-6								
	U-NII-7	1	4	7	11	11			
	U-NII-8								
	U-NII-5	1	4	7	11	11	11		
6GHz - SP (80MHz)	U-NII-6								
	U-NII-7	1	4	7	11	11	11		
	U-NII-8								
	U-NII-5	1	4	7	11	11	11	11	
6GHz - SP (160MHz)	U-NII-6								
	U-NII-7	1	4	7	11	11	11	11	
	U-NII-8								
	U-NII-5	1	4	7	11	11	11	11	
6GHz - LPI (20MHz)	U-NII-6	1	4	7	11				
	U-NII-7	1	4	7	11				
	U-NII-8	1	4	7	11				
	U-NII-5	1	4	7	11	11			
6GHz - LPI (40MHz)	U-NII-6	1	4	7	11	11			
	U-NII-7	1	4	7	11	11			
	U-NII-8	1	4	7	11	11			
	U-NII-5	1	4	7	11	11	11		
6GHz - LPI (80MHz)	U-NII-6	1	4	7	11	11	11		
	U-NII-7	1	4	7	11	11	11		
	U-NII-8	1	4	7	11	11	11		
	U-NII-5	1	4	7	11	11	11	11	
6GHz - LPI (160MHz)	U-NII-6	1	4	7	11	11	11	11	
	U-NII-7	1	4	7	11	11	11	11	
	U-NII-8	1	4	7	11	11	11	11	
	U-NII-5	1	4	7	11	11	11	11	

h. 802.11ax RU Plimit Tables – RCV on (DSI = 1)

Mode	Band	SISO(ANT1=ANT2)							
		26T	52T	106T	242T	484T	996T	996 * 2T	996 * 4T
2.4GHz	1-11ch	13	13	13	13				
	12ch	5	5	5	5				
	13ch	-1	-1	-1	-1				
5GHz (20MHz)	U-NII-1	12	12	12	12				
	U-NII-2A	12	12	12	12				
	U-NII-2C	12	12	12	12				
	U-NII-3	12	12	12	12				
	U-NII-4	12	12	12	12				
5GHz (40MHz)	U-NII-1	12	12	12	12	12			
	U-NII-2A	12	12	12	12	12			
	U-NII-2C	12	12	12	12	12			
	U-NII-3	12	12	12	12	12			
	U-NII-4	12	12	12	12	12			
5GHz (80MHz)	U-NII-1	12	12	12	12	12	12		
	U-NII-2A	12	12	12	12	12	12		
	U-NII-2C	12	12	12	12	12	12		
	U-NII-3	12	12	12	12	12	12		
	U-NII-4	12	12	12	12	12	12		
5GHz (160MHz)	U-NII-1/2A	12	12	12	12	12	12	12	
	U-NII-2C	12	12	12	12	12	12	12	
	U-NII-3/4	12	12	12	12	12	12	12	
6GHz - SP (20MHz)	U-NII-5	-2	1	4	8				
	U-NII-6								
	U-NII-7	-2	1	4	8				
	U-NII-8								
6GHz - SP (40MHz)	U-NII-5	-2	1	4	8	8			
	U-NII-6								
	U-NII-7	-2	1	4	8	8			
	U-NII-8								
6GHz - SP (80MHz)	U-NII-5	-2	1	4	8	8	8		
	U-NII-6								
	U-NII-7	-2	1	4	8	8	8		
	U-NII-8								
6GHz - SP (160MHz)	U-NII-5	-2	1	4	8	8	8	8	
	U-NII-6								
	U-NII-7	-2	1	4	8	8	8	8	
	U-NII-8								
6GHz - LPI (20MHz)	U-NII-5	-2	1	4	8				
	U-NII-6	-2	1	4	8				
	U-NII-7	-2	1	4	8				
	U-NII-8	-2	1	4	8				
6GHz - LPI (40MHz)	U-NII-5	-2	1	4	8	8			
	U-NII-6	-2	1	4	8	8			
	U-NII-7	-2	1	4	8	8			
	U-NII-8	-2	1	4	8	8			
6GHz - LPI (80MHz)	U-NII-5	-2	1	4	8	8	8		
	U-NII-6	-2	1	4	8	8	8		
	U-NII-7	-2	1	4	8	8	8		
	U-NII-8	-2	1	4	8	8	8		
6GHz - LPI (160MHz)	U-NII-5	-2	1	4	8	8	8	8	
	U-NII-6	-2	1	4	8	8	8	8	
	U-NII-7	-2	1	4	8	8	8	8	
	U-NII-8	-2	1	4	8	8	8	8	



Mode	Band	MIMO							
		26T	52T	106T	242T	484T	996T	996 * 2T	996 * 4T
2.4GHz	1-11ch	16	16	16	16				
	12ch	8	8	8	8				
	13ch	2	2	2	2				
5GHZ (20MHz)	U-NII-1	15	15	15	15				
	U-NII-2A	15	15	15	15				
	U-NII-2C	15	15	15	15				
	U-NII-3	15	15	15	15				
	U-NII-4	15	15	15	15				
5GHZ (40MHz)	U-NII-1	15	15	15	15	15			
	U-NII-2A	15	15	15	15	15			
	U-NII-2C	15	15	15	15	15			
	U-NII-3	15	15	15	15	15			
	U-NII-4	15	15	15	15	15			
5GHZ (80MHz)	U-NII-1	15	15	15	15	15	15		
	U-NII-2A	15	15	15	15	15	15		
	U-NII-2C	15	15	15	15	15	15		
	U-NII-3	15	15	15	15	15	15		
	U-NII-4	15	15	15	15	15	15		
5GHZ (160MHz)	U-NII-1/2A	15	15	15	15	15	15	15	
	U-NII-2C	15	15	15	15	15	15	15	
	U-NII-3/4	15	15	15	15	15	15	15	
6GHZ - SP (20MHz)	U-NII-5	1	4	7	11				
	U-NII-6								
	U-NII-7	1	4	7	11				
6GHZ - SP (40MHz)	U-NII-5	1	4	7	11	11			
	U-NII-6								
	U-NII-7	1	4	7	11	11			
6GHZ - SP (80MHz)	U-NII-5	1	4	7	11	11	11		
	U-NII-6								
	U-NII-7	1	4	7	11	11	11		
6GHZ - SP (160MHz)	U-NII-5	1	4	7	11	11	11	11	
	U-NII-6								
	U-NII-7	1	4	7	11	11	11	11	
6GHZ - LPI (20MHz)	U-NII-5	1	4	7	11				
	U-NII-6	1	4	7	11				
	U-NII-7	1	4	7	11				
6GHZ - LPI (40MHz)	U-NII-5	1	4	7	11	11			
	U-NII-6	1	4	7	11	11			
	U-NII-7	1	4	7	11	11			
6GHZ - LPI (80MHz)	U-NII-5	1	4	7	11	11	11		
	U-NII-6	1	4	7	11	11	11		
	U-NII-7	1	4	7	11	11	11		
6GHZ - LPI (160MHz)	U-NII-5	1	4	7	11	11	11	11	
	U-NII-6	1	4	7	11	11	11	11	
	U-NII-7	1	4	7	11	11	11	11	
6GHZ - LPI (160MHz)	U-NII-5	1	4	7	11	11	11	11	
	U-NII-6	1	4	7	11	11	11	11	
	U-NII-7	1	4	7	11	11	11	11	
6GHZ - LPI (160MHz)	U-NII-5	1	4	7	11	11	11	11	
	U-NII-6	1	4	7	11	11	11	11	
	U-NII-7	1	4	7	11	11	11	11	
6GHZ - LPI (160MHz)	U-NII-5	1	4	7	11	11	11	11	
	U-NII-6	1	4	7	11	11	11	11	
	U-NII-7	1	4	7	11	11	11	11	
6GHZ - LPI (160MHz)	U-NII-5	1	4	7	11	11	11	11	
	U-NII-6	1	4	7	11	11	11	11	
	U-NII-7	1	4	7	11	11	11	11	

i. 802.11ax RU Plimit Tables - NR Active (DSI = 8)

Mode	Band	SISO(ANT1=ANT2)							
		26T	52T	106T	242T	484T	996T	996 * 2T	996 * 4T
2.4GHz	1-11ch	13	13	13	13				
	12ch	5	5	5	5				
	13ch	-1	-1	-1	-1				
5GHZ (20MHz)	U-NII-1	12	12	12	12				
	U-NII-2A	12	12	12	12				
	U-NII-2C	12	12	12	12				
	U-NII-3	12	12	12	12				
	U-NII-4	12	12	12	12				
5GHZ (40MHz)	U-NII-1	12	12	12	12	12			
	U-NII-2A	12	12	12	12	12			
	U-NII-2C	12	12	12	12	12			
	U-NII-3	12	12	12	12	12			
	U-NII-4	12	12	12	12	12			
5GHZ (80MHz)	U-NII-1	12	12	12	12	12	12		
	U-NII-2A	12	12	12	12	12	12		
	U-NII-2C	12	12	12	12	12	12		
	U-NII-3	12	12	12	12	12	12		
	U-NII-4	12	12	12	12	12	12		
5GHZ (160MHz)	U-NII-1/2A	12	12	12	12	12	12	12	12
	U-NII-2C	12	12	12	12	12	12	12	12
	U-NII-3/4	12	12	12	12	12	12	12	12
6GHZ - SP (20MHz)	U-NII-5	-2	1	4	8				
	U-NII-6								
	U-NII-7	-2	1	4	8				
	U-NII-8								
6GHZ - SP (40MHz)	U-NII-5	-2	1	4	8	8			
	U-NII-6								
	U-NII-7	-2	1	4	8	8			
	U-NII-8								
6GHZ - SP (80MHz)	U-NII-5	-2	1	4	8	8	8		
	U-NII-6								
	U-NII-7	-2	1	4	8	8	8		
	U-NII-8								
6GHZ - SP (160MHz)	U-NII-5	-2	1	4	8	8	8	8	
	U-NII-6								
	U-NII-7	-2	1	4	8	8	8	8	
	U-NII-8								
6GHZ - LPI (20MHz)	U-NII-5	-2	1	4	8				
	U-NII-6	-2	1	4	8				
	U-NII-7	-2	1	4	8				
	U-NII-8	-2	1	4	8				
6GHZ - LPI (40MHz)	U-NII-5	-2	1	4	8	8			
	U-NII-6	-2	1	4	8	8			
	U-NII-7	-2	1	4	8	8			
	U-NII-8	-2	1	4	8	8			
6GHZ - LPI (80MHz)	U-NII-5	-2	1	4	8	8	8		
	U-NII-6	-2	1	4	8	8	8		
	U-NII-7	-2	1	4	8	8	8		
	U-NII-8	-2	1	4	8	8	8		
6GHZ - LPI (160MHz)	U-NII-5	-2	1	4	8	8	8	8	
	U-NII-6	-2	1	4	8	8	8	8	
	U-NII-7	-2	1	4	8	8	8	8	
	U-NII-8	-2	1	4	8	8	8	8	

Mode	Band	MIMO							
		26T	52T	106T	242T	484T	996T	996 * 2T	996 * 4T
2.4GHz	1-11ch	16	16	16	16				
	12ch	8	8	8	8				
	13ch	2	2	2	2				
5GHZ (20MHz)	U-NII-1	15	15	15	15				
	U-NII-2A	15	15	15	15				
	U-NII-2C	15	15	15	15				
	U-NII-3	15	15	15	15				
	U-NII-4	15	15	15	15				
5GHZ (40MHz)	U-NII-1	15	15	15	15	15			
	U-NII-2A	15	15	15	15	15			
	U-NII-2C	15	15	15	15	15			
	U-NII-3	15	15	15	15	15			
	U-NII-4	15	15	15	15	15			
5GHZ (80MHz)	U-NII-1	15	15	15	15	15	15		
	U-NII-2A	15	15	15	15	15	15		
	U-NII-2C	15	15	15	15	15	15		
	U-NII-3	15	15	15	15	15	15		
	U-NII-4	15	15	15	15	15	15		
5GHZ (160MHz)	U-NII-1/2A	15	15	15	15	15	15	15	
	U-NII-2C	15	15	15	15	15	15	15	
	U-NII-3/4	15	15	15	15	15	15	15	
6GHZ - SP (20MHz)	U-NII-5	1	4	7	11				
	U-NII-6								
	U-NII-7	1	4	7	11				
	U-NII-8								
6GHZ - SP (40MHz)	U-NII-5	1	4	7	11	11			
	U-NII-6								
	U-NII-7	1	4	7	11	11			
	U-NII-8								
6GHZ - SP (80MHz)	U-NII-5	1	4	7	11	11	11		
	U-NII-6								
	U-NII-7	1	4	7	11	11	11		
	U-NII-8								
6GHZ - SP (160MHz)	U-NII-5	1	4	7	11	11	11	11	
	U-NII-6								
	U-NII-7	1	4	7	11	11	11	11	
	U-NII-8								
6GHZ - LPI (20MHz)	U-NII-5	1	4	7	11				
	U-NII-6	1	4	7	11				
	U-NII-7	1	4	7	11				
	U-NII-8	1	4	7	11				
6GHZ - LPI (40MHz)	U-NII-5	1	4	7	11	11			
	U-NII-6	1	4	7	11	11			
	U-NII-7	1	4	7	11	11			
	U-NII-8	1	4	7	11	11			
6GHZ - LPI (80MHz)	U-NII-5	1	4	7	11	11	11		
	U-NII-6	1	4	7	11	11	11		
	U-NII-7	1	4	7	11	11	11		
	U-NII-8	1	4	7	11	11	11		
6GHZ - LPI (160MHz)	U-NII-5	1	4	7	11	11	11	11	
	U-NII-6	1	4	7	11	11	11	11	
	U-NII-7	1	4	7	11	11	11	11	
	U-NII-8	1	4	7	11	11	11	11	

j. 802.11ax RU Plimit Tables – NR + RCV Active (DSI = 9)

Mode	Band	SISO(ANT1=ANT2)							
		26T	52T	106T	242T	484T	996T	996 * 2T	996 * 4T
2.4GHz	1-11ch	13	13	13	13				
	12ch	5	5	5	5				
	13ch	-1	-1	-1	-1				
5GHz (20MHz)	U-NII-1	12	12	12	12				
	U-NII-2A	12	12	12	12				
	U-NII-2C	12	12	12	12				
	U-NII-3	12	12	12	12				
	U-NII-4	12	12	12	12				
5GHz (40MHz)	U-NII-1	12	12	12	12	12			
	U-NII-2A	12	12	12	12	12			
	U-NII-2C	12	12	12	12	12			
	U-NII-3	12	12	12	12	12			
	U-NII-4	12	12	12	12	12			
5GHz (80MHz)	U-NII-1	12	12	12	12	12	12		
	U-NII-2A	12	12	12	12	12	12		
	U-NII-2C	12	12	12	12	12	12		
	U-NII-3	12	12	12	12	12	12		
	U-NII-4	12	12	12	12	12	12		
5GHz (160MHz)	U-NII-1/2A	12	12	12	12	12	12	12	12
	U-NII-2C	12	12	12	12	12	12	12	12
	U-NII-3/4	12	12	12	12	12	12	12	12
6GHz - SP (20MHz)	U-NII-5	-2	1	4	8				
	U-NII-6								
	U-NII-7	-2	1	4	8				
	U-NII-8								
6GHz - SP (40MHz)	U-NII-5	-2	1	4	8	8			
	U-NII-6								
	U-NII-7	-2	1	4	8	8			
	U-NII-8								
6GHz - SP (80MHz)	U-NII-5	-2	1	4	8	8	8		
	U-NII-6								
	U-NII-7	-2	1	4	8	8	8		
	U-NII-8								
6GHz - SP (160MHz)	U-NII-5	-2	1	4	8	8	8	8	
	U-NII-6								
	U-NII-7	-2	1	4	8	8	8	8	
	U-NII-8								
6GHz - LPI (20MHz)	U-NII-5	-2	1	4	8				
	U-NII-6	-2	1	4	8				
	U-NII-7	-2	1	4	8				
	U-NII-8	-2	1	4	8				
6GHz - LPI (40MHz)	U-NII-5	-2	1	4	8	8			
	U-NII-6	-2	1	4	8	8			
	U-NII-7	-2	1	4	8	8			
	U-NII-8	-2	1	4	8	8			
6GHz - LPI (80MHz)	U-NII-5	-2	1	4	8	8	8		
	U-NII-6	-2	1	4	8	8	8		
	U-NII-7	-2	1	4	8	8	8		
	U-NII-8	-2	1	4	8	8	8		
6GHz - LPI (160MHz)	U-NII-5	-2	1	4	8	8	8	8	
	U-NII-6	-2	1	4	8	8	8	8	
	U-NII-7	-2	1	4	8	8	8	8	
	U-NII-8	-2	1	4	8	8	8	8	

Mode	Band	MIMO							
		26T	52T	106T	242T	484T	996T	996 * 2T	996 * 4T
2.4GHz	1-11ch	16	16	16	16				
	12ch	8	8	8	8				
	13ch	2	2	2	2				
5GHZ (20MHz)	U-NII-1	15	15	15	15				
	U-NII-2A	15	15	15	15				
	U-NII-2C	15	15	15	15				
	U-NII-3	15	15	15	15				
	U-NII-4	15	15	15	15				
5GHZ (40MHz)	U-NII-1	15	15	15	15	15			
	U-NII-2A	15	15	15	15	15			
	U-NII-2C	15	15	15	15	15			
	U-NII-3	15	15	15	15	15			
	U-NII-4	15	15	15	15	15			
5GHZ (80MHz)	U-NII-1	15	15	15	15	15	15		
	U-NII-2A	15	15	15	15	15	15		
	U-NII-2C	15	15	15	15	15	15		
	U-NII-3	15	15	15	15	15	15		
	U-NII-4	15	15	15	15	15	15		
5GHZ (160MHz)	U-NII-1/2A	15	15	15	15	15	15	15	
	U-NII-2C	15	15	15	15	15	15	15	
	U-NII-3/4	15	15	15	15	15	15	15	
	U-NII-5	1	4	7	11				
6GHZ - SP (20MHz)	U-NII-6								
	U-NII-7	1	4	7	11				
	U-NII-8								
6GHZ - SP (40MHz)	U-NII-5	1	4	7	11	11			
	U-NII-6								
	U-NII-7	1	4	7	11	11			
	U-NII-8								
6GHZ - SP (80MHz)	U-NII-5	1	4	7	11	11	11		
	U-NII-6								
	U-NII-7	1	4	7	11	11	11		
	U-NII-8								
6GHZ - SP (160MHz)	U-NII-5	1	4	7	11	11	11	11	
	U-NII-6								
	U-NII-7	1	4	7	11	11	11	11	
	U-NII-8								
6GHZ - LPI (20MHz)	U-NII-5	1	4	7	11				
	U-NII-6	1	4	7	11				
	U-NII-7	1	4	7	11				
	U-NII-8	1	4	7	11				
6GHZ - LPI (40MHz)	U-NII-5	1	4	7	11	11			
	U-NII-6	1	4	7	11	11			
	U-NII-7	1	4	7	11	11			
	U-NII-8	1	4	7	11	11			
6GHZ - LPI (80MHz)	U-NII-5	1	4	7	11	11	11		
	U-NII-6	1	4	7	11	11	11		
	U-NII-7	1	4	7	11	11	11		
	U-NII-8	1	4	7	11	11	11		
6GHZ - LPI (160MHz)	U-NII-5	1	4	7	11	11	11	11	
	U-NII-6	1	4	7	11	11	11	11	
	U-NII-7	1	4	7	11	11	11	11	
	U-NII-8	1	4	7	11	11	11	11	

4.3.3 Maximum Bluetooth Power

a. Maximum power

Mode	ANT1	ANT2	Dual Tx
Bluetooth (BDR) (in dBm)	16dBm	16dBm	14dBm
Bluetooth (EDR) (in dBm)	13dBm	13dBm	11dBm
Bluetooth LE (1M/2M) (in dBm)	16dBm	16dBm	14dBm
Bluetooth LE (125k/512k) (in dBm)	7dBm		

(Upper tolerance: target +1.0dB)

b. Receiver active

Mode	ANT1	ANT2	Dual Tx
Bluetooth (BDR) (in dBm)	12.5dBm	12.5dBm	14dBm
Bluetooth (EDR) (in dBm)	12.5dBm	12.5dBm	11dBm
Bluetooth LE (1M/2M) (in dBm)	12.5dBm	12.5dBm	14dBm
Bluetooth LE (125k/512k) (in dBm)	7dBm		

(Upper tolerance: target +1.0dB)

4.5 LTE Information

Item.	Description	
Frequency Range	LTE Band 2 (PCS)	1 850.7 MHz ~ 1 909.3 MHz
	LTE Band 4 (AWS)	1 710.7 MHz ~ 1 754.3 MHz
	LTE Band 5 (Cell)	824.7 MHz ~ 848.3 MHz
	LTE Band 12	699.7 MHz ~ 715.3 MHz
	LTE Band 13	779.5 MHz ~ 784.5 MHz
	LTE Band 17	706.5 MHz ~ 713.5 MHz
	LTE Band 25(PCS)	1 850.7 MHz ~ 1 914.3 MHz
	LTE Band 26 (Cell)	814.7 MHz ~ 848.3 MHz
	LTE TDD Band 41	2 498.5 MHz ~ 2 687.5 MHz
	LTE Band 66 (AWS)	1 710.7 MHz ~ 1 779.3 MHz
Channel Bandwidths	LTE Band 2 (PCS)	1.4 MHz, 3 MHz, 5 MHz, 10 MHz, 15 MHz, 20 MHz
	LTE Band 4 (AWS)	1.4 MHz, 3 MHz, 5 MHz, 10 MHz, 15 MHz, 20 MHz
	LTE Band 5 (Cell)	1.4 MHz, 3 MHz, 5 MHz, 10 MHz
	LTE Band 12	1.4 MHz, 3 MHz, 5 MHz, 10 MHz
	LTE Band 13	5 MHz, 10 MHz
	LTE Band 17	5 MHz, 10 MHz
	LTE Band 25 (PCS)	1.4 MHz, 3 MHz, 5 MHz, 10 MHz, 15 MHz, 20 MHz
	LTE Band 26 (Cell)	1.4 MHz, 3 MHz, 5 MHz, 10 MHz, 15 MHz
	LTE TDD Band 41	5 MHz, 10 MHz, 15 MHz, 20 MHz
	LTE Band 66 (AWS)	1.4 MHz, 3 MHz, 5 MHz, 10 MHz, 15 MHz, 20 MHz

Ch. No.& Freq.(MHz)	Low	Mid	High	
LTE Band 2 (PCS)	1.4 MHz	1 850.7 (18607)	1 880.0 (18900)	1 909.3 (19193)
	3 MHz	1 851.5 (18615)	1 880.0 (18900)	1 908.5 (19185)
	5 MHz	1 852.5 (18625)	1 880.0 (18900)	1 907.5 (19175)
	10 MHz	1 855.0 (18650)	1 880.0 (18900)	1 905.0 (19150)
	15 MHz	1 857.5 (18675)	1 880.0 (18900)	1 902.5 (19125)
	20 MHz	1 860.0 (18700)	1 880.0 (18900)	1 900.0 (19100)
LTE Band 4 (AWS)	1.4 MHz	1 710.7 (19957)	1 732.5 (20175)	1 754.3 (20393)
	3 MHz	1 711.5 (19965)	1 732.5 (20175)	1 753.5 (20385)
	5 MHz	1 712.5 (19975)	1 732.5 (20175)	1 752.5 (20375)
	10 MHz	1 715.0 (20000)	1 732.5 (20175)	1 750.0 (20350)
	15 MHz	1 717.5 (20025)	1 732.5 (20175)	1 747.5 (20325)
	20 MHz		1 732.5 (20175)	
LTE Band 5 (Cell)	1.4 MHz	824.7 (20407)	836.5 (20525)	848.3 (20643)
	3 MHz	825.5 (20415)	836.5 (20525)	847.5 (20635)
	5 MHz	826.5 (20425)	836.5 (20525)	846.5 (20625)
	10 MHz		836.5 (20525)	
LTE Band 12	1.4 MHz	699.7 (23017)	707.5 (23095)	715.3 (23173)
	3 MHz	700.5 (23025)	707.5 (23095)	714.5 (23165)
	5 MHz	701.5 (23035)	707.5 (23095)	713.5 (23155)
	10 MHz		707.5 (23095)	
LTE Band 13	5 MHz	779.5 (23205)	782 (23230)	784.5 (23255)
	10 MHz		782 (23230)	
LTE Band 17	5 MHz		710.0(23790)	
	10 MHz		710.0(23790)	

Ch. No.& Freq.(MHz)	Low / Low-Mid		Mid	Mid-High / High		
LTE Band 25 (PCS)	1.4 MHz	1 850.7 (26047)		1 882.5 (26365)		
	3 MHz	1 851.5 (26055)		1 882.5 (26365)		
	5 MHz	1 852.5 (26065)		1 882.5 (26365)		
	10 MHz	1 855 (26090)		1 882.5 (26365)		
	15 MHz	1 857.5 (26115)		1 882.5 (26365)		
	20 MHz	1 860 (26140)		1 882.5 (26365)		
LTE Band 26 (Cell)	1.4 MHz	814.7 (26697)		831.5 (26865)		
	3 MHz	815.5 (26705)		831.5 (26865)		
	5 MHz	816.5 (26715)		831.5 (26865)		
	10 MHz	819.0 (26740)		831.5 (26865)		
	15 MHz			831.5 (26865)		
LTE Band 66 (AWS)	1.4 MHz	1 710.7 (131979)		1 745 (132322)		
	3 MHz	1 711.5 (131987)		1 745 (132322)		
	5 MHz	1 712.5 (131997)		1 745 (132322)		
	10 MHz	1 715.0 (132022)		1 745 (132322)		
	15 MHz	1 717.5 (132047)		1 745 (132322)		
	20 MHz	1 720.0 (132072)		1 745 (132322)		
LTE TDD Band 41	5 MHz	2 506.0(39750)	2 549.5(40185)	2 593.0(40620)	2 636.5(41055)	2 680.0(41490)
	10 MHz	2 506.0(39750)	2 549.5(40185)	2 593.0(40620)	2 636.5(41055)	2 680.0(41490)
	15 MHz	2 506.0(39750)	2 549.5(40185)	2 593.0(40620)	2 636.5(41055)	2 680.0(41490)
	20 MHz	2 506.0(39750)	2 549.5(40185)	2 593.0(40620)	2 636.5(41055)	2 680.0(41490)

Item.	Description
UE Category	LTE Rel. 15, DL: Category 20, UL: Category 18
HPUE Power Class	LTE TDD 41 Power Class 3 :(Duty: 63.3%) Power Class 2 : (Duty:43.3%)
Modulations Supported in UL	QPSK, 16QAM, 64QAM, 256 QAM
Uplink Inter-band Carrier Aggregation(2CC)	4A-5A, 4A-12A
LTE MPR Permanently implemented per 3GPP TS 36.101 section 6.2.3	Yes
A-MPR disabled for SAR Testing.	Yes
LTE Carrier Aggregation	This device supports Inter-Band & Intra-Band DL-link Carrier aggregations and inter-Band Up-link Carrier aggregations. Detaled information of Down-Link CA are included in the Appendix.I and Technical Description document.
LTE Release information	This device support full CA features on 3GPP Release 15. It supports carrieraggregation, downlink MIMO. All other uplink communications are identical to the release 8 specifications. The following LTE Release 15 Features are not supported: Relay, Hetnet, Enhanced eICI, MDH, cross-carrier Scheduling, Enhanced SC-FDMA.

4.6 5G NR SUB 6 Information

Item.		Description
Frequency Range	NR Band n2	1 852.5 MHz ~ 1 907.5 MHz
	NR Band n5 (Cell)	826.5 MHz ~ 846.5 MHz
	NR Band n25	1 852.5 MHz ~ 1 912.5 MHz
	NR Band n41	2 506.02 MHz ~ 2 679.99 MHz
	NR Band n66 (AWS)	1 712.5 MHz ~ 1 777.5 MHz
	NR Band n77	3 705 MHz ~ 3 975 MHz
	NR Band n77 DoD	3 445.01 MHz ~ 3 544.98 MHz
Channel Bandwidths	NR Band n2	5 MHz, 10 MHz, 15 MHz, 20 MHz
	NR Band n5 (Cell)	5 MHz, 10 MHz, 15 MHz, 20 MHz
	NR Band n25	5 MHz, 10 MHz, 15 MHz, 20 MHz
	NR Band n41	10 MHz, 15 MHz, 20 MHz, 30 MHz, 40 MHz, 50 MHz, 60 MHz, 70 MHz, 80 MHz, 90 MHz, 100 MHz
	NR Band n66 (AWS)	5 MHz, 10 MHz, 15 MHz, 20 MHz
	NR Band n77	10 MHz, 15 MHz, 20 MHz, 30 MHz, 40 MHz, 50 MHz, 60 MHz, 70 MHz, 80 MHz, 90 MHz, 100 MHz
	NR Band n77 DoD	10 MHz, 15 MHz, 20 MHz, 30 MHz, 40 MHz, 50 MHz, 60 MHz, 70 MHz, 80 MHz, 90 MHz, 100 MHz

Ch. No.& Freq.(MHz)	Low / Low-Mid		Mid	Mid-High / High		
NR Band n2	5 MHz	1 852.5 (370500)	1 880 (376000)	1 907.5 (381500)		
	10 MHz	1 855 (371000)	1 880 (376000)	1 905 (381000)		
	15 MHz	1 857.5 (371500)	1 880 (376000)	1 902.5 (380500)		
	20 MHz	1 860 (372000)	1 880 (376000)	1 900 (380000)		
NR Band n5 (Cell)	5 MHz	826.5 (165300)	836.5 (167300)	846.5 (169300)		
	10 MHz		836.5 (167300)			
	15 MHz		836.5 (167300)			
	20 MHz		836.5 (167300)			
NR Band n25	5 MHz	1 852.5 (370500)	1 882.5 (376500)	1 912.5 (382500)		
	10 MHz	1 855 (371000)	1 882.5 (376500)	1 910 (382000)		
	15 MHz	1 857.5 (371500)	1 882.5 (376500)	1 907.5 (381500)		
	20 MHz	1 860 (372000)	1 882.5 (376500)	1 905 (381000)		
NR Band n66 (AWS)	5 MHz	1 712.5 (342500)	1 745 (349000)	1 777.5 (355500)		
	10 MHz	1 715 (343000)	1 745 (349000)	1 775 (355000)		
	15 MHz	1 717.5 (343500)	1 745 (349000)	1 772.5 (354500)		
	20 MHz	1 720 (344000)	1 745 (349000)	1 770 (354000)		
NR Band n41	10 MHz	2 501.01 (500202)	2 547.00 (509400)	2 592.99 (518598)	2 639.01 (527802)	2 685.00 (537000)
	15 MHz	2 503.50 (500700)	2 548.32 (509664)	2 592.99 (518598)	2 637.81 (527562)	2 682.48 (536496)
	20 MHz	2 506.02 (501204)	2 549.49 (509898)	2 592.99 (518598)	2 636.49 (527298)	2 679.99 (535998)
	30 MHz	2 511.00 (502200)	2 552.01 (510402)	2 592.99 (518598)	2 634.00 (526800)	2 674.98 (534996)
	40 MHz	2 516.01 (503202)	2 567.34 (513468)		2 618.67 (523734)	2 670.00 (534000)
	50 MHz	2 521.02 (504204)		2 592.99 (518598)		2 664.99 (532998)
	60 MHz	2 526.00 (505200)		2 592.99 (518598)		2 659.98 (531996)
	70 MHz	2 531.04 (506208)				2 654.97 (530994)
	80 MHz	2 536.02 (507204)				2 649.99 (529998)
	90 MHz	2 541.00 (508200)				2 644.98 (528996)
	100 MHz			2 592.99 (518598)		

Ch. No.&Freq.(MHz)	Low / Low-Mid		Mid		Mid-High / High		
NR Band n77	10 MHz	3 705(647000)	3 759(650600)	3 813(654200)	3 867(657800)	3 921(661400)	3 975(665000)
	15 MHz	3 707.52(647168)	3 760.5(650700)	3 813.49(654232)	3 866.5(657766)	3 919.5(661300)	3 972.48(664832)
	20 MHz	3 710.01(647334)	3 762(650800)	3 813.99(654266)	3 866.01(657734)	3 918(661200)	3 969.99(664666)
	30 MHz	3 715.02(647668)	3 765(651000)	3 815.01(654334)	3 864.99(657666)	3 915(661000)	3 964.98(664232)
	40 MHz	3 720(648000)	3 768(651200)	3 816(654400)	3 864(657600)	3 912(660800)	3 960(664000)
	50 MHz	3 725.01(648334)	3 782.49(652166)	3 840(656000)		3 897.51(659834)	3 954.99(663666)
	60 MHz	3 730.02(648668)	3 803.34(653556)			3 876.66(658444)	3 949.98(663332)
	70 MHz	3 735(649000)	3 804.99(654336)			3 875.01(658334)	3 945(663000)
	80 MHz	3 740.01(649334)		3 840 (656000)		3 939.99(662666)	
	90 MHz	3 745.02(649668)		3 840 (656000)		3 934.98(662332)	
	100 MHz	3 750(650000)				3 930(662000)	
NR Band n77 DoD	10 MHz	3 445.01(630334)		3 500.01(633334)		3 544.98(636332)	
	15 MHz	3 457.5(630500)		3 500.01(633334)		3 542.49(636166)	
	20 MHz	3 460.02(630668)		3 500.01(633334)		3 540(636000)	
	30 MHz	3 465(631000)		3 500.01(633334)		3 534.99(635666)	
	40 MHz	3 470.01(631334)				3 529.98(635332)	
	50 MHz	3 475.02(631668)				3 525(635000)	
	60 MHz			3 500.01(633334)			
	70 MHz			3 500.01(633334)			
	80 MHz			3 500.01(633334)			
	90 MHz			3 500.01(633334)			
	100 MHz			3 500.01(633334)			

Item.	Description
NR Band n2/n5/n25/n66	15 kHz
NR Band n41/n77 SCS	30 kHz
3GPP Rel.	Rel.16
A-MPR disabled for SAR Testing.	Yes
5G NR UL/DL FR1	CP-OFDM: QPSK, 16QAM, 64QAM, 256QAM DFT-s-OFDM: $\pi/2$ -BPSK(UL Only), QPSK, 16QAM, 64QAM, 256QAM
<p>Non-Standalone & Standalone are supported. More detailed specifications of the 5G NR Bands are contained in the Technical description document. When the lower antenna Main Ant#1 is an EN-DC combination of the LTE B2 anchor band of the 5G sub6 n66 is switched to the upper antenna Sub Ant#2.</p>	
EN-DC Carrier Aggregation Possible Combinations	The technical description includes all the possible carrier aggregation combinations
LTE Anchor Bands for NR Band n2 (PCS)	LTE Band 5/12/13
LTE Anchor Bands for NR Band n25 (PCS)	LTE Band 12/13
LTE Anchor Bands for NR Band n5 (Cell)	LTE Band 2/66
LTE Anchor Bands for NR Band n41	LTE Band 4/12/66
LTE Anchor Bands for NR Band n66 (AWS)	LTE Band 5/12/13
LTE Anchor Bands for NR Band n77	LTE Band 2/5/12/13/25/66

4.7 DUT Antenna Locations

The overall dimensions of this device are > 9 X 5 cm. A diagram showing device antenna can be found in SAR_setup_photos. Since the diagonal dimension of this device is > 160 mm and < 200 mm, it is considered a “phablet”.

This model allows users to exchange data or media files with other Bluetooth enabled devices using Bluetooth, which means they can connect to other Bluetooth enabled devices via Bluetooth tethering. Therefore, SAR test was performed for additional simultaneous transmissions.

Head and Bluetooth Tethering SAR were evaluated for BT BR tethering applications.

Mode	Ant.	Rear	Front	Left	Right	Bottom	Top
GSM/GPRS/EDGE 850	MAIN1(Ant A)	Yes	Yes	Yes	Yes	Yes	No
GSM/GPRS/EDGE 850	SUB1(Ant E)	Yes	Yes	No	Yes	No	Yes
GSM/GPRS/EDGE 1900	MAIN1(Ant A)	Yes	Yes	Yes	Yes	Yes	No
UMTS Band 5	MAIN1(Ant A)	Yes	Yes	Yes	Yes	Yes	No
UMTS Band 5	SUB1(Ant E)	Yes	Yes	No	Yes	No	Yes
UMTS Band 4	MAIN1(Ant A)	Yes	Yes	Yes	Yes	Yes	No
UMTS Band 2	MAIN1(Ant A)	Yes	Yes	Yes	Yes	Yes	No
LTE Band 2 (PCS)	MAIN1(Ant A)	Yes	Yes	Yes	Yes	Yes	No
LTE Band 2 (PCS)	SUB2(Ant F)	Yes	Yes	Yes	No	No	Yes
LTE Band 4 (AWS)	MAIN1(Ant A)	Yes	Yes	Yes	Yes	Yes	No
LTE Band 4 (AWS)	SUB2(Ant F)	Yes	Yes	Yes	No	No	Yes
LTE Band 5 (Cell)	MAIN1(Ant A)	Yes	Yes	Yes	Yes	Yes	No
LTE Band 5 (Cell)	SUB1(Ant E)	Yes	Yes	No	Yes	No	Yes
LTE Band 12	MAIN1(Ant A)	Yes	Yes	Yes	Yes	Yes	No
LTE Band 13	MAIN1(Ant A)	Yes	Yes	Yes	Yes	Yes	No
LTE Band 17	MAIN1(Ant A)	Yes	Yes	Yes	Yes	Yes	No
LTE Band 25	MAIN1(Ant A)	Yes	Yes	Yes	Yes	Yes	No
LTE Band 26	MAIN1(Ant A)	Yes	Yes	Yes	Yes	Yes	No
LTE Band 26	SUB1(Ant E)	Yes	Yes	No	Yes	No	Yes
LTE TDD Band 41	MAIN2(Ant B)	Yes	Yes	Yes	No	Yes	No
LTE Band 66 (AWS)	MAIN1(Ant A)	Yes	Yes	Yes	Yes	Yes	No
LTE Band 66 (AWS)	SUB2(Ant F)	Yes	Yes	Yes	No	No	Yes
NR Band n2	MAIN1(Ant A)	Yes	Yes	Yes	Yes	Yes	No
NR Band n2	SUB2(Ant F)	Yes	Yes	Yes	No	No	Yes
NR Band n5	MAIN1(Ant A)	Yes	Yes	Yes	Yes	Yes	No
NR Band n5	SUB1(Ant E)	Yes	Yes	No	Yes	No	Yes
NR Band n25	MAIN1(Ant A)	Yes	Yes	Yes	Yes	Yes	No
NR Band n25	SUB2(Ant F)	Yes	Yes	Yes	No	No	Yes
NR Band n41	SUB2(Ant F)	Yes	Yes	Yes	No	No	Yes
NR Band n41 SRS1	MAIN2(Ant B)	Yes	Yes	Yes	No	Yes	No
NR Band n41 SRS2	SUB1(Ant E)	Yes	Yes	No	Yes	No	Yes
NR Band n41 SRS3	MAIN4(Ant D)	Yes	Yes	No	Yes	Yes	No
NR Band n66	MAIN1(Ant A)	Yes	Yes	Yes	Yes	Yes	No
NR Band n66	SUB2(Ant F)	Yes	Yes	Yes	No	No	Yes
NR Band n77	SUB2(Ant F)	Yes	Yes	Yes	No	No	Yes
NR Band n77 SRS1	MAIN3(Ant C)	Yes	Yes	Yes	No	Yes	No
NR Band n77 SRS2	SUB5(Ant I)	Yes	Yes	Yes	No	No	No
NR Band n77 SRS3	MAIN4(Ant D)	Yes	Yes	No	Yes	Yes	No
NR Band n77 DoD	SUB2(Ant F)	Yes	Yes	Yes	No	No	Yes
NR Band n77 DoD SRS1	MAIN3(Ant C)	Yes	Yes	Yes	No	Yes	No
NR Band n77 DoD SRS2	SUB5(Ant I)	Yes	Yes	Yes	No	No	No
NR Band n77 DoD SRS3	MAIN4(Ant D)	Yes	Yes	No	Yes	Yes	No
2.4 GHz WLAN	SUB4(Ant H)	Yes	Yes	Yes	No	No	Yes
Bluetooth	SUB4(Ant H)	Yes	Yes	Yes	No	No	Yes
5 GHz WLAN	SUB4(Ant H)	Yes	Yes	Yes	No	No	Yes
6 GHz WLAN	SUB4(Ant H)	Yes	Yes	Yes	No	No	Yes
2.4 GHz WLAN	SUB6(Ant J)	Yes	Yes	No	Yes	No	Yes
Bluetooth	SUB6(Ant J)	Yes	Yes	No	Yes	No	Yes
5 GHz WLAN	SUB1(Ant E)	Yes	Yes	No	Yes	No	Yes
6 GHz WLAN	SUB1(Ant E)	Yes	Yes	No	Yes	No	Yes

Particular EUT edges were not required to be evaluated for Bluetooth Tethering and Hotspot SAR if the edges were > 25 mm from the transmitting antenna according to FCC KDB 941225 D06v02r01 on page 2.

The distance between the transmit antennas and the edges of the device are included in the filing.

- Note: All test configurations are based on front view position.

4.8 Near Field Communications (NFC) Antenna

This EUT has NFC operations. The NFC antenna is integrated into the device for this model. Therefore, all SAR tests were performed with the device which already incorporates the NFC antenna. A diagram showing the location of the NFC antenna can be found in SAR _ Setup_ photos.

4.9 SAR Summation Scenario

According to FCC KDB 447498 D04v01, transmitters are considered to be transmitting simultaneously when there is overlapping transmission, with the exception of transmissions during network hand-offs with maximum hand-off duration less than 30 seconds. Possible transmission paths for the EUT are shown below paths and are mode in same rectangle to indicate communication modes which share the same path. Modes which share the same transmission path cannot transmit simultaneously with one another.

This device contains multiple transmitters that may operate simultaneously, and therefore requires a simultaneous transmission analysis according to FCC KDB 447498 D04v01.

WWAN	BT		2.4G		5G OR 6G		Scenario	Number of operating Antenna
	Chain0	Chain1	Chain0	Chain1	Chain0	Chain1		
O	X	X	O	O	O	O	BT OFF, WIFI 2.4G 2TX, (5G or 6G) 2TX	4
O	X	X	O	O	O	X	BT OFF, WIFI 2.4G 2TX, (5G or 6G) 1TX	3
O	X	X	O	O	X	O	BT OFF, WIFI 2.4G 2TX, (5G or 6G) 1TX	3
O	X	X	O	O	X	X	BT OFF, WIFI 2.4G 2TX	2
O	X	X	O	X	X	X	BT OFF, WIFI 2.4G 1TX	1
O	X	X	O	X	O	X	BT OFF, WIFI 2.4G 1TX, (5G or 6G) 1TX	2
O	X	X	O	X	X	O	BT OFF, WIFI 2.4G 1TX, (5G or 6G) 1TX	2
O	X	X	O	X	O	O	BT OFF, WIFI 2.4G 1TX, (5G or 6G) 2TX	3
O	X	X	X	O	O	O	BT OFF, WIFI 2.4G 1TX, (5G or 6G) 2TX	3
O	X	X	X	O	O	X	BT OFF, WIFI 2.4G 1TX, (5G or 6G) 1TX	2
O	X	X	X	O	X	O	BT OFF, WIFI 2.4G 1TX, (5G or 6G) 1TX	2
O	X	X	X	O	X	X	BT OFF, WIFI 2.4G 1TX	1
O	X	X	X	X	O	X	BT OFF, WIFI 5G or 6G 1TX	1
O	X	X	X	X	X	O	BT OFF, WIFI 5G or 6G 1TX	1
O	X	X	X	X	O	O	BT OFF, WIFI (5G or 6G) 2TX	2
O	O	X	X	O	O	O	BT ASD + WIFI 2.4G 1TX + (5G or 6G) 2TX	4
O	O	X	X	O	O	X	BT ASD + WIFI 2.4G 1TX + (5G or 6G) 1TX	3
O	O	X	X	O	X	O	BT ASD + WIFI 2.4G 1TX + (5G or 6G) 1TX	3
O	O	X	X	O	X	X	BT ASD + WIFI 2.4G 1TX	2
O	O	X	X	X	O	X	BT ASD TX + (5G or 6G) 1TX	2
O	O	X	X	X	X	O	BT ASD TX + (5G or 6G) 1TX	2
O	O	X	X	X	O	O	BT ASD TX + (5G or 6G) 2TX	3
O	O	X	X	X	X	X	BT ASD TX, WIFI OFF	1
O	O	O	X	X	O	X	BT Dual TX + (5G or 6G) 1TX	3
O	O	O	X	X	X	O	BT Dual TX + (5G or 6G) 1TX	3
O	O	O	X	X	X	X	BT dual	2
O	O	O	X	X	O	O	BT dual + (5G or 6G) 2TX	4
O	X	O	X	X	O	X	BT ASD TX + (5G or 6G) 1TX	2
O	X	O	X	X	X	O	BT ASD TX + (5G or 6G) 1TX	2
O	X	O	X	X	O	O	BT ASD TX + (5G or 6G) 2TX	3
O	X	O	X	X	X	X	BT ASD TX, WIFI OFF	1

Note:

- 5 GHz WLAN and 6 GHz WLAN share the same antenna path and cannot transmit simultaneously.
- UMTS +WLAN scenario also represents the UMTS Voice/DATA + WLAN hotspot scenario.
- VoIP is supported in GPRS/EDGE
- The highest reported SAR for each exposure condition is used for SAR summation purpose.
- Wi-Fi Hotspot is supported for 2.4 GHz/ UNII-3 of 5 GHz WLAN.
- * Pre-installed VOIP applications are considered
- Per the manufacturer, WIFI Direct is not expected to be used in conjunction with a held to ear or Body worn accessory voice call. Therefore, there are no simultaneous transmission scenarios involving WIFI Direct beyond that listed in the above table.
- This device supports 2x2 MIMO Tx for WLAN 802.11a/g/n/ac/ax. 802.11a/g/n/ac/ax supports CDD and STBC and 802.11n/ac/ax additionally supports SDM. Each WLAN antenna can transmit independently or together when operating with MIMO.
- This device supports VoLTE/ VoWiFi.
- LTE + 5G NR FR1 Scenarios are supported NSA and SA Connectivity.
- NFC was evaluated for phablet based on expected usage conditions.

4.10 SAR Test Considerations

4.10.1 WiFi

Since wireless router operations are not allowed by the chipset firmware using U-NII-1, U-NII-2A & U-NII-2C and U-NII-4 WiFi, WiFi Hotspot SAR test and combinations are considered only 2.4 GHz and U-NII-3 for SAR with respected to wireless router configurations according to FCC KDB 941225 D06v02r01.

Since U-NII-1 and U-NII-2A Bands have the same maximum output power and the highest reported SAR for U-NII-2A is less than 1.2 W/kg for 1g SAR and is less than 3.0 W/kg for 10g SAR, SAR is not required for U-NII-1 Band according to FCC KDB 248227D01v02r02.

This device supports IEEE 802.11ax with the following features:

- a) Up to 160 MHz Bandwidth only for 5/6 GHz
- b) Up to 20 MHz Bandwidth only for 2.4 GHz
- c) 2Tx antenna output
- d) Up to 1024 QAM is supported
- e) TDWR and Band gap channels are supported for 5/6 GHz
- f) MU-MIMO UL Operations are not supported

Per FCC KDB Publication 648474 D04v01r03, this device is considered a "phablet" since the diagonal dimension is greater than 160mm and less than 200mm. Phablet SAR tests are required when wireless router mode does not apply or if wireless router 1g SAR > 1.2 W/kg. Because wireless router operations are not supported for U-NII-1, U-NII-2A & U-NII-2C WLAN, phablet SAR tests were performed. Phablet SAR was not evaluated for 2.4 GHz WIFI, 2.4 GHz Bluetooth, and U-NII-3 WLAN operations since wireless router 1g SAR was < 1.2 W/kg.

Per April 2019 TCB Workshop Notes, SAR testing was not required for 802.11ax when applying the initial test configuration procedures of KDB 248227, with 802.11ax considered a higher order 802.11 mode.

4.8.2 Licensed Transmitter(s)

GSM/GPRS/EDGE DTM is not supported for US Bands. Therefore, the GSM Voice modes in this report do not transmit simultaneously with GPRS/EDGE Data.

LTE SAR for the higher modulations and lower Bandwidths were not tested since the maximum average output power of all required channels and configurations was not more than 0.5 dB higher than the highest Bandwidth; and the reported LTE SAR for the highest Bandwidth was less than 1.45 W/kg for all configurations according to FCC KDB 941225 D05v02r05.

Per FCC KDB 648474 D04v01r03, this device is considered a "Phablet" since the diagonal dimension is greater than 160 mm and less than 200 mm. Therefore, extremity SAR tests are required when wireless router mode does not apply or if wireless router 1g SAR > 1.2 W/kg. When hotspot mode applies, 10g SAR required only for the surfaces and edges with hotspot mode scaled to the maximum output power (including tolerance) is 1g SAR > 1.2 W/kg.

This Device supports 64QAM and 256QAM on the uplink and 256QAM on the downlink for LTE Operations. Conducted powers for 64QAM and 256QAM uplink configurations were measured per section 5.1 of FCC KDB 941225 D05v02r05. SAR was not required for 64QAM or 256QAM since the highest maximum output power for 64QAM and 256QAM is ≤ 0.5dB higher than the same configuration in QPSK and the reported SAR for QPSK configuration is ≤ 1.45 W/Kg, per section 5.2.4 for FCC KDB941225 D05v02r05.

This device supports LTE capabilities with overlapping transmission frequency ranges. When the supported frequency range of LTE Band falls completely within an LTE Band with a larger transmission frequency range, both LTE Bands have the same target power or the Band with the larger transmission frequency range has a higher target power and both LTE Bands share the same transmission path and signal characteristics, SAR was only tested for the Band with the larger transmission frequency range.

LTE capabilities with overlapping transmission frequency ranges were applied to LTE Band 5 (824.7 MHz ~ 848.3 MHz) is covered by LTE Band 26(814.7 MHz ~ 848.3 MHz), LTE Band 4 (1 712.4 MHz ~ 1 752.6 MHz) is covered by LTE Band 66(1 712.5 MHz ~ 1 777.5 MHz), LTE Band 2 Low Ant. (1 850.7 MHz ~ 1 909.3 MHz) is covered by LTE Band 25 Low Ant. (1 850.7 MHz ~ 1 914.3 MHz) and LTE Band 17 (706.5 MHz ~ 713.5 MHz) is covered by LTE Band 12 (699.7 MHz ~ 715.3 MHz) of this model each both LTE bands have the same target powers.

NR capabilities with overlapping transmission frequency ranges were applied to n2(1 852.5 MHz ~ 1 907.5 MHz) is covered by n25(1 852.5 MHz ~ 1 912.5 MHz) of this model each both NR bands have the same target powers.

This device support both Power class 2(PC2) and Power Class 3 (PC3) for LTE Band 41. Per May 2017 TCB workshop Notes, SAR test were performed with Power Class 3(given the specific UL/DL Limitations for Power Class 2). Additionally, SAR testing for the power class condition was evaluated for the highest configuration in Power class 3 for each test configuration to confirm he results were scalable linearly.

This product supported Inter-band LTE Carrier Aggregation for 4A-5A /4A-12A with two component carriers in the uplink. SAR Measurement and conducted Powers were replaced swiching antenna.

This device supports NSA(Non-standalone) and SA(Stand alone) connectivity for 5G NR FR1 Bands,More detailed specifications of the Bands are contained in the Technical description document.

This device is only capable of QPSK HSUPA in the uplink. Therefore, no additional SAR tests are required beyond that described for devices with HSUPA in KDB 941225 D01v03r01.

Per FCC KDB 941225 D01v03r01, 12.2 kbps RMC is the primary mode and HSPA (HSUPA/HSDPA with RMC) is the secondary mode.

Per FCC KDB 941225 D01v03r01, The SAR test exclusion is applied to the secondary mode by the following equation.

$$\text{Adjusted SAR} = \text{Highest Reported SAR} \times \frac{\text{Secondary Max tune - up (mW)}}{\text{Primary Max tune - up (mW)}} \leq 1.2 \text{ W/kg.}$$

Based on the highest Reported SAR, the secondary mode is not required.

5. Introduction

The FCC has adopted the guidelines for evaluating the environmental effects of radio frequency radiation in ET Docket 93-62 on Aug. 6, 1996 to protect the public and workers from the potential hazards of RF emissions due to FCC-regulated portable devices.

The safety limits used for the environmental evaluation measurements are based on the criteria published by the American National Standards Institute (ANSI) for localized specific absorption rate (SAR) in IEEE/ANSI C95.1-1992 Standard for Safety Levels with Respect to Human Exposure to Radio Frequency Electromagnetic Fields, 3 kHz to 300 GHz. 1992 by the Institute of Electrical and Electronics Engineers, Inc., New York 10017. The measurement procedure described in IEEE/ANSI C95.3-1992 Recommended Practice for the Measurement of Potentially Hazardous Electromagnetic Fields - RF and Microwave is used for guidance in measuring SAR due to the RF radiation exposure from the Equipment Under Test (EUT). These criteria for SAR evaluation are similar to those recommended by the National Council on Radiation Protection and Measurements (NCRP) in Biological Effects and Exposure Criteria for Radio Frequency Electromagnetic Fields," NCRP Report No. 86 NCRP, 1986, Bethesda, MD 20814. SAR is a measure of the rate of energy absorption due to exposure to an RF transmitting source. SAR values have been related to threshold levels for potential biological hazards.

SAR Definition

Specific Absorption Rate (SAR) is defined as the time derivative of the incremental electromagnetic energy (dW) absorbed by (dissipated in) an incremental mass (dm) contained in a volume element (dV) of a given density (r). It is also defined as the rate of RF energy absorption per unit mass at a point in an absorbing body.

$$SAR = \frac{d}{dt} \left(\frac{dU}{dm} \right)$$

Figure 1. SAR Mathematical Equation
SAR is expressed in units of Watts per Kilogram (W/kg)

Where:

- = conductivity of the tissue-simulant material (S/m)
- = mass density of the tissue-simulant material (kg/m^3)
- = Total RMS electric field strength (V/m)

NOTE: The primary factors that control rate of energy absorption were found to be the wavelength of the incident field in relations to the dimensions and geometry of the irradiated organism, the orientation of the organism in relation to the polarity of field vectors, the presence of reflecting surfaces, and whether conductive contact is made by the organism with a ground plane.

6. Description of test equipment

6.1 SAR MEASUREMENT SETUP

These measurements are performed using the DASY4 automated dosimetric assessment system. It is made by Schmid & Partner Engineering AG (SPEAG) in Zurich, Switzerland. It consists of high precision robotics system (Staubli), robot controller, Pentium III computer, near-field probe, probe alignment sensor, and the generic twin phantom containing the brain equivalent material. The robot is a six-axis industrial robot performing precise movements to position the probe to the location (points) of maximum electromagnetic field (EMF) (see Figure.2).

A cell controller system contains the power supply, robot controller, teach pendant (Joystick), and remote control, is used to drive the robot motors. The PC with Windows XP or Windows 7 is working with SAR Measurement system DASY4 & DASY5, A/D interface card, monitor, mouse, and keyboard. The Staubli Robot is connected to the cell controller to allow software manipulation of the robot. A data acquisition electronic (DAE) circuit performs the signal amplification, signal multiplexing, AD-conversion, offset measurements, mechanical surface detection, collision detection, etc. is connected to the Electro-optical coupler (EOC). The EOC performs the conversion from the optical into digital electric signal of the DAE and transfers data to the PC plug-in card.

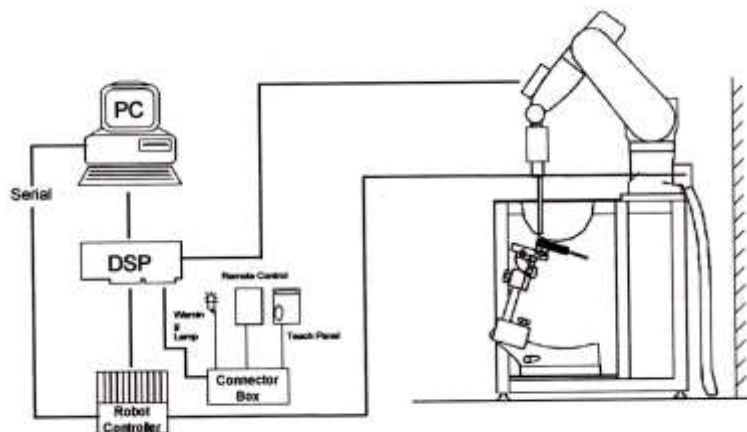


Figure 2. HCT SAR Lab. Test Measurement Set-up

The DAE consists of a highly sensitive electrometer-grade preamplifier with auto-zeroing, a channel and gain-switching multiplexer, a fast 16 bit AD-converter and a command decoder and control logic unit. Transmission to the PC-card is accomplished through an optical downlink for data and status information and an optical uplink for commands and clock lines. The mechanical probe mounting device includes two different sensor systems for frontal and sidewise probe contacts. They are also used for mechanical surface detection and probe collision detection. The robot uses its own controller with a built in VME-bus computer. The system is described in detail in.

7. SAR Measurement Procedure

The evaluation was performed using the following procedure compliant to FCC KDB Publication 865664 D01v01r04 and IEEE 1528-2013.

1. The SAR distribution at the exposed side of the head or body was measured at a distance no more than 5.0 mm from the inner surface of the shell. The area covered the entire dimension of the DUT's head and body area and the horizontal grid resolution was depending on the FCC KDB 865664 D01v01r04 table 4-1 & IEEE 1528-2013.
2. Based on step, the area of the maximum absorption was determined by sophisticated interpolations routines implemented in DASY software. When an Area Scan has measured all reachable point. DASY system computes the field maximal found in the scanned are, within a range of the maximum. SAR at this fixed point was measured and used as a reference value.
3. Around this point, a volume was assessed according to the measurement resolution and volume size requirements of FCC KDB 865664 D01v01r04 table 4-1 and IEEE 1528-2013. On the basis of this data set, the spatial peak SAR value was evaluated with the following procedure (reference from the DASY manual.)
 - a. The data at the surface were extrapolated, since the center of the dipoles is no more than 2.7 mm away from the tip of the probe (it is different from the probe type) and the distance between the surface and the lowest measuring point is 1.2 mm. The extrapolation was based on a least square algorithm. A polynomial of the fourth order was calculated through the points in z-axes. This polynomial was then used to evaluate the points between the surface and the probe tip.
 - b. The maximum interpolated value was searched with a straight-forward algorithm. Around this maximum the SAR values averaged over the spatial volumes (1 g or 10 g) were computed using the 3D-Spline interpolation algorithm. The 3D-spline is composed of three one-dimensional splines with the "Not a knot" condition (in x, y, and z directions. The volume was integrated with the trapezoidal algorithm. One thousand points (10 x 10 x 10) were interpolated to calculate the average.
 - c. All neighboring volumes were evaluated until no neighboring volume with a higher average value was found.
4. The SAR reference value, at the same location as step 2, was re-measured after the zoom scan. If the value changed by more than 5 %, the SAR evaluation and drift measurements were repeated.

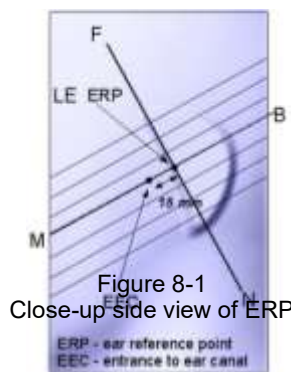
Area scan and zoom scan resolution setting follow KDB 865664 D01v01r04 quoted below.

		≤ 3 GHz	> 3 GHz	
Maximum distance from closest measurement point (geometric center of probe sensors) to phantom surface		5 ± 1 mm	$\cdot \delta \cdot \ln(2) \pm 0.5$ mm	
Maximum probe angle from probe axis to phantom surface normal at the measurement location		$30^\circ \pm 1^\circ$	$20^\circ \pm 1^\circ$	
Maximum area scan Spatial resolution: $\Delta x_{Area}, \Delta y_{Area}$		≤ 2 GHz: ≤ 15 mm 2-3 GHz: ≤ 12 mm	3-4 GHz: ≤ 12 mm 4-6 GHz: ≤ 10 mm	
		When the x or y dimension of the test device, in the measurement plane orientation, is smaller than the above, the measurement resolution must be \leq the corresponding x or y dimension of the test device with at least one measurement point on the test device.		
Maximum zoom scan Spatial resolution: $\Delta x_{zoom}, \Delta y_{zoom}$		≤ 2 GHz: ≤ 8 mm 2-3 GHz: ≤ 5 mm*	3-4 GHz: ≤ 5 mm* 4-6 GHz: ≤ 4 mm*	
Maximum zoom scan Spatial resolution normal to phantom surface	uniform grid: $\Delta z_{zoom}(n)$	≤ 5 mm	3-4 GHz: ≤ 4 mm 4-5 GHz: ≤ 3 mm 5-6 GHz: ≤ 2 mm	
	graded grid	$\Delta z_{zoom}(1)$: between 1 st two Points closest to phantom surface	≤ 4 mm	3-4 GHz: ≤ 3 mm 4-5 GHz: ≤ 2.5 mm 5-6 GHz: ≤ 2 mm
		$\Delta z_{zoom}(n>1)$: between subsequent Points	$\leq 1.5 \cdot \Delta z_{zoom}(n-1)$	
Minimum zoom scan volume	x, y, z	≥ 30 mm	3-4 GHz: ≥ 28 mm 4-5 GHz: ≥ 25 mm 5-6 GHz: ≥ 22 mm	
<p>Note: δ is the penetration depth of a plane-wave at normal incidence to the tissue medium; see draft standard IEEE P1528-2011 for details.</p> <p>* When zoom scan is required and the reported SAR from the area scan based 1-g SAR estimation procedures of KDB 447498 is ≤ 1.4 W/kg, ≤ 8 mm, ≤ 7 mm and ≤ 5 mm zoom scan resolution may be applied, respectively, for 2 GHz to 3 GHz, 3 GHz to 4 GHz and 4 GHz to 6 GHz.</p>				

8. Description of Test Position

8.1 EAR REFERENCE POINT

Figure 8-2 shows the front, back and side views of the SAM phantom. The center-of-mouth reference point is labeled “M”, the left ear reference point (ERP) is marked “LE”, and the right ERP is marked “RE.” Each ERP is on the B-M (back-mouth) line located 15 mm behind the entrance-to-ear-canal (EEC) point, as shown in Figure 6-1. The Reference Plane is defined as passing through the two ear reference point and point M. The line N-F (Neck-Front), also called the Reference Pivoting Line, is not perpendicular to the reference plane (See Figure 5-1), Line B-M is perpendicular to the N-F line. Both N-F and B-M lines are marked on the external phantom shell to facilitate handset positioning.



8.2 HANDSET REFERENCE POINTS

Two imaginary lines on the handset were established: the vertical centerline and the horizontal line. The device under test was placed in a normal operating position with the acoustic output located along the “vertical centerline” on the front of the device aligned to the “ear reference point”(see Figure 8-3). The acoustic output was then located at the same level as the center of the ear reference point. The device under test was positioned so that the “vertical centerline” was bisecting the front surface of the handset at its top and bottom edges, positioning the “ear reference point” on the outer surface of the both the left and right head phantoms on the ear reference point.



Figure 8-2
Front, back and side views of SAM Twin Phantom

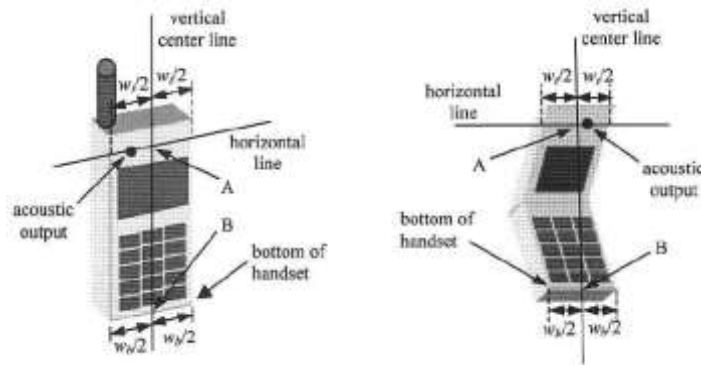


Figure 6-3. Handset vertical and horizontal reference lines

8.3 Device Holder

The device holder is made out of low-loss POM material having the following dielectric parameter; relative permittivity $\epsilon=3$ and loss tangent $\sigma =0.02$.

8.4 Position for cheek

Figure 6.4. shows cheek or touch position. The reference points for the right ear (RE), left ear (LE), and mouth (M), which establish the Reference Plane for handset positioning, are indicated.

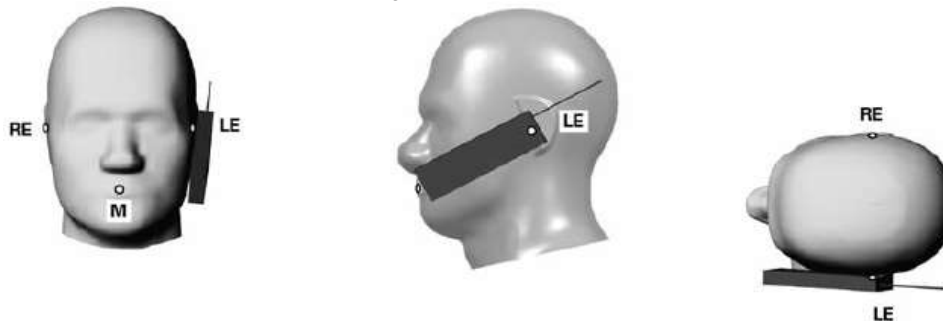


Figure 8.4 Cheek/ Touch position of the wireless device

8.5 Definition of the “tilted” position

Figure 6.5. shows tilted position. Place the device in the cheek position. Then while maintaining the orientation of the device, retract the device parallel to the reference plane far enough away from the phantom to enable a rotation of the device by 15°.



Figure 8.5. Tilt 15° position of the wireless device

8.6 Body-Worn Accessory Configurations

Body-worn operating configurations are tested with the belt-dips and holsters attached to the device and positioned against a flat phantom in a normal use configuration (see Figure 6-6). Per FCC KDB Publication 648474 D04v01r03 Body-worn accessory exposure is typically related to voice mode operations when handsets are carried in Body-worn accessories. The Body-worn accessory procedures in FCC KDB Publication 447498 D04v01 should be used to test for Body-worn accessory SAR compliance, without a headset connected to it.. When the reported SAR for a body- worn accessory, measured without a headset connected to the handset, is > 1.2 W/kg, the highest reported SAR configuration for that wireless mode and frequency Band should be repeated for that body-worn accessory with a headset attached to the handset.



Figure 8-6
Sample Body-Worn Diagram

Accessories for Body-worn operation configurations are divided into two categories: those that do not contain metallic components and those that do contain metallic components. When multiple accessories that do not contain metallic components are supplied with the device, the device is tested with only the accessory that dictates the closest spacing to the body. Then multiple accessories that contain metallic components are tested with the device with each accessory. If multiple accessories share an identical metallic component (i.e. the same metallic belt-dip used with different holsters with no other metallic components) only the accessory that dictates the closest spacing to the body is tested.

8.7 Wireless Router Configurations

Some battery-operated handsets have the capability to transmit and receive user data through simultaneous transmission of WIFI simultaneously with a separate licensed transmitter. The FCC has provided guidance in FCC KDB Publication 941225 D06v02r01 where SAR test considerations for handsets (L x W \geq 9cmx5 cm) are based on a composite test separation distance of 10 mm from the front back and edges of the device containing transmitting antennas within 2.5 cm of their edges, determined from general mixed use conditions for this type of devices. Since the hotspot SAR results may overlap with the Body-worn accessory SAR requirements, the more conservative configurations can be considered, thus excluding some Body-worn accessory SAR tests.

When the user enables the personal wireless router functions for the handset actual operations include simultaneous transmission of both the WIFI transmitter and another licensed transmitter. Both transmitters often do not transmit at the same transmitting frequency and thus cannot be evaluated for SAR under actual use conditions due to the limitations of the SAR assessment probes. Therefore, SAR must be evaluated for each frequency transmission and mode separately and spatially summed with the WIFI transmitter according to FCC KDB Publication 447498 D04v01 publication procedures. The Portable Hotspot feature on the handset was NOT activated during SAR assessments, to ensure the SAR measurements were evaluated for a single transmission frequency RF signal at a time.

8.8 Extremity Exposure Configurations

Devices that are designed or intended for use on extremities or mainly operated in extremity only exposure conditions: i.e., hands, wrists, feet and ankles, may require extremity SAR evaluation. When the device also operates in close proximity to the user's body, SAR compliance for the body is also required. The 1-g body and 10-g extremity SAR Exclusion Thresholds found in KDB Publication 447498 D04v01 should be applied to determine SAR test requirements.

For smart phones with a display diagonal dimension > 15.0 cm or an overall diagonal dimension > 16.0 cm that provide similar mobile web access and multimedia support found in mini-tablets or UMPC mini-tablets that support voice calls next to the ear. the phablets procedures outlined in KDB Publication 648474 D04 v01r03 should be applied to evaluate SAR compliance. A device marketed as phablets, regardless of form factors and operating characteristics must be tested as a phablet to determine SAR compliance. In addition to the normally required head and body-worn accessory SAR test procedures required for handsets, the UMPC mini-tablet procedures must also be applied to test the SAR of all surfaces and edges with an antenna \leq 25 mm from that surface or edge, in direct contact with the phantom, for 10-g SAR. The UMPC mini-tablet 1-g SAR at 5 mm is not required. When hotspot mode applies, 10-g SAR is required only for the surfaces and edges with hotspot mode scaled to the maximum output power (including tolerance) is 1-g SAR > 1.2 W/kg.

8.9 Bluetooth tethering Configurations

Per May 2017 TCBC Workshop Document, When Bluetooth tethering applies, simultaneous transmission SAR needs consideration.

This model allows users to exchange data or media files with other Bluetooth enabled devices using Bluetooth, which means they can connect to other Bluetooth enabled devices via Bluetooth tethering. Therefore, SAR test was performed for additional simultaneous transmissions. Head and Bluetooth tethering SAR were evaluated for BT BR tethering applications.

9. RF Exposure Limits

HUMAN EXPOSURE	UNCONTROLLED ENVIRONMENT General Population (W/kg) or (mW/g)	CONTROLLED ENVIRONMENT Occupational (W/kg) or (mW/g)
SPATIAL PEAK SAR * (Partial Body)	1.6	8.0
SPATIAL AVERAGE SAR ** (Whole Body)	0.08	0.4
SPATIAL PEAK SAR *** (Hands / Feet / Ankle / Wrist)	4.0	20.0

NOTES:

- * The Spatial Peak value of the SAR averaged over any 1 g of tissue (defined as a tissue volume in the shape of a cube) and over the appropriate averaging time.
- ** The Spatial Average value of the SAR averaged over the whole-body.
- *** The Spatial Peak value of the SAR averaged over any 10 g of tissue (defined as a tissue volume in the shape of a cube) and over the appropriate averaging time.

Uncontrolled Environments are defined as locations where there is the exposure of individuals who have no knowledge or control of their exposure. The general population/uncontrolled exposure limits are applicable to situations in which the general public may be exposed or in which persons who are exposed as a consequence of their employment may not be mad fully aware of the potential for exposure or cannot exercise control over their exposure. Members of the general public would come under this category when exposure is not employment-related; for example, in the case of a wireless transmitter that exposes persons in its vicinity.

Controlled Environments are defined as locations where there is exposure that may be incurred by persons who are aware of the potential for exposure, (i.e.as a result of employment or occupation). In general, occupational/controlled exposure limits are applicable to situations in which persons are exposed as a consequence of their employment, who have been made fully aware of the potential for exposure and can exercise control over their exposure. This exposure category is also applicable when the exposure is of a transient nature due to incidental passage through a location where the exposure levels may be higher than the general population/uncontrolled limits, but the exposed person is fully aware of the potential for exposure and can exercise control over his or her exposure by leaving the area or by some other appropriate means.

10. FCC SAR General Measurement Procedures

Power Measurements for licensed transmitters are performed using a base simulator under digital average power.

10.1 Measured and Reported SAR

Per FCC KDB Publication 447498 D04v01, when SAR is not measured at the maximum power level allowed for production units, the results must be scaled to the maximum tune-up tolerance limit according to the power applied to the individual channels tested to determine compliance. For simultaneous transmission, the measured aggregate SAR must be scaled according to the sum of the differences between the maximum tune-up tolerance and actual power used to test each transmitter. When SAR is measured at or scaled to the maximum tune-up tolerance limit, the results are referred to as Reported SAR. The highest reported SAR results are identified on the grant of equipment authorization according to procedures in KDB 690783 D01v01r03.

10.2 3G SAR Test Reduction Procedure

10.2.1 GSM, GPRS and EDGE

The following procedures may be considered for each frequency Band to determine SAR test reduction for devices operating in GSM/GPRS/EDGE modes to demonstrate RF exposure compliance. GSM voice mode transmits with 1 time-slot. GPRS and EDGE may transmit up to 4 time slots in the 8 time-slot frame according to the multi-slot class implemented in a device.

10.2.2 SAR Test Reduction

In FCC KDB 941225 D01v03r01, certain transmission modes within a frequency Band and wireless mode evaluated for SAR are defined as primary modes. The equivalent modes considered for SAR test reduction are denoted as secondary modes. When the maximum output power including tune-up tolerance specified for production units in a secondary mode is ≤ 0.25 dB higher than the primary mode or when the highest reported SAR of the primary mode, scaled by the ratio of specified maximum output power and tune-up tolerance of secondary to primary mode, is ≤ 1.2 W/kg, SAR measurements are not required for the secondary mode. These criteria are referred to as the 3G SAR test reduction procedure. When the 3G SAR test reduction procedure is not satisfied, SAR measurements are additionally required for the secondary mode.

SAR test reduction for GPRS and EDGE modes is determined by the source-based time-averaged output power specified for production units, including tune-up tolerance. The data mode with highest specified time-averaged output power should be tested for SAR compliance in the applicable exposure conditions. For modes with the same specified maximum output power and tolerance, the higher number time-slot configuration should be tested

10.2.3 Procedures Used to Establish RF Signal for SAR

The following procedures are according to FCC KDB 941225 D01v03r01-3G SAR Measurement Procedures. The handset was placed into a simulated call using a base station simulator in a shielded chamber. Such test signals offer a consistent means for testing SAR and are recommended for evaluation SAR measurements were taken with a fully charged battery. In order to verify that the device was tested and maintained at full power, this was configured with the base station simulator. The SAR measurement Software calculates a reference point at the start and end of the test to Check for power drifts. If conducted Power deviations of more than 5 % occurred, the tests were repeated.

10.3 SAR Measurement Conditions for UMTS

10.3.1 Output Power Verification

Maximum output power is verified on the High, Middle and Low channels according to the general descriptions in sec. 5.2 of 3GPP TS 34.121, using the appropriate RMC with TPC (transmit power control) set to all “1s” or applying the required inner loop power control procedures to maintain maximum output power while HSUPA is active. Results for all applicable physical channel configurations (DPCCH, DPDCHn and spreading codes, HS-DPCCH etc) are tabulated in this test report. All configurations that are not supported by the DUT or cannot be measured due to technical or equipment limitations are identified.

10.3.2 Body SAR measurements

SAR for body exposure configurations is measured using the 12.2kbps RMC with the TPC bits all “1s”. the 3G SAR test reduction procedure is applied to other spreading codes and multiple DPDCHn configurations supported by the handset with 12.2 kbps RMC as the primary mode. Otherwise, SAR is measured using and applicable RMC configuration with the corresponding spreading code or DPDCHn, for the highest reported SAR configuration in 12.2kbps RMC.

10.3.3 SAR Measurements with Rel. 5 HSDPA

The 3G SAR test reduction procedure is applied to HSDPA body configurations with 12.2 kbps RMC as the primary mode. Otherwise, Body SAR for HSDPA is measured using and FRC with H-SET 1 in Sub-test and a 12.2 kbps RMC without HSDPA. Handsets with both HSDPA and HSUPA are tested according to release 6 HSPA test procedures. 8.4.5 SAR Measurement with Rel.6 HSUPA The 3G SAR test Reduction Procedure is applied to HSPA (HSUPA/HSDPA with RMC) body configurations with 12.2 kbps RMC as the primary mode. Otherwise, Body SAR for HSPA is measured with E-DCH Sub-test 5, Using H-Set 1 and QPSK for FRC and a 12.2kbps RMC configured in Test Loop Mode 1 and Power Control algorithm 2, according to the highest reported body SAR configuration in 12.2 kbps RMC without HSPA. When VOIP applies to head exposure, the 3G SAR test reduction procedure is applied with 12.2 kbps RMC as the primary mode; otherwise, the same HSPA configuration used for body SAR measurements are applied to head exposure testing.

10.3.4 SAR Measurements with Rel. 6 HSUPA


The 3G SAR test reduction procedure is applied to HSPA (HSUPA/HSDPA with RMC) body configurations with 12.2 kbps RMC as the primary mode. Otherwise, Body SAR for HSPA is measured with E-DCH Sub-test 5, using H-Set1 and QPSK for FRC and a 12.2 kbps RMC configured in Test Loop Mode 1 and power control algorithm 2, according to the highest reported body SAR configuration in 12.2 kbps RMC without HSPA.

10.3.5DC-HSDPA

SAR is required for Rel.8 DC-HSDPA when SAR is required for Rel.5 HSDPA; otherwise, the 3G SAR test reduction procedure is applied to DC-HSDPA with 12.2 kbps RMC as the primary mode. Power is measured for DC-HSDPA according to the H-Set 12, FRC configuration in table C.8.1.12 of 3GPP TS34.121-1 to determine SAR test reduction. Primary and secondary serving HS-DSCH Cell are required to perform the power measurement and for the results to be acceptable.

DC-HSDPA Configurations

- ◆ 3GPP specification TS 34.121-1 Release 8. was used for used for DC-HSDPA guidance.
- ◆ H-set 12(QPSK)was conformed to be used during DC-HSDPA measurements.



10.4 SAR Measurement Conditions for LTE

LTE modes are tested according to FCC KDB 941225 D05v02r05 publication. Establishing connections with base station simulators ensure a consistent means for testing SAR and are recommended for evaluation SAR [4]. The R&S CMW500 or Anritsu MT8820C simulators are used for LTE output power measurements and SAR testing. Closed loop power control was used so the UE transmits with maximum output power during SAR testing. SAR tests were performed with the same number of RB and RB offsets transmitting on all TTI frames (maximum TTI).

10.4.1 Spectrum Plots for RB Configurations

A properly configured base station simulator was used for SAR tests and power measurements. Therefore, spectrum plots for RB configurations were not required to be included in this report.

10.4.2 MPR

MPR is permanently implemented for this device by the manufacturer. The specific manufacturer target MPR is indicated alongside the SAR results. MPR is enabled for this device, according to 3GPP TS36. 101 Section 6.2.3 – 6.2.5 under Table 6.2.3-1.

10.4.3 A-MPR

A-MPR (Additional MPR) has been disabled for all SAR tests by setting NS=01 on the base station simulator.

10.4.4 Required RB Size and RB offsets for SAR testing

According to FCC KDB 941225 D05v02r05

- a. Per sec 4.2.1, SAR is required for QPSK 1 RB Allocation for the largest Bandwidth
 - i. The required channel and offset combination with the highest maximum output power is required for SAR.
 - ii. When the reported SAR is ≤ 0.8 W/Kg, testing of the remaining RB offset configurations and required test channels is not required. Otherwise, SAR is required for the remaining required test channels using the RB offset configuration with highest output power for that channel.
 - iii. When the reported SAR for a required test channel is > 1.45 W/kg, SAR is required for all RB offset configurations for that channel.
- b. Per Sec 4.2.2, SAR is required for 50% RB allocation using the largest Bandwidth following the same procedures outlined in Sec 4.2.1.
- c. Per Sec. 4.2.3, QPSK SAR is not required for the 100% allocation when the highest maximum output power for the 100% allocation is less than the highest maximum output power of the 1 RB and 50% RB allocations and the reported SAR for the 1 RB and 50% RB allocations is < 0.8 W/kg.
- d. Per Sec. 4.2.4 and 4.3, SAR test for higher order modulations and lower Bandwidths configurations are not required when the conducted power of the required test configurations determined by Sec. 4.2.1 through 4.2.3 is less than or equal to 1/2 dB higher than the equivalent configuration using QPSK modulation and when the QPSK SAR for those configurations is < 1.45 W/Kg.

10.4.5 Downlink Carrier Aggregation

Conducted power measurements with LTE Carrier aggregation (CA) downlink only active are made in accordance to KDB publication 941225 D05Av01r02. The RRC connection is only handled by one cell, the primary component carrier (PCC) for downlink and uplink communications. After making a data connection to the PCC, the UE device adds secondary component carrier (SCC) on the downlink only. All uplink communications and acknowledgements remain identical to specifications when downlink carrier aggregation is inactive on the PCC. For every supported combination of downlink only carrier aggregation, additional conducted output Powers are measured with downlink carrier aggregation active for the configuration with highest measured maximum conducted power with the downlink carrier aggregation inactive measured among the channel Bandwidth, modulation and RB combinations in each frequency Band. Per FCC KDB Publication 941225 D05Av01r02, no SAR measurements are required for carrier aggregation configurations when the

average output power with downlink only carrier aggregation active is not more than 0.25dB higher than the average output power with downlink only carrier aggregation inactive.

10.4.6 LTE(TDD) Considerations

According to KDB 941225 D05v02r05, for Time-Division Duplex (TDD) systems, SAR must be tested using a fixed periodic duty factor according to the highest transmission duty factor implemented for the device and supported by the defined 3GPP LTE TDD configurations.

SAR was tested with the highest transmission duty factor (63.33 %) using Uplink-downlink configuration 0 and Special subframe configuration 6. LTE TDD Band 41 supports 3GPP TS 36.211 section 4.2 for Type 2 Frame and Table 4.2-2 for uplink-downlink configurations and Table 4.2-1 for Special sub frame configurations.

Table 4.2-1: Configuration of special subframe (lengths of DwPTS/GP/UpPTS)

Special subframe configuration	Normal cyclic prefix in downlink			Extended cyclic prefix in downlink		
	DwPTS	UpPTS		DwPTS	UpPTS	
		Normal cyclic prefix in uplink	Extended cyclic prefix in uplink		Normal cyclic prefix in uplink	Extended cyclic prefix in uplink
0	$6592 \cdot T_s$	$2192 \cdot T_s$	$2560 \cdot T_s$	$7680 \cdot T_s$	$2192 \cdot T_s$	$2560 \cdot T_s$
1	$19760 \cdot T_s$			$20480 \cdot T_s$		
2	$21952 \cdot T_s$			$23040 \cdot T_s$		
3	$24144 \cdot T_s$			$25600 \cdot T_s$		
4	$26336 \cdot T_s$	$4384 \cdot T_s$	$5120 \cdot T_s$	$7680 \cdot T_s$	$4384 \cdot T_s$	$5120 \cdot T_s$
5	$6592 \cdot T_s$			$20480 \cdot T_s$		
6	$19760 \cdot T_s$			$23040 \cdot T_s$		
7	$21952 \cdot T_s$			$12800 \cdot T_s$		
8	$24144 \cdot T_s$			-		
9	$13168 \cdot T_s$	-	-	-	-	-

Calculated Duty Cycle – Extended cyclic prefix in uplink x (Ts) x no of S + no of U

Table 4.2-2: Uplink-downlink configurations.

Uplink-downlink configuration	Downlink-to-Uplink Switch-point periodicity	Subframe number									
		0	1	2	3	4	5	6	7	8	9
0	5 ms	D	S	U	U	U	D	S	U	U	U
1	5 ms	D	S	U	U	D	D	S	U	U	D
2	5 ms	D	S	U	D	D	D	S	U	D	D
3	10 ms	D	S	U	U	U	D	D	D	D	D
4	10 ms	D	S	U	U	D	D	D	D	D	D
5	10 ms	D	S	U	D	D	D	D	D	D	D
6	5 ms	D	S	U	U	U	D	S	U	U	D

Example for calculated Duty Cycle for Uplink-Downlink Configuration 0:
 Calculated Duty Cycle = $(5120 \times (1/(15000 \times 2048))) \times 2 + 0.006)/0.01 = 63.33 \%$
 Where
 $T_s = 1/(15000 \times 2048)$ seconds

HPUE :
 Calculated Duty Cycle for Uplink-Downlink Configuration 1:
 Calculated Duty Cycle = $5120 \times (1/(15000 \times 2048)) \times 2 + 0.004)/0.01 = 43.33 \%$

10.4.7 The Call Box Setup for LTE(TDD)

When you Want to Test for LTE TDD, Please Change Frame Structure TDD and TDD Uplink Downlink Configuration 0 and Special Subframe Configuration 6.

2018/01/08 11:00 Idle(Regist) Phone-2 W-CDMA Phone-1 LTE
 <Fundamental Measurement> Output Main Continuous

Parameter Fundamental UE Report

Reference Signal not found UE Power : -21.5 dBm

Power Measurement (Meas. Count : 11/ 20)
 Avg. Max. Min. Limit
 TX Power ***** dBm 20.3 to 25.7 dBm
 Channel Power ***** dBm

Modulation Analysis View (Meas. Count : 1/ 1)

Common Parameter
 Test Parameter TX1 - Max. Power(QPSK/1 RB)

Call Processing On Scenario Normal

Frequency
 Frame Structure TDD
 Channel Bandwidth FDD Hz TDD 20
 UL Channel & Frequency CH = 2593.000000 MHz
 DL Channel & Frequency CH = 2593.000000 MHz
 Operation Band 41
 Frequency Separation (0)MHz

Level
 Input Level 30.0 dBm

Parameter: Common, Physical Channel, Call Processing, TX Measurement Setup, RX Measurement Setup, Fundamental Measurement

2018/01/08 11:01 Idle(Regist) Phone-2 W-CDMA Phone-1 LTE
 <Fundamental Measurement> Output Main Continuous

Parameter Fundamental UE Report

Reference Signal not found UE Power : -21.5 dBm

Power Measurement (Meas. Count : 11/ 20)
 Avg. Max. Min. Limit
 TX Power ***** dBm 20.3 to 25.7 dBm
 Channel Power ***** dBm

Modulation Analysis View (Meas. Count : 1/ 1)

MCS Index (-) 5 (QPSK) (5) (2216) - -
 MCS Index (5) 5 (QPSK) (5) (1864) 4 -
 MCS Index (0) 5 (QPSK) (5) (2216) - 2
 MCS Index (1,6) N/A (----) (--) (----) - 2
 CFI 3

TDD subframe 0 1 2 3 4 5 6 7 8 9
 Uplink Downlink Configuration 0 : (5ms) D S U U U D S U U U
 Special Subframe Configuration 6

Physical Channel Parameter
 PSS Power 0.0 dB
 SSS Power 0.0 dB
 PBCH Power 0.0 dB
 PCFICH Power 0.0 dB
 PHICH Power 0.0 dB

Parameter: Common, Physical Channel, Call Processing, TX Measurement Setup, RX Measurement Setup, Fundamental Measurement

10.5 SAR Testing with 802.11 Transmitters

The normal network operating configurations of 802.11 transmitters are not suitable for SAR measurements. Unpredictable fluctuations in network traffic and antenna diversity conditions can introduce undesirable variations in SAR results. The SAR for these devices should be measured using chipset based test mode software to ensure the results are consistent and reliable. See KDB Publication 248227 D01v02r02 for more details.

10.5.1 General Device Setup

Chipset based test mode software is hardware dependent and generally varies among manufacturers. The device operating parameters established in test mode for SAR measurements must be identical to those programmed in production units, including output power levels, amplifier gain settings and other RF performance tuning parameters.

A periodic duty factor is required for current generation SAR system to measure SAR. When 802.11 frame gaps are accounted for in the transmission, a maximum transmission duty factor of 92-96% is typically achievable in most test mode configurations. A minimum transmission duty factor of 85% is required to avoid certain hardware and device implementation issues related to wide range SAR scaling. The reported SAR is scaled to 100% transmission duty factor to determine compliance at the maximum tune-up tolerance limit.

10.5.2 U-NII-1 and U-NII-2A

For devices that operate in both U-NII-1 and U-NII2A Bands, when the same maximum output power is specified for both Bands, SAR measurement using OFDM SAR test procedures is not required for U-NII-1 unless the highest reported SAR for U-NII-2A is > 1.2 W/kg for 1g SAR or > 3.0 W/kg for 10g SAR. When different maximum output powers are specified for the Bands, SAR measurement for the U-NII Band with the lower maximum output power is not required unless the highest reported SAR for the U-NII Band with the higher maximum output power, adjusted by the ratio of lower to higher specified maximum output power for the two Bands, is > 1.2 W/kg for 1g SAR or > 3.0 W/kg for 10g SAR.

10.5.3 U-NII-2C and U-NII-3

The frequency range covered by U-NII-2C and U-NII-3 is 380 MHz (5.47 GHz – 5.85 GHz), which requires a minimum of at least two SAR probe calibration frequency points to support SAR measurements. When Terminal Doppler Weather Radar (TDWR) restriction applies, the channels at 5.60 GHz – 5.65 GHz in U-NII-2C Band must be disabled with acceptable mechanisms and documented in the equipment certification.

Unless Band gap channels are permanently disabled, SAR must be considered for these channels.

10.5.4 Initial Test Position Procedure

For exposure conditions with multiple test positions, such as handset operating next to the ear, devices with hotspot mode or UMPC mini-tablet, procedures for initial test position can be applied. Using the transmission mode determined by the DSSS procedure or initial test configuration, area scans are measured for all positions in an exposure condition. The test position with the highest extrapolated (peak) SAR is used as the initial test position. When reported SAR for the initial test position is ≤ 0.4 W/kg for 1g SAR and ≤ 1.0 W/kg for 10g SAR, no additional testing for the remaining test position is required. Otherwise, SAR is evaluated at the subsequent highest peak SAR positions until the reported SAR result is ≤ 0.8 W/kg for 1g SAR and ≤ 2.0 W/kg for 10g SAR or all test positions are measured.

10.5.5 2.4 GHz SAR test Requirements

SAR is measured for 2.4 GHz 802.11b DSSS using either the fixed test position or, when applicable, the initial test position procedure. SAR test reduction is determined according to the following:

- 1) When the reported SAR of the highest measured maximum output power channel for the exposure configuration is ≤ 0.8 W/kg, no further SAR testing is required for 802.11b DSSS is that exposure configuration.
- 2) When the reported SAR is > 0.8 W/kg, SAR is required for that position using the next highest measured output power channel. When any reported SAR is > 1.2 W/kg, SAR is required for the third channel; i.e., all channels require testing.

2.4 GHz 802.11 g/n OFDM are additionally evaluated for SAR if the highest reported SAR for 802.11b, adjusted by the ratio of the OFDM to DSSS specified maximum output power, is > 1.2 W/kg. When SAR is required for OFDM modes in 2.4 GHz Band, the Initial Test Configuration Procedures should be followed.

10.5.6 OFDM Transmission Mode and SAR Test Channel Selection

For the 2.4 GHz and 5 GHz Bands, when the same maximum output power was specified for multiple OFDM transmission mode configurations in a frequency Band or aggregated Band, SAR is measured using the configuration with the largest channel Bandwidth, lowest order modulation and lowest data rate and lowest order 802.11 a/g/n/ac mode. When the maximum output power of a channel is the same for equivalent OFDM configurations; for example, 802.11a, 802.11n and 802.11 ac or 802.11g and 802.11n with the same channel Bandwidth, modulation and data rate etc., the lower order 802.11 mode i.e., 802.11a, then 802.11n and 802.11ac or 802.11g then 802.11n, is used for SAR measurement. When the maximum output power are the same for multiple test channels, either according to the default or additional power measurement requirements, SAR is measured using the channel closest to the middle of the frequency Band or aggregated Band. When there are multiple channels with the same maximum output power, SAR is measured using the higher number channel.

10.5.7 Initial Test Configuration Procedure

For OFDM, in both 2.4 GHz and 5 GHz Bands, an initial test configuration is determined for each frequency Band and aggregated Band, according to the transmission mode with the highest maximum output power specified for SAR measurements. When the same maximum output power is specified for multiple OFDM transmission mode configurations in a frequency Band or aggregated Band, SAR is measured using the configuration(s) with the largest channel Bandwidth, lowest order modulation, and lowest data rate. If the average RF output powers of the highest identical transmission modes are within 0.25 dB of each other, mid channel of the transmission mode with highest average RF output power is the initial test channel. Otherwise, the channel of the transmission mode with the highest average RF output conducted power will be the initial test configuration.

When the reported SAR is ≤ 0.8 W/kg, no additional measurements on other test channels are required. Otherwise, SAR is evaluated using the subsequent highest average RF output channel until the reported SAR result is 1.2 W/kg or all channels are measured. When there are multiple untested channels having the same subsequent highest average RF output power, the channel with higher frequency from the lowest 802.11 mode is considered for SAR measurements.

10.5.8 Subsequent Test Configuration Procedures

For OFDM configurations in each frequency Band and aggregated Band, SAR is evaluated for initial test configuration using the fixed test position or the initial test position on procedure. When the highest reported SAR (for the initial test configuration), adjusted by the ratio of the specified maximum output power of the subsequent test configuration to initial test configuration, is ≤ 1.2 W/kg for 1g SAR and ≤ 3.0 W/kg for 10g SAR, no additional SAR tests for the subsequent test configurations are required.

11. Output Power Specifications

This device operates using the following maximum output power specifications. SAR values were scaled to the maximum allowed power to determine compliance per KDB publication 447498 D04v01.

Licensed Bands

Test Description	Test Procedure Used
Conducted Output Power	- KDB 971168 D01 v03r01 - Section 5.2.4 - ANSI C63.26-2015 - Section 5.2.1 & 5.2.4.2

Test Overview

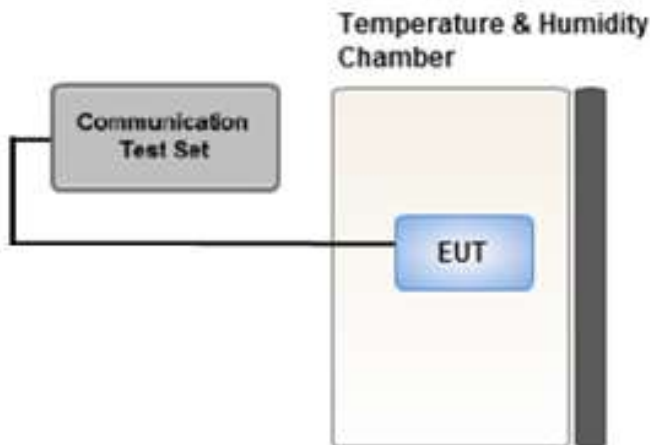
According to ANSI C63.26-2015 Section 5.2.1 when measuring the maximum RF output power from such devices, control over the EUT must be provided either through special test software (provided by manufacturer specifically for compliance testing, but not accessible by an end user) or through use of a base station emulator, communications test set, call box, or similar instrumentation that is capable of establishing a communications link with the EUT to enable control over variable parameters (e.g., output power, OBW, etc.).

In some cases, these instruments also include basic digital spectrum analyzer and/or power meter capabilities that can be utilized to measure the RF output power if the specified detectors and requirements can be realized and the measurement functions have been calibrated.

Test Procedure

1. The RF port of the EUT was connected to the Communication Tester via an RF cable.
2. Conducted average power was measured using a calibrated Radio Communication Tester.

Test setup



11.1 GSM

11.1.1 GSM Maximum Conducted Output Power

GSM850 – MAIN1(Ant A)

Measured P_{max} , Free (RSI 0) , RCV (RSI 1), Hotspot (RSI 2)

Mode / Band	Voice	GPRS(GMSK) Data – CS1(dBm)				EDGE Data (dBm)			
	GSM	GPRS 1 TX Slot	GPRS 2 TX Slot	GPRS 3 TX Slot	GPRS 4 TX Slot	EDGE 1 TX Slot	EDGE 2 TX Slot	EDGE 3 TX Slot	EDGE 4 TX Slot
Maximum	34.0	34.0	31.5	30.0	28.5	27.5	25.5	24.3	23.1
Nominal	33.0	33.0	30.5	29.0	27.5	26.5	24.5	23.3	22.1
GSM 850	128	32.71	32.70	30.61	29.45	28.24	27.09	24.78	23.32
	190	32.67	32.68	30.59	29.40	28.41	27.21	24.81	23.34
	251	32.86	32.86	30.71	29.30	28.44	27.17	24.70	23.39

GSM Conducted output powers (Burst-Average)

Mode / Band	Voice	GPRS(GMSK) Data – CS1(dBm)				EDGE Data (dBm)			
	GSM	GPRS 1 TX Slot	GPRS 2 TX Slot	GPRS 3 TX Slot	GPRS 4 TX Slot	EDGE 1 TX Slot	EDGE 2 TX Slot	EDGE 3 TX Slot	EDGE 4 TX Slot
Maximum	24.97	24.97	25.48	25.74	25.49	18.47	19.48	20.04	20.09
Nominal	23.97	23.97	24.48	24.74	24.49	17.47	18.48	19.04	19.09
GSM 850	128	23.68	23.67	24.59	25.19	25.23	18.06	18.76	19.06
	190	23.64	23.65	24.57	25.14	25.40	18.18	18.79	19.08
	251	23.83	23.83	24.69	25.04	25.43	18.14	18.68	19.13

GSM Conducted output powers (Frame-Average)

GSM850 – SUB1(Ant E)

Measured P_{max} Calculations

Mode / Band	Voice	GPRS(GMSK) Data – CS1(dBm)				EDGE Data (dBm)			
	GSM	GPRS 1 TX Slot	GPRS 2 TX Slot	GPRS 3 TX Slot	GPRS 4 TX Slot	EDGE 1 TX Slot	EDGE 2 TX Slot	EDGE 3 TX Slot	EDGE 4 TX Slot
Maximum	33.5	33.5	31.0	29.5	28.0	28.5	26.5	25.0	23.5
Nominal	32.5	32.5	30.0	28.5	27.0	27.5	25.5	24.0	22.5
GSM 850	128	31.89	31.88	29.67	28.90	27.68	26.17	24.16	23.04
	190	32.21	32.23	30.04	28.95	27.83	26.37	24.35	23.15
	251	32.31	32.32	30.17	28.94	27.86	26.36	24.24	23.01

GSM Conducted output powers (Burst-Average)

Mode / Band	Voice	GPRS(GMSK) Data – CS1(dBm)				EDGE Data (dBm)			
	GSM	GPRS 1 TX Slot	GPRS 2 TX Slot	GPRS 3 TX Slot	GPRS 4 TX Slot	EDGE 1 TX Slot	EDGE 2 TX Slot	EDGE 3 TX Slot	EDGE 4 TX Slot
Maximum	24.47	24.47	24.98	25.24	24.99	19.47	20.48	20.74	20.49
Nominal	23.47	23.47	23.98	24.24	23.99	18.47	19.48	19.74	19.49
GSM 850	128	22.86	22.85	23.65	24.64	24.67	17.14	18.14	18.78
	190	23.18	23.20	24.02	24.69	24.82	17.34	18.33	18.89
	251	23.28	23.29	24.15	24.68	24.85	17.33	18.22	18.75

GSM Conducted output powers (Frame-Average)

GSM850 – SUB1(Ant E)

Measured Free (RSI 0), Hotspot (RSI 2) Calculations

Mode / Band	Voice	GPRS(GMSK) Data – CS1(dBm)				EDGE Data (dBm)			
	GSM	GPRS 1 TX Slot	GPRS 2 TX Slot	GPRS 3 TX Slot	GPRS 4 TX Slot	EDGE 1 TX Slot	EDGE 2 TX Slot	EDGE 3 TX Slot	EDGE 4 TX Slot
Maximum	33.5	33.5	31.0	29.5	28.0	27.5	25.5	24.3	23.1
Nominal	32.5	32.5	30.0	28.5	27.0	26.5	24.5	23.3	22.1
GSM 850	128	31.89	31.88	29.67	28.90	27.68	25.98	24.12	22.66
	190	32.21	32.23	30.04	28.95	27.83	26.27	24.29	22.87
	251	32.31	32.32	30.17	28.94	27.86	26.47	24.31	22.91

GSM Conducted output powers (Burst-Average)

Mode / Band	Voice	GPRS(GMSK) Data – CS1(dBm)				EDGE Data (dBm)			
	GSM	GPRS 1 TX Slot	GPRS 2 TX Slot	GPRS 3 TX Slot	GPRS 4 TX Slot	EDGE 1 TX Slot	EDGE 2 TX Slot	EDGE 3 TX Slot	EDGE 4 TX Slot
Maximum	24.47	24.47	24.98	25.24	24.99	18.47	16.47	18.28	18.84
Nominal	23.47	23.47	23.98	24.24	23.99	17.47	15.47	17.28	17.84
GSM 850	128	22.86	22.85	23.65	24.64	24.67	16.95	15.09	16.64
	190	23.18	23.20	24.02	24.69	24.82	17.24	15.26	16.85
	251	23.28	23.29	24.15	24.68	24.85	17.44	15.28	16.89

GSM Conducted output powers (Frame-Average) **SM850 – SUB1(Ant E)**

Measured RCV (RSI 1) Calculations

Mode / Band	Voice	GPRS(GMSK) Data – CS1(dBm)				EDGE Data (dBm)			
	GSM	GPRS 1 TX Slot	GPRS 2 TX Slot	GPRS 3 TX Slot	GPRS 4 TX Slot	EDGE 1 TX Slot	EDGE 2 TX Slot	EDGE 3 TX Slot	EDGE 4 TX Slot
Maximum	29.0	29.0	26.0	25.0	23.5	27.0	25.0	23.8	22.5
Nominal	28.0	28.0	25.0	24.0	22.5	26.0	24.0	22.8	21.5
GSM 850	128	28.43	28.78	25.50	23.37	22.77	26.29	24.35	22.85
	190	28.64	28.60	25.58	23.44	22.79	26.26	24.24	22.95
	251	28.73	28.79	25.58	23.44	22.73	26.39	24.37	22.95

GSM Conducted output powers (Burst-Average)

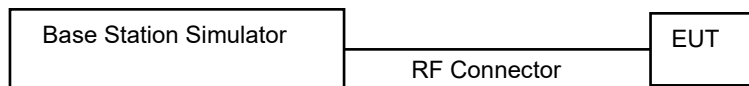
Mode / Band	Voice	GPRS(GMSK) Data – CS1(dBm)				EDGE Data (dBm)			
	GSM	GPRS 1 TX Slot	GPRS 2 TX Slot	GPRS 3 TX Slot	GPRS 4 TX Slot	EDGE 1 TX Slot	EDGE 2 TX Slot	EDGE 3 TX Slot	EDGE 4 TX Slot
Maximum	19.97	19.97	19.98	20.74	20.49	17.97	18.98	19.54	19.49
Nominal	18.97	18.97	18.98	19.74	19.49	16.97	17.98	18.54	18.49
GSM 850	128	19.40	19.75	19.48	19.11	19.76	17.26	18.33	18.39
	190	19.61	19.57	19.56	19.18	19.78	17.23	18.22	18.69
	251	19.70	19.76	19.56	19.18	19.72	17.36	18.35	18.69

GSM Conducted output powers (Frame-Average)

Note:

Time slot average factor is as follows:

- 1 Tx slot = 9.03 dB, Frame-Average output power = Burst-Average output power – 9.03 dB
- 2 Tx slot = 6.02 dB, Frame-Average output power = Burst-Average output power – 6.02 dB
- 3 Tx slot = 4.26 dB, Frame-Average output power = Burst-Average output power – 4.26 dB
- 4 Tx slot = 3.01 dB, Frame-Average output power = Burst-Average output power – 3.01 dB



GSM1900 – MAIN1(Ant A)

Measured P_{max} Calculations

Mode / Band	Voice	GPRS(GMSK) Data – CS1(dBm)				EDGE Data (dBm)				
	GSM	GPRS 1 TX Slot	GPRS 2 TX Slot	GPRS 3 TX Slot	GPRS 4 TX Slot	EDGE 1 TX Slot	EDGE 2 TX Slot	EDGE 3 TX Slot	EDGE 4 TX Slot	
Maximum	30.0	30.0	27.5	25.5	23.5	26.5	24.5	22.5	20.5	
Nominal	29.0	29.0	26.5	24.5	22.5	25.5	23.5	21.5	19.5	
GSM 1900	512	29.00	28.98	26.34	24.49	22.32	25.10	23.04	21.38	19.72
	661	29.11	29.12	26.31	24.55	22.18	25.37	23.07	21.25	19.73
	810	29.77	29.79	26.50	24.74	22.14	25.71	23.10	21.41	19.94

GSM Conducted output powers (Burst-Average)

Mode / Band	Voice	GPRS(GMSK) Data – CS1(dBm)				EDGE Data (dBm)				
	GSM	GPRS 1 TX Slot	GPRS 2 TX Slot	GPRS 3 TX Slot	GPRS 4 TX Slot	EDGE 1 TX Slot	EDGE 2 TX Slot	EDGE 3 TX Slot	EDGE 4 TX Slot	
Maximum	20.97	20.97	21.48	21.24	20.49	17.47	18.48	18.24	17.49	
Nominal	19.97	19.97	20.48	20.24	19.49	16.47	17.48	17.24	16.49	
GSM 1900	512	19.97	19.95	20.32	20.23	19.31	16.07	17.02	17.12	16.71
	661	20.08	20.09	20.29	20.29	19.17	16.34	17.05	16.99	16.72
	810	20.74	20.76	20.48	20.48	19.13	16.68	17.08	17.15	16.93

GSM Conducted output powers (Frame-Average)

GSM1900 – MAIN1(Ant A)

Measured Free (RSI 0),=RCV (RSI 1) = HOTSPOT (RSI 2) Calculations

Mode / Band	Voice	GPRS(GMSK) Data – CS1(dBm)				EDGE Data (dBm)				
	GSM	GPRS 1 TX Slot	GPRS 2 TX Slot	GPRS 3 TX Slot	GPRS 4 TX Slot	EDGE 1 TX Slot	EDGE 2 TX Slot	EDGE 3 TX Slot	EDGE 4 TX Slot	
Maximum	29.0	29.0	25.0	23.0	21.0	26.5	24.5	22.5	20.5	
Nominal	28.0	28.0	24.0	22.0	20.0	25.5	23.5	21.5	19.5	
GSM 1900	512	27.81	28.04	24.77	22.50	20.67	25.24	23.18	21.61	19.48
	661	27.88	28.25	24.82	22.46	20.68	25.44	23.07	21.50	19.61
	810	28.21	28.48	24.97	22.44	20.79	25.71	23.44	21.60	19.43

GSM Conducted output powers (Burst-Average)

Mode / Band	Voice	GPRS(GMSK) Data – CS1(dBm)				EDGE Data (dBm)				
	GSM	GPRS 1 TX Slot	GPRS 2 TX Slot	GPRS 3 TX Slot	GPRS 4 TX Slot	EDGE 1 TX Slot	EDGE 2 TX Slot	EDGE 3 TX Slot	EDGE 4 TX Slot	
Maximum	19.97	19.97	18.98	18.74	17.99	17.47	18.48	18.24	17.49	
Nominal	18.97	18.97	17.98	17.74	16.99	16.47	17.48	17.24	16.49	
GSM 1900	512	18.78	19.01	18.75	18.24	17.66	16.21	17.16	17.35	16.47
	661	18.85	19.22	18.80	18.20	17.67	16.41	17.05	17.24	16.60
	810	19.18	19.45	18.95	18.18	17.78	16.68	17.42	17.34	16.42

GSM Conducted output powers (Frame-Average)

Note:

Time slot average factor is as follows:

- 1 Tx slot = 9.03 dB, Frame-Average output power = Burst-Average output power – 9.03 dB
- 2 Tx slot = 6.02 dB, Frame-Average output power = Burst-Average output power – 6.02 dB
- 3 Tx slot = 4.26 dB, Frame-Average output power = Burst-Average output power – 4.26 dB
- 4 Tx slot = 3.01 dB, Frame-Average output power = Burst-Average output power – 3.01 dB



11.2 UMTS

HSPA+

This DUT is only capable of QPSK HSPA+ in uplink. Therefore, the RF conducted power is not measured according to 941225 D01v03r01 3G SAR.

11.2.1 UMTS Maximum Conducted Output Power

UMTS Band 5 Maximum Conducted Output Power (P_{max} , Free (RSI 0), RCV (RSI 1), Hotspot (RSI 2) - MAIN1(Ant A)

3GPP Release Version	Mode	3GPP 34.121	UMTS Band 5 [dBm]			3GPP MPR
		Subtest	UL4132 DL4357	UL4183 DL4408	UL4233 DL4458	
99	UMTS	12.2 kbps RMC	24.14	24.41	24.31	-
99		12.2 kbps AMR	24.27	24.54	24.49	-
5	HSDPA	Subtest 1	22.05	22.22	22.19	0
5		Subtest 2	21.07	21.27	21.23	1
5		Subtest 3	21.07	21.31	21.23	1
5		Subtest 4	20.12	20.36	20.26	2
6	HSUPA	Subtest 1	21.08	21.31	21.18	0
6		Subtest 2	19.05	19.25	19.14	2
6		Subtest 3	20.10	20.27	20.18	1
6		Subtest 4	19.03	19.22	19.13	2
6		Subtest 5	21.98	22.21	22.10	0
8	DC-HSDPA	Subtest1	22.97	22.99	22.98	0
8		Subtest2	21.63	21.44	21.33	1
8		Subtest3	20.15	20.16	20.04	2
8		Subtest4	20.09	20.16	20.15	2

UMTS Average Conducted output powers

UMTS Band 5 Maximum Conducted Output Power (P_{max} , Free(RSI 0), Hotspot(RSI 2)) - SUB1(Ant E)

3GPP Release Version	Mode	3GPP 34.121	UMTS Band 5 [dBm]			3GPP MPR
		Subtest	UL4132 DL4357	UL4183 DL4408	UL4233 DL4458	
99	UMTS	12.2 kbps RMC	23.09	23.28	23.26	-
99		12.2 kbps AMR	23.07	23.27	23.22	-
5	HSDPA	Subtest 1	22.68	22.91	22.94	0
5		Subtest 2	22.17	22.42	22.49	0
5		Subtest 3	21.64	21.82	21.88	0.5
5		Subtest 4	21.21	21.37	21.40	0.5
6	HSUPA	Subtest 1	21.69	21.84	21.82	0
6		Subtest 2	19.72	19.88	19.87	2
6		Subtest 3	20.59	20.85	20.80	1
6		Subtest 4	19.67	19.86	19.83	2
6		Subtest 5	22.66	22.85	22.84	0
8	DC-HSDPA	Subtest1	22.36	23.54	23.32	0
8		Subtest2	22.86	23.01	22.88	0
8		Subtest3	21.34	21.45	21.23	0.5
8		Subtest4	21.81	21.98	21.73	0.5

UMTS Average Conducted output powers

UMTS Band 5 Maximum Conducted Output Power RCV (RSI 1)- SUB1(Ant E)

3GPP Release Version	Mode	3GPP 34.121	UMTS Band 5 [dBm]			3GPP MPR
		Subtest	UL4132 DL4357	UL4183 DL4408	UL4233 DL4458	
99	UMTS	12.2 kbps RMC	18.85	18.81	18.91	-
99		12.2 kbps AMR	18.84	18.79	18.89	-
5	HSDPA	Subtest 1	17.62	17.58	17.71	0
5		Subtest 2	18.16	18.11	18.27	0
5		Subtest 3	18.15	18.17	18.11	0
5		Subtest 4	18.17	18.17	18.27	0
6	HSUPA	Subtest 1	16.77	16.71	16.82	0
6		Subtest 2	16.72	16.72	16.83	0
6		Subtest 3	16.70	16.69	16.82	0
6		Subtest 4	16.70	16.67	16.79	0
6		Subtest 5	17.63	17.59	17.67	0
8	DC-HSDPA	Subtest1	18.09	18.07	18.08	0
8		Subtest2	18.13	18.12	18.08	0
8		Subtest3	18.17	18.15	18.12	0
8		Subtest4	18.14	18.13	18.12	0

UMTS Average Conducted output powers

DC-HSDPA Configurations

- ◆ 3GPP specification TS 34.121-1 Release 8. was used for used for DC-HSDPA guidance.
- ◆ H-set 12(QPSK)was conformed to be used during DC-HSDPA measurements.



UMTS Band 4 Maximum Conducted Output Power - Pmax, RCV (RSI 1) - MAIN1(Ant A)

3GPP Release Version	Mode	3GPP 34.121	UMTS Band 4 [dBm]			3GPP MPR
		Subtest	UL 1312 DL 1537	UL 1412 DL 1637	UL 1513 DL 1738	
99	UMTS	12.2 kbps RMC	23.03	22.62	22.70	-
99		12.2 kbps AMR	22.97	22.68	22.79	-
5	HSDPA	Subtest 1	21.87	21.46	21.63	0
5		Subtest 2	20.91	20.53	20.69	1
5		Subtest 3	20.96	20.50	20.68	1
5		Subtest 4	19.96	19.52	19.65	2
6	HSUPA	Subtest 1	21.01	20.59	20.64	0
6		Subtest 2	18.93	18.48	18.61	2
6		Subtest 3	19.93	19.47	19.57	1
6		Subtest 4	18.92	18.44	18.59	2
6		Subtest 5	21.88	21.46	21.59	0
8	DC-HSDPA	Subtest1	21.93	21.67	21.77	0
8		Subtest2	20.96	20.71	20.86	1
8		Subtest3	19.88	19.59	19.72	2
8		Subtest4	19.82	19.50	19.64	2

UMTS Average Conducted output powers

UMTS Band 4 Maximum Conducted Output Power- Free(RSI 0), Hotspot(RSI 2) - MAIN1(Ant A)

3GPP Release Version	Mode	3GPP 34.121	UMTS Band 4 [dBm]			3GPP MPR
		Subtest	UL 1312 DL 1537	UL 1412 DL 1637	UL 1513 DL 1738	
99	UMTS	12.2 kbps RMC	19.49	19.14	19.20	-
99		12.2 kbps AMR	19.49	19.10	19.17	-
5	HSDPA	Subtest 1	17.42	17.01	17.14	0
5		Subtest 2	17.49	17.00	17.16	0
5		Subtest 3	18.40	17.96	18.14	0
5		Subtest 4	17.53	17.03	17.20	0
6	HSUPA	Subtest 1	15.45	15.02	15.11	0
6		Subtest 2	15.42	15.00	15.09	0
6		Subtest 3	15.41	15.00	15.11	0
6		Subtest 4	15.42	14.98	15.12	0
6		Subtest 5	16.41	16.00	16.09	0
8	DC-HSDPA	Subtest 1	17.37	17.11	17.30	0
8		Subtest2	17.35	17.08	17.23	0
8		Subtest3	17.35	17.07	17.17	0
8		Subtest4	17.34	17.08	17.19	0

UMTS Average Conducted output powers

UMTS Band 2 Maximum Conducted Output Power - Pmax, RCV (RSI 1) - MAIN1(Ant A)

3GPP Release Version	Mode	3GPP 34.121	UMTS Band 2 [dBm]			3GPP MPR
		Subtest	UL9262 DL9662	UL9400 DL9800	UL9538 DL9938	
99	UMTS	12.2 kbps RMC	22.94	22.62	22.85	-
99		12.2 kbps AMR	22.79	22.56	22.89	-
5	HSDPA	Subtest 1	21.64	21.41	21.66	0
5		Subtest 2	20.72	20.43	20.70	1
5		Subtest 3	20.72	20.41	20.70	1
5		Subtest 4	19.81	19.54	19.79	2
6	HSUPA	Subtest 1	20.78	20.48	20.69	1
6		Subtest 2	18.73	18.40	18.65	3
6		Subtest 3	19.79	19.43	19.70	2
6		Subtest 4	18.70	18.36	18.63	3
6		Subtest 5	21.69	21.38	21.64	0
8	DC-HSDPA	Subtest 1	22.37	22.36	22.36	0
8		Subtest2	20.94	20.63	20.62	1
8		Subtest3	19.61	19.65	19.53	2
8		Subtest4	19.57	19.57	19.62	2

UMTS Average Conducted output powers

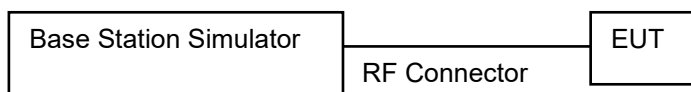
UMTS Band 2 Maximum Conducted Output Power - Free (RSI 0), Hotspot (RSI 2)- MAIN1(Ant A)

3GPP Release Version	Mode	3GPP 34.121	UMTS Band 2 [dBm]			3GPP MPR
		Subtest	UL9262 DL9662	UL9400 DL9800	UL9538 DL9938	
99	UMTS	12.2 kbps RMC	19.34	18.92	19.21	-
99		12.2 kbps AMR	19.27	18.95	19.27	-
5	HSDPA	Subtest 1	17.21	16.92	17.21	0
5		Subtest 2	17.24	16.96	17.25	0
5		Subtest 3	18.21	17.98	18.23	0
5		Subtest 4	17.20	17.01	17.26	0
6	HSUPA	Subtest 1	15.24	14.92	15.18	0
6		Subtest 2	15.20	14.87	15.11	0
6		Subtest 3	15.21	14.89	15.19	0
6		Subtest 4	15.24	14.88	15.15	0
6		Subtest 5	16.23	15.88	16.23	0
8	DC-HSDPA	Subtest 1	17.03	16.87	16.83	0
8		Subtest2	17.02	16.95	16.79	0
8		Subtest3	17.09	16.87	16.84	0
8		Subtest4	17.05	16.90	16.86	0

UMTS Average Conducted output powers

DC-HSDPA Configurations

- ◆ 3GPP specification TS 34.121-1 Release 8. was used for used for DC-HSDPA guidance.
- ◆ H-set 12(QPSK)was conformed to be used during DC-HSDPA measurements.



11.3 LTE Maximum Output Power

LTE FDD B5/B12/B13/B17/B26 at Max Bandwidth does not support three non-overlapping channels. Per KDB 941225 D05v02r05, when a device supports overlapping channel assignment in a channel Bandwidth configuration, the mid channel of the group of overlapping channels should be selected for testing.

11.3.1 LTE Maximum Conducted Power

[LTE FDD Band 2 Conducted Power _ Pmax, RCV (RSI 1) _ MAIN1(Ant A)]

LTE FDD Band 2 _ 1.4 MHz Bandwidth Conducted Power

Bandwidth	Modulation	RB Size	RB Offset	Max. Average Power [dBm]			MPR Allowed Per 3GPP [dB]	MPR [dB]
				18607 Ch. 1850.7 MHz	18900 Ch. 1880 MHz	19193 Ch. 1909.3 MHz		
1.4 MHz	QPSK	1	0	22.44	22.50	22.33	0	0
		1	3	22.36	22.41	22.32	0	0
		1	5	22.43	22.54	22.36	0	0
		3	0	22.40	22.43	22.31	0	0
		3	1	22.48	22.56	22.44	0	0
		3	3	22.44	22.49	22.37	0	0
	16QAM	6	0	21.50	21.48	21.41	0-1	1
		1	0	21.69	21.70	21.54	0-1	1
		1	3	21.65	21.57	21.36	0-1	1
		1	5	21.60	21.66	21.55	0-1	1
		3	0	21.50	21.61	21.45	0-1	1
		3	1	21.61	21.57	21.34	0-1	1
	64QAM	3	3	21.54	21.53	21.39	0-1	1
		6	0	20.48	20.55	20.46	0-2	2
		1	0	21.61	20.61	20.57	0-2	2
		1	3	21.51	20.51	20.43	0-2	2
		1	5	21.64	20.58	20.54	0-2	2
		3	0	21.54	20.60	20.53	0-2	2
	256QAM	3	1	21.50	20.57	20.42	0-2	2
		3	3	21.51	20.54	20.49	0-2	2
		6	0	20.50	19.47	19.47	0-3	3
		1	0	17.55	17.59	17.46	0-5	5
		1	3	17.46	17.58	17.47	0-5	5
		1	5	17.69	17.60	17.54	0-5	5
		3	0	17.63	17.62	17.55	0-5	5
		3	1	17.62	17.52	17.45	0-5	5
		3	3	17.60	17.54	17.46	0-5	5
		6	0	17.53	17.58	17.45	0-5	5

LTE FDD Band 2 _ 3 MHz Bandwidth Conducted Power

Bandwidth	Modulation	RB Size	RB Offset	Max. Average Power [dBm]			MPR Allowed Per 3GPP [dB]	MPR [dB]
				18615 Ch. 1851.5 MHz	18900 Ch. 1880 MHz	19185 Ch. 1908.5 MHz		
3 MHz	QPSK	1	0	22.52	22.63	22.52	0	0
		1	7	22.65	22.62	22.54	0	0
		1	14	22.53	22.57	22.45	0	0
		8	0	21.62	21.62	21.55	0-1	1
		8	3	21.69	21.68	21.57	0-1	1
		8	7	21.67	21.63	21.51	0-1	1
		15	0	21.71	21.64	21.54	0-1	1
	16QAM	1	0	21.76	21.66	21.69	0-1	1
		1	7	21.69	21.61	21.42	0-1	1
		1	14	21.82	21.79	21.72	0-1	1
		8	0	20.72	20.71	20.59	0-2	2
		8	3	20.67	20.62	20.58	0-2	2
		8	7	20.73	20.66	20.63	0-2	2
		15	0	20.75	20.67	20.53	0-2	2
	64QAM	1	0	20.75	20.79	20.70	0-2	2
		1	7	21.00	20.71	20.70	0-2	2
		1	14	20.83	20.78	20.59	0-2	2
		8	0	19.68	19.52	19.47	0-3	3
		8	3	19.64	19.62	19.56	0-3	3
		8	7	19.67	19.64	19.55	0-3	3
		15	0	19.61	19.65	19.52	0-3	3
	256QAM	1	0	17.61	17.61	17.48	0-5	5
		1	7	17.72	17.68	17.56	0-5	5
		1	14	17.58	17.54	17.48	0-5	5
		8	0	17.70	17.75	17.62	0-5	5
		8	3	17.77	17.72	17.61	0-5	5
		8	7	17.77	17.73	17.65	0-5	5
15		0	17.72	17.72	17.63	0-5	5	

LTE FDD Band 2 _ 5 MHz Bandwidth Conducted Power

Bandwidth	Modulation	RB Size	RB Offset	Max. Average Power [dBm]			MPR Allowed Per 3GPP [dB]	MPR [dB]
				18625 Ch. 1852.5 MHz	18900 Ch. 1880 MHz	19175 Ch. 1907.5 MHz		
5 MHz	QPSK	1	0	22.60	22.60	22.54	0	0
		1	12	22.73	22.67	22.60	0	0
		1	24	22.66	22.59	22.55	0	0
		12	0	21.69	21.66	21.56	0-1	1
		12	6	21.70	21.65	21.60	0-1	1
		12	11	21.65	21.66	21.56	0-1	1
	16QAM	25	0	21.67	21.65	21.58	0-1	1
		1	0	21.73	21.80	21.77	0-1	1
		1	12	21.68	21.44	21.42	0-1	1
		1	24	21.68	21.79	21.65	0-1	1
		12	0	20.70	20.63	20.57	0-2	2
		12	6	20.63	20.65	20.55	0-2	2
	64QAM	12	11	20.70	20.61	20.55	0-2	2
		25	0	20.66	20.59	20.58	0-2	2
		1	0	20.89	20.81	20.70	0-2	2
		1	12	20.98	20.87	20.89	0-2	2
		1	24	20.83	20.74	20.62	0-2	2
		12	0	19.65	19.63	19.55	0-3	3
	256QAM	12	6	19.70	19.64	19.56	0-3	3
		12	11	19.62	19.68	19.51	0-3	3
		25	0	19.65	19.64	19.55	0-3	3
		1	0	17.64	17.77	17.58	0-5	5
		1	12	17.66	17.57	17.48	0-5	5
		1	24	17.64	17.69	17.51	0-5	5
		12	0	17.72	17.68	17.58	0-5	5
		12	6	17.73	17.66	17.62	0-5	5
		12	11	17.68	17.67	17.58	0-5	5
		25	0	17.74	17.75	17.66	0-5	5

LTE FDD Band 2 _ 10 MHz Bandwidth Conducted Power

Bandwidth	Modulation	RB Size	RB Offset	Max. Average Power [dBm]			MPR Allowed Per 3GPP [dB]	MPR [dB]
				18650 Ch. 1855 MHz	18900 Ch. 1880 MHz	19150 Ch. 1905 MHz		
10 MHz	QPSK	1	0	22.61	22.72	22.61	0	0
		1	24	22.58	22.76	22.67	0	0
		1	49	22.55	22.55	22.54	0	0
		25	0	21.68	21.68	21.61	0-1	1
		25	12	21.65	21.66	21.61	0-1	1
		25	24	21.67	21.69	21.60	0-1	1
	50	0	21.73	21.72	21.61	0-1	1	
	16QAM	1	0	21.86	21.75	21.72	0-1	1
		1	24	21.51	21.53	21.49	0-1	1
		1	49	21.80	21.69	21.61	0-1	1
		25	0	20.72	20.68	20.66	0-2	2
		25	12	20.73	20.64	20.62	0-2	2
		25	24	20.70	20.67	20.60	0-2	2
	50	0	20.76	20.65	20.61	0-2	2	
	64QAM	1	0	20.85	20.80	20.74	0-2	2
		1	24	20.77	20.85	20.76	0-2	2
		1	49	20.79	20.82	20.73	0-2	2
		25	0	19.71	19.65	19.58	0-3	3
		25	12	19.64	19.66	19.57	0-3	3
		25	24	19.70	19.71	19.58	0-3	3
	50	0	19.77	19.73	19.66	0-3	3	
	256QAM	1	0	17.72	17.73	17.63	0-5	5
		1	24	17.61	17.77	17.63	0-5	5
		1	49	17.65	17.60	17.58	0-5	5
		25	0	17.72	17.72	17.67	0-5	5
		25	12	17.72	17.70	17.66	0-5	5
		25	24	17.72	17.79	17.68	0-5	5
50	0	17.69	17.70	17.64	0-5	5		

LTE FDD Band 2 _ 15 MHz Bandwidth Conducted Power

Bandwidth	Modulation	RB Size	RB Offset	Max. Average Power [dBm]			MPR Allowed Per 3GPP [dB]	MPR [dB]
				18675 Ch. 1857.5 MHz	18900 Ch. 1880 MHz	19125 Ch. 1902.5 MHz		
15 MHz	QPSK	1	0	22.58	22.63	22.55	0	0
		1	36	22.70	22.65	22.69	0	0
		1	74	22.64	22.61	22.56	0	0
		36	0	21.70	21.66	21.63	0-1	1
		36	18	21.71	21.64	21.59	0-1	1
		36	39	21.71	21.67	21.57	0-1	1
		75	0	21.71	21.64	21.59	0-1	1
	16QAM	1	0	21.86	21.89	21.93	0-1	1
		1	36	21.58	21.55	21.43	0-1	1
		1	74	21.83	21.72	21.69	0-1	1
		36	0	20.69	20.65	20.62	0-2	2
		36	18	20.67	20.60	20.60	0-2	2
		36	39	20.67	20.66	20.61	0-2	2
		75	0	20.66	20.64	20.58	0-2	2
	64QAM	1	0	20.87	20.86	20.80	0-2	2
		1	36	21.04	20.97	20.91	0-2	2
		1	74	20.77	20.83	20.75	0-2	2
		36	0	19.67	19.69	19.63	0-3	3
		36	18	19.67	19.68	19.59	0-3	3
		36	39	19.69	19.68	19.57	0-3	3
		75	0	19.67	19.66	19.56	0-3	3
	256QAM	1	0	17.69	17.77	17.62	0-5	5
		1	36	17.73	17.70	17.65	0-5	5
		1	74	17.76	17.67	17.63	0-5	5
		36	0	17.72	17.73	17.70	0-5	5
		36	18	17.75	17.72	17.67	0-5	5
		36	39	17.73	17.70	17.64	0-5	5
75		0	17.74	17.71	17.65	0-5	5	

LTE FDD Band 2 _ 20 MHz Bandwidth Conducted Power

Bandwidth	Modulation	RB Size	RB Offset	Max. Average Power [dBm]			MPR Allowed Per 3GPP [dB]	MPR [dB]
				18700 Ch. 1860 MHz	18900 Ch. 1880 MHz	19100 Ch. 1900 MHz		
20 MHz	QPSK	1	0	22.70	22.70	22.58	0	0
		1	49	22.71	22.71	22.65	0	0
		1	99	22.61	22.59	22.47	0	0
		50	0	21.67	21.72	21.61	0-1	1
		50	25	21.65	21.62	21.57	0-1	1
		50	49	21.67	21.66	21.55	0-1	1
	16QAM	100	0	21.63	21.64	21.56	0-1	1
		1	0	21.76	21.85	21.77	0-1	1
		1	49	21.66	21.65	21.76	0-1	1
		1	99	21.72	21.64	21.63	0-1	1
		50	0	20.62	20.68	20.59	0-2	2
		50	25	20.61	20.60	20.51	0-2	2
	64QAM	50	49	20.57	20.64	20.52	0-2	2
		100	0	20.58	20.64	20.52	0-2	2
		1	0	20.82	20.84	20.78	0-2	2
		1	49	20.70	20.81	20.62	0-2	2
		1	99	20.80	20.74	20.68	0-2	2
		50	0	19.65	19.64	19.56	0-3	3
	256QAM	50	25	19.65	19.67	19.62	0-3	3
		50	49	19.58	19.65	19.64	0-3	3
		100	0	19.59	19.69	19.55	0-3	3
		1	0	17.67	17.82	17.73	0-5	5
		1	49	17.67	17.68	17.67	0-5	5
		1	99	17.66	17.69	17.61	0-5	5
	50	0	17.68	17.70	17.64	0-5	5	
	50	25	17.63	17.72	17.60	0-5	5	
	50	49	17.65	17.70	17.68	0-5	5	
	100	0	17.67	17.73	17.65	0-5	5	

[LTE FDD Band 2_Upper Conducted Power _ Pmax_ SUB2(Ant F)]

LTE FDD Band 2_Upper_ 1.4 MHz Bandwidth Conducted Power

Bandwidth	Modulation	RB Size	RB Offset	Max. Average Power [dBm]			MPR Allowed Per 3GPP [dB]	MPR [dB]
				18607 Ch. 1850.7 MHz	18900 Ch. 1880 MHz	19193 Ch. 1909.3 MHz		
1.4 MHz	QPSK	1	0	22.42	22.48	22.50	0	0
		1	3	22.35	22.43	22.43	0	0
		1	5	22.47	22.46	22.52	0	0
		3	0	22.37	22.50	22.50	0	0
		3	1	22.44	22.49	22.50	0	0
		3	3	22.39	22.41	22.49	0	0
	16QAM	6	0	21.49	21.52	21.52	0-1	1
		1	0	21.59	21.61	21.67	0-1	1
		1	3	21.47	21.55	21.61	0-1	1
		1	5	21.57	21.65	21.70	0-1	1
		3	0	21.58	21.63	21.63	0-1	1
		3	1	21.53	21.61	21.53	0-1	1
	64QAM	3	3	21.53	21.53	21.58	0-1	1
		6	0	20.53	20.55	20.63	0-2	2
		1	0	20.64	20.73	20.75	0-2	2
		1	3	20.64	20.60	20.62	0-2	2
		1	5	20.71	20.70	20.70	0-2	2
		3	0	20.55	20.57	20.66	0-2	2
	256QAM	3	1	20.59	20.59	20.61	0-2	2
		3	3	20.55	20.53	20.57	0-2	2
		6	0	19.47	19.57	19.60	0-3	3
		1	0	17.61	17.57	17.61	0-5	5
		1	3	17.50	17.54	17.50	0-5	5
		1	5	17.50	17.61	17.66	0-5	5
	3	0	17.54	17.58	17.69	0-5	5	
	3	1	17.58	17.50	17.62	0-5	5	
	3	3	17.53	17.62	17.59	0-5	5	
	6	0	17.54	17.54	17.63	0-5	5	

LTE FDD Band 2_Upper _ 3 MHz Bandwidth Conducted Power

Bandwidth	Modulation	RB Size	RB Offset	Max. Average Power [dBm]			MPR Allowed Per 3GPP [dB]	MPR [dB]
				18615 Ch. 1851.5 MHz	18900 Ch. 1880 MHz	19185 Ch. 1908.5 MHz		
3 MHz	QPSK	1	0	22.50	22.47	22.57	0	0
		1	7	22.50	22.51	22.60	0	0
		1	14	22.43	22.46	22.49	0	0
		8	0	21.46	21.55	21.59	0-1	1
		8	3	21.49	21.51	21.62	0-1	1
		8	7	21.52	21.55	21.58	0-1	1
		15	0	21.51	21.58	21.62	0-1	1
	16QAM	1	0	21.56	21.66	21.74	0-1	1
		1	7	21.36	21.50	21.57	0-1	1
		1	14	21.66	21.77	21.70	0-1	1
		8	0	20.53	20.60	20.67	0-2	2
		8	3	20.59	20.63	20.66	0-2	2
		8	7	20.59	20.65	20.67	0-2	2
		15	0	20.55	20.56	20.61	0-2	2
	64QAM	1	0	20.63	20.73	20.78	0-2	2
		1	7	20.91	20.90	20.95	0-2	2
		1	14	20.68	20.72	20.80	0-2	2
		8	0	19.56	19.58	19.67	0-3	3
		8	3	19.61	19.62	19.75	0-3	3
		8	7	19.63	19.59	19.68	0-3	3
		15	0	19.56	19.65	19.61	0-3	3
	256QAM	1	0	17.56	17.72	17.72	0-5	5
		1	7	17.71	17.68	17.83	0-5	5
		1	14	17.57	17.66	17.69	0-5	5
		8	0	17.54	17.57	17.67	0-5	5
		8	3	17.59	17.60	17.72	0-5	5
		8	7	17.59	17.62	17.64	0-5	5
15		0	17.53	17.58	17.62	0-5	5	

LTE FDD Band 2_Upper _ 5 Mhz Bandwidth Conducted Power

Bandwidth	Modulation	RB Size	RB Offset	Max. Average Power [dBm]			MPR Allowed Per 3GPP [dB]	MPR [dB]
				18625 Ch. 1852.5 MHz	18900 Ch. 1880 MHz	19175 Ch. 1907.5 MHz		
5 Mhz	QPSK	1	0	22.44	22.52	22.55	0	0
		1	12	22.51	22.62	22.61	0	0
		1	24	22.50	22.52	22.57	0	0
		12	0	21.50	21.54	21.58	0-1	1
		12	6	21.54	21.55	21.65	0-1	1
		12	11	21.55	21.54	21.57	0-1	1
	16QAM	25	0	21.54	21.59	21.62	0-1	1
		1	0	21.73	21.76	21.77	0-1	1
		1	12	21.55	21.50	21.36	0-1	1
		1	24	21.66	21.63	21.71	0-1	1
		12	0	20.56	20.60	20.64	0-2	2
		12	6	20.56	20.57	20.69	0-2	2
	64QAM	12	11	20.59	20.62	20.65	0-2	2
		25	0	20.50	20.56	20.64	0-2	2
		1	0	20.72	20.81	20.75	0-2	2
		1	12	21.00	20.90	20.78	0-2	2
		1	24	20.76	20.76	20.74	0-2	2
		12	0	19.59	19.64	19.69	0-3	3
	256QAM	12	6	19.60	19.61	19.67	0-3	3
		12	11	19.63	19.62	19.61	0-3	3
		25	0	19.57	19.62	19.63	0-3	3
		1	0	17.63	17.65	17.73	0-5	5
		1	12	17.71	17.88	17.87	0-5	5
		1	24	17.58	17.69	17.81	0-5	5
		12	0	17.56	17.60	17.67	0-5	5
		12	6	17.59	17.57	17.67	0-5	5
		12	11	17.50	17.59	17.57	0-5	5
		25	0	17.57	17.63	17.64	0-5	5

LTE FDD Band 2_ Upper _ 10 MHz Bandwidth Conducted Power

Bandwidth	Modulation	RB Size	RB Offset	Max. Average Power [dBm]			MPR Allowed Per 3GPP [dB]	MPR [dB]
				18650 Ch. 1855 MHz	18900 Ch. 1880 MHz	19150 Ch. 1905 MHz		
10 MHz	QPSK	1	0	22.52	22.57	22.61	0	0
		1	24	22.62	22.67	22.69	0	0
		1	49	22.48	22.53	22.50	0	0
		25	0	21.53	21.55	21.57	0-1	1
		25	12	21.55	21.54	21.60	0-1	1
		25	24	21.50	21.60	21.59	0-1	1
	16QAM	50	0	21.54	21.58	21.61	0-1	1
		1	0	21.61	21.70	21.75	0-1	1
		1	24	21.60	21.72	21.66	0-1	1
		1	49	21.66	21.78	21.70	0-1	1
		25	0	20.53	20.59	20.61	0-2	2
		25	12	20.60	20.58	20.63	0-2	2
	64QAM	25	24	20.58	20.57	20.61	0-2	2
		50	0	20.52	20.59	20.64	0-2	2
		1	0	20.76	20.82	20.77	0-2	2
		1	24	20.69	20.78	20.84	0-2	2
		1	49	20.72	20.88	20.84	0-2	2
		25	0	19.54	19.60	19.62	0-3	3
	256QAM	25	12	19.55	19.58	19.65	0-3	3
		25	24	19.55	19.60	19.63	0-3	3
		50	0	19.60	19.63	19.68	0-3	3
		1	0	17.69	17.69	17.81	0-5	5
		1	24	17.66	17.60	17.79	0-5	5
		1	49	17.63	17.73	17.69	0-5	5
	25	0	17.53	17.58	17.60	0-5	5	
	25	12	17.55	17.60	17.60	0-5	5	
	25	24	17.54	17.61	17.61	0-5	5	
	50	0	17.55	17.61	17.63	0-5	5	

LTE FDD Band 2_Upper _ 15 MHz Bandwidth Conducted Power

Bandwidth	Modulation	RB Size	RB Offset	Max. Average Power [dBm]			MPR Allowed Per 3GPP [dB]	MPR [dB]
				18675 Ch. 1857.5 MHz	18900 Ch. 1880 MHz	19125 Ch. 1902.5 MHz		
15 MHz	QPSK	1	0	22.51	22.49	22.58	0	0
		1	36	22.53	22.54	22.61	0	0
		1	74	22.51	22.57	22.53	0	0
		36	0	21.53	21.61	21.60	0-1	1
		36	18	21.52	21.51	21.62	0-1	1
		36	39	21.47	21.57	21.64	0-1	1
		75	0	21.53	21.57	21.61	0-1	1
	16QAM	1	0	21.66	21.72	21.70	0-1	1
		1	36	21.65	21.70	21.65	0-1	1
		1	74	21.63	21.71	21.72	0-1	1
		36	0	20.55	20.58	20.63	0-2	2
		36	18	20.54	20.59	20.63	0-2	2
		36	39	20.54	20.59	20.59	0-2	2
		75	0	20.53	20.56	20.64	0-2	2
	64QAM	1	0	20.78	20.87	20.81	0-2	2
		1	36	20.78	20.91	20.97	0-2	2
		1	74	20.65	20.76	20.87	0-2	2
		36	0	19.61	19.58	19.66	0-3	3
		36	18	19.62	19.62	19.67	0-3	3
		36	39	19.58	19.64	19.68	0-3	3
		75	0	19.60	19.57	19.67	0-3	3
	256QAM	1	0	17.68	17.78	17.79	0-5	5
		1	36	17.88	17.78	17.86	0-5	5
		1	74	17.63	17.80	17.76	0-5	5
		36	0	17.58	17.59	17.65	0-5	5
		36	18	17.57	17.58	17.69	0-5	5
		36	39	17.58	17.63	17.67	0-5	5
75		0	17.56	17.60	17.66	0-5	5	

LTE FDD Band 2_Upper _ 20 MHz Bandwidth Conducted Power

Bandwidth	Modulation	RB Size	RB Offset	Max. Average Power [dBm]			MPR Allowed Per 3GPP [dB]	MPR [dB]
				18700 Ch. 1860 MHz	18900 Ch. 1880 MHz	19100 Ch. 1900 MHz		
20 MHz	QPSK	1	0	22.61	22.57	22.56	0	0
		1	49	22.61	22.67	22.75	0	0
		1	99	22.48	22.56	22.56	0	0
		50	0	21.55	21.59	21.61	0-1	1
		50	25	21.55	21.54	21.63	0-1	1
		50	49	21.55	21.57	21.65	0-1	1
	16QAM	100	0	21.51	21.57	21.60	0-1	1
		1	0	21.67	21.63	21.80	0-1	1
		1	49	21.76	21.69	21.62	0-1	1
		1	99	21.72	21.82	21.81	0-1	1
		50	0	20.58	20.61	20.63	0-2	2
		50	25	20.57	20.58	20.61	0-2	2
	64QAM	50	49	20.53	20.61	20.65	0-2	2
		100	0	20.53	20.60	20.65	0-2	2
		1	0	20.75	20.73	20.80	0-2	2
		1	49	20.78	20.71	20.95	0-2	2
		1	99	20.82	20.92	20.87	0-2	2
		50	0	19.63	19.59	19.66	0-3	3
	256QAM	50	25	19.61	19.65	19.70	0-3	3
		50	49	19.61	19.64	19.70	0-3	3
		100	0	19.60	19.64	19.65	0-3	3
		1	0	17.80	17.78	17.79	0-5	5
		1	49	17.47	17.62	17.65	0-5	5
		1	99	17.70	17.78	17.74	0-5	5
	50	0	17.56	17.55	17.66	0-5	5	
	50	25	17.55	17.59	17.61	0-5	5	
	50	49	17.57	17.60	17.64	0-5	5	
	100	0	17.61	17.66	17.68	0-5	5	

[LTE FDD Band 4 Conducted Power _ Pmax, RCV (RSI 1)_ MAIN1(Ant A)]

LTE FDD Band 4 _ 1.4 MHz Bandwidth Conducted Power

Bandwidth	Modulation	RB Size	RB Offset	Max. Average Power [dBm]			MPR Allowed Per 3GPP [dB]	MPR [dB]
				19957 Ch. 1710.7 MHz	20175 Ch. 1732.5 MHz	20393 Ch. 1754.3 MHz		
1.4 MHz	QPSK	1	0	23.01	22.75	22.70	0	0
		1	3	22.97	22.62	22.59	0	0
		1	5	23.09	22.76	22.69	0	0
		3	0	23.10	22.74	22.65	0	0
		3	1	22.95	22.69	22.65	0	0
		3	3	22.94	22.67	22.65	0	0
		6	0	22.03	21.75	21.73	0-1	1
	16QAM	1	0	22.12	21.84	21.87	0-1	1
		1	3	22.10	21.76	21.91	0-1	1
		1	5	22.22	21.94	21.77	0-1	1
		3	0	21.99	21.83	21.79	0-1	1
		3	1	22.01	21.88	21.83	0-1	1
		3	3	22.06	21.77	21.75	0-1	1
		6	0	21.12	20.85	20.77	0-2	2
	64QAM	1	0	21.27	20.93	20.92	0-2	2
		1	3	21.04	20.89	20.86	0-2	2
		1	5	21.16	20.94	20.96	0-2	2
		3	0	21.12	20.90	20.80	0-2	2
		3	1	21.03	20.80	20.80	0-2	2
		3	3	21.07	20.77	20.71	0-2	2
		6	0	19.99	19.81	19.80	0-3	3
	256QAM	1	0	17.98	17.95	17.91	0-5	5
		1	3	18.04	17.87	17.85	0-5	5
		1	5	18.13	18.01	17.93	0-5	5
		3	0	18.07	17.93	17.89	0-5	5
		3	1	18.04	17.93	17.91	0-5	5
		3	3	18.06	17.83	17.88	0-5	5
		6	0	17.97	17.80	17.74	0-5	5

LTE FDD Band 4 _ 3 MHz Bandwidth Conducted Power

Bandwidth	Modulation	RB Size	RB Offset	Max. Average Power [dBm]			MPR Allowed Per 3GPP [dB]	MPR [dB]
				19965 Ch. 1711.5 MHz	20175 Ch. 1732.5 MHz	20385 Ch. 1753.5 MHz		
3 MHz	QPSK	1	0	23.10	22.78	22.72	0	0
		1	7	23.08	22.81	22.77	0	0
		1	14	22.97	22.72	22.65	0	0
		8	0	22.05	21.82	21.77	0-1	1
		8	3	22.00	21.79	21.75	0-1	1
		8	7	22.01	21.82	21.75	0-1	1
	15	0	22.02	21.78	21.74	0-1	1	
	16QAM	1	0	22.20	21.98	21.75	0-1	1
		1	7	22.03	21.64	21.53	0-1	1
		1	14	22.18	21.86	21.93	0-1	1
		8	0	21.09	20.82	20.80	0-2	2
		8	3	21.06	20.83	20.85	0-2	2
		8	7	21.11	20.86	20.80	0-2	2
	64QAM	15	0	21.07	20.82	20.83	0-2	2
		1	0	21.13	20.99	20.82	0-2	2
		1	7	21.32	21.13	21.03	0-2	2
		1	14	21.15	21.03	20.90	0-2	2
		8	0	20.01	19.86	19.73	0-3	3
		8	3	20.05	19.86	19.74	0-3	3
	256QAM	8	7	20.07	19.88	19.82	0-3	3
		15	0	20.07	19.88	19.84	0-3	3
		1	0	18.19	17.94	17.96	0-5	5
		1	7	18.26	17.92	18.01	0-5	5
		1	14	18.17	17.95	17.96	0-5	5
		8	0	18.03	17.81	17.80	0-5	5
		8	3	18.07	17.80	17.85	0-5	5
		8	7	18.09	17.87	17.81	0-5	5
	15	0	18.04	17.81	17.80	0-5	5	

LTE FDD Band 4 _ 5 MHz Bandwidth Conducted Power

Bandwidth	Modulation	RB Size	RB Offset	Max. Average Power [dBm]			MPR Allowed Per 3GPP [dB]	MPR [dB]
				19975 Ch. 1712.5 MHz	20175 Ch. 1732.5 MHz	20375 Ch. 1752.5 MHz		
5 MHz	QPSK	1	0	23.05	22.73	22.70	0	0
		1	12	23.17	22.81	22.80	0	0
		1	24	23.07	22.77	22.74	0	0
		12	0	22.07	21.81	21.77	0-1	1
		12	6	22.10	21.85	21.75	0-1	1
		12	11	22.05	21.77	21.77	0-1	1
	16QAM	25	0	22.07	21.82	21.81	0-1	1
		1	0	22.28	22.00	21.94	0-1	1
		1	12	22.00	21.91	21.67	0-1	1
		1	24	22.13	21.95	21.98	0-1	1
		12	0	21.06	20.84	20.82	0-2	2
		12	6	21.06	20.77	20.80	0-2	2
	64QAM	12	11	21.06	20.79	20.75	0-2	2
		25	0	21.05	20.82	20.82	0-2	2
		1	0	21.26	21.05	20.98	0-2	2
		1	12	21.39	21.20	21.02	0-2	2
		1	24	21.18	20.94	20.95	0-2	2
		12	0	20.09	19.82	19.78	0-3	3
	256QAM	12	6	20.10	19.85	19.84	0-3	3
		12	11	20.07	19.85	19.83	0-3	3
		25	0	20.07	19.81	19.80	0-3	3
		1	0	18.14	17.96	17.96	0-5	5
		1	12	18.24	17.94	18.17	0-5	5
		1	24	18.19	18.04	18.04	0-5	5
		12	0	18.01	17.80	17.76	0-5	5
		12	6	17.98	17.79	17.78	0-5	5
		12	11	17.95	17.75	17.74	0-5	5
25		0	18.09	17.83	17.85	0-5	5	

LTE FDD Band 4 _ 10 MHz Bandwidth Conducted Power

Bandwidth	Modulation	RB Size	RB Offset	Max. Average Power [dBm]			MPR Allowed Per 3GPP [dB]	MPR [dB]
				20000 Ch. 1715 MHz	20175 Ch. 1732.5 MHz	20350 Ch. 1750 MHz		
10 MHz	QPSK	1	0	22.98	22.83	22.74	0	0
		1	24	23.09	22.90	22.86	0	0
		1	49	22.91	22.74	22.67	0	0
		25	0	21.97	21.82	21.79	0-1	1
		25	12	21.96	21.83	21.78	0-1	1
		25	24	21.95	21.80	21.78	0-1	1
	16QAM	50	0	22.03	21.84	21.82	0-1	1
		1	0	22.08	21.98	21.88	0-1	1
		1	24	22.07	21.92	21.76	0-1	1
		1	49	22.09	21.82	21.85	0-1	1
		25	0	20.97	20.83	20.81	0-2	2
		25	12	20.95	20.80	20.82	0-2	2
	64QAM	25	24	20.97	20.81	20.81	0-2	2
		50	0	20.96	20.80	20.79	0-2	2
		1	0	20.97	20.92	20.90	0-2	2
		1	24	21.10	20.97	20.94	0-2	2
		1	49	20.97	21.00	20.92	0-2	2
		25	0	19.93	19.83	19.78	0-3	3
	256QAM	25	12	19.92	19.82	19.79	0-3	3
		25	24	19.99	19.82	19.77	0-3	3
		50	0	20.01	19.87	19.87	0-3	3
		1	0	18.18	18.04	18.08	0-5	5
		1	24	18.20	18.13	17.93	0-5	5
		1	49	18.17	18.05	18.02	0-5	5
	256QAM	25	0	17.93	17.84	17.77	0-5	5
		25	12	17.96	17.82	17.84	0-5	5
		25	24	17.98	17.86	17.81	0-5	5
		50	0	17.94	17.81	17.80	0-5	5

LTE FDD Band 4 _ 15 MHz Bandwidth Conducted Power

Bandwidth	Modulation	RB Size	RB Offset	Max. Average Power [dBm]			MPR Allowed Per 3GPP [dB]	MPR [dB]
				20025 Ch. 1717.5 MHz	20175 Ch. 1732.5 MHz	20325 Ch. 1747.5 MHz		
15 MHz	QPSK	1	0	22.99	22.77	22.76	0	0
		1	36	23.10	22.83	22.80	0	0
		1	74	23.05	22.80	22.83	0	0
		36	0	22.03	21.83	21.85	0-1	1
		36	18	21.97	21.84	21.84	0-1	1
		36	39	22.02	21.85	21.85	0-1	1
	16QAM	75	0	21.98	21.87	21.88	0-1	1
		1	0	22.13	22.08	22.07	0-1	1
		1	36	21.80	21.75	21.68	0-1	1
		1	74	22.10	21.95	22.02	0-1	1
		36	0	20.97	20.83	20.88	0-2	2
		36	18	20.93	20.83	20.87	0-2	2
	64QAM	36	39	20.93	20.88	20.84	0-2	2
		75	0	20.94	20.83	20.82	0-2	2
		1	0	21.08	20.94	20.99	0-2	2
		1	36	21.19	21.08	21.21	0-2	2
		1	74	21.11	20.95	21.11	0-2	2
		36	0	19.95	19.89	19.89	0-3	3
	256QAM	36	18	19.99	19.87	19.92	0-3	3
		36	39	19.98	19.88	19.91	0-3	3
		75	0	19.99	19.85	19.85	0-3	3
		1	0	18.11	18.00	18.08	0-5	5
		1	36	18.15	17.99	18.00	0-5	5
		1	74	18.11	17.97	18.08	0-5	5
		36	0	17.98	17.84	17.87	0-5	5
		36	18	17.97	17.88	17.88	0-5	5
		36	39	17.98	17.84	17.87	0-5	5
		75	0	17.99	17.85	17.87	0-5	5

LTE FDD Band 4 _ 20 MHz Bandwidth Conducted Power

Bandwidth	Modulation	RB Size	RB Offset	Max. Average Power [dBm]	MPR Allowed Per 3GPP [dB]	MPR [dB]
				20175 ch. 1732.5 MHz		
20 MHz	QPSK	1	0	22.85	0	0
		1	49	22.88	0	0
		1	99	22.78	0	0
		50	0	21.90	0-1	1
		50	25	21.86	0-1	1
		50	49	21.83	0-1	1
		100	0	21.86	0-1	1
	16QAM	1	0	21.97	0-1	1
		1	49	21.87	0-1	1
		1	99	21.97	0-1	1
		50	0	20.83	0-2	2
		50	25	20.85	0-2	2
		50	49	20.87	0-2	2
		100	0	20.83	0-2	2
	64QAM	1	0	21.06	0-2	2
		1	49	21.11	0-2	2
		1	99	21.04	0-2	2
		50	0	19.91	0-3	3
		50	25	19.88	0-3	3
		50	49	19.89	0-3	3
		100	0	19.86	0-3	3
	256QAM	1	0	18.01	0-5	5
		1	49	18.08	0-5	5
		1	99	18.05	0-5	5
		50	0	17.85	0-5	5
		50	25	17.82	0-5	5
		50	49	17.82	0-5	5
		100	0	17.87	0-5	5

[LTE FDD Band 4_Upper Conducted Power _ Pmax _ SUB2(Ant F)]

LTE FDD Band 4_Upper _ 1.4 MHz Bandwidth Conducted Power

Bandwidth	Modulation	RB Size	RB Offset	Max. Average Power [dBm]			MPR Allowed Per 3GPP [dB]	MPR [dB]	
				19957 Ch. 1710.7 MHz	20175 Ch. 1732.5 MHz	20393 Ch. 1754.3 MHz			
1.4 MHz	QPSK	1	0	22.82	22.61	22.51	0	0	
		1	3	22.81	22.55	22.43	0	0	
		1	5	22.90	22.66	22.54	0	0	
		3	0	22.89	22.57	22.50	0	0	
		3	1	22.90	22.53	22.54	0	0	
		3	3	22.86	22.55	22.48	0	0	
	16QAM	6	0	21.89	21.67	21.56	0-1	1	
		1	0	22.12	21.81	21.84	0-1	1	
		1	3	21.95	21.76	21.73	0-1	1	
		1	5	22.09	21.77	21.73	0-1	1	
		3	0	21.99	21.75	21.69	0-1	1	
		3	1	21.88	21.72	21.64	0-1	1	
	64QAM	3	3	21.98	21.66	21.60	0-1	1	
		6	0	20.92	20.70	20.63	0-2	2	
		1	0	21.14	20.80	20.72	0-2	2	
		1	3	20.95	20.69	20.72	0-2	2	
		1	5	20.98	20.81	20.69	0-2	2	
		3	0	20.99	20.72	20.55	0-2	2	
	256QAM	3	1	20.92	20.71	20.61	0-2	2	
		3	3	20.92	20.69	20.60	0-2	2	
		6	0	19.95	19.67	19.60	0-3	3	
		1	0	17.97	17.71	17.68	0-5	5	
		1	3	18.04	17.81	17.62	0-5	5	
		1	5	18.12	17.72	17.71	0-5	5	
		256QAM	3	0	17.99	17.74	17.67	0-5	5
			3	1	17.89	17.67	17.62	0-5	5
			3	3	17.91	17.62	17.56	0-5	5
			6	0	17.92	17.65	17.59	0-5	5

LTE FDD Band 4_Upper _ 3 Mhz Bandwidth Conducted Power

Bandwidth	Modulation	RB Size	RB Offset	Max. Average Power [dBm]			MPR Allowed Per 3GPP [dB]	MPR [dB]
				19965 Ch. 1711.5 MHz	20175 Ch. 1732.5 MHz	20385 Ch. 1753.5 MHz		
3 MHz	QPSK	1	0	22.88	22.68	22.59	0	0
		1	7	22.88	22.75	22.65	0	0
		1	14	22.81	22.58	22.52	0	0
		8	0	21.90	21.73	21.63	0-1	1
		8	3	21.88	21.73	21.61	0-1	1
		8	7	21.97	21.72	21.60	0-1	1
	15	0	21.92	21.74	21.63	0-1	1	
	16QAM	1	0	22.18	21.90	21.61	0-1	1
		1	7	22.00	21.62	21.69	0-1	1
		1	14	22.11	21.97	21.80	0-1	1
		8	0	20.99	20.78	20.69	0-2	2
		8	3	21.06	20.80	20.70	0-2	2
		8	7	20.97	20.79	20.70	0-2	2
	15	0	20.96	20.70	20.68	0-2	2	
	64QAM	1	0	21.10	20.93	20.72	0-2	2
		1	7	21.24	20.94	20.91	0-2	2
		1	14	21.04	20.87	20.81	0-2	2
		8	0	20.03	19.77	19.66	0-3	3
		8	3	20.02	19.85	19.70	0-3	3
		8	7	20.09	19.84	19.73	0-3	3
	15	0	20.07	19.81	19.69	0-3	3	
	256QAM	1	0	18.07	17.83	17.68	0-5	5
		1	7	18.09	17.86	17.84	0-5	5
		1	14	18.08	17.80	17.67	0-5	5
		8	0	17.97	17.78	17.70	0-5	5
		8	3	17.95	17.79	17.72	0-5	5
		8	7	17.98	17.80	17.69	0-5	5
15	0	17.99	17.76	17.68	0-5	5		

LTE FDD Band 4_Upper _ 5 Mhz Bandwidth Conducted Power

Bandwidth	Modulation	RB Size	RB Offset	Max. Average Power [dBm]			MPR Allowed Per 3GPP [dB]	MPR [dB]
				19975 Ch. 1712.5 MHz	20175 Ch. 1732.5 MHz	20375 Ch. 1752.5 MHz		
5 Mhz	QPSK	1	0	22.83	22.64	22.54	0	0
		1	12	22.90	22.72	22.64	0	0
		1	24	22.89	22.68	22.61	0	0
		12	0	21.90	21.68	21.64	0-1	1
		12	6	21.91	21.71	21.63	0-1	1
		12	11	21.98	21.73	21.65	0-1	1
		25	0	21.91	21.72	21.62	0-1	1
	16QAM	1	0	22.03	21.94	21.79	0-1	1
		1	12	22.04	21.66	21.53	0-1	1
		1	24	22.09	21.95	21.75	0-1	1
		12	0	20.96	20.74	20.67	0-2	2
		12	6	20.99	20.72	20.66	0-2	2
		12	11	20.93	20.74	20.68	0-2	2
		25	0	20.93	20.69	20.66	0-2	2
	64QAM	1	0	21.10	20.93	20.89	0-2	2
		1	12	21.24	21.18	21.06	0-2	2
		1	24	21.12	20.85	20.83	0-2	2
		12	0	20.03	19.79	19.71	0-3	3
		12	6	20.09	19.87	19.75	0-3	3
		12	11	20.05	19.84	19.79	0-3	3
		25	0	20.05	19.79	19.74	0-3	3
	256QAM	1	0	18.04	17.79	17.72	0-5	5
		1	12	18.21	17.86	17.76	0-5	5
		1	24	18.08	17.84	17.79	0-5	5
		12	0	17.96	17.73	17.62	0-5	5
12		6	17.92	17.74	17.67	0-5	5	
12		11	17.90	17.72	17.68	0-5	5	
25		0	17.98	17.73	17.70	0-5	5	

LTE FDD Band 4_Upper _ 10 MHz Bandwidth Conducted Power

Bandwidth	Modulation	RB Size	RB Offset	Max. Average Power [dBm]			MPR Allowed Per 3GPP [dB]	MPR [dB]
				20000 Ch. 1715 MHz	20175 Ch. 1732.5 MHz	20350 Ch. 1750 MHz		
10 MHz	QPSK	1	0	22.85	22.71	22.66	0	0
		1	24	22.96	22.80	22.78	0	0
		1	49	22.81	22.61	22.63	0	0
		25	0	21.84	21.69	21.64	0-1	1
		25	12	21.86	21.67	21.65	0-1	1
		25	24	21.84	21.68	21.65	0-1	1
	16QAM	50	0	21.85	21.70	21.64	0-1	1
		1	0	22.11	22.00	21.87	0-1	1
		1	24	21.84	21.75	21.61	0-1	1
		1	49	22.08	21.84	21.78	0-1	1
		25	0	20.87	20.74	20.71	0-2	2
		25	12	20.88	20.73	20.71	0-2	2
	64QAM	25	24	20.91	20.74	20.68	0-2	2
		50	0	20.90	20.73	20.71	0-2	2
		1	0	21.14	20.83	20.86	0-2	2
		1	24	21.11	20.88	20.91	0-2	2
		1	49	21.07	20.89	20.93	0-2	2
		25	0	19.82	19.71	19.67	0-3	3
	256QAM	25	12	19.94	19.71	19.74	0-3	3
		25	24	19.95	19.77	19.76	0-3	3
		50	0	19.92	19.75	19.76	0-3	3
		1	0	17.98	17.96	17.67	0-5	5
		1	24	18.05	17.83	17.85	0-5	5
		1	49	18.01	17.74	17.76	0-5	5
	25	0	17.84	17.71	17.71	0-5	5	
	25	12	17.90	17.74	17.73	0-5	5	
	25	24	17.94	17.75	17.76	0-5	5	
	50	0	17.90	17.71	17.70	0-5	5	

LTE FDD Band 4_Upper _ 15 MHz Bandwidth Conducted Power

Bandwidth	Modulation	RB Size	RB Offset	Max. Average Power [dBm]			MPR Allowed Per 3GPP [dB]	MPR [dB]
				20025 Ch. 1717.5 MHz	20175 Ch. 1732.5 MHz	20325 Ch. 1747.5 MHz		
15 MHz	QPSK	1	0	22.73	22.63	22.63	0	0
		1	36	22.80	22.70	22.66	0	0
		1	74	22.86	22.62	22.69	0	0
		36	0	21.75	21.66	21.69	0-1	1
		36	18	21.77	21.63	21.67	0-1	1
		36	39	21.82	21.65	21.72	0-1	1
		75	0	21.79	21.68	21.66	0-1	1
	16QAM	1	0	22.04	21.81	21.87	0-1	1
		1	36	21.63	21.82	21.62	0-1	1
		1	74	21.99	21.83	21.91	0-1	1
		36	0	20.83	20.62	20.69	0-2	2
		36	18	20.77	20.66	20.67	0-2	2
		36	39	20.80	20.67	20.68	0-2	2
		75	0	20.78	20.60	20.70	0-2	2
	64QAM	1	0	20.97	20.81	20.92	0-2	2
		1	36	21.06	20.97	21.05	0-2	2
		1	74	21.03	20.82	20.89	0-2	2
		36	0	19.87	19.73	19.74	0-3	3
		36	18	19.94	19.72	19.75	0-3	3
		36	39	19.91	19.71	19.80	0-3	3
		75	0	19.79	19.68	19.75	0-3	3
	256QAM	1	0	18.00	17.80	17.79	0-5	5
		1	36	17.95	17.83	17.83	0-5	5
		1	74	17.98	17.82	17.79	0-5	5
		36	0	17.83	17.67	17.72	0-5	5
		36	18	17.83	17.67	17.74	0-5	5
		36	39	17.85	17.66	17.74	0-5	5
75		0	17.85	17.67	17.70	0-5	5	

LTE FDD Band 4_Upper _ 20 MHz Bandwidth Conducted Power

Bandwidth	Modulation	RB Size	RB Offset	Max. Average Power [dBm]	MPR Allowed Per 3GPP [dB]	MPR [dB]
				20175 Ch. 1732.5 MHz		
20 MHz	QPSK	1	0	22.58	0	0
		1	49	22.69	0	0
		1	99	22.56	0	0
		50	0	21.55	0-1	1
		50	25	21.57	0-1	1
		50	49	21.53	0-1	1
		100	0	21.55	0-1	1
	16QAM	1	0	21.76	0-1	1
		1	49	21.81	0-1	1
		1	99	21.77	0-1	1
		50	0	20.59	0-2	2
		50	25	20.62	0-2	2
		50	49	20.58	0-2	2
		100	0	20.61	0-2	2
	64QAM	1	0	20.85	0-2	2
		1	49	20.55	0-2	2
		1	99	20.76	0-2	2
		50	0	19.63	0-3	3
		50	25	19.69	0-3	3
		50	49	19.69	0-3	3
		100	0	19.64	0-3	3
	256QAM	1	0	17.75	0-5	5
		1	49	17.73	0-5	5
		1	99	17.84	0-5	5
		50	0	17.60	0-5	5
		50	25	17.62	0-5	5
		50	49	17.62	0-5	5
		100	0	17.64	0-5	5

[LTE FDD Band 5 Conducted Power _ Pmax, Free (RSI 0), RCV (RSI 1), Hotspot (RSI 2) _ MAIN1(Ant A)]

LTE FDD Band 5 _ 1.4 MHz Bandwidth Conducted Power

Bandwidth	Modulation	RB Size	RB Offset	Max. Average Power [dBm]			MPR Allowed Per 3GPP [dB]	MPR [dB]
				20407 Ch. 824.7 MHz	20525 Ch. 836.5 MHz	20643 Ch. 848.3 MHz		
1.4 MHz	QPSK	1	0	23.90	23.88	23.77	0	0
		1	3	23.89	23.80	23.73	0	0
		1	5	23.89	23.88	23.80	0	0
		3	0	23.94	23.86	23.80	0	0
		3	1	23.85	23.79	23.70	0	0
		3	3	23.91	23.83	23.77	0	0
	16QAM	6	0	22.96	22.95	22.81	0-1	1
		1	0	23.29	22.98	22.85	0-1	1
		1	3	23.11	23.08	22.88	0-1	1
		1	5	23.31	23.11	22.91	0-1	1
		3	0	23.01	22.95	22.81	0-1	1
		3	1	22.93	22.96	22.85	0-1	1
	64QAM	3	3	22.94	23.00	22.82	0-1	1
		6	0	21.97	21.93	21.87	0-2	2
		1	0	22.05	22.13	21.98	0-2	2
		1	3	21.98	21.98	21.88	0-2	2
		1	5	22.06	21.98	22.00	0-2	2
		3	0	21.99	21.96	21.92	0-2	2
	256QAM	3	1	21.96	22.02	21.87	0-2	2
		3	3	21.87	21.98	21.83	0-2	2
		6	0	20.97	21.04	20.88	0-3	3
		1	0	19.32	19.31	19.14	0-5	5
		1	3	19.25	19.17	19.15	0-5	5
		1	5	19.24	19.33	19.21	0-5	5
		3	0	19.26	19.20	19.11	0-5	5
		3	1	19.20	19.16	19.04	0-5	5
		3	3	19.30	19.14	19.08	0-5	5
		6	0	19.02	19.00	18.87	0-5	5

LTE FDD Band 5_ 3 MHz Bandwidth Conducted Power

Bandwidth	Modulation	RB Size	RB Offset	Max. Average Power [dBm]			MPR Allowed Per 3GPP [dB]	MPR [dB]
				20415 Ch. 825.5 MHz	20525 Ch. 836.5 MHz	20635 Ch. 847.5 MHz		
3 MHz	QPSK	1	0	24.13	23.97	23.89	0	0
		1	7	24.12	23.95	23.93	0	0
		1	14	23.95	23.87	23.75	0	0
		8	0	23.02	22.96	22.89	0-1	1
		8	3	23.09	22.97	22.91	0-1	1
		8	7	23.03	22.98	22.90	0-1	1
	16QAM	15	0	23.01	22.97	22.86	0-1	1
		1	0	23.21	23.13	23.01	0-1	1
		1	7	23.05	22.71	22.64	0-1	1
		1	14	23.28	23.02	22.97	0-1	1
		8	0	22.05	21.99	21.90	0-2	2
		8	3	22.11	22.00	21.90	0-2	2
	64QAM	8	7	22.00	22.01	21.86	0-2	2
		15	0	22.02	21.94	21.92	0-2	2
		1	0	22.07	22.13	22.02	0-2	2
		1	7	22.33	22.12	22.04	0-2	2
		1	14	22.15	22.10	21.96	0-2	2
		8	0	20.98	21.02	20.94	0-3	3
	256QAM	8	3	21.06	20.97	20.92	0-3	3
		8	7	21.07	21.02	20.95	0-3	3
		15	0	21.03	20.98	20.92	0-3	3
		1	0	19.28	19.24	19.07	0-5	5
		1	7	19.23	19.23	19.27	0-5	5
		1	14	19.27	19.11	19.31	0-5	5
		8	0	19.06	19.00	18.95	0-5	5
		8	3	19.13	19.05	18.97	0-5	5
		8	7	19.09	19.04	18.94	0-5	5
	15	0	19.07	19.03	18.95	0-5	5	

LTE FDD Band 5_ 5 MHz Bandwidth Conducted Power

Bandwidth	Modulation	RB Size	RB Offset	Max. Average Power [dBm]			MPR Allowed Per 3GPP [dB]	MPR [dB]
				20425 Ch. 826.5 MHz	20525 Ch. 836.5 MHz	20625 Ch. 846.5 MHz		
5 MHz	QPSK	1	0	24.03	23.99	23.92	0	0
		1	12	24.08	24.02	24.01	0	0
		1	24	24.05	23.97	23.94	0	0
		12	0	23.13	23.05	23.01	0-1	1
		12	6	23.18	23.04	22.97	0-1	1
		12	11	23.20	22.98	23.00	0-1	1
	16QAM	25	0	23.22	23.07	23.00	0-1	1
		1	0	23.31	23.25	23.07	0-1	1
		1	12	23.38	23.00	22.92	0-1	1
		1	24	23.33	23.19	22.95	0-1	1
		12	0	22.18	22.03	22.00	0-2	2
		12	6	22.21	22.00	22.01	0-2	2
	64QAM	12	11	22.17	22.05	21.99	0-2	2
		25	0	22.18	22.01	21.98	0-2	2
		1	0	22.28	22.27	22.08	0-2	2
		1	12	22.36	22.31	22.13	0-2	2
		1	24	22.33	22.10	21.95	0-2	2
		12	0	21.22	21.10	20.99	0-3	3
	256QAM	12	6	21.19	21.10	21.00	0-3	3
		12	11	21.20	21.07	21.03	0-3	3
		25	0	21.12	21.05	20.94	0-3	3
		1	0	19.31	19.19	19.35	0-5	5
		1	12	19.17	19.30	19.38	0-5	5
		1	24	19.28	19.27	19.15	0-5	5
		12	0	19.21	19.07	18.96	0-5	5
12		6	19.18	19.07	18.99	0-5	5	
12		11	19.24	19.13	19.05	0-5	5	
25		0	19.17	19.11	19.06	0-5	5	

LTE FDD Band 5 _ 10 MHz Bandwidth Conducted Power

Bandwidth	Modulation	RB Size	RB Offset	Max. Average Power [dBm]		MPR Allowed Per 3GPP [dB]	MPR [dB]
				20525 Ch. 836.5 MHz			
10 MHz	QPSK	1	0	24.13		0	0
		1	24	24.00		0	0
		1	49	23.91		0	0
		25	0	23.11		0-1	1
		25	12	23.06		0-1	1
		25	24	23.06		0-1	1
		50	0	23.12		0-1	1
	16QAM	1	0	23.24		0-1	1
		1	24	23.12		0-1	1
		1	49	23.03		0-1	1
		25	0	22.09		0-2	2
		25	12	22.03		0-2	2
		25	24	22.02		0-2	2
		50	0	22.06		0-2	2
	64QAM	1	0	22.15		0-2	2
		1	24	22.07		0-2	2
		1	49	22.09		0-2	2
		25	0	21.00		0-3	3
		25	12	21.02		0-3	3
		25	24	21.02		0-3	3
		50	0	21.06		0-3	3
	256QAM	1	0	19.37		0-5	5
		1	24	19.35		0-5	5
		1	49	19.38		0-5	5
		25	0	19.09		0-5	5
		25	12	19.09		0-5	5
		25	24	19.07		0-5	5
		50	0	19.13		0-5	5

[LTE FDD Band 5 Conducted Power _ Pmax, Free(RSI 0), Hotspot(RSI 2) _SUB1(Ant E)]

LTE FDD Band 5 _ 1.4 MHz Bandwidth Conducted Power

Bandwidth	Modulation	RB Size	RB Offset	Max. Average Power [dBm]			MPR Allowed Per 3GPP [dB]	MPR [dB]
				20407 Ch. 824.7 MHz	20525 Ch. 836.5 MHz	20643 Ch. 848.3 MHz		
1.4 MHz	QPSK	1	0	24.23	24.15	24.10	0	0
		1	3	24.15	24.02	24.04	0	0
		1	5	24.26	24.11	24.07	0	0
		3	0	24.27	24.09	24.10	0	0
		3	1	24.22	24.12	24.08	0	0
		3	3	24.27	24.10	24.03	0	0
	16QAM	6	0	22.36	22.11	22.09	0-1	1
		1	0	22.57	22.37	22.30	0-1	1
		1	3	22.60	22.29	22.21	0-1	1
		1	5	22.37	22.34	22.27	0-1	1
		3	0	22.39	22.19	22.11	0-1	1
		3	1	22.41	22.17	22.10	0-1	1
	64QAM	3	3	22.27	22.22	22.14	0-1	1
		6	0	21.31	21.21	21.15	0-2	2
		1	0	21.54	21.32	21.41	0-2	2
		1	3	21.49	21.24	21.16	0-2	2
		1	5	21.55	21.26	21.18	0-2	2
		3	0	21.41	21.27	21.09	0-2	2
	256QAM	3	1	21.36	21.17	21.11	0-2	2
		3	3	21.36	21.21	21.21	0-2	2
		6	0	20.32	20.19	20.13	0-3	3
		1	0	19.43	19.33	19.24	0-5	5
		1	3	19.37	19.30	19.10	0-5	5
		1	5	19.39	19.27	19.17	0-5	5
	3	0	19.44	19.33	19.21	0-5	5	
	3	1	19.31	19.20	19.10	0-5	5	
	3	3	19.43	19.31	19.17	0-5	5	
	6	0	19.30	19.23	19.23	0-5	5	

LTE FDD Band 5_ 3 MHz Bandwidth Conducted Power

Bandwidth	Modulation	RB Size	RB Offset	Max. Average Power [dBm]			MPR Allowed Per 3GPP [dB]	MPR [dB]
				20415 Ch. 825.5 MHz	20525 Ch. 836.5 MHz	20635 Ch. 847.5 MHz		
3 MHz	QPSK	1	0	24.22	24.15	24.19	0	0
		1	7	24.23	24.21	24.21	0	0
		1	14	24.15	24.07	24.01	0	0
		8	0	22.31	22.18	22.14	0-1	1
		8	3	22.29	22.20	22.19	0-1	1
		8	7	22.34	22.17	22.14	0-1	1
	15	0	22.36	22.16	22.17	0-1	1	
	16QAM	1	0	22.51	22.33	22.26	0-1	1
		1	7	22.35	22.26	22.19	0-1	1
		1	14	22.49	22.33	22.28	0-1	1
		8	0	21.41	21.24	21.19	0-2	2
		8	3	21.41	21.20	21.20	0-2	2
		8	7	21.35	21.16	21.20	0-2	2
	64QAM	15	0	21.33	21.22	21.19	0-2	2
		1	0	21.47	21.43	21.32	0-2	2
		1	7	21.34	21.22	21.31	0-2	2
		1	14	21.50	21.29	21.17	0-2	2
		8	0	20.33	20.18	20.10	0-3	3
		8	3	20.34	20.19	20.06	0-3	3
	256QAM	8	7	20.38	20.22	20.15	0-3	3
		15	0	20.32	20.19	20.14	0-3	3
		1	0	19.50	19.37	19.31	0-5	5
		1	7	19.39	19.27	19.29	0-5	5
		1	14	19.49	19.34	19.26	0-5	5
		8	0	19.33	19.31	19.20	0-5	5
		8	3	19.36	19.29	19.19	0-5	5
		8	7	19.29	19.23	19.13	0-5	5
	15	0	19.30	19.20	19.21	0-5	5	

LTE FDD Band 5_ 5 MHz Bandwidth Conducted Power

Bandwidth	Modulation	RB Size	RB Offset	Max. Average Power [dBm]			MPR Allowed Per 3GPP [dB]	MPR [dB]
				20425 Ch. 826.5 MHz	20525 Ch. 836.5 MHz	20625 Ch. 846.5 MHz		
5 MHz	QPSK	1	0	24.18	24.13	24.13	0	0
		1	12	24.28	24.15	24.20	0	0
		1	24	24.24	24.10	24.03	0	0
		12	0	22.36	22.21	22.14	0-1	1
		12	6	22.32	22.17	22.12	0-1	1
		12	11	22.36	22.22	22.16	0-1	1
	16QAM	25	0	22.37	22.21	22.15	0-1	1
		1	0	22.50	22.41	22.34	0-1	1
		1	12	22.32	21.98	22.14	0-1	1
		1	24	22.46	22.37	22.20	0-1	1
		12	0	21.40	21.24	21.12	0-2	2
		12	6	21.36	21.19	21.13	0-2	2
	64QAM	12	11	21.31	21.19	21.18	0-2	2
		25	0	21.30	21.21	21.13	0-2	2
		1	0	21.55	21.28	21.26	0-2	2
		1	12	21.58	21.13	21.30	0-2	2
		1	24	21.40	21.19	21.25	0-2	2
		12	0	20.36	20.19	20.17	0-3	3
	256QAM	12	6	20.36	20.24	20.17	0-3	3
		12	11	20.35	20.27	20.15	0-3	3
		25	0	20.29	20.22	20.12	0-3	3
		1	0	19.43	19.42	19.36	0-5	5
		1	12	19.33	19.22	19.31	0-5	5
		1	24	19.37	19.36	19.25	0-5	5
		12	0	19.36	19.26	19.20	0-5	5
12		6	19.33	19.20	19.25	0-5	5	
12		11	19.34	19.27	19.16	0-5	5	
25		0	19.37	19.28	19.20	0-5	5	

LTE FDD Band 5 _ 10 MHz Bandwidth Conducted Power

Bandwidth	Modulation	RB Size	RB Offset	Max. Average Power [dBm]	MPR Allowed Per 3GPP [dB]	MPR [dB]
				20525 Ch. 836.5 MHz		
10 MHz	QPSK	1	0	24.36	0	0
		1	24	24.25	0	0
		1	49	24.08	0	0
		25	0	22.30	0-1	1
		25	12	22.23	0-1	1
		25	24	22.21	0-1	1
		50	0	22.24	0-1	1
	16QAM	1	0	22.33	0-1	1
		1	24	22.15	0-1	1
		1	49	22.29	0-1	1
		25	0	21.26	0-2	2
		25	12	21.21	0-2	2
		25	24	21.16	0-2	2
		50	0	21.22	0-2	2
	64QAM	1	0	21.39	0-2	2
		1	24	21.34	0-2	2
		1	49	21.29	0-2	2
		25	0	20.22	0-3	3
		25	12	20.18	0-3	3
		25	24	20.21	0-3	3
		50	0	20.26	0-3	3
	256QAM	1	0	19.44	0-5	5
		1	24	19.34	0-5	5
		1	49	19.39	0-5	5
		25	0	19.30	0-5	5
		25	12	19.29	0-5	5
		25	24	19.23	0-5	5
		50	0	19.28	0-5	5

[LTE FDD Band 12 Conducted Power_ Pmax, Free(RSI 0), RCV(RSI 1), Hotspot(RSI 2) _ MAIN1(Ant A)]

LTE FDD Band 12 _ 1.4 MHz Bandwidth Conducted Power

Bandwidth	Modulation	RB Size	RB Offset	Max. Average Power [dBm]			MPR Allowed Per 3GPP [dB]	MPR [dB]
				23017 Ch. 699.7 MHz	23095 Ch. 707.5 MHz	23173 Ch. 715.3 MHz		
1.4 MHz	QPSK	1	0	23.79	23.76	23.74	0	0
		1	3	23.73	23.70	23.64	0	0
		1	5	23.76	23.80	23.73	0	0
		3	0	23.81	23.79	23.72	0	0
		3	1	23.68	23.70	23.62	0	0
		3	3	23.71	23.74	23.68	0	0
	16QAM	6	0	22.79	22.80	22.71	0-1	1
		1	0	23.09	22.91	22.90	0-1	1
		1	3	22.83	22.90	22.88	0-1	1
		1	5	22.89	22.82	22.92	0-1	1
		3	0	22.77	22.86	22.79	0-1	1
		3	1	22.77	22.83	22.72	0-1	1
	64QAM	3	3	22.74	22.90	22.85	0-1	1
		6	0	21.77	21.77	21.65	0-2	2
		1	0	21.92	21.95	21.98	0-2	2
		1	3	21.85	21.92	21.86	0-2	2
		1	5	21.90	21.93	21.87	0-2	2
		3	0	21.80	21.87	21.75	0-2	2
	256QAM	3	1	21.87	21.85	21.83	0-2	2
		3	3	21.78	21.91	21.75	0-2	2
		6	0	20.80	20.88	20.75	0-3	3
		1	0	19.09	19.16	19.06	0-5	5
		1	3	18.99	19.03	19.08	0-5	5
		1	5	19.06	19.10	19.06	0-5	5
	3	0	19.02	19.02	18.99	0-5	5	
	3	1	19.03	19.06	19.00	0-5	5	
	3	3	18.96	19.00	19.00	0-5	5	
	6	0	18.87	18.82	18.73	0-5	5	

LTE FDD Band 12_3 MHz Bandwidth Conducted Power

Bandwidth	Modulation	RB Size	RB Offset	Max. Average Power [dBm]			MPR Allowed Per 3GPP [dB]	MPR [dB]
				23025 Ch. 700.5 MHz	23095 Ch. 707.5 MHz	23165 Ch. 714.5 MHz		
3 MHz	QPSK	1	0	23.81	23.83	23.76	0	0
		1	7	23.85	23.85	23.84	0	0
		1	14	23.71	23.69	23.71	0	0
		8	0	22.79	22.80	22.75	0-1	1
		8	3	22.75	22.80	22.75	0-1	1
		8	7	22.79	22.87	22.79	0-1	1
		15	0	22.80	22.79	22.76	0-1	1
	16QAM	1	0	23.03	22.95	22.83	0-1	1
		1	7	22.87	22.87	22.85	0-1	1
		1	14	22.78	22.97	22.87	0-1	1
		8	0	21.80	21.90	21.81	0-2	2
		8	3	21.86	21.86	21.82	0-2	2
		8	7	21.82	21.89	21.77	0-2	2
		15	0	21.81	21.83	21.80	0-2	2
	64QAM	1	0	21.98	21.95	22.07	0-2	2
		1	7	22.04	22.09	21.89	0-2	2
		1	14	21.96	21.94	21.81	0-2	2
		8	0	20.82	20.78	20.78	0-3	3
		8	3	20.84	20.86	20.79	0-3	3
		8	7	20.83	20.88	20.83	0-3	3
		15	0	20.81	20.87	20.84	0-3	3
	256QAM	1	0	19.14	19.21	19.08	0-5	5
		1	7	19.03	19.18	19.06	0-5	5
		1	14	19.03	19.23	19.05	0-5	5
		8	0	18.87	18.85	18.80	0-5	5
		8	3	18.87	18.91	18.81	0-5	5
		8	7	18.81	18.90	18.82	0-5	5
		15	0	18.84	18.89	18.79	0-5	5

LTE FDD Band 12_5 MHz Bandwidth Conducted Power

Bandwidth	Modulation	RB Size	RB Offset	Max. Average Power [dBm]			MPR Allowed Per 3GPP [dB]	MPR [dB]
				23035 Ch. 701.5 MHz	23095 Ch. 707.5 MHz	23155 Ch. 713.5 MHz		
5 MHz	QPSK	1	0	23.81	23.76	23.74	0	0
		1	12	23.89	23.87	23.83	0	0
		1	24	23.77	23.78	23.75	0	0
		12	0	22.88	22.85	22.81	0-1	1
		12	6	22.84	22.80	22.77	0-1	1
		12	11	22.78	22.88	22.81	0-1	1
		25	0	22.88	22.89	22.84	0-1	1
	16QAM	1	0	23.08	23.02	22.98	0-1	1
		1	12	22.75	22.96	22.62	0-1	1
		1	24	22.85	23.09	22.95	0-1	1
		12	0	21.82	21.88	21.85	0-2	2
		12	6	21.78	21.84	21.82	0-2	2
		12	11	21.78	21.77	21.76	0-2	2
		25	0	21.81	21.86	21.81	0-2	2
	64QAM	1	0	21.89	22.07	21.83	0-2	2
		1	12	21.86	21.98	21.89	0-2	2
		1	24	21.97	21.98	21.84	0-2	2
		12	0	20.85	20.87	20.82	0-3	3
		12	6	20.78	20.88	20.77	0-3	3
		12	11	20.82	20.85	20.80	0-3	3
		25	0	20.77	20.83	20.79	0-3	3
	256QAM	1	0	19.20	19.16	19.16	0-5	5
		1	12	19.15	19.11	19.16	0-5	5
		1	24	19.11	19.03	19.20	0-5	5
		12	0	18.86	18.86	18.84	0-5	5
		12	6	18.88	18.88	18.84	0-5	5
		12	11	18.85	18.86	18.79	0-5	5
25		0	18.85	18.91	18.85	0-5	5	

LTE FDD Band 12_ 10 MHz Bandwidth Conducted Power

Bandwidth	Modulation	RB Size	RB Offset	Max. Average Power [dBm]	MPR Allowed Per 3GPP [dB]	MPR [dB]
				23095 Ch. 707.5 MHz		
10 MHz	QPSK	1	0	23.96	0	0
		1	24	23.88	0	0
		1	49	23.77	0	0
		25	0	22.98	0-1	1
		25	12	22.92	0-1	1
		25	24	22.88	0-1	1
		50	0	22.94	0-1	1
	16QAM	1	0	23.10	0-1	1
		1	24	22.95	0-1	1
		1	49	23.04	0-1	1
		25	0	21.94	0-2	2
		25	12	21.92	0-2	2
		25	24	21.86	0-2	2
		50	0	21.89	0-2	2
	64QAM	1	0	22.11	0-2	2
		1	24	21.96	0-2	2
		1	49	21.99	0-2	2
		25	0	20.89	0-3	3
		25	12	20.90	0-3	3
		25	24	20.85	0-3	3
		50	0	20.93	0-3	3
	256QAM	1	0	19.34	0-5	5
		1	24	19.24	0-5	5
		1	49	19.07	0-5	5
		25	0	18.94	0-5	5
		25	12	18.91	0-5	5
		25	24	18.88	0-5	5
		50	0	18.92	0-5	5

[LTE FDD Band 13 Conducted Power_ Pmax, Free(RSI 0), RCV(RSI 1), Hotspot(RSI 2) _ MAIN1(Ant A)]

LTE FDD Band 13 _ 5 MHz Bandwidth Conducted Power

Bandwidth	Modulation	RB Size	RB Offset	Max. Average Power [dBm]			MPR Allowed Per 3GPP [dB]	MPR [dB]
				23205 Ch. 779.5 MHz	23230 Ch. 782 MHz	23255 Ch. 784.5 MHz		
5 MHz	QPSK	1	0	24.11	23.95	23.98	0	0
		1	12	24.11	23.98	24.08	0	0
		1	24	24.03	23.90	23.97	0	0
		12	0	23.12	23.01	23.05	0-1	1
		12	6	23.09	22.97	23.03	0-1	1
		12	11	23.05	22.96	22.98	0-1	1
		25	0	23.12	23.05	23.09	0-1	1
	16QAM	1	0	23.17	23.17	23.13	0-1	1
		1	12	23.05	23.11	23.06	0-1	1
		1	24	23.01	23.05	23.14	0-1	1
		12	0	22.05	22.02	22.03	0-2	2
		12	6	22.02	21.94	22.04	0-2	2
		12	11	21.99	21.99	22.07	0-2	2
		25	0	22.04	22.02	22.07	0-2	2
	64QAM	1	0	22.20	22.18	22.22	0-2	2
		1	12	22.36	22.16	22.22	0-2	2
		1	24	22.12	22.09	22.13	0-2	2
		12	0	21.04	21.00	21.06	0-3	3
		12	6	21.06	20.99	21.00	0-3	3
		12	11	21.05	20.99	21.01	0-3	3
		25	0	21.06	20.97	20.98	0-3	3
	256QAM	1	0	19.24	19.32	19.27	0-5	5
		1	12	19.32	19.34	19.37	0-5	5
		1	24	19.19	19.26	19.22	0-5	5
		12	0	19.09	18.99	19.06	0-5	5
		12	6	19.11	19.03	19.03	0-5	5
		12	11	19.10	19.03	19.10	0-5	5
		25	0	19.11	19.08	19.08	0-5	5

LTE FDD Band 13 _ 10 MHz Bandwidth Conducted Power

Bandwidth	Modulation	RB Size	RB Offset	Max. Average Power [dBm]	MPR Allowed Per 3GPP [dB]	MPR [dB]
				23230 Ch. 782 MHz		
10 MHz	QPSK	1	0	24.10	0	0
		1	24	23.94	0	0
		1	49	23.86	0	0
		25	0	23.10	0-1	1
		25	12	23.04	0-1	1
		25	24	23.05	0-1	1
		50	0	23.07	0-1	1
	16QAM	1	0	23.25	0-1	1
		1	24	23.00	0-1	1
		1	49	23.04	0-1	1
		25	0	22.04	0-2	2
		25	12	21.99	0-2	2
		25	24	21.99	0-2	2
		50	0	22.05	0-2	2
	64QAM	1	0	22.22	0-2	2
		1	24	21.91	0-2	2
		1	49	22.06	0-2	2
		25	0	21.01	0-3	3
		25	12	20.98	0-3	3
		25	24	20.93	0-3	3
		50	0	21.00	0-3	3
	256QAM	1	0	19.27	0-5	5
		1	24	19.10	0-5	5
		1	49	19.22	0-5	5
		25	0	19.09	0-5	5
		25	12	19.07	0-5	5
		25	24	19.04	0-5	5
		50	0	19.04	0-5	5

[LTE FDD Band 17 Conducted Power_ Pmax, Free(RSI 0), RCV(RSI 1), Hotspot(RSI 2) _ MAIN1(Ant A)]

LTE FDD Band 17 _ 5 MHz Bandwidth Conducted Power

Bandwidth	Modulation	RB Size	RB Offset	Max. Average Power [dBm]			MPR Allowed Per 3GPP [dB]	MPR [dB]
				23755 706.5 MHz	23790 710 MHz	23825 713.5 MHz		
5 MHz	QPSK	1	0	23.89	23.82	23.78	0	0
		1	12	23.98	23.86	23.82	0	0
		1	24	23.90	23.76	23.74	0	0
		12	0	22.91	22.87	22.84	0-1	1
		12	6	22.96	22.88	22.81	0-1	1
		12	11	22.90	22.82	22.83	0-1	1
		25	0	22.94	22.90	22.83	0-1	1
	16QAM	1	0	23.12	23.06	23.02	0-1	1
		1	12	22.86	22.79	22.83	0-1	1
		1	24	22.86	22.83	22.87	0-1	1
		12	0	21.92	21.87	21.84	0-2	2
		12	6	21.86	21.85	21.79	0-2	2
		12	11	21.86	21.84	21.76	0-2	2
		25	0	21.89	21.86	21.82	0-2	2
	64QAM	1	0	21.99	22.04	21.97	0-2	2
		1	12	21.88	22.09	21.91	0-2	2
		1	24	21.96	21.90	21.93	0-2	2
		12	0	20.90	20.89	20.82	0-3	3
		12	6	20.89	20.90	20.83	0-3	3
		12	11	20.84	20.90	20.85	0-3	3
		25	0	20.88	20.85	20.78	0-3	3
	256QAM	1	0	19.32	19.26	19.23	0-5	5
		1	12	19.15	19.18	19.20	0-5	5
		1	24	19.15	19.17	19.17	0-5	5
		12	0	18.87	18.86	18.81	0-5	5
		12	6	18.92	18.84	18.84	0-5	5
		12	11	18.90	18.89	18.85	0-5	5
		25	0	18.91	18.89	18.85	0-5	5

LTE FDD Band 17 _ 10 MHz Bandwidth Conducted Power

Bandwidth	Modulation	RB Size	RB Offset	Max. Average Power [dBm]		MPR Allowed Per 3GPP [dB]	MPR [dB]
				23790	710 MHz		
10 MHz	QPSK	1	0	23.94		0	0
		1	24	23.79		0	0
		1	49	23.70		0	0
		25	0	22.92		0-1	1
		25	12	22.90		0-1	1
		25	24	22.88		0-1	1
	16QAM	50	0	22.95		0-1	1
		1	0	23.12		0-1	1
		1	24	22.91		0-1	1
		1	49	22.94		0-1	1
		25	0	21.92		0-2	2
		25	12	21.87		0-2	2
	64QAM	25	24	21.85		0-2	2
		50	0	21.90		0-2	2
		1	0	22.03		0-2	2
		1	24	21.92		0-2	2
		1	49	21.91		0-2	2
		25	0	20.87		0-3	3
	256QAM	25	12	20.88		0-3	3
		25	24	20.85		0-3	3
		50	0	20.91		0-3	3
		1	0	19.31		0-5	5
		1	24	19.21		0-5	5
		1	49	19.13		0-5	5
	25	0	18.92		0-5	5	
	25	12	18.89		0-5	5	
	25	24	18.90		0-5	5	
	50	0	18.92		0-5	5	

[LTE FDD Band 25 Conducted Power_ Pmax, RCV (RSI 1)_ MAIN1(Ant A)]

LTE FDD Band 25 _ 1.4 MHz Bandwidth Conducted Power

Bandwidth	Modulation	RB Size	RB Offset	Max. Average Power [dBm]			MPR Allowed Per 3GPP [dB]	MPR [dB]	
				26047 Ch. 1850.7 MHz	26365 Ch. 1882.5 MHz	26683 Ch. 1914.3 MHz			
1.4 MHz	QPSK	1	0	22.59	22.55	22.50	0	0	
		1	3	22.51	22.52	22.43	0	0	
		1	5	22.61	22.60	22.49	0	0	
		3	0	22.64	22.54	22.46	0	0	
		3	1	22.70	22.65	22.53	0	0	
		3	3	22.68	22.59	22.43	0	0	
	16QAM	6	0	21.71	21.62	21.47	0-1	1	
		1	0	21.82	21.80	21.59	0-1	1	
		1	3	21.79	21.67	21.57	0-1	1	
		1	5	21.83	21.74	21.66	0-1	1	
		3	0	21.69	21.76	21.55	0-1	1	
		3	1	21.67	21.61	21.55	0-1	1	
	64QAM	3	3	21.69	21.66	21.47	0-1	1	
		6	0	20.64	20.65	20.45	0-2	2	
		1	0	20.84	20.79	20.69	0-2	2	
		1	3	20.77	20.64	20.51	0-2	2	
		1	5	20.84	20.81	20.67	0-2	2	
		3	0	20.75	20.71	20.54	0-2	2	
	256QAM	3	1	20.76	20.67	20.58	0-2	2	
		3	3	20.68	20.66	20.52	0-2	2	
		6	0	19.65	19.60	19.48	0-3	3	
		1	0	17.65	17.66	17.57	0-5	5	
		1	3	17.59	17.47	17.43	0-5	5	
		1	5	17.63	17.62	17.59	0-5	5	
		256QAM	3	0	17.69	17.59	17.47	0-5	5
			3	1	17.60	17.60	17.51	0-5	5
			3	3	17.58	17.52	17.45	0-5	5
			6	0	17.74	17.71	17.61	0-5	5

LTE FDD Band 25 _ 3 Mhz Bandwidth Conducted Power

Bandwidth	Modulation	RB Size	RB Offset	Max. Average Power [dBm]			MPR Allowed Per 3GPP [dB]	MPR [dB]
				26055 Ch. 1851.5 Mhz	26365 Ch. 1882.5 Mhz	26675Ch. 1913.5 Mhz		
3 Mhz	QPSK	1	0	22.70	22.62	22.49	0	0
		1	7	22.80	22.64	22.55	0	0
		1	14	22.61	22.52	22.41	0	0
		8	0	21.73	21.65	21.48	0-1	1
		8	3	21.72	21.62	21.49	0-1	1
		8	7	21.76	21.64	21.47	0-1	1
		15	0	21.71	21.69	21.53	0-1	1
	16QAM	1	0	21.82	21.82	21.55	0-1	1
		1	7	21.69	21.60	21.41	0-1	1
		1	14	21.82	21.79	21.60	0-1	1
		8	0	20.70	20.69	20.51	0-2	2
		8	3	20.71	20.70	20.54	0-2	2
		8	7	20.74	20.70	20.57	0-2	2
		15	0	20.74	20.64	20.51	0-2	2
	64QAM	1	0	20.80	20.90	20.64	0-2	2
		1	7	20.88	20.98	20.73	0-2	2
		1	14	20.66	20.73	20.65	0-2	2
		8	0	19.70	19.64	19.49	0-3	3
		8	3	19.69	19.56	19.55	0-3	3
		8	7	19.67	19.66	19.49	0-3	3
		15	0	19.68	19.66	19.50	0-3	3
	256QAM	1	0	17.54	17.55	17.52	0-5	5
		1	7	17.68	17.75	17.51	0-5	5
		1	14	17.65	17.59	17.44	0-5	5
		8	0	17.73	17.70	17.61	0-5	5
		8	3	17.76	17.70	17.56	0-5	5
		8	7	17.75	17.73	17.62	0-5	5
		15	0	17.74	17.71	17.60	0-5	5

LTE FDD Band 25 _ 5 MHz Bandwidth Conducted Power

Bandwidth	Modulation	RB Size	RB Offset	Max. Average Power [dBm]			MPR Allowed Per 3GPP [dB]	MPR [dB]
				26065 Ch. 1852.5 MHz	26365 Ch. 1882.5 MHz	26665 Ch. 1912.5 MHz		
5 MHz	QPSK	1	0	22.64	22.55	22.47	0	0
		1	12	22.77	22.63	22.52	0	0
		1	24	22.64	22.57	22.49	0	0
		12	0	21.78	21.65	21.51	0-1	1
		12	6	21.75	21.67	21.52	0-1	1
		12	11	21.73	21.66	21.52	0-1	1
		25	0	21.79	21.65	21.51	0-1	1
	16QAM	1	0	21.83	21.84	21.66	0-1	1
		1	12	21.68	21.64	21.76	0-1	1
		1	24	21.83	21.82	21.62	0-1	1
		12	0	20.68	20.65	20.50	0-2	2
		12	6	20.75	20.64	20.50	0-2	2
		12	11	20.73	20.64	20.50	0-2	2
		25	0	20.72	20.66	20.50	0-2	2
	64QAM	1	0	20.82	20.79	20.67	0-2	2
		1	12	21.01	20.95	20.81	0-2	2
		1	24	20.77	20.84	20.73	0-2	2
		12	0	19.76	19.67	19.54	0-3	3
		12	6	19.71	19.64	19.55	0-3	3
		12	11	19.67	19.71	19.54	0-3	3
		25	0	19.70	19.68	19.48	0-3	3
	256QAM	1	0	17.69	17.60	17.47	0-5	5
		1	12	17.63	17.73	17.60	0-5	5
		1	24	17.62	17.66	17.60	0-5	5
		12	0	17.75	17.70	17.56	0-5	5
		12	6	17.75	17.74	17.55	0-5	5
		12	11	17.71	17.69	17.56	0-5	5
		25	0	17.75	17.74	17.58	0-5	5

LTE FDD Band 25 _ 10 MHz Bandwidth Conducted Power

Bandwidth	Modulation	RB Size	RB Offset	Max. Average Power [dBm]			MPR Allowed Per 3GPP [dB]	MPR [dB]
				26090 Ch. 1855 MHz	26365 Ch. 1882.5 MHz	26640 Ch. 1910 MHz		
10 MHz	QPSK	1	0	22.76	22.65	22.60	0	0
		1	24	22.78	22.79	22.67	0	0
		1	49	22.62	22.60	22.49	0	0
		25	0	21.73	21.66	21.60	0-1	1
		25	12	21.70	21.62	21.60	0-1	1
		25	24	21.71	21.63	21.57	0-1	1
		50	0	21.74	21.69	21.62	0-1	1
	16QAM	1	0	21.81	21.82	21.70	0-1	1
		1	24	21.58	21.69	21.64	0-1	1
		1	49	21.81	21.84	21.77	0-1	1
		25	0	20.71	20.62	20.57	0-2	2
		25	12	20.70	20.64	20.62	0-2	2
		25	24	20.70	20.65	20.56	0-2	2
		50	0	20.71	20.66	20.59	0-2	2
	64QAM	1	0	20.83	20.90	20.71	0-2	2
		1	24	20.92	20.88	20.67	0-2	2
		1	49	20.96	20.83	20.74	0-2	2
		25	0	19.67	19.69	19.56	0-3	3
		25	12	19.66	19.62	19.56	0-3	3
		25	24	19.68	19.69	19.57	0-3	3
		50	0	19.74	19.74	19.62	0-3	3
	256QAM	1	0	17.64	17.76	17.59	0-5	5
		1	24	17.70	17.72	17.62	0-5	5
		1	49	17.62	17.68	17.60	0-5	5
		25	0	17.74	17.71	17.65	0-5	5
		25	12	17.71	17.71	17.64	0-5	5
		25	24	17.74	17.76	17.63	0-5	5
50		0	17.74	17.71	17.66	0-5	5	

LTE FDD Band 25 _ 15 MHz Bandwidth Conducted Power

Bandwidth	Modulation	RB Size	RB Offset	Max. Average Power [dBm]			MPR Allowed Per 3GPP [dB]	MPR [dB]
				26115 Ch. 1857.5 MHz	26365 Ch. 1882.5 MHz	26615 Ch. 1907.5 MHz		
15 MHz	QPSK	1	0	22.72	22.65	22.56	0	0
		1	36	22.74	22.67	22.65	0	0
		1	74	22.69	22.61	22.55	0	0
		36	0	21.72	21.65	21.60	0-1	1
		36	18	21.75	21.66	21.55	0-1	1
		36	39	21.70	21.69	21.58	0-1	1
		75	0	21.68	21.64	21.59	0-1	1
	16QAM	1	0	21.83	21.86	21.74	0-1	1
		1	36	21.55	21.50	21.53	0-1	1
		1	74	21.92	21.71	21.78	0-1	1
		36	0	20.73	20.61	20.57	0-2	2
		36	18	20.68	20.64	20.57	0-2	2
		36	39	20.69	20.63	20.54	0-2	2
		75	0	20.66	20.64	20.59	0-2	2
	64QAM	1	0	20.78	20.84	20.83	0-2	2
		1	36	20.97	20.89	20.80	0-2	2
		1	74	20.83	20.79	20.71	0-2	2
		36	0	19.62	19.65	19.56	0-3	3
		36	18	19.69	19.68	19.64	0-3	3
		36	39	19.66	19.67	19.58	0-3	3
		75	0	19.65	19.67	19.60	0-3	3
	256QAM	1	0	17.73	17.74	17.67	0-5	5
		1	36	17.58	17.77	17.64	0-5	5
		1	74	17.65	17.69	17.65	0-5	5
		36	0	17.77	17.74	17.63	0-5	5
		36	18	17.76	17.72	17.66	0-5	5
		36	39	17.77	17.72	17.62	0-5	5
		75	0	17.73	17.72	17.67	0-5	5

LTE FDD Band 25 _ 20 Mhz Bandwidth Conducted Power

Bandwidth	Modulation	RB Size	RB Offset	Max. Average Power [dBm]			MPR Allowed Per 3GPP [dB]	MPR [dB]
				26140 Ch. 1860 MHz	26365 Ch. 1882.5 MHz	26590 Ch. 1905 MHz		
20 Mhz	QPSK	1	0	22.67	22.70	22.62	0	0
		1	49	22.68	22.68	22.69	0	0
		1	99	22.59	22.61	22.49	0	0
		50	0	21.73	21.65	21.62	0-1	1
		50	25	21.68	21.67	21.60	0-1	1
		50	49	21.63	21.66	21.60	0-1	1
		100	0	21.64	21.65	21.60	0-1	1
	16QAM	1	0	21.77	21.84	21.68	0-1	1
		1	49	21.79	21.94	21.80	0-1	1
		1	99	21.68	21.86	21.73	0-1	1
		50	0	20.70	20.67	20.56	0-2	2
		50	25	20.61	20.66	20.59	0-2	2
		50	49	20.62	20.66	20.59	0-2	2
		100	0	20.59	20.60	20.56	0-2	2
	64QAM	1	0	20.86	20.79	20.80	0-2	2
		1	49	20.67	20.80	20.78	0-2	2
		1	99	20.81	20.79	20.69	0-2	2
		50	0	19.67	19.64	19.63	0-3	3
		50	25	19.67	19.68	19.60	0-3	3
		50	49	19.65	19.69	19.63	0-3	3
		100	0	19.62	19.68	19.63	0-3	3
	256QAM	1	0	17.74	17.68	17.67	0-5	5
		1	49	17.71	17.68	17.66	0-5	5
		1	99	17.74	17.68	17.49	0-5	5
		50	0	17.69	17.73	17.63	0-5	5
		50	25	17.66	17.69	17.67	0-5	5
		50	49	17.70	17.74	17.59	0-5	5
		100	0	17.70	17.77	17.68	0-5	5

[LTE FDD Band 26 Conducted Power _ Pmax, Free(RSI 0), RCV(RSI 1), Hotspot(RSI 2)_ MAIN1(Ant A)]

LTE FDD Band 26 _ 1.4 MHz Bandwidth Conducted Power

Bandwidth	Modulation	RB Size	RB Offset	Max. Average Power [dBm]			MPR Allowed Per 3GPP [dB]	MPR [dB]
				26705 Ch. 815.5 MHz	26865 Ch. 831.5 MHz	27025 Ch. 847.5 MHz		
1.4 MHz	QPSK	1	0	23.89	23.96	23.82	0	0
		1	3	23.82	23.87	23.66	0	0
		1	5	23.92	23.95	23.77	0	0
		3	0	23.85	23.91	23.82	0	0
		3	1	23.72	23.87	23.68	0	0
		3	3	23.91	23.90	23.72	0	0
		6	0	22.92	23.00	22.81	0-1	1
	16QAM	1	0	23.02	23.18	22.98	0-1	1
		1	3	22.91	23.05	22.94	0-1	1
		1	5	23.05	23.17	22.89	0-1	1
		3	0	22.92	22.99	22.81	0-1	1
		3	1	22.88	23.06	22.88	0-1	1
		3	3	22.92	23.02	22.86	0-1	1
		6	0	21.98	22.03	21.90	0-2	2
	64QAM	1	0	22.02	22.12	21.89	0-2	2
		1	3	22.00	22.11	21.87	0-2	2
		1	5	22.05	22.26	21.92	0-2	2
		3	0	21.95	22.07	21.89	0-2	2
		3	1	21.97	22.15	21.88	0-2	2
		3	3	22.02	22.04	21.86	0-2	2
		6	0	20.87	21.09	20.84	0-3	3
	256QAM	1	0	19.25	19.34	19.26	0-5	5
		1	3	19.21	19.32	19.26	0-5	5
		1	5	19.21	19.28	19.24	0-5	5
		3	0	19.20	19.29	19.15	0-5	5
		3	1	19.18	19.24	19.15	0-5	5
		3	3	19.13	19.24	19.10	0-5	5
		6	0	18.95	19.06	18.87	0-5	5

LTE FDD Band 26 _ 3 MHz Bandwidth Conducted Power

Bandwidth	Modulation	RB Size	RB Offset	Max. Average Power [dBm]			MPR Allowed Per 3GPP [dB]	MPR [dB]
				26705 Ch. 815.5 MHz	26865 Ch. 831.5 MHz	27025 Ch. 847.5 MHz		
3 MHz	QPSK	1	0	24.05	24.00	23.88	0	0
		1	7	24.08	24.06	23.89	0	0
		1	14	23.93	23.90	23.75	0	0
		8	0	23.06	23.00	22.83	0-1	1
		8	3	22.99	23.05	22.85	0-1	1
		8	7	23.04	23.04	22.86	0-1	1
	15	0	23.05	23.06	22.84	0-1	1	
	16QAM	1	0	23.07	23.15	23.00	0-1	1
		1	7	22.93	23.21	22.99	0-1	1
		1	14	23.22	23.22	23.05	0-1	1
		8	0	22.03	22.10	21.95	0-2	2
		8	3	22.03	22.11	21.90	0-2	2
		8	7	22.01	22.05	21.88	0-2	2
	15	0	22.03	22.04	21.91	0-2	2	
	64QAM	1	0	22.16	22.12	22.00	0-2	2
		1	7	22.11	22.26	22.07	0-2	2
		1	14	22.07	22.02	22.08	0-2	2
		8	0	21.01	21.08	20.91	0-3	3
		8	3	20.99	21.04	20.88	0-3	3
		8	7	21.06	21.08	20.94	0-3	3
	15	0	21.05	21.07	20.90	0-3	3	
	256QAM	1	0	19.24	19.31	19.19	0-5	5
		1	7	19.19	19.31	19.24	0-5	5
		1	14	19.21	19.27	19.19	0-5	5
		8	0	19.20	19.23	19.10	0-5	5
		8	3	19.08	19.14	18.98	0-5	5
		8	7	19.03	19.09	18.93	0-5	5
	15	0	19.06	19.14	18.96	0-5	5	

LTE FDD Band 26 _ 5 MHz Bandwidth Conducted Power

Bandwidth	Modulation	RB Size	RB Offset	Max. Average Power [dBm]			MPR Allowed Per 3GPP [dB]	MPR [dB]
				26715 Ch. 816.5 MHz	26865 Ch. 831.5 MHz	27015 Ch. 846.5 MHz		
5 MHz	QPSK	1	0	23.97	24.06	23.92	0	0
		1	12	24.07	24.10	24.00	0	0
		1	24	24.08	23.98	23.85	0	0
		12	0	23.14	23.09	22.98	0-1	1
		12	6	23.14	23.08	22.94	0-1	1
		12	11	23.15	23.11	22.93	0-1	1
		25	0	23.14	23.09	22.97	0-1	1
	16QAM	1	0	23.38	23.08	23.20	0-1	1
		1	12	23.24	23.05	22.93	0-1	1
		1	24	23.30	23.14	23.11	0-1	1
		12	0	22.11	22.08	21.97	0-2	2
		12	6	22.07	22.12	21.91	0-2	2
		12	11	22.12	22.10	21.93	0-2	2
		25	0	22.11	22.08	21.93	0-2	2
	64QAM	1	0	22.19	22.26	22.07	0-2	2
		1	12	22.24	22.17	22.16	0-2	2
		1	24	22.17	22.18	22.03	0-2	2
		12	0	21.11	21.12	20.96	0-3	3
		12	6	21.13	21.10	20.98	0-3	3
		12	11	21.12	21.10	20.94	0-3	3
		25	0	21.10	21.06	20.94	0-3	3
	256QAM	1	0	19.14	19.33	19.20	0-5	5
		1	12	19.25	19.32	19.25	0-5	5
		1	24	19.29	19.25	19.20	0-5	5
		12	0	19.05	19.10	19.00	0-5	5
		12	6	19.13	19.16	18.98	0-5	5
		12	11	19.11	19.13	18.96	0-5	5
25		0	19.15	19.14	18.97	0-5	5	

LTE FDD Band 26 _ 10 MHz Bandwidth Conducted Power

Bandwidth	Modulation	RB Size	RB Offset	Max. Average Power [dBm]			MPR Allowed Per 3GPP [dB]	MPR [dB]
				26740 Ch. 819 MHz	26865 Ch. 831.5 MHz	26990 Ch. 844 MHz		
10 MHz	QPSK	1	0	24.18	24.07	24.01	0	0
		1	24	24.05	24.02	23.90	0	0
		1	49	23.98	23.91	23.83	0	0
		25	0	23.15	23.11	23.06	0-1	1
		25	12	23.11	23.08	23.00	0-1	1
		25	24	23.10	23.08	23.01	0-1	1
		50	0	23.12	23.14	23.00	0-1	1
	16QAM	1	0	23.19	23.28	23.10	0-1	1
		1	24	23.18	23.08	23.02	0-1	1
		1	49	23.14	23.22	23.12	0-1	1
		25	0	22.12	22.15	22.02	0-2	2
		25	12	22.11	22.12	21.98	0-2	2
		25	24	22.06	22.03	21.94	0-2	2
		50	0	22.10	22.12	22.00	0-2	2
	64QAM	1	0	22.26	22.39	22.09	0-2	2
		1	24	22.33	22.01	22.01	0-2	2
		1	49	22.26	22.14	21.95	0-2	2
		25	0	21.06	21.10	21.01	0-3	3
		25	12	21.08	21.08	20.94	0-3	3
		25	24	21.03	21.09	20.96	0-3	3
		50	0	21.08	21.11	21.01	0-3	3
	256QAM	1	0	19.35	19.49	19.35	0-5	5
		1	24	19.36	19.28	19.27	0-5	5
		1	49	19.35	19.35	19.15	0-5	5
		25	0	19.11	19.12	19.01	0-5	5
		25	12	19.11	19.09	19.00	0-5	5
		25	24	19.09	19.12	18.99	0-5	5
		50	0	19.13	19.15	19.05	0-5	5

LTE FDD Band 26 _ 15 MHz Bandwidth Conducted Power

Bandwidth	Modulation	RB Size	RB Offset	Max. Average Power [dBm]		MPR Allowed Per 3GPP [dB]	MPR [dB]
				26865 Ch. 831.5 MHz			
15 MHz	QPSK	1	0	24.14	0	0	
		1	36	24.06	0	0	
		1	74	24.00	0	0	
		36	0	23.14	0-1	1	
		36	18	23.11	0-1	1	
		36	39	23.08	0-1	1	
		75	0	23.10	0-1	1	
	16QAM	1	0	23.20	0-1	1	
		1	36	23.07	0-1	1	
		1	74	23.14	0-1	1	
		36	0	22.13	0-2	2	
		36	18	22.03	0-2	2	
		36	39	22.05	0-2	2	
		75	0	22.06	0-2	2	
	64QAM	1	0	22.33	0-2	2	
		1	36	22.21	0-2	2	
		1	74	22.19	0-2	2	
		36	0	21.13	0-3	3	
		36	18	21.07	0-3	3	
		36	39	21.08	0-3	3	
		75	0	21.08	0-3	3	
	256QAM	1	0	19.44	0-5	5	
		1	36	19.28	0-5	5	
		1	74	19.25	0-5	5	
		36	0	19.14	0-5	5	
		36	18	19.12	0-5	5	
		36	39	19.13	0-5	5	
		75	0	19.14	0-5	5	

[LTE FDD Band 26 Conducted Power _ Pmax _ Free(RSI 0), Hotspot(RSI 2) _ SUB1(Ant E)]

LTE FDD Band 26 _ 1.4 MHz Bandwidth Conducted Power

Bandwidth	Modulation	RB Size	RB Offset	Max. Average Power [dBm]			MPR Allowed Per 3GPP [dB]	MPR [dB]
				26697 Ch. 814.7 MHz	26865 Ch. 831.5 MHz	27033 Ch. 848.3 MHz		
1.4 MHz	QPSK	1	0	23.70	23.62	23.45	0	0
		1	3	23.60	23.52	23.37	0	0
		1	5	23.68	23.59	23.47	0	0
		3	0	23.67	23.61	23.45	0	0
		3	1	23.59	23.63	23.40	0	0
		3	3	23.64	23.59	23.41	0	0
		6	0	22.18	22.15	22.03	0-1	1
	16QAM	1	0	22.41	22.31	22.19	0-1	1
		1	3	22.29	22.18	22.15	0-1	1
		1	5	22.24	22.34	22.14	0-1	1
		3	0	22.15	22.21	22.08	0-1	1
		3	1	22.19	22.21	22.07	0-1	1
		3	3	22.20	22.24	22.07	0-1	1
		6	0	21.19	21.19	20.97	0-2	2
	64QAM	1	0	21.31	21.31	21.06	0-2	2
		1	3	21.26	21.27	21.08	0-2	2
		1	5	21.27	21.27	21.08	0-2	2
		3	0	21.27	21.27	21.12	0-2	2
		3	1	21.22	21.18	21.02	0-2	2
		3	3	21.25	21.20	21.06	0-2	2
		6	0	20.19	20.15	20.00	0-3	3
	256QAM	1	0	18.84	18.83	18.64	0-5	5
		1	3	18.70	18.67	18.64	0-5	5
		1	5	18.77	18.93	18.61	0-5	5
		3	0	18.78	18.83	18.54	0-5	5
		3	1	18.76	18.77	18.64	0-5	5
		3	3	18.76	18.77	18.63	0-5	5
		6	0	18.73	18.76	18.54	0-5	5

LTE FDD Band 26 _ 3 MHz Bandwidth Conducted Power

Bandwidth	Modulation	RB Size	RB Offset	Max. Average Power [dBm]			MPR Allowed Per 3GPP [dB]	MPR [dB]
				26705 Ch. 815.5 MHz	26865 Ch. 831.5 MHz	27025 Ch. 847.5 MHz		
3 MHz	QPSK	1	0	23.68	23.68	23.62	0	0
		1	7	23.74	23.77	23.71	0	0
		1	14	23.69	23.61	23.49	0	0
		8	0	22.27	22.23	22.11	0-1	1
		8	3	22.26	22.27	22.18	0-1	1
		8	7	22.30	22.25	22.10	0-1	1
	16QAM	15	0	22.32	22.22	22.08	0-1	1
		1	0	22.43	22.32	22.23	0-1	1
		1	7	22.48	22.29	22.18	0-1	1
		1	14	22.43	22.24	22.19	0-1	1
		8	0	21.30	21.26	21.07	0-2	2
		8	3	21.38	21.34	21.10	0-2	2
	64QAM	8	7	21.31	21.19	21.08	0-2	2
		15	0	21.27	21.23	21.08	0-2	2
		1	0	21.47	21.44	21.16	0-2	2
		1	7	21.44	21.35	21.24	0-2	2
		1	14	21.39	21.30	21.29	0-2	2
		8	0	20.26	20.20	20.08	0-3	3
	256QAM	8	3	20.31	20.30	20.14	0-3	3
		8	7	20.28	20.25	20.13	0-3	3
		15	0	20.30	20.28	20.08	0-3	3
		1	0	18.87	18.89	18.81	0-5	5
		1	7	18.96	18.86	18.76	0-5	5
		1	14	18.84	18.82	18.70	0-5	5
	8	0	18.82	18.85	18.64	0-5	5	
	8	3	18.84	18.85	18.63	0-5	5	
	8	7	18.79	18.75	18.61	0-5	5	
	15	0	18.80	18.82	18.64	0-5	5	

LTE FDD Band 26 _ 5 Mhz Bandwidth Conducted Power

Bandwidth	Modulation	RB Size	RB Offset	Max. Average Power [dBm]			MPR Allowed Per 3GPP [dB]	MPR [dB]
				26715 Ch. 816.5 MHz	26865 Ch. 831.5 MHz	27015 Ch. 846.5 MHz		
5 Mhz	QPSK	1	0	23.72	23.67	23.54	0	0
		1	12	23.78	23.69	23.63	0	0
		1	24	23.65	23.67	23.52	0	0
		12	0	22.25	22.22	22.10	0-1	1
		12	6	22.22	22.18	22.10	0-1	1
		12	11	22.26	22.22	22.07	0-1	1
		25	0	22.24	22.26	22.15	0-1	1
	16QAM	1	0	22.42	22.44	22.41	0-1	1
		1	12	22.35	22.31	22.16	0-1	1
		1	24	22.28	22.30	22.13	0-1	1
		12	0	21.26	21.28	21.11	0-2	2
		12	6	21.24	21.23	21.11	0-2	2
		12	11	21.20	21.24	21.11	0-2	2
		25	0	21.21	21.21	21.07	0-2	2
	64QAM	1	0	21.39	21.49	21.25	0-2	2
		1	12	21.33	21.28	21.23	0-2	2
		1	24	21.31	21.38	21.16	0-2	2
		12	0	20.27	20.26	20.11	0-3	3
		12	6	20.25	20.23	20.09	0-3	3
		12	11	20.26	20.23	20.10	0-3	3
		25	0	20.21	20.26	20.12	0-3	3
	256QAM	1	0	18.94	18.83	18.80	0-5	5
		1	12	18.88	18.85	18.74	0-5	5
		1	24	18.97	18.91	18.70	0-5	5
		12	0	18.79	18.76	18.62	0-5	5
		12	6	18.78	18.77	18.67	0-5	5
		12	11	18.76	18.78	18.69	0-5	5
25		0	18.79	18.83	18.70	0-5	5	

LTE FDD Band 26 _ 10 MHz Bandwidth Conducted Power

Bandwidth	Modulation	RB Size	RB Offset	Max. Average Power [dBm]			MPR Allowed Per 3GPP [dB]	MPR [dB]
				26750 Ch. 820 MHz	26865 Ch. 831.5 MHz	26990 Ch. 844 MHz		
10 MHz	QPSK	1	0	23.97	23.79	23.69	0	0
		1	24	23.81	23.69	23.62	0	0
		1	49	23.68	23.58	23.51	0	0
		25	0	22.45	22.28	22.18	0-1	1
		25	12	22.35	22.26	22.14	0-1	1
		25	24	22.35	22.25	22.15	0-1	1
		50	0	22.34	22.29	22.17	0-1	1
	16QAM	1	0	22.48	22.48	22.30	0-1	1
		1	24	22.40	22.30	22.19	0-1	1
		1	49	22.50	22.19	22.20	0-1	1
		25	0	21.38	21.28	21.22	0-2	2
		25	12	21.32	21.22	21.14	0-2	2
		25	24	21.32	21.17	21.12	0-2	2
		50	0	21.31	21.20	21.14	0-2	2
	64QAM	1	0	21.41	21.37	21.34	0-2	2
		1	24	21.47	21.30	21.23	0-2	2
		1	49	21.34	21.30	21.29	0-2	2
		25	0	20.29	20.26	20.15	0-3	3
		25	12	20.32	20.22	20.13	0-3	3
		25	24	20.27	20.18	20.09	0-3	3
		50	0	20.36	20.30	20.20	0-3	3
	256QAM	1	0	19.03	19.00	18.92	0-5	5
		1	24	18.87	18.86	18.83	0-5	5
		1	49	18.93	18.87	18.77	0-5	5
		25	0	18.91	18.85	18.70	0-5	5
		25	12	18.86	18.79	18.71	0-5	5
		25	24	18.83	18.75	18.70	0-5	5
50		0	18.90	18.81	18.71	0-5	5	

LTE FDD Band 26 _ 15 MHz Bandwidth Conducted Power

Bandwidth	Modulation	RB Size	RB Offset	Max. Average Power [dBm]		MPR Allowed Per 3GPP [dB]	MPR [dB]
				26865 Ch. 831.5 MHz			
15 MHz	QPSK	1	0	24.17	0	0	
		1	36	23.80	0	0	
		1	74	23.65	0	0	
		36	0	22.32	0-1	1	
		36	18	22.30	0-1	1	
		36	39	22.23	0-1	1	
		75	0	22.28	0-1	1	
	16QAM	1	0	22.51	0-1	1	
		1	36	22.27	0-1	1	
		1	74	22.33	0-1	1	
		36	0	21.28	0-2	2	
		36	18	21.26	0-2	2	
		36	39	21.17	0-2	2	
		75	0	21.22	0-2	2	
	64QAM	1	0	21.49	0-2	2	
		1	36	21.50	0-2	2	
		1	74	21.26	0-2	2	
		36	0	20.28	0-3	3	
		36	18	20.24	0-3	3	
		36	39	20.20	0-3	3	
		75	0	20.23	0-3	3	
	256QAM	1	0	18.94	0-5	5	
		1	36	18.86	0-5	5	
		1	74	18.91	0-5	5	
		36	0	18.86	0-5	5	
		36	18	18.81	0-5	5	
		36	39	18.73	0-5	5	
		75	0	18.80	0-5	5	

[LTE TDD Band 41 Conducted Power (Power Class 3)_ Pmax, RCV (RSI 1)_ MAIN2(Ant B)]

LTE TDD Band 41 _ 5 MHz Bandwidth Conducted Power - Power Class 3

Band width	Modulation	RB Size	RB Offset	Max. Average Power [dBm]					MPR Allowed Per GPP [dB]	MPR [dB]
				39750 Ch. 2506.0 MHz	40185 Ch. 2549.5 MHz	40620 Ch. 2593.0 MHz	41055 Ch. 2636.5 MHz	41490 Ch. 2680.0 MHz		
5 MHz	QPSK	1	0	22.84	23.22	23.34	23.49	23.30	0	0
		1	12	22.84	23.32	23.50	23.56	23.44	0	0
		1	24	22.78	23.18	23.34	23.54	23.37	0	0
		12	0	21.00	21.20	21.35	21.56	21.37	0-1	1
		12	6	21.00	21.22	21.37	21.57	21.37	0-1	1
		12	11	21.03	21.18	21.35	21.57	21.39	0-1	1
		25	0	20.98	21.19	21.37	21.55	21.36	0-1	1
	16QAM	1	0	20.90	20.99	21.12	21.43	21.38	0-1	1
		1	12	20.84	20.85	21.03	21.31	21.28	0-1	1
		1	24	20.86	20.89	21.07	21.33	21.37	0-1	1
		12	0	20.30	20.63	20.81	20.99	20.82	0-2	2
		12	6	20.29	20.67	20.81	20.97	20.83	0-2	2
		12	11	20.28	20.67	20.82	20.98	20.81	0-2	2
		25	0	20.32	20.69	20.85	21.05	20.83	0-2	2
	64QAM	1	0	20.34	20.93	21.09	21.23	21.03	0-2	2
		1	12	20.48	21.12	21.24	21.32	21.18	0-2	2
		1	24	20.33	20.87	21.08	21.21	21.01	0-2	2
		12	0	19.85	20.22	20.36	20.53	20.38	0-3	3
		12	6	19.84	20.21	20.32	20.51	20.34	0-3	3
		12	11	19.85	20.20	20.34	20.48	20.34	0-3	3
		25	0	19.81	20.21	20.35	20.55	20.35	0-3	3
	256QAM	1	0	17.43	17.86	17.94	18.01	17.80	0-5	5
		1	12	17.58	17.86	18.04	18.07	17.77	0-5	5
		1	24	17.44	17.84	17.96	18.02	17.74	0-5	5
		12	0	17.87	18.27	18.37	18.54	18.36	0-5	5
12		6	17.88	18.23	18.34	18.50	18.31	0-5	5	
12		11	17.87	18.17	18.31	18.51	18.31	0-5	5	
25		0	17.93	18.24	18.40	18.56	18.34	0-5	5	

LTE TDD Band 41 _ 10 MHz Bandwidth Conducted Power - Power Class 3

Band width	Modulation	RB Size	RB Offset	Max. Average Power [dBm]					MPR Allowed Per 3GPP [dB]	MPR [dB]	
				39750 Ch. 2506.0 MHz	40185 Ch. 2549.5 MHz	40620 Ch. 2593.0 MHz	41055 Ch. 2636.5 MHz	41490 Ch. 2680.0 MHz			
10 MHz	QPSK	1	0	22.89	23.30	23.44	23.59	23.38	0	0	
		1	24	23.04	23.43	23.58	23.72	23.52	0	0	
		1	49	22.80	23.15	23.31	23.50	23.32	0	0	
		25	0	21.05	21.26	21.41	21.60	21.38	0-1	1	
		25	12	21.02	21.22	21.40	21.58	21.35	0-1	1	
		25	24	21.02	21.21	21.37	21.56	21.36	0-1	1	
	16QAM	1	0	20.95	21.10	21.34	21.42	21.22	0-1	1	
		1	24	20.90	21.00	21.15	21.36	21.21	0-1	1	
		1	49	21.05	21.07	21.22	21.35	21.26	0-1	1	
		25	0	20.39	20.74	20.94	21.06	20.85	0-2	2	
		25	12	20.40	20.72	20.93	21.02	20.83	0-2	2	
		25	24	20.38	20.70	20.89	21.02	20.83	0-2	2	
	64QAM	1	0	20.37	20.73	20.92	21.08	20.89	0-2	2	
		1	24	20.51	21.06	21.16	21.21	21.05	0-2	2	
		1	49	20.37	20.97	21.04	21.17	21.02	0-2	2	
		25	0	19.87	20.28	20.40	20.57	20.37	0-3	3	
		25	12	19.83	20.28	20.37	20.57	20.37	0-3	3	
		25	24	19.88	20.25	20.36	20.54	20.36	0-3	3	
	256QAM	1	0	17.39	17.79	17.89	18.06	17.87	0-5	5	
		1	24	17.39	17.76	17.88	18.03	17.87	0-5	5	
		1	49	17.34	17.70	17.82	18.03	17.84	0-5	5	
		25	0	17.94	18.30	18.45	18.61	18.40	0-5	5	
		25	12	17.89	18.27	18.42	18.60	18.37	0-5	5	
		25	24	17.91	18.25	18.41	18.57	18.36	0-5	5	
			50	0	17.93	18.28	18.43	18.61	18.40	0-5	5

LTE TDD Band 41 _ 15 Mhz Bandwidth Conducted Power - Power Class 3

Band width	Modulation	RB Size	RB Offset	Max. Average Power [dBm]					MPR Allowed Per 3GPP [dB]	MPR [dB]
				39750 Ch. 2506.0 MHz	40185 Ch. 2549.5 MHz	40620 Ch. 2593.0 MHz	41055 Ch. 2636.5 MHz	41490 Ch. 2680.0 MHz		
15 Mhz	QPSK	1	0	22.72	23.23	23.37	23.57	23.36	0	0
		1	36	22.94	23.23	23.46	23.59	23.47	0	0
		1	74	22.72	23.14	23.31	23.55	23.37	0	0
		36	0	21.14	21.22	21.37	21.63	21.41	0-1	1
		36	18	21.15	21.19	21.34	21.62	21.40	0-1	1
		36	39	21.12	21.15	21.37	21.59	21.38	0-1	1
		75	0	21.14	21.15	21.38	21.60	21.35	0-1	1
	16QAM	1	0	21.06	21.16	21.35	21.54	21.35	0-1	1
		1	36	20.93	20.89	21.05	21.49	21.20	0-1	1
		1	74	21.06	21.05	21.19	21.46	21.26	0-1	1
		36	0	20.28	20.67	20.87	21.08	20.88	0-2	2
		36	18	20.25	20.63	20.86	21.05	20.88	0-2	2
		36	39	20.24	20.65	20.83	21.04	20.86	0-2	2
		75	0	20.27	20.70	20.89	21.07	20.85	0-2	2
	64QAM	1	0	20.36	20.91	21.09	21.35	20.93	0-2	2
		1	36	20.52	21.06	21.18	21.34	20.94	0-2	2
		1	74	20.29	20.83	21.04	21.28	20.94	0-2	2
		36	0	19.81	20.22	20.40	20.60	20.38	0-3	3
		36	18	19.83	20.20	20.38	20.58	20.37	0-3	3
		36	39	19.82	20.16	20.36	20.55	20.37	0-3	3
		75	0	19.84	20.20	20.38	20.59	20.39	0-3	3
	256QAM	1	0	17.50	17.84	17.89	18.02	17.76	0-5	5
		1	36	17.42	17.62	17.94	18.03	17.76	0-5	5
		1	74	17.40	17.64	17.81	18.00	17.72	0-5	5
		36	0	17.88	18.25	18.40	18.59	18.40	0-5	5
		36	18	17.85	18.20	18.37	18.54	18.35	0-5	5
		36	39	17.89	18.19	18.34	18.53	18.36	0-5	5
		75	0	17.86	18.16	18.36	18.53	18.34	0-5	5

LTE TDD Band 41 _ 20 MHz Bandwidth Conducted Power - Power Class 3

Band width	Modulation	RB Size	RB Offset	Max. Average Power [dBm]					MPR Allowed Per 3GPP [dB]	MPR [dB]
				39750 Ch. 2506.0 MHz	40185 Ch. 2549.5 MHz	40620 Ch. 2593.0 MHz	41055 Ch. 2636.5 MHz	41490 Ch. 2680.0 MHz		
20 MHz	QPSK	1	0	22.89	23.28	23.43	23.65	23.42	0	0
		1	49	23.02	23.36	23.53	23.74	23.54	0	0
		1	99	22.79	23.11	23.31	23.51	23.33	0	0
		50	0	21.09	21.24	21.44	21.66	21.44	0-1	1
		50	25	21.05	21.21	21.40	21.61	21.40	0-1	1
		50	49	21.04	21.19	21.38	21.59	21.40	0-1	1
	16QAM	100	0	21.03	21.22	21.39	21.61	21.40	0-1	1
		1	0	21.06	21.19	21.37	21.54	21.36	0-1	1
		1	49	21.16	21.07	21.27	21.35	21.15	0-1	1
		1	99	21.17	21.05	21.28	21.44	21.30	0-1	1
		50	0	20.40	20.75	20.92	21.13	20.93	0-2	2
		50	25	20.38	20.70	20.89	21.08	20.91	0-2	2
	64QAM	50	49	20.36	20.68	20.86	21.08	20.90	0-2	2
		100	0	20.40	20.75	20.90	21.12	20.93	0-2	2
		1	0	20.51	20.82	21.00	21.17	21.00	0-2	2
		1	49	20.53	20.80	20.82	21.17	20.98	0-2	2
		1	99	20.45	20.70	20.91	21.06	20.93	0-2	2
		50	0	19.94	20.28	20.44	20.66	20.45	0-3	3
	256QAM	50	25	19.90	20.24	20.40	20.62	20.42	0-3	3
		50	49	19.89	20.21	20.39	20.59	20.39	0-3	3
		100	0	19.87	20.19	20.37	20.59	20.38	0-3	3
		1	0	17.50	17.83	17.89	18.05	17.87	0-5	5
		1	49	17.49	17.77	17.81	18.00	17.81	0-5	5
		1	99	17.46	17.65	17.78	17.96	17.72	0-5	5
	50	0	17.94	18.29	18.45	18.65	18.45	0-5	5	
	50	25	17.90	18.24	18.40	18.61	18.41	0-5	5	
	50	49	17.89	18.19	18.39	18.58	18.39	0-5	5	
	100	0	17.82	18.17	18.34	18.54	18.36	0-5	5	

Note; LTE Band 41 has 5 required test channels per FCC KDB 447498 D04v01.

[LTE TDD Band 41 Conducted Power (Power Class 2) _ Pmax, RCV (RSI 1)] _ MAIN2(Ant B)]

LTE TDD Band 41 _ 5 MHz Bandwidth Conducted Power - Power Class 2

Band width	Modulation	RB Size	RB Offset	Max. Average Power [dBm]					MPR Allowed Per GPP [dB]	MPR [dB]
				39750 Ch. 2506.0 MHz	40185 Ch. 2549.5 MHz	40620 Ch. 2593.0 MHz	41055 Ch. 2636.5 MHz	41490 Ch. 2680.0 MHz		
5 MHz	QPSK	1	0	24.65	25.06	25.19	25.36	25.19	0	0
		1	12	24.82	25.06	25.25	25.48	25.23	0	0
		1	24	24.62	24.99	25.14	25.35	25.18	0	0
		12	0	23.63	24.00	24.18	24.39	24.23	0-1	1
		12	6	23.63	24.02	24.18	24.40	24.23	0-1	1
		12	11	23.63	24.02	24.17	24.44	24.23	0-1	1
		25	0	23.59	23.99	24.16	24.40	24.17	0-1	1
	16QAM	1	0	23.65	24.13	24.33	24.43	24.35	0-1	1
		1	12	23.74	24.34	24.23	24.32	24.36	0-1	1
		1	24	23.60	24.11	24.03	24.42	24.27	0-1	1
		12	0	23.17	23.56	23.70	23.84	23.66	0-2	2
		12	6	23.15	23.57	23.70	23.84	23.70	0-2	2
		12	11	23.12	23.56	23.67	23.83	23.67	0-2	2
		25	0	23.09	23.50	23.61	23.92	23.71	0-2	2
	64QAM	1	0	23.39	23.97	24.12	23.93	23.90	0-2	2
		1	12	23.01	23.82	23.89	23.85	23.56	0-2	2
		1	24	23.41	23.95	24.06	23.94	23.92	0-2	2
		12	0	22.61	23.07	23.15	23.46	23.24	0-3	3
		12	6	22.55	23.07	23.09	23.47	23.20	0-3	3
		12	11	22.63	23.04	23.16	23.44	23.21	0-3	3
		25	0	22.61	23.03	23.18	23.42	23.23	0-3	3
	256QAM	1	0	20.66	20.98	21.05	21.18	20.95	0-5	5
		1	12	20.35	20.58	20.73	20.93	20.61	0-5	5
		1	24	20.64	20.93	21.01	21.18	20.95	0-5	5
		12	0	20.69	21.14	21.21	21.45	21.25	0-5	5
12		6	20.71	21.16	21.26	21.46	21.28	0-5	5	
12		11	20.70	21.11	21.25	21.44	21.30	0-5	5	
25		0	20.67	21.11	21.21	21.47	21.29	0-5	5	

LTE TDD Band 41 _ 10 MHz Bandwidth Conducted Power - Power Class 2

Band width	Modulation	RB Size	RB Offset	Max. Average Power [dBm]					MPR Allowed Per 3GPP [dB]	MPR [dB]
				39750 Ch. 2506.0 MHz	40185 Ch. 2549.5 MHz	40620 Ch. 2593.0 MHz	41055 Ch. 2636.5 MHz	41490 Ch. 2680.0 MHz		
10 MHz	QPSK	1	0	24.65	25.03	25.17	25.46	25.24	0	0
		1	24	24.61	24.97	25.15	25.40	25.20	0	0
		1	49	24.59	24.93	25.09	25.41	25.18	0	0
		25	0	23.62	23.98	24.13	24.49	24.26	0-1	1
		25	12	23.59	23.96	24.09	24.46	24.19	0-1	1
		25	24	23.56	23.93	24.10	24.46	24.18	0-1	1
	16QAM	1	0	23.62	24.45	24.30	24.70	24.43	0-1	1
		1	24	23.87	24.65	24.56	24.88	24.66	0-1	1
		1	49	23.55	24.33	24.26	24.60	24.34	0-1	1
		25	0	23.07	23.42	23.64	23.97	23.72	0-2	2
		25	12	23.08	23.43	23.64	23.97	23.69	0-2	2
		25	24	23.09	23.41	23.64	23.94	23.69	0-2	2
	64QAM	1	0	23.13	23.52	23.63	24.00	23.68	0-2	2
		1	24	23.27	23.62	23.62	24.14	23.91	0-2	2
		1	49	23.36	23.70	23.71	24.01	23.85	0-2	2
		1	49	23.23	23.52	23.56	24.03	23.78	0-2	2
		25	0	22.60	22.95	23.11	23.48	23.18	0-3	3
		25	12	22.59	22.95	23.11	23.45	23.18	0-3	3
	256QAM	25	24	22.59	22.91	23.10	23.43	23.18	0-3	3
		50	0	22.63	22.96	23.17	23.48	23.28	0-3	3
		1	0	20.62	21.16	20.99	21.24	21.00	0-5	5
		1	24	20.76	21.26	21.08	21.39	21.13	0-5	5
		1	49	20.60	21.06	20.92	21.19	20.97	0-5	5
		25	0	20.72	21.10	21.18	21.40	21.30	0-5	5
		25	12	20.71	21.07	21.16	21.45	21.28	0-5	5
		25	24	20.69	21.07	21.14	21.47	21.25	0-5	5
		50	0	20.67	21.07	21.17	21.45	21.27	0-5	5

LTE TDD Band 41 _ 15 Mhz Bandwidth Conducted Power - Power Class 2

Band width	Modulation	RB Size	RB Offset	Max. Average Power [dBm]					MPR Allowed Per 3GPP [dB]	MPR [dB]
				39750 Ch. 2506.0 Mhz	40185 Ch. 2549.5 Mhz	40620 Ch. 2593.0 Mhz	41055 Ch. 2636.5 Mhz	41490 Ch. 2680.0 Mhz		
15 Mhz	QPSK	1	0	24.61	25.09	25.22	25.47	25.28	0	0
		1	36	24.66	25.21	25.31	25.59	25.38	0	0
		1	74	24.63	24.98	25.16	25.43	25.20	0	0
		36	0	23.65	24.06	24.23	24.54	24.27	0-1	1
		36	18	23.63	24.02	24.20	24.49	24.26	0-1	1
		36	39	23.64	24.00	24.19	24.51	24.25	0-1	1
		75	0	23.65	24.03	24.20	24.53	24.27	0-1	1
	16QAM	1	0	23.92	23.98	24.13	24.49	24.37	0-1	1
		1	36	24.10	24.10	24.27	24.58	24.56	0-1	1
		1	74	23.93	23.87	24.07	24.43	24.28	0-1	1
		36	0	23.12	23.52	23.68	23.99	23.74	0-2	2
		36	18	23.09	23.50	23.65	23.94	23.72	0-2	2
		36	39	23.09	23.47	23.63	23.93	23.68	0-2	2
		75	0	23.15	23.56	23.67	23.97	23.76	0-2	2
	64QAM	1	0	23.54	23.88	23.95	23.98	23.86	0-2	2
		1	36	23.50	23.19	23.21	23.76	23.94	0-2	2
		1	74	23.56	23.82	23.90	23.91	23.58	0-2	2
		36	0	22.63	23.06	23.17	23.42	23.28	0-3	3
		36	18	22.66	23.01	23.14	23.48	23.28	0-3	3
		36	39	22.64	23.00	23.14	23.48	23.27	0-3	3
		75	0	22.65	23.02	23.16	23.49	23.28	0-3	3
	256QAM	1	0	20.54	20.97	20.82	21.23	21.11	0-5	5
		1	36	20.21	20.59	20.45	21.11	20.78	0-5	5
		1	74	20.50	20.87	20.75	21.16	21.08	0-5	5
		36	0	20.63	21.05	21.18	21.41	21.27	0-5	5
		36	18	20.61	21.03	21.15	21.40	21.24	0-5	5
		36	39	20.61	21.00	21.15	21.46	21.23	0-5	5
		75	0	20.60	21.02	21.14	21.47	21.26	0-5	5

LTE TDD Band 41 _ 20 MHz Bandwidth Conducted Power - Power Class 2

Band width	Modulation	RB Size	RB Offset	Max. Average Power [dBm]					MPR Allowed Per 3GPP [dB]	MPR [dB]
				39750 Ch. 2506.0 MHz	40185 Ch. 2549.5 MHz	40620 Ch. 2593.0 MHz	41055 Ch. 2636.5 MHz	41490 Ch. 2680.0 MHz		
20 MHz	QPSK	1	0	24.59	25.12	25.23	25.11	25.27	0	0
		1	49	24.44	25.00	25.14	25.50	25.17	0	0
		1	99	24.59	24.97	25.13	25.35	25.13	0	0
		50	0	23.61	24.09	24.24	24.46	24.28	0-1	1
		50	25	23.61	24.06	24.19	24.42	24.26	0-1	1
		50	49	23.59	24.03	24.18	24.41	24.24	0-1	1
	16QAM	100	0	23.62	24.07	24.22	24.46	24.30	0-1	1
		1	0	23.82	24.18	24.39	24.24	24.56	0-1	1
		1	49	23.65	24.40	24.55	24.40	24.70	0-1	1
		1	99	23.43	24.09	24.28	24.11	24.40	0-1	1
		50	0	23.12	23.59	23.74	23.97	23.78	0-2	2
		50	25	23.12	23.55	23.69	23.91	23.73	0-2	2
	64QAM	50	49	23.09	23.51	23.67	23.89	23.73	0-2	2
		100	0	23.15	23.58	23.74	23.97	23.81	0-2	2
		1	0	23.29	24.11	24.17	24.06	24.01	0-2	2
		1	49	23.36	24.09	24.18	24.04	23.97	0-2	2
		1	99	23.27	23.92	24.05	23.91	23.76	0-2	2
		50	0	22.64	23.08	23.20	23.41	23.27	0-3	3
	256QAM	50	25	22.65	23.06	23.18	23.48	23.22	0-3	3
		50	49	22.61	22.99	23.14	23.44	23.20	0-3	3
		100	0	22.63	23.03	23.18	23.43	23.26	0-3	3
		1	0	20.58	20.94	20.83	21.22	21.33	0-5	5
		1	49	20.71	20.96	20.90	21.25	21.33	0-5	5
		1	99	20.54	20.77	20.73	21.06	21.24	0-5	5
		50	0	20.66	21.13	21.23	21.41	21.33	0-5	5
		50	25	20.67	21.07	21.19	21.46	21.30	0-5	5
		50	49	20.67	21.06	21.18	21.45	21.28	0-5	5
		100	0	20.59	21.02	21.14	21.45	21.22	0-5	5

Note; LTE Band 41 has 5 required test channels per FCC KDB 447498 D04v01.

[LTE FDD Band 66 Conducted Power_ Pmax, RCV (RSI 1)_ MAIN1(Ant A)]

LTE FDD Band 66 _ 1.4 Mhz Bandwidth Conducted Power

Bandwidth	Modulation	RB Size	RB Offset	Max. Average Power [dBm]			MPR Allowed Per 3GPP [dB]	MPR [dB]
				131979Ch. 1710.7 Mhz	132322 Ch. 1745 Mhz	132665 Ch. 1779.3 Mhz		
1.4 Mhz	QPSK	1	0	22.96	22.72	22.64	0	0
		1	3	22.88	22.64	22.53	0	0
		1	5	22.94	22.81	22.66	0	0
		3	0	22.91	22.76	22.59	0	0
		3	1	22.91	22.73	22.72	0	0
		3	3	22.87	22.69	22.64	0	0
	16QAM	6	0	21.97	21.78	21.68	0-1	1
		1	0	22.16	22.00	21.79	0-1	1
		1	3	22.09	21.79	21.78	0-1	1
		1	5	22.11	22.02	21.85	0-1	1
		3	0	22.05	21.79	21.69	0-1	1
		3	1	22.00	21.88	21.71	0-1	1
	64QAM	3	3	21.97	21.83	21.72	0-1	1
		6	0	20.97	20.82	20.76	0-2	2
		1	0	21.17	21.01	20.85	0-2	2
		1	3	20.98	20.90	20.64	0-2	2
		1	5	21.05	20.90	20.71	0-2	2
		3	0	21.08	20.94	20.72	0-2	2
	256QAM	3	1	21.02	20.92	20.86	0-2	2
		3	3	20.97	20.86	20.76	0-2	2
		6	0	19.94	19.80	19.70	0-3	3
		1	0	18.22	18.05	17.91	0-5	5
		1	3	18.11	17.97	17.85	0-5	5
		1	5	18.19	18.02	17.92	0-5	5
		3	0	18.21	17.93	17.91	0-5	5
		3	1	18.07	17.98	17.88	0-5	5
		3	3	18.13	17.90	17.86	0-5	5
		6	0	17.98	17.82	17.74	0-5	5

LTE FDD Band 66 _ 3 MHz Bandwidth Conducted Power

Bandwidth	Modulation	RB Size	RB Offset	Max. Average Power [dBm]			MPR Allowed Per 3GPP [dB]	MPR [dB]	
				131987 Ch. 1711.5 MHz	132322 Ch. 1745 MHz	132657 Ch. 1778.5 MHz			
3 MHz	QPSK	1	0	23.01	22.80	22.71	0	0	
		1	7	23.00	22.80	22.74	0	0	
		1	14	22.95	22.72	22.68	0	0	
		8	0	22.05	21.84	21.75	0-1	1	
		8	3	22.00	21.85	21.76	0-1	1	
		8	7	22.03	21.86	21.74	0-1	1	
	16QAM	15	0	22.00	21.86	21.79	0-1	1	
		1	0	22.10	21.94	21.84	0-1	1	
		1	7	21.86	21.66	21.50	0-1	1	
		1	14	22.22	21.96	21.80	0-1	1	
		8	0	21.09	20.87	20.83	0-2	2	
		8	3	21.05	20.93	20.80	0-2	2	
	64QAM	8	7	21.13	20.95	20.76	0-2	2	
		15	0	21.03	20.90	20.80	0-2	2	
		1	0	21.27	20.98	20.90	0-2	2	
		1	7	21.39	21.24	21.13	0-2	2	
		1	14	21.24	21.02	20.98	0-2	2	
		8	0	20.12	19.88	19.80	0-3	3	
	256QAM	8	3	20.13	19.87	19.83	0-3	3	
		8	7	20.05	19.97	19.79	0-3	3	
		15	0	20.08	19.94	19.81	0-3	3	
		1	0	18.26	17.90	17.94	0-5	5	
		1	7	18.19	18.14	18.12	0-5	5	
		1	14	18.19	18.00	17.97	0-5	5	
			8	0	18.13	17.92	17.83	0-5	5
			8	3	18.10	17.92	17.86	0-5	5
			8	7	18.11	17.90	17.89	0-5	5
		15	0	18.07	17.85	17.85	0-5	5	

LTE FDD Band 66 _ 5 MHz Bandwidth Conducted Power

Bandwidth	Modulation	RB Size	RB Offset	Max. Average Power [dBm]			MPR Allowed Per 3GPP [dB]	MPR [dB]
				131997 Ch. 1712.5 MHz	132322Ch. 1745 MHz	132647 Ch. 1777.5 MHz		
5 MHz	QPSK	1	0	23.04	22.78	22.79	0	0
		1	12	23.17	22.90	22.80	0	0
		1	24	23.15	22.88	22.77	0	0
		12	0	22.17	21.87	21.80	0-1	1
		12	6	22.18	21.88	21.83	0-1	1
		12	11	22.23	21.90	21.85	0-1	1
	16QAM	25	0	22.25	21.93	21.91	0-1	1
		1	0	22.32	22.16	21.87	0-1	1
		1	12	22.12	21.88	21.74	0-1	1
		1	24	22.33	22.06	21.90	0-1	1
		12	0	21.19	20.93	20.85	0-2	2
		12	6	21.18	20.92	20.86	0-2	2
	64QAM	12	11	21.16	20.94	20.84	0-2	2
		25	0	21.24	20.92	20.86	0-2	2
		1	0	21.34	21.07	20.99	0-2	2
		1	12	21.42	21.24	21.07	0-2	2
		1	24	21.19	21.13	20.91	0-2	2
		12	0	20.17	19.96	19.85	0-3	3
	256QAM	12	6	20.14	19.93	19.86	0-3	3
		12	11	20.15	19.94	19.82	0-3	3
		25	0	20.14	19.91	19.85	0-3	3
		1	0	18.22	18.00	17.87	0-5	5
		1	12	18.31	18.06	18.06	0-5	5
		1	24	18.22	18.09	17.93	0-5	5
		12	0	18.06	17.85	17.82	0-5	5
		12	6	18.05	17.84	17.83	0-5	5
		12	11	18.03	17.86	17.78	0-5	5
25		0	18.09	17.87	17.80	0-5	5	

LTE FDD Band 66 _ 10 MHz Bandwidth Conducted Power

Bandwidth	Modulation	RB Size	RB Offset	Max. Average Power [dBm]			MPR Allowed Per 3GPP [dB]	MPR [dB]
				132022 Ch. 1715 MHz	132322 Ch. 1745 MHz	132622 Ch. 1775 MHz		
10 MHz	QPSK	1	0	23.12	22.88	22.77	0	0
		1	24	23.14	22.95	22.86	0	0
		1	49	23.03	22.78	22.70	0	0
		25	0	22.05	21.91	21.80	0-1	1
		25	12	22.09	21.89	21.80	0-1	1
		25	24	22.11	21.90	21.79	0-1	1
	16QAM	50	0	22.09	21.90	21.88	0-1	1
		1	0	22.21	21.96	21.99	0-1	1
		1	24	21.92	22.00	21.78	0-1	1
		1	49	22.15	22.08	21.90	0-1	1
		25	0	21.03	20.89	20.81	0-2	2
		25	12	21.06	20.91	20.84	0-2	2
	64QAM	25	24	21.09	20.93	20.83	0-2	2
		50	0	21.03	20.93	20.85	0-2	2
		1	0	21.14	21.03	20.98	0-2	2
		1	24	21.20	21.08	20.90	0-2	2
		1	49	21.11	21.07	20.85	0-2	2
		25	0	20.02	19.88	19.80	0-3	3
	256QAM	25	12	20.00	19.91	19.81	0-3	3
		25	24	20.05	19.89	19.79	0-3	3
		50	0	20.10	19.98	19.90	0-3	3
		1	0	18.15	17.97	17.96	0-5	5
		1	24	18.11	18.01	17.85	0-5	5
		1	49	18.01	18.09	18.04	0-5	5
	25	0	18.02	17.92	17.81	0-5	5	
	25	12	18.06	17.90	17.84	0-5	5	
	25	24	18.01	17.94	17.83	0-5	5	
	50	0	18.03	17.88	17.77	0-5	5	

LTE FDD Band 66 _ 15 MHz Bandwidth Conducted Power

Bandwidth	Modulation	RB Size	RB Offset	Max. Average Power [dBm]			MPR Allowed Per 3GPP [dB]	MPR [dB]
				132047 Ch. 1717.5 MHz	132322 Ch. 1745 MHz	132597 Ch. 1772.5 MHz		
15 MHz	QPSK	1	0	22.90	22.78	22.66	0	0
		1	36	22.94	22.84	22.78	0	0
		1	74	22.91	22.89	22.74	0	0
		36	0	21.96	21.88	21.76	0-1	1
		36	18	21.95	21.86	21.79	0-1	1
		36	39	21.98	21.88	21.81	0-1	1
		75	0	21.92	21.87	21.77	0-1	1
	16QAM	1	0	22.15	22.00	21.98	0-1	1
		1	36	21.96	21.83	21.69	0-1	1
		1	74	22.19	22.02	21.96	0-1	1
		36	0	20.93	20.84	20.76	0-2	2
		36	18	20.91	20.85	20.75	0-2	2
		36	39	20.93	20.91	20.79	0-2	2
		75	0	20.95	20.90	20.78	0-2	2
	64QAM	1	0	21.20	21.10	20.92	0-2	2
		1	36	21.29	21.24	21.09	0-2	2
		1	74	21.21	21.12	20.99	0-2	2
		36	0	19.97	19.88	19.82	0-3	3
		36	18	19.99	19.88	19.82	0-3	3
		36	39	19.98	19.93	19.83	0-3	3
		75	0	20.00	19.88	19.76	0-3	3
	256QAM	1	0	18.16	18.08	17.89	0-5	5
		1	36	18.16	18.01	17.99	0-5	5
		1	74	18.13	18.08	17.93	0-5	5
36		0	18.01	17.92	17.83	0-5	5	
36		18	17.98	17.89	17.86	0-5	5	
36		39	17.98	17.95	17.86	0-5	5	
75		0	17.97	17.93	17.85	0-5	5	

LTE FDD Band 66 _ 20 Mhz Bandwidth Conducted Power

Bandwidth	Modulation	RB Size	RB Offset	Max. Average Power [dBm]			MPR Allowed Per 3GPP [dB]	MPR [dB]
				132072 Ch. 1720 MHz	132322 Ch. 1745 MHz	132572 Ch. 1770 MHz		
20 Mhz	QPSK	1	0	23.01	22.84	22.76	0	0
		1	49	23.02	22.93	22.85	0	0
		1	99	22.88	22.80	22.67	0	0
		50	0	21.99	21.91	21.82	0-1	1
		50	25	21.97	21.89	21.84	0-1	1
		50	49	21.98	21.89	21.84	0-1	1
	100	0	21.94	21.85	21.80	0-1	1	
	16QAM	1	0	22.09	22.07	22.01	0-1	1
		1	49	22.01	21.92	21.87	0-1	1
		1	99	22.12	22.18	21.85	0-1	1
		50	0	20.94	20.87	20.78	0-2	2
		50	25	20.98	20.90	20.79	0-2	2
		50	49	20.92	20.90	20.79	0-2	2
	64QAM	100	0	20.88	20.85	20.80	0-2	2
		1	0	21.13	21.07	20.95	0-2	2
		1	49	21.14	20.97	20.91	0-2	2
		1	99	21.15	21.11	20.97	0-2	2
		50	0	19.93	19.94	19.80	0-3	3
		50	25	19.98	19.92	19.89	0-3	3
	256QAM	50	49	20.00	19.96	19.86	0-3	3
		100	0	19.95	19.91	19.83	0-3	3
		1	0	18.15	18.13	18.01	0-5	5
		1	49	18.11	18.08	17.99	0-5	5
		1	99	18.08	18.04	17.96	0-5	5
50		0	17.97	17.90	17.84	0-5	5	
	50	25	17.92	17.89	17.84	0-5	5	
	50	49	17.94	17.91	17.84	0-5	5	
	100	0	17.94	17.93	17.86	0-5	5	

[LTE FDD Band 66 Conducted Power_ Pmax_ SUB2(Ant F)]

LTE FDD Band 66 _ 1.4 Mhz Bandwidth Conducted Power

Bandwidth	Modulation	RB Size	RB Offset	Max. Average Power [dBm]			MPR Allowed Per 3GPP [dB]	MPR [dB]
				131979Ch. 1710.7 MHz	132322 Ch. 1745 MHz	132665 Ch. 1779.3 MHz		
1.4 Mhz	QPSK	1	0	22.98	22.73	22.62	0	0
		1	3	22.86	22.64	22.54	0	0
		1	5	22.95	22.78	22.65	0	0
		3	0	22.96	22.67	22.62	0	0
		3	1	22.99	22.66	22.54	0	0
		3	3	22.95	22.72	22.56	0	0
	16QAM	6	0	21.99	21.75	21.70	0-1	1
		1	0	22.26	21.97	21.80	0-1	1
		1	3	22.07	21.88	21.76	0-1	1
		1	5	22.12	21.89	21.84	0-1	1
		3	0	22.07	21.84	21.71	0-1	1
		3	1	22.10	21.73	21.64	0-1	1
	64QAM	3	3	21.99	21.80	21.76	0-1	1
		6	0	21.05	20.84	20.68	0-2	2
		1	0	21.10	21.00	20.82	0-2	2
		1	3	21.08	20.88	20.71	0-2	2
		1	5	21.10	20.82	20.82	0-2	2
		3	0	21.09	20.89	20.79	0-2	2
	256QAM	3	1	20.98	20.76	20.73	0-2	2
		3	3	21.05	20.82	20.69	0-2	2
		6	0	20.06	19.85	19.73	0-3	3
		1	0	18.13	17.98	17.78	0-5	5
		1	3	18.03	17.78	17.64	0-5	5
		1	5	18.11	17.89	17.78	0-5	5
		3	0	18.16	17.90	17.80	0-5	5
		3	1	18.07	17.89	17.73	0-5	5
		3	3	18.04	17.83	17.73	0-5	5
		6	0	18.07	17.76	17.69	0-5	5

LTE FDD Band 66 _ 3 MHz Bandwidth Conducted Power

Bandwidth	Modulation	RB Size	RB Offset	Max. Average Power [dBm]			MPR Allowed Per 3GPP [dB]	MPR [dB]
				131987 Ch. 1711.5 MHz	132322 Ch. 1745 MHz	132657 Ch. 1778.5 MHz		
3 MHz	QPSK	1	0	23.14	22.86	22.68	0	0
		1	7	23.19	22.87	22.71	0	0
		1	14	22.98	22.77	22.58	0	0
		8	0	22.12	21.81	21.67	0-1	1
		8	3	22.06	21.80	21.66	0-1	1
		8	7	22.05	21.83	21.70	0-1	1
	16QAM	15	0	22.02	21.84	21.71	0-1	1
		1	0	22.17	21.98	21.85	0-1	1
		1	7	22.00	21.85	21.68	0-1	1
		1	14	22.12	21.99	21.86	0-1	1
		8	0	21.09	20.93	20.74	0-2	2
		8	3	21.03	20.86	20.76	0-2	2
	64QAM	8	7	21.13	20.91	20.76	0-2	2
		15	0	21.05	20.88	20.70	0-2	2
		1	0	21.25	20.98	20.83	0-2	2
		1	7	21.38	21.17	21.03	0-2	2
		1	14	21.17	20.93	20.75	0-2	2
		8	0	20.08	19.88	19.75	0-3	3
	256QAM	8	3	20.10	19.90	19.78	0-3	3
		8	7	20.13	19.90	19.82	0-3	3
		15	0	20.12	19.93	19.77	0-3	3
		1	0	18.29	18.01	17.75	0-5	5
		1	7	18.17	18.10	18.03	0-5	5
		1	14	18.21	17.99	17.76	0-5	5
		8	0	18.08	17.89	17.73	0-5	5
		8	3	18.13	17.88	17.74	0-5	5
		8	7	18.10	17.89	17.69	0-5	5
	15	0	18.08	17.86	17.73	0-5	5	

LTE FDD Band 66 _ 5 MHz Bandwidth Conducted Power

Bandwidth	Modulation	RB Size	RB Offset	Max. Average Power [dBm]			MPR Allowed Per 3GPP [dB]	MPR [dB]
				131997 Ch. 1712.5 MHz	132322Ch. 1745 MHz	132647 Ch. 1777.5 MHz		
5 MHz	QPSK	1	0	22.90	22.77	22.62	0	0
		1	12	23.01	22.85	22.70	0	0
		1	24	23.01	22.83	22.69	0	0
		12	0	22.03	21.83	21.69	0-1	1
		12	6	22.02	21.79	21.69	0-1	1
		12	11	21.97	21.82	21.72	0-1	1
	16QAM	25	0	21.97	21.80	21.67	0-1	1
		1	0	22.25	22.06	21.91	0-1	1
		1	12	22.14	21.66	21.65	0-1	1
		1	24	22.18	21.96	21.83	0-1	1
		12	0	21.05	20.85	20.75	0-2	2
		12	6	21.03	20.87	20.76	0-2	2
	64QAM	12	11	21.02	20.93	20.78	0-2	2
		25	0	20.99	20.80	20.72	0-2	2
		1	0	21.07	20.99	20.89	0-2	2
		1	12	21.32	21.19	21.04	0-2	2
		1	24	21.09	20.92	20.83	0-2	2
		12	0	20.12	19.91	19.78	0-3	3
	256QAM	12	6	20.10	19.94	19.76	0-3	3
		12	11	20.13	19.94	19.76	0-3	3
		25	0	20.10	19.91	19.73	0-3	3
		1	0	18.15	17.99	17.75	0-5	5
		1	12	18.27	17.98	17.84	0-5	5
		1	24	18.18	17.93	17.88	0-5	5
	12	0	18.06	17.87	17.68	0-5	5	
	12	6	18.05	17.86	17.71	0-5	5	
	12	11	17.99	17.82	17.66	0-5	5	
	25	0	18.08	17.85	17.77	0-5	5	

LTE FDD Band 66 _ 10 MHz Bandwidth Conducted Power

Bandwidth	Modulation	RB Size	RB Offset	Max. Average Power [dBm]			MPR Allowed Per 3GPP [dB]	MPR [dB]
				132022 Ch. 1715 MHz	132322 Ch. 1745 MHz	132622 Ch. 1775 MHz		
10 MHz	QPSK	1	0	22.97	22.83	22.63	0	0
		1	24	23.07	22.91	22.79	0	0
		1	49	22.94	22.77	22.62	0	0
		25	0	21.97	21.83	21.67	0-1	1
		25	12	21.91	21.79	21.67	0-1	1
		25	24	21.97	21.82	21.73	0-1	1
	50	0	21.94	21.84	21.68	0-1	1	
	16QAM	1	0	22.11	21.96	21.90	0-1	1
		1	24	22.03	21.73	21.77	0-1	1
		1	49	22.03	21.94	21.83	0-1	1
		25	0	20.95	20.84	20.66	0-2	2
		25	12	20.95	20.82	20.70	0-2	2
		25	24	21.00	20.87	20.72	0-2	2
	50	0	21.00	20.83	20.70	0-2	2	
	64QAM	1	0	21.26	21.07	20.86	0-2	2
		1	24	21.16	20.97	20.94	0-2	2
		1	49	21.19	21.05	20.89	0-2	2
		25	0	19.98	19.87	19.69	0-3	3
		25	12	20.03	19.90	19.72	0-3	3
		25	24	20.05	19.89	19.73	0-3	3
	50	0	20.04	19.91	19.74	0-3	3	
	256QAM	1	0	18.08	18.03	17.72	0-5	5
		1	24	17.95	17.97	17.71	0-5	5
		1	49	18.17	18.05	17.81	0-5	5
25		0	18.02	17.86	17.73	0-5	5	
25		12	18.02	17.89	17.74	0-5	5	
25		24	18.02	17.86	17.77	0-5	5	
50	0	17.98	17.84	17.72	0-5	5		

LTE FDD Band 66 _ 15 MHz Bandwidth Conducted Power

Bandwidth	Modulation	RB Size	RB Offset	Max. Average Power [dBm]			MPR Allowed Per 3GPP [dB]	MPR [dB]
				132047 Ch. 1717.5 MHz	132322 Ch. 1745 MHz	132597 Ch. 1772.5 MHz		
15 MHz	QPSK	1	0	22.90	22.79	22.60	0	0
		1	36	22.97	22.86	22.69	0	0
		1	74	22.90	22.80	22.70	0	0
		36	0	21.93	21.84	21.68	0-1	1
		36	18	21.91	21.79	21.66	0-1	1
		36	39	21.94	21.85	21.71	0-1	1
		75	0	21.90	21.87	21.68	0-1	1
	16QAM	1	0	22.10	22.04	21.85	0-1	1
		1	36	22.01	21.91	21.65	0-1	1
		1	74	22.12	22.13	21.86	0-1	1
		36	0	20.90	20.85	20.68	0-2	2
		36	18	20.92	20.84	20.66	0-2	2
		36	39	20.94	20.87	20.68	0-2	2
		75	0	20.90	20.82	20.68	0-2	2
	64QAM	1	0	21.05	20.98	20.79	0-2	2
		1	36	21.20	21.14	20.94	0-2	2
		1	74	21.10	21.00	20.93	0-2	2
		36	0	19.98	19.91	19.70	0-3	3
		36	18	19.99	19.92	19.76	0-3	3
		36	39	19.99	19.93	19.77	0-3	3
		75	0	20.01	19.89	19.73	0-3	3
	256QAM	1	0	18.10	17.99	17.85	0-5	5
		1	36	18.11	18.17	17.95	0-5	5
		1	74	18.18	17.92	17.86	0-5	5
36		0	18.00	17.89	17.70	0-5	5	
36		18	18.00	17.89	17.73	0-5	5	
36		39	17.97	17.91	17.71	0-5	5	
75		0	17.98	17.90	17.75	0-5	5	

LTE FDD Band 66 _ 20 MHz Bandwidth Conducted Power

Bandwidth	Modulation	RB Size	RB Offset	Max. Average Power [dBm]			MPR Allowed Per 3GPP [dB]	MPR [dB]
				132072 Ch. 1720 MHz	132322 Ch. 1745 MHz	132572 Ch. 1770 MHz		
20 MHz	QPSK	1	0	22.95	22.85	22.63	0	0
		1	49	23.02	22.95	22.76	0	0
		1	99	22.86	22.79	22.67	0	0
		50	0	21.91	21.84	21.66	0-1	1
		50	25	21.89	21.82	21.64	0-1	1
		50	49	21.87	21.82	21.68	0-1	1
	100	0	21.82	21.80	21.69	0-1	1	
	16QAM	1	0	21.94	21.97	21.85	0-1	1
		1	49	21.87	21.88	21.79	0-1	1
		1	99	22.15	21.98	21.88	0-1	1
		50	0	20.84	20.88	20.68	0-2	2
		50	25	20.83	20.85	20.68	0-2	2
		50	49	20.86	20.85	20.70	0-2	2
	100	0	20.89	20.86	20.69	0-2	2	
	64QAM	1	0	21.04	21.21	20.82	0-2	2
		1	49	21.09	20.94	20.96	0-2	2
		1	99	21.11	21.03	20.81	0-2	2
		50	0	19.89	19.92	19.71	0-3	3
		50	25	19.92	19.93	19.72	0-3	3
		50	49	19.96	19.90	19.72	0-3	3
	100	0	19.90	19.93	19.74	0-3	3	
	256QAM	1	0	17.97	18.08	17.75	0-5	5
		1	49	17.99	17.99	17.84	0-5	5
		1	99	17.95	17.87	17.96	0-5	5
50		0	17.92	17.90	17.66	0-5	5	
50		25	17.89	17.83	17.71	0-5	5	
50		49	17.93	17.86	17.72	0-5	5	
100	0	17.90	17.88	17.77	0-5	5		

11.3.2 LTE Reduced Conducted Power

[LTE FDD Band 2 Conducted Power_ Free(RSI 0), Hotspot(RSI 2) _ MAIN1(Ant A)]

LTE FDD Band 2 _ 1.4 MHz Bandwidth Conducted Power

Bandwidth	Modulation	RB Size	RB Offset	Reduced Power [dBm]			MPR Allowed Per 3GPP [dB]	MPR [dB]
				18607 Ch. 1850.7 MHz	18900 Ch. 1880 MHz	19193 Ch. 1909.3 MHz		
1.4 MHz	QPSK	1	0	17.24	17.28	17.31	0	0
		1	3	17.20	17.21	17.24	0	0
		1	5	17.27	17.30	17.34	0	0
		3	0	17.27	17.35	17.32	0	0
		3	1	17.12	17.13	17.20	0	0
		3	3	17.22	17.27	17.30	0	0
	16QAM	6	0	17.32	17.26	17.43	0-1	0
		1	0	17.40	17.45	17.51	0-1	0
		1	3	17.33	17.35	17.40	0-1	0
		1	5	17.55	17.49	17.56	0-1	0
		3	0	17.28	17.45	17.44	0-1	0
		3	1	17.37	17.37	17.41	0-1	0
	64QAM	3	3	17.29	17.34	17.33	0-1	0
		6	0	17.26	17.37	17.38	0-2	0
		1	0	17.35	17.45	17.36	0-2	0
		1	3	17.31	17.28	17.31	0-2	0
		1	5	17.34	17.41	17.39	0-2	0
		3	0	17.24	17.40	17.37	0-2	0
	256QAM	3	1	17.36	17.40	17.37	0-2	0
		3	3	17.25	17.33	17.35	0-2	0
		6	0	17.29	17.29	17.38	0-3	0
		1	0	17.28	17.35	17.46	0-5	0
		1	3	17.25	17.30	17.31	0-5	0
		1	5	17.30	17.34	17.38	0-5	0
	256QAM	3	0	17.34	17.41	17.44	0-5	0
		3	1	17.31	17.35	17.46	0-5	0
		3	3	17.32	17.44	17.42	0-5	0
		6	0	17.27	17.33	17.42	0-5	0

LTE FDD Band 2 _ 3 MHz Bandwidth Conducted Power

Bandwidth	Modulation	RB Size	RB Offset	Reduced Power [dBm]			MPR Allowed Per 3GPP [dB]	MPR [dB]
				18615 Ch. 1851.5 MHz	18900 Ch. 1880 MHz	19185 Ch. 1908.5 MHz		
3 MHz	QPSK	1	0	17.28	17.36	17.36	0	0
		1	7	17.38	17.42	17.43	0	0
		1	14	17.20	17.61	17.30	0	0
		8	0	17.33	17.43	17.39	0-1	0
		8	3	17.36	17.34	17.37	0-1	0
		8	7	17.32	17.37	17.44	0-1	0
		15	0	17.34	17.44	17.44	0-1	0
	16QAM	1	0	17.42	17.55	17.64	0-1	0
		1	7	17.20	17.41	17.51	0-1	0
		1	14	17.38	17.48	17.49	0-1	0
		8	0	17.34	17.39	17.48	0-2	0
		8	3	17.36	17.44	17.48	0-2	0
		8	7	17.30	17.41	17.43	0-2	0
		15	0	17.38	17.38	17.38	0-2	0
	64QAM	1	0	17.39	17.34	17.50	0-2	0
		1	7	17.44	17.55	17.55	0-2	0
		1	14	17.38	17.33	17.31	0-2	0
		8	0	17.24	17.39	17.37	0-3	0
		8	3	17.28	17.40	17.41	0-3	0
		8	7	17.30	17.36	17.37	0-3	0
		15	0	17.31	17.35	17.39	0-3	0
	256QAM	1	0	17.37	17.48	17.49	0-5	0
		1	7	17.34	17.42	17.48	0-5	0
		1	14	17.43	17.41	17.44	0-5	0
8		0	17.33	17.36	17.42	0-5	0	
8		3	17.35	17.40	17.46	0-5	0	
8		7	17.28	17.31	17.41	0-5	0	
15		0	17.32	17.37	17.42	0-5	0	

LTE FDD Band 2 _ 5 MHz Bandwidth Conducted Power

Bandwidth	Modulation	RB Size	RB Offset	Reduced Power [dBm]			MPR Allowed Per 3GPP [dB]	MPR [dB]
				18625 Ch. 1852.5 MHz	18900 Ch. 1880 MHz	19175 Ch. 1907.5 MHz		
5 MHz	QPSK	1	0	17.21	17.33	17.35	0	0
		1	12	17.35	17.43	17.45	0	0
		1	24	17.26	17.31	17.36	0	0
		12	0	17.30	17.34	17.41	0-1	0
		12	6	17.28	17.33	17.41	0-1	0
		12	11	17.32	17.42	17.46	0-1	0
		25	0	17.39	17.43	17.50	0-1	0
	16QAM	1	0	17.41	17.56	17.54	0-1	0
		1	12	17.21	17.27	17.17	0-1	0
		1	24	17.34	17.51	17.51	0-1	0
		12	0	17.31	17.39	17.45	0-2	0
		12	6	17.31	17.40	17.40	0-2	0
		12	11	17.36	17.40	17.41	0-2	0
		25	0	17.36	17.40	17.43	0-2	0
	64QAM	1	0	17.39	17.43	17.53	0-2	0
		1	12	17.55	17.58	17.65	0-2	0
		1	24	17.33	17.40	17.53	0-2	0
		12	0	17.25	17.35	17.37	0-3	0
		12	6	17.30	17.41	17.35	0-3	0
		12	11	17.26	17.38	17.36	0-3	0
		25	0	17.31	17.38	17.43	0-3	0
	256QAM	1	0	17.33	17.43	17.40	0-5	0
		1	12	17.45	17.35	17.47	0-5	0
		1	24	17.43	17.47	17.44	0-5	0
		12	0	17.34	17.37	17.44	0-5	0
		12	6	17.33	17.37	17.43	0-5	0
		12	11	17.29	17.34	17.39	0-5	0
		25	0	17.31	17.40	17.41	0-5	0

LTE FDD Band 2 _ 10 MHz Bandwidth Conducted Power

Bandwidth	Modulation	RB Size	RB Offset	Reduced Power [dBm]			MPR Allowed Per 3GPP [dB]	MPR [dB]
				18650 Ch. 1855 MHz	18900 Ch. 1880 MHz	19150 Ch. 1905 MHz		
10 MHz	QPSK	1	0	17.33	17.38	17.41	0	0
		1	24	17.34	17.37	17.49	0	0
		1	49	17.24	17.28	17.32	0	0
		25	0	17.37	17.44	17.48	0-1	0
		25	12	17.39	17.44	17.48	0-1	0
		25	24	17.35	17.45	17.50	0-1	0
	16QAM	50	0	17.40	17.46	17.56	0-1	0
		1	0	17.40	17.54	17.56	0-1	0
		1	24	17.29	17.47	17.43	0-1	0
		1	49	17.45	17.51	17.45	0-1	0
		25	0	17.37	17.46	17.52	0-2	0
		25	12	17.31	17.40	17.45	0-2	0
	64QAM	25	24	17.34	17.41	17.43	0-2	0
		50	0	17.41	17.45	17.50	0-2	0
		1	0	17.41	17.51	17.57	0-2	0
		1	24	17.46	17.55	17.60	0-2	0
		1	49	17.52	17.49	17.56	0-2	0
		25	0	17.34	17.38	17.38	0-3	0
	256QAM	25	12	17.33	17.36	17.43	0-3	0
		25	24	17.30	17.32	17.40	0-3	0
		50	0	17.39	17.45	17.45	0-3	0
		1	0	17.45	17.53	17.44	0-5	0
		1	24	17.33	17.47	17.52	0-5	0
		1	49	17.21	17.42	17.47	0-5	0
		25	0	17.33	17.40	17.44	0-5	0
		25	12	17.34	17.41	17.41	0-5	0
		25	24	17.34	17.41	17.45	0-5	0
		50	0	17.33	17.34	17.43	0-5	0

LTE FDD Band 2 _ 15 MHz Bandwidth Conducted Power

Bandwidth	Modulation	RB Size	RB Offset	Reduced Power [dBm]			MPR Allowed Per 3GPP [dB]	MPR [dB]
				18675 Ch. 1857.5 MHz	18900 Ch. 1880 MHz	19125 Ch. 1902.5 MHz		
15 MHz	QPSK	1	0	17.24	17.38	17.39	0	0
		1	36	17.35	17.52	17.52	0	0
		1	74	17.28	17.34	17.37	0	0
		36	0	17.34	17.46	17.47	0-1	0
		36	18	17.31	17.46	17.44	0-1	0
		36	39	17.32	17.42	17.44	0-1	0
		75	0	17.38	17.45	17.46	0-1	0
	16QAM	1	0	17.37	17.61	17.51	0-1	0
		1	36	16.95	17.44	17.52	0-1	0
		1	74	17.35	17.46	17.54	0-1	0
		36	0	17.32	17.40	17.42	0-2	0
		36	18	17.28	17.41	17.41	0-2	0
		36	39	17.30	17.36	17.37	0-2	0
		75	0	17.34	17.41	17.39	0-2	0
	64QAM	1	0	17.54	17.57	17.49	0-2	0
		1	36	17.50	17.49	17.61	0-2	0
		1	74	17.38	17.43	17.48	0-2	0
		36	0	17.32	17.42	17.46	0-3	0
		36	18	17.31	17.39	17.44	0-3	0
		36	39	17.31	17.35	17.37	0-3	0
		75	0	17.28	17.39	17.39	0-3	0
	256QAM	1	0	17.50	17.63	17.49	0-5	0
		1	36	17.45	17.49	17.60	0-5	0
		1	74	17.33	17.45	17.49	0-5	0
36		0	17.38	17.48	17.45	0-5	0	
36		18	17.35	17.39	17.42	0-5	0	
36		39	17.35	17.44	17.43	0-5	0	
75		0	17.36	17.42	17.46	0-5	0	

LTE FDD Band 2 _ 20 MHz Bandwidth Conducted Power

Bandwidth	Modulation	RB Size	RB Offset	Reduced Power [dBm]			MPR Allowed Per 3GPP [dB]	MPR [dB]
				18700 Ch. 1860 MHz	18900 Ch. 1880 MHz	19100 Ch. 1900 MHz		
20 MHz	QPSK	1	0	17.33	17.40	17.46	0	0
		1	49	17.33	17.39	17.47	0	0
		1	99	17.25	17.36	17.32	0	0
		50	0	17.45	17.52	17.53	0-1	0
		50	25	17.43	17.49	17.50	0-1	0
		50	49	17.37	17.49	17.49	0-1	0
	100	0	17.41	17.50	17.50	0-1	0	
	16QAM	1	0	17.66	17.63	17.65	0-1	0
		1	49	17.28	17.35	17.43	0-1	0
		1	99	17.49	17.52	17.49	0-1	0
		50	0	17.46	17.48	17.50	0-2	0
		50	25	17.42	17.48	17.49	0-2	0
		50	49	17.39	17.46	17.48	0-2	0
	100	0	17.37	17.44	17.42	0-2	0	
	64QAM	1	0	17.53	17.69	17.49	0-2	0
		1	49	17.53	17.52	17.55	0-2	0
		1	99	17.47	17.41	17.53	0-2	0
		50	0	17.39	17.51	17.51	0-3	0
		50	25	17.40	17.45	17.49	0-3	0
		50	49	17.41	17.44	17.45	0-3	0
	100	0	17.36	17.43	17.46	0-3	0	
	256QAM	1	0	17.49	17.60	17.58	0-5	0
		1	49	17.51	17.46	17.49	0-5	0
		1	99	17.45	17.44	17.42	0-5	0
50		0	17.37	17.39	17.45	0-5	0	
50		25	17.35	17.37	17.40	0-5	0	
50		49	17.34	17.38	17.37	0-5	0	
100	0	17.38	17.42	17.43	0-5	0		

[LTE FDD Band 2_Upper Conducted Power _Free(RSI 0), Hotspot(RSI 2) _ SUB2(Ant F)]

LTE FDD Band 2 _Upper _ 1.4 Mhz Bandwidth Conducted Power

Bandwidth	Modulation	RB Size	RB Offset	Reduced Power [dBm]			MPR Allowed Per 3GPP [dB]	MPR [dB]
				18607 Ch. 1850.7 Mhz	18900 Ch. 1880 Mhz	19193 Ch. 1909.3 Mhz		
1.4 Mhz	QPSK	1	0	18.82	18.85	18.92	0	0
		1	3	18.74	18.74	18.84	0	0
		1	5	18.86	18.85	18.94	0	0
		3	0	18.85	18.89	18.94	0	0
		3	1	18.92	18.96	18.97	0	0
		3	3	18.87	18.79	18.88	0	0
	16QAM	6	0	18.92	18.92	18.94	0-1	0
		1	0	19.12	19.12	19.12	0-1	0
		1	3	18.98	19.20	19.10	0-1	0
		1	5	19.08	19.11	19.22	0-1	0
		3	0	18.98	19.10	19.12	0-1	0
		3	1	18.98	18.96	19.07	0-1	0
	64QAM	3	3	18.95	18.99	18.95	0-1	0
		6	0	18.91	18.99	18.97	0-2	0
		1	0	19.10	19.09	19.07	0-2	0
		1	3	18.98	19.09	19.00	0-2	0
		1	5	19.11	19.11	19.14	0-2	0
		3	0	18.97	19.07	19.05	0-2	0
	256QAM	3	1	18.95	19.02	19.04	0-2	0
		3	3	18.90	18.91	18.97	0-2	0
		6	0	18.89	18.96	19.01	0-3	0
		1	0	17.81	17.99	18.07	0-5	1
		1	3	17.81	17.87	17.88	0-5	1
		1	5	17.89	17.88	17.92	0-5	1
	3	0	17.92	17.94	17.96	0-5	1	
	3	1	17.88	18.01	17.94	0-5	1	
	3	3	17.86	17.93	17.93	0-5	1	
	6	0	17.32	17.36	17.38	0-5	1	

LTE FDD Band 2 _Upper _ 3 MHz Bandwidth Conducted Power

Bandwidth	Modulation	RB Size	RB Offset	Reduced Power [dBm]			MPR Allowed Per 3GPP [dB]	MPR [dB]
				18615 Ch. 1851.5 MHz	18900 Ch. 1880 MHz	19185 Ch. 1908.5 MHz		
3 MHz	QPSK	1	0	18.93	18.92	19.01	0	0
		1	7	18.98	18.91	18.99	0	0
		1	14	18.84	18.83	18.89	0	0
		8	0	18.93	18.91	18.99	0-1	0
		8	3	18.91	18.92	19.04	0-1	0
		8	7	18.94	18.97	19.00	0-1	0
	16QAM	15	0	18.96	18.99	19.03	0-1	0
		1	0	19.07	19.16	19.20	0-1	0
		1	7	19.12	18.97	19.12	0-1	0
		1	14	19.02	19.14	19.20	0-1	0
		8	0	18.96	19.02	19.06	0-2	0
		8	3	18.97	18.97	19.05	0-2	0
	64QAM	8	7	18.97	18.98	19.04	0-2	0
		15	0	18.95	18.95	19.02	0-2	0
		1	0	19.08	19.03	19.17	0-2	0
		1	7	19.34	19.27	19.36	0-2	0
		1	14	19.09	19.08	19.21	0-2	0
		8	0	18.92	18.96	18.98	0-3	0
	256QAM	8	3	18.95	18.95	19.03	0-3	0
		8	7	18.92	18.95	18.97	0-3	0
		15	0	18.94	18.94	19.00	0-3	0
1		0	17.96	17.93	18.01	0-5	1	
1		7	18.04	18.13	18.23	0-5	1	
1		14	17.85	17.86	18.02	0-5	1	
	8	0	17.39	17.40	17.47	0-5	1	
	8	3	17.43	17.43	17.47	0-5	1	
	8	7	17.41	17.41	17.50	0-5	1	
	15	0	17.40	17.39	17.47	0-5	1	

LTE FDD Band 2 _Upper _ 5 MHz Bandwidth Conducted Power

Bandwidth	Modulation	RB Size	RB Offset	Reduced Power [dBm]			MPR Allowed Per 3GPP [dB]	MPR [dB]
				18625 Ch. 1852.5 MHz	18900 Ch. 1880 MHz	19175 Ch. 1907.5 MHz		
5 MHz	QPSK	1	0	18.87	18.86	18.96	0	0
		1	12	18.98	18.94	19.02	0	0
		1	24	18.97	18.91	18.94	0	0
		12	0	18.99	18.90	18.97	0-1	0
		12	6	18.96	18.97	19.02	0-1	0
		12	11	18.93	18.93	19.00	0-1	0
		25	0	18.95	18.97	19.00	0-1	0
	16QAM	1	0	19.13	19.22	19.24	0-1	0
		1	12	19.05	19.21	18.95	0-1	0
		1	24	19.15	19.24	19.08	0-1	0
		12	0	18.96	18.96	19.00	0-2	0
		12	6	18.96	19.02	19.01	0-2	0
		12	11	18.94	18.98	19.04	0-2	0
		25	0	18.91	18.96	19.05	0-2	0
	64QAM	1	0	19.10	19.09	19.24	0-2	0
		1	12	19.29	19.29	19.27	0-2	0
		1	24	19.15	19.14	19.18	0-2	0
		12	0	18.95	18.96	19.05	0-3	0
		12	6	18.97	19.07	19.02	0-3	0
		12	11	18.94	19.06	19.06	0-3	0
		25	0	18.90	18.99	19.05	0-3	0
	256QAM	1	0	17.96	17.89	18.02	0-5	1
		1	12	18.05	18.10	18.09	0-5	1
		1	24	17.94	17.90	18.05	0-5	1
		12	0	17.38	17.36	17.44	0-5	1
		12	6	17.37	17.37	17.46	0-5	1
		12	11	17.34	17.40	17.39	0-5	1
25		0	17.35	17.42	17.48	0-5	1	

LTE FDD Band 2 _Upper _ 10 MHz Bandwidth Conducted Power

Bandwidth	Modulation	RB Size	RB Offset	Reduced Power [dBm]			MPR Allowed Per 3GPP [dB]	MPR [dB]
				18650 Ch. 1855 MHz	18900 Ch. 1880 MHz	19150 Ch. 1905 MHz		
10 MHz	QPSK	1	0	19.04	18.91	19.01	0	0
		1	24	19.09	19.10	19.11	0	0
		1	49	18.93	18.86	18.92	0	0
		25	0	18.99	18.95	19.01	0-1	0
		25	12	18.95	18.92	18.99	0-1	0
		25	24	18.95	18.93	18.98	0-1	0
		50	0	18.93	18.93	18.97	0-1	0
	16QAM	1	0	19.09	19.09	19.33	0-1	0
		1	24	18.95	19.03	18.94	0-1	0
		1	49	19.08	19.16	19.12	0-1	0
		25	0	18.98	19.00	19.02	0-2	0
		25	12	19.00	18.94	19.02	0-2	0
		25	24	18.98	18.97	19.02	0-2	0
		50	0	18.97	18.96	18.99	0-2	0
	64QAM	1	0	19.06	19.22	19.13	0-2	0
		1	24	19.01	19.13	19.33	0-2	0
		1	49	19.18	19.10	19.14	0-2	0
		25	0	18.94	18.97	19.03	0-3	0
		25	12	18.92	19.02	18.98	0-3	0
		25	24	18.94	19.01	19.02	0-3	0
		50	0	18.98	19.00	19.01	0-3	0
	256QAM	1	0	18.02	17.99	17.94	0-5	1
		1	24	17.99	17.98	17.95	0-5	1
		1	49	17.99	18.00	17.97	0-5	1
		25	0	17.43	17.42	17.44	0-5	1
		25	12	17.39	17.40	17.48	0-5	1
		25	24	17.43	17.44	17.45	0-5	1
50		0	17.38	17.37	17.42	0-5	1	

LTE FDD Band 2 _Upper _ 15 MHz Bandwidth Conducted Power

Bandwidth	Modulation	RB Size	RB Offset	Reduced Power [dBm]			MPR Allowed Per 3GPP [dB]	MPR [dB]
				18675 Ch. 1857.5 MHz	18900 Ch. 1880 MHz	19125 Ch. 1902.5 MHz		
15 MHz	QPSK	1	0	18.99	18.92	18.98	0	0
		1	36	18.97	18.94	19.03	0	0
		1	74	18.98	18.98	18.99	0	0
		36	0	18.99	18.98	19.05	0-1	0
		36	18	18.98	18.93	19.02	0-1	0
		36	39	18.95	18.98	19.01	0-1	0
		75	0	18.94	18.95	19.00	0-1	0
	16QAM	1	0	19.26	19.13	19.30	0-1	0
		1	36	18.93	19.01	19.03	0-1	0
		1	74	19.11	19.12	19.30	0-1	0
		36	0	18.99	18.95	19.01	0-2	0
		36	18	18.99	18.95	19.02	0-2	0
		36	39	18.95	18.99	19.04	0-2	0
		75	0	18.96	18.98	19.02	0-2	0
	64QAM	1	0	19.22	19.19	19.22	0-2	0
		1	36	19.23	19.19	19.25	0-2	0
		1	74	19.14	19.17	19.15	0-2	0
		36	0	18.99	19.02	19.03	0-3	0
		36	18	19.02	18.98	19.06	0-3	0
		36	39	18.98	19.02	19.03	0-3	0
		75	0	18.95	18.98	18.96	0-3	0
	256QAM	1	0	18.09	18.06	18.15	0-5	1
		1	36	18.02	17.92	18.15	0-5	1
		1	74	18.06	18.08	18.00	0-5	1
		36	0	17.39	17.42	17.45	0-5	1
		36	18	17.43	17.43	17.47	0-5	1
		36	39	17.42	17.48	17.49	0-5	1
75		0	17.34	17.40	17.46	0-5	1	

LTE FDD Band 2 _Upper _ 20 Mhz Bandwidth Conducted Power

Bandwidth	Modulation	RB Size	RB Offset	Reduced Power [dBm]			MPR Allowed Per 3GPP [dB]	MPR [dB]
				18700 Ch. 1860 MHz	18900 Ch. 1880 MHz	19100 Ch. 1900 MHz		
20 Mhz	QPSK	1	0	18.92	18.95	19.01	0	0
		1	49	19.05	19.08	19.11	0	0
		1	99	18.83	18.94	18.99	0	0
		50	0	18.92	18.94	19.00	0-1	0
		50	25	18.90	18.97	18.99	0-1	0
		50	49	18.89	18.96	19.01	0-1	0
		100	0	18.90	18.95	18.99	0-1	0
	16QAM	1	0	19.12	19.32	19.14	0-1	0
		1	49	18.77	18.91	19.15	0-1	0
		1	99	19.03	19.16	19.16	0-1	0
		50	0	18.95	18.95	19.02	0-2	0
		50	25	18.93	18.98	19.00	0-2	0
		50	49	18.91	19.01	19.04	0-2	0
		100	0	18.89	18.97	19.03	0-2	0
	64QAM	1	0	19.19	19.16	19.10	0-2	0
		1	49	19.11	19.12	19.27	0-2	0
		1	99	19.08	19.18	19.25	0-2	0
		50	0	18.95	19.02	19.04	0-3	0
		50	25	18.94	18.97	19.00	0-3	0
		50	49	18.96	19.04	19.06	0-3	0
		100	0	18.93	18.95	19.04	0-3	0
	256QAM	1	0	17.91	18.06	17.90	0-5	1
		1	49	18.03	17.79	17.89	0-5	1
		1	99	18.01	17.96	18.03	0-5	1
50		0	17.37	17.37	17.47	0-5	1	
50		25	17.36	17.40	17.42	0-5	1	
50		49	17.33	17.44	17.42	0-5	1	
100		0	17.37	17.42	17.48	0-5	1	

[LTE FDD Band 2_Upper Conducted Power_ RCV (RSI 1)_ SUB2(Ant F)]

LTE FDD Band 2 _Upper _ 1.4 MHz Bandwidth Conducted Power

Bandwidth	Modulation	RB Size	RB Offset	Reduced Power [dBm]			MPR Allowed Per 3GPP [dB]	MPR [dB]
				18607 Ch. 1850.7 MHz	18900 Ch. 1880 MHz	19193 Ch. 1909.3 MHz		
1.4 MHz	QPSK	1	0	16.32	16.26	16.25	0	0
		1	3	16.24	16.20	16.20	0	0
		1	5	16.34	16.31	16.28	0	0
		3	0	16.33	16.29	16.35	0	0
		3	1	16.26	16.19	16.18	0	0
		3	3	16.29	16.27	16.25	0	0
	16QAM	6	0	16.37	16.30	16.30	0-1	0
		1	0	16.66	16.54	16.53	0-1	0
		1	3	16.52	16.45	16.42	0-1	0
		1	5	16.64	16.56	16.55	0-1	0
		3	0	16.40	16.48	16.46	0-1	0
		3	1	16.39	16.41	16.42	0-1	0
	64QAM	3	3	16.40	16.38	16.33	0-1	0
		6	0	16.38	16.36	16.32	0-2	0
		1	0	16.50	16.44	16.38	0-2	0
		1	3	16.41	16.41	16.34	0-2	0
		1	5	16.49	16.48	16.44	0-2	0
		3	0	16.41	16.35	16.39	0-2	0
	256QAM	3	1	16.43	16.38	16.37	0-2	0
		3	3	16.39	16.35	16.27	0-2	0
		6	0	16.34	16.32	16.31	0-3	0
		1	0	16.27	16.23	16.19	0-5	0
		1	3	16.15	16.14	16.12	0-5	0
		1	5	16.20	16.17	16.10	0-5	0
		3	0	16.25	16.23	16.18	0-5	0
		3	1	16.22	16.25	16.21	0-5	0
		3	3	16.21	16.20	16.16	0-5	0
6		0	16.17	16.11	16.07	0-5	0	

LTE FDD Band 2 _Upper _ 3 MHz Bandwidth Conducted Power

Bandwidth	Modulation	RB Size	RB Offset	Reduced Power [dBm]			MPR Allowed Per 3GPP [dB]	MPR [dB]
				18615 Ch. 1851.5 MHz	18900 Ch. 1880 MHz	19185 Ch. 1908.5 MHz		
3 MHz	QPSK	1	0	16.34	16.39	16.30	0	0
		1	7	16.43	16.46	16.35	0	0
		1	14	16.28	16.30	16.24	0	0
		8	0	16.40	16.39	16.34	0-1	0
		8	3	16.38	16.36	16.32	0-1	0
		8	7	16.39	16.40	16.34	0-1	0
		15	0	16.41	16.40	16.39	0-1	0
	16QAM	1	0	16.58	16.51	16.51	0-1	0
		1	7	16.54	16.33	16.25	0-1	0
		1	14	16.56	16.56	16.44	0-1	0
		8	0	16.48	16.39	16.37	0-2	0
		8	3	16.44	16.42	16.40	0-2	0
		8	7	16.45	16.42	16.34	0-2	0
		15	0	16.40	16.35	16.34	0-2	0
	64QAM	1	0	16.50	16.55	16.56	0-2	0
		1	7	16.60	16.59	16.45	0-2	0
		1	14	16.48	16.56	16.40	0-2	0
		8	0	16.39	16.35	16.25	0-3	0
		8	3	16.35	16.34	16.26	0-3	0
		8	7	16.35	16.37	16.30	0-3	0
		15	0	16.37	16.38	16.29	0-3	0
256QAM	1	0	16.27	16.30	16.33	0-5	0	
	1	7	16.30	16.42	16.41	0-5	0	
	1	14	16.20	16.29	16.26	0-5	0	
	8	0	16.22	16.22	16.25	0-5	0	
	8	3	16.18	16.26	16.24	0-5	0	
	8	7	16.21	16.22	16.20	0-5	0	
	15	0	16.19	16.22	16.20	0-5	0	

LTE FDD Band 2 _Upper _ 5 MHz Bandwidth Conducted Power

Bandwidth	Modulation	RB Size	RB Offset	Reduced Power [dBm]			MPR Allowed Per 3GPP [dB]	MPR [dB]
				18625 Ch. 1852.5 MHz	18900 Ch. 1880 MHz	19175 Ch. 1907.5 MHz		
5 MHz	QPSK	1	0	16.33	16.33	16.28	0	0
		1	12	16.47	16.42	16.44	0	0
		1	24	16.38	16.38	16.32	0	0
		12	0	16.42	16.38	16.44	0-1	0
		12	6	16.40	16.43	16.41	0-1	0
		12	11	16.40	16.45	16.40	0-1	0
		25	0	16.41	16.45	16.41	0-1	0
	16QAM	1	0	16.56	16.59	16.60	0-1	0
		1	12	16.42	16.26	16.33	0-1	0
		1	24	16.60	16.54	16.54	0-1	0
		12	0	16.42	16.42	16.38	0-2	0
		12	6	16.41	16.44	16.41	0-2	0
		12	11	16.40	16.42	16.38	0-2	0
		25	0	16.39	16.40	16.38	0-2	0
	64QAM	1	0	16.52	16.59	16.51	0-2	0
		1	12	16.58	16.69	16.67	0-2	0
		1	24	16.47	16.57	16.41	0-2	0
		12	0	16.40	16.41	16.37	0-3	0
		12	6	16.41	16.40	16.37	0-3	0
		12	11	16.37	16.43	16.36	0-3	0
		25	0	16.39	16.39	16.36	0-3	0
	256QAM	1	0	16.36	16.34	16.35	0-5	0
		1	12	16.38	16.26	16.34	0-5	0
		1	24	16.24	16.34	16.31	0-5	0
		12	0	16.26	16.22	16.19	0-5	0
		12	6	16.20	16.19	16.15	0-5	0
		12	11	16.20	16.16	16.16	0-5	0
		25	0	16.25	16.20	16.19	0-5	0

LTE FDD Band 2 _Upper _ 10 MHz Bandwidth Conducted Power

Bandwidth	Modulation	RB Size	RB Offset	Reduced Power [dBm]			MPR Allowed Per 3GPP [dB]	MPR [dB]
				18650 Ch. 1855 MHz	18900 Ch. 1880 MHz	19150 Ch. 1905 MHz		
10 MHz	QPSK	1	0	16.40	16.36	16.35	0	0
		1	24	16.46	16.47	16.44	0	0
		1	49	16.40	16.34	16.26	0	0
		25	0	16.46	16.39	16.40	0-1	0
		25	12	16.46	16.44	16.38	0-1	0
		25	24	16.45	16.41	16.38	0-1	0
		50	0	16.48	16.45	16.41	0-1	0
	16QAM	1	0	16.64	16.63	16.55	0-1	0
		1	24	16.53	16.49	16.55	0-1	0
		1	49	16.60	16.58	16.56	0-1	0
		25	0	16.46	16.46	16.43	0-2	0
		25	12	16.46	16.46	16.40	0-2	0
		25	24	16.42	16.45	16.41	0-2	0
		50	0	16.47	16.48	16.42	0-2	0
	64QAM	1	0	16.54	16.57	16.49	0-2	0
		1	24	16.44	16.48	16.45	0-2	0
		1	49	16.53	16.53	16.44	0-2	0
		25	0	16.42	16.42	16.40	0-3	0
		25	12	16.41	16.43	16.37	0-3	0
		25	24	16.39	16.41	16.35	0-3	0
		50	0	16.46	16.46	16.41	0-3	0
	256QAM	1	0	16.36	16.30	16.30	0-5	0
		1	24	16.39	16.35	16.29	0-5	0
		1	49	16.28	16.26	16.21	0-5	0
25		0	16.26	16.24	16.20	0-5	0	
25		12	16.23	16.24	16.15	0-5	0	
25		24	16.22	16.23	16.17	0-5	0	
50		0	16.21	16.18	16.14	0-5	0	

LTE FDD Band 2 _Upper _ 15 MHz Bandwidth Conducted Power

Bandwidth	Modulation	RB Size	RB Offset	Reduced Power [dBm]			MPR Allowed Per 3GPP [dB]	MPR [dB]
				18675 Ch. 1857.5 MHz	18900 Ch. 1880 MHz	19125 Ch. 1902.5 MHz		
15 MHz	QPSK	1	0	16.32	16.31	16.28	0	0
		1	36	16.48	16.40	16.38	0	0
		1	74	16.42	16.39	16.33	0	0
		36	0	16.47	16.41	16.35	0-1	0
		36	18	16.41	16.41	16.35	0-1	0
		36	39	16.43	16.45	16.35	0-1	0
		75	0	16.47	16.44	16.39	0-1	0
	16QAM	1	0	16.64	16.65	16.58	0-1	0
		1	36	16.52	16.38	16.36	0-1	0
		1	74	16.70	16.60	16.56	0-1	0
		36	0	16.45	16.42	16.37	0-2	0
		36	18	16.42	16.38	16.35	0-2	0
		36	39	16.46	16.45	16.35	0-2	0
		75	0	16.44	16.43	16.33	0-2	0
	64QAM	1	0	16.54	16.61	16.60	0-2	0
		1	36	16.67	16.70	16.59	0-2	0
		1	74	16.59	16.61	16.54	0-2	0
		36	0	16.45	16.44	16.41	0-3	0
		36	18	16.45	16.45	16.41	0-3	0
		36	39	16.42	16.42	16.37	0-3	0
		75	0	16.44	16.44	16.40	0-3	0
	256QAM	1	0	16.29	16.34	16.24	0-5	0
		1	36	16.33	16.36	16.37	0-5	0
		1	74	16.34	16.29	16.21	0-5	0
		36	0	16.27	16.21	16.18	0-5	0
		36	18	16.23	16.23	16.15	0-5	0
		36	39	16.23	16.25	16.15	0-5	0
75		0	16.22	16.24	16.15	0-5	0	

LTE FDD Band 2 _Upper _ 20 MHz Bandwidth Conducted Power

Bandwidth	Modulation	RB Size	RB Offset	Reduced Power [dBm]			MPR Allowed Per 3GPP [dB]	MPR [dB]
				18700 Ch. 1860 MHz	18900 Ch. 1880 MHz	19100 Ch. 1900 MHz		
20 MHz	QPSK	1	0	16.41	16.35	16.25	0	0
		1	49	16.44	16.45	16.43	0	0
		1	99	16.35	16.37	16.25	0	0
		50	0	16.49	16.43	16.38	0-1	0
		50	25	16.45	16.43	16.35	0-1	0
		50	49	16.45	16.44	16.35	0-1	0
		100	0	16.45	16.43	16.38	0-1	0
	16QAM	1	0	16.69	16.60	16.58	0-1	0
		1	49	16.56	16.51	16.55	0-1	0
		1	99	16.69	16.64	16.53	0-1	0
		50	0	16.49	16.45	16.39	0-2	0
		50	25	16.46	16.44	16.38	0-2	0
		50	49	16.42	16.42	16.36	0-2	0
		100	0	16.47	16.43	16.38	0-2	0
	64QAM	1	0	16.66	16.71	16.55	0-2	0
		1	49	16.65	16.54	16.54	0-2	0
		1	99	16.69	16.57	16.58	0-2	0
		50	0	16.49	16.42	16.38	0-3	0
		50	25	16.50	16.44	16.39	0-3	0
		50	49	16.46	16.47	16.37	0-3	0
		100	0	16.45	16.45	16.36	0-3	0
	256QAM	1	0	16.40	16.39	16.26	0-5	0
		1	49	16.24	16.27	16.23	0-5	0
		1	99	16.27	16.35	16.22	0-5	0
50		0	16.23	16.22	16.17	0-5	0	
50		25	16.23	16.18	16.12	0-5	0	
50		49	16.19	16.20	16.14	0-5	0	
100		0	16.23	16.21	16.15	0-5	0	

[LTE FDD Band 4 Conducted Power_ Free(RSI 0), Hotspot(RSI 2) _ MAIN1(Ant A)]

LTE FDD Band 4 _ 1.4 MHz Bandwidth Conducted Power

Bandwidth	Modulation	RB Size	RB Offset	Reduced Power [dBm]			MPR Allowed Per 3GPP [dB]	MPR [dB]
				19957 Ch. 1710.7 MHz	20175 Ch. 1732.5 MHz	20393 Ch. 1754.3 MHz		
1.4 MHz	QPSK	1	0	17.70	17.51	17.39	0	0
		1	3	17.68	17.45	17.36	0	0
		1	5	17.77	17.54	17.45	0	0
		3	0	17.73	17.55	17.44	0-1	0
		3	1	17.63	17.47	17.36	0-1	0
		3	3	17.73	17.48	17.37	0-1	0
	16QAM	6	0	17.77	17.53	17.51	0-1	0
		1	0	17.99	17.72	17.64	0-1	0
		1	3	17.90	17.69	17.53	0-1	0
		1	5	17.88	17.73	17.66	0-1	0
		3	0	17.78	17.63	17.57	0-2	0
		3	1	17.90	17.64	17.52	0-2	0
	64QAM	3	3	17.78	17.62	17.46	0-2	0
		6	0	17.72	17.61	17.48	0-2	0
		1	0	17.89	17.72	17.68	0-2	0
		1	3	17.84	17.60	17.54	0-2	0
		1	5	17.94	17.65	17.66	0-2	0
		3	0	17.81	17.69	17.56	0-3	0
	256QAM	3	1	17.72	17.61	17.47	0-3	0
		3	3	17.82	17.65	17.46	0-3	0
		6	0	17.79	17.64	17.50	0-3	0
		1	0	17.82	17.63	17.48	0-5	0
		1	3	17.55	17.50	17.44	0-5	0
		1	5	17.70	17.59	17.55	0-5	0
		3	0	17.71	17.59	17.49	0-5	0
		3	1	17.66	17.46	17.44	0-5	0
		3	3	17.75	17.59	17.50	0-5	0
		6	0	17.64	17.45	17.41	0-5	0

LTE FDD Band 4 _ 3 MHz Bandwidth Conducted Power

Bandwidth	Modulation	RB Size	RB Offset	Reduced Power [dBm]			MPR Allowed Per 3GPP [dB]	MPR [dB]
				19965 Ch. 1711.5 MHz	20175 Ch. 1732.5 MHz	20385 Ch. 1753.5 MHz		
3 MHz	QPSK	1	0	17.79	17.57	17.41	0	0
		1	7	17.87	17.61	17.54	0	0
		1	14	17.72	17.56	17.43	0	0
		8	0	17.80	17.58	17.52	0-1	0
		8	3	17.81	17.63	17.54	0-1	0
		8	7	17.83	17.58	17.49	0-1	0
	15	0	17.82	17.61	17.52	0-1	0	
	16QAM	1	0	17.60	17.87	17.59	0-1	0
		1	7	17.74	17.53	17.68	0-1	0
		1	14	17.80	17.87	17.57	0-1	0
		8	0	17.85	17.66	17.62	0-2	0
		8	3	17.88	17.71	17.58	0-2	0
		8	7	17.85	17.67	17.59	0-2	0
	15	0	17.84	17.68	17.52	0-2	0	
	64QAM	1	0	17.96	17.88	17.66	0-2	0
		1	7	17.80	17.80	17.74	0-2	0
		1	14	17.92	17.81	17.63	0-2	0
		8	0	17.72	17.67	17.52	0-3	0
		8	3	17.72	17.66	17.58	0-3	0
		8	7	17.73	17.64	17.50	0-3	0
	15	0	17.72	17.66	17.55	0-3	0	
	256QAM	1	0	17.74	17.65	17.60	0-5	0
		1	7	17.77	17.69	17.64	0-5	0
		1	14	17.64	17.60	17.64	0-5	0
		8	0	17.72	17.57	17.54	0-5	0
		8	3	17.73	17.59	17.48	0-5	0
		8	7	17.68	17.59	17.48	0-5	0
	15	0	17.66	17.52	17.45	0-5	0	

LTE FDD Band 4 _ 5 MHz Bandwidth Conducted Power

Bandwidth	Modulation	RB Size	RB Offset	Reduced Power [dBm]			MPR Allowed Per 3GPP [dB]	MPR [dB]
				19975 Ch. 1712.5 MHz	20175 Ch. 1732.5 MHz	20375 Ch. 1752.5 MHz		
5 MHz	QPSK	1	0	17.75	17.57	17.48	0	0
		1	12	17.88	17.68	17.56	0	0
		1	24	17.79	17.56	17.53	0	0
		12	0	17.83	17.61	17.54	0-1	0
		12	6	17.78	17.63	17.58	0-1	0
		12	11	17.81	17.65	17.59	0-1	0
		25	0	17.84	17.65	17.62	0-1	0
	16QAM	1	0	17.91	17.84	17.74	0-1	0
		1	12	17.77	17.65	17.59	0-1	0
		1	24	17.93	17.86	17.70	0-1	0
		12	0	17.85	17.66	17.59	0-2	0
		12	6	17.85	17.73	17.62	0-2	0
		12	11	17.84	17.71	17.64	0-2	0
		25	0	17.87	17.63	17.59	0-2	0
	64QAM	1	0	17.94	17.78	17.73	0-2	0
		1	12	17.98	17.77	17.81	0-2	0
		1	24	17.95	17.77	17.80	0-2	0
		12	0	17.84	17.71	17.63	0-3	0
		12	6	17.81	17.69	17.64	0-3	0
		12	11	17.84	17.72	17.60	0-3	0
		25	0	17.79	17.64	17.60	0-3	0
	256QAM	1	0	17.77	17.56	17.61	0-5	0
		1	12	17.91	17.71	17.57	0-5	0
		1	24	17.85	17.66	17.68	0-5	0
		12	0	17.81	17.57	17.54	0-5	0
12		6	17.74	17.56	17.55	0-5	0	
12		11	17.69	17.53	17.49	0-5	0	
25		0	17.74	17.54	17.51	0-5	0	

LTE FDD Band 4 _ 10 MHz Bandwidth Conducted Power

Bandwidth	Modulation	RB Size	RB Offset	Reduced Power [dBm]			MPR Allowed Per 3GPP [dB]	MPR [dB]
				20000 Ch. 1715 MHz	20175 Ch. 1732.5 MHz	20350 Ch. 1750 MHz		
10 MHz	QPSK	1	0	17.81	17.62	17.65	0	0
		1	24	17.83	17.70	17.65	0	0
		1	49	17.77	17.51	17.54	0	0
		25	0	17.84	17.62	17.67	0-1	0
		25	12	17.83	17.62	17.65	0-1	0
		25	24	17.83	17.65	17.66	0-1	0
	16QAM	50	0	17.91	17.66	17.73	0-1	0
		1	0	17.96	17.81	17.80	0-1	0
		1	24	17.83	17.69	17.62	0-1	0
		1	49	17.93	17.92	17.75	0-1	0
		25	0	17.84	17.72	17.68	0-2	0
		25	12	17.83	17.65	17.71	0-2	0
	64QAM	25	24	17.86	17.62	17.67	0-2	0
		50	0	17.91	17.68	17.75	0-2	0
		1	0	17.93	17.90	17.87	0-2	0
		1	24	17.91	17.85	17.91	0-2	0
		1	49	17.97	17.80	17.76	0-2	0
		25	0	17.81	17.63	17.66	0-3	0
	256QAM	25	12	17.80	17.63	17.64	0-3	0
		25	24	17.80	17.61	17.68	0-3	0
		50	0	17.90	17.70	17.71	0-3	0
		1	0	17.92	17.83	17.76	0-5	0
		1	24	17.91	17.71	17.87	0-5	0
		1	49	17.84	17.64	17.67	0-5	0
		25	0	17.76	17.59	17.62	0-5	0
		25	12	17.73	17.56	17.62	0-5	0
		25	24	17.72	17.54	17.60	0-5	0
		50	0	17.73	17.54	17.54	0-5	0

LTE FDD Band 4 _ 15 MHz Bandwidth Conducted Power

Bandwidth	Modulation	RB Size	RB Offset	Reduced Power [dBm]			MPR Allowed Per 3GPP [dB]	MPR [dB]
				20025 Ch. 1717.5 MHz	20175 Ch. 1732.5 MHz	20325 Ch. 1747.5 MHz		
15 MHz	QPSK	1	0	17.74	17.57	17.58	0	0
		1	36	17.83	17.67	17.63	0	0
		1	74	17.77	17.60	17.56	0	0
		36	0	17.80	17.67	17.63	0-1	0
		36	18	17.79	17.60	17.58	0-1	0
		36	39	17.79	17.63	17.61	0-1	0
		75	0	17.77	17.59	17.58	0-1	0
	16QAM	1	0	17.96	17.88	17.79	0-1	0
		1	36	17.56	17.69	17.66	0-1	0
		1	74	17.81	17.86	17.70	0-1	0
		36	0	17.78	17.67	17.65	0-2	0
		36	18	17.77	17.65	17.61	0-2	0
		36	39	17.74	17.66	17.60	0-2	0
		75	0	17.77	17.62	17.57	0-2	0
	64QAM	1	0	17.98	17.88	17.84	0-2	0
		1	36	17.93	17.96	17.89	0-2	0
		1	74	17.92	17.85	17.71	0-2	0
		36	0	17.78	17.73	17.61	0-3	0
		36	18	17.78	17.68	17.63	0-3	0
		36	39	17.77	17.64	17.62	0-3	0
		75	0	17.75	17.63	17.64	0-3	0
	256QAM	1	0	17.80	17.78	17.70	0-5	0
		1	36	17.88	17.73	17.74	0-5	0
		1	74	17.84	17.58	17.62	0-5	0
36		0	17.69	17.62	17.56	0-5	0	
36		18	17.69	17.58	17.51	0-5	0	
36		39	17.66	17.51	17.53	0-5	0	
75		0	17.66	17.53	17.53	0-5	0	

LTE FDD Band 4 _ 20 MHz Bandwidth Conducted Power

Bandwidth	Modulation	RB Size	RB Offset	Reduced Power [dBm]	MPR Allowed Per 3GPP [dB]	MPR [dB]
				20175 Ch. 1732.5 MHz		
20 MHz	QPSK	1	0	17.66	0	0
		1	49	17.65	0	0
		1	99	17.57	0	0
		50	0	17.72	0-1	0
		50	25	17.68	0-1	0
		50	49	17.63	0-1	0
	100	0	17.67	0-1	0	
	16QAM	1	0	17.89	0-1	0
		1	49	17.65	0-1	0
		1	99	17.84	0-1	0
		50	0	17.77	0-2	0
		50	25	17.71	0-2	0
		50	49	17.67	0-2	0
	100	0	17.66	0-2	0	
	64QAM	1	0	17.84	0-2	0
		1	49	17.91	0-2	0
		1	99	17.77	0-2	0
		50	0	17.74	0-3	0
		50	25	17.74	0-3	0
		50	49	17.67	0-3	0
	100	0	17.67	0-3	0	
	256QAM	1	0	17.73	0-5	0
		1	49	17.71	0-5	0
		1	99	17.61	0-5	0
50		0	17.60	0-5	0	
50		25	17.56	0-5	0	
50		49	17.55	0-5	0	
100	0	17.57	0-5	0		

[LTE FDD Band 4_Upper Conducted Power_ Free(RSI 0), Hotspot(RSI 2) _ SUB2(Ant F)]

LTE FDD Band 4 _Upper _ 1.4 MHz Bandwidth Conducted Power

Bandwidth	Modulation	RB Size	RB Offset	Reduced Power [dBm]			MPR Allowed Per 3GPP [dB]	MPR [dB]
				19957 Ch. 1710.7 MHz	20175 Ch. 1732.5 MHz	20393 Ch. 1754.3 MHz		
1.4 MHz	QPSK	1	0	19.31	18.96	18.88	0	0
		1	3	19.22	18.90	18.83	0	0
		1	5	19.34	19.00	18.96	0	0
		3	0	19.32	19.04	18.94	0-1	0
		3	1	19.28	19.04	18.93	0-1	0
		3	3	19.21	19.01	18.87	0-1	0
	16QAM	6	0	19.28	19.05	19.00	0-1	0
		1	0	19.40	19.24	19.06	0-1	0
		1	3	19.50	19.18	18.98	0-1	0
		1	5	19.48	19.29	19.06	0-1	0
		3	0	19.39	19.17	19.04	0-2	0
		3	1	19.29	19.12	19.09	0-2	0
	64QAM	3	3	19.28	19.11	18.98	0-2	0
		6	0	19.32	19.07	19.07	0-2	0
		1	0	19.48	19.23	19.16	0-2	0
		1	3	19.44	19.10	18.94	0-2	0
		1	5	19.49	19.17	19.12	0-2	0
		3	0	19.35	19.09	19.06	0-3	0
	256QAM	3	1	19.38	19.09	18.98	0-3	0
		3	3	19.36	19.03	18.99	0-3	0
		6	0	19.34	19.07	18.97	0-3	0
		1	0	18.31	18.11	18.07	0-5	1
		1	3	18.28	18.04	17.92	0-5	1
		1	5	18.29	18.01	17.97	0-5	1
		3	0	18.26	18.01	18.01	0-5	1
		3	1	18.25	17.96	18.03	0-5	1
		3	3	18.18	18.02	17.89	0-5	1
		6	0	17.75	17.46	17.40	0-5	1

LTE FDD Band 4 _Upper _ 3 MHz Bandwidth Conducted Power

Bandwidth	Modulation	RB Size	RB Offset	Reduced Power [dBm]			MPR Allowed Per 3GPP [dB]	MPR [dB]
				19965 Ch. 1711.5 MHz	20175 Ch. 1732.5 MHz	20385 Ch. 1753.5 MHz		
3 MHz	QPSK	1	0	19.28	19.05	18.95	0	0
		1	7	19.28	19.09	19.02	0	0
		1	14	19.25	18.99	18.91	0	0
		8	0	19.36	19.06	18.94	0-1	0
		8	3	19.34	19.06	19.03	0-1	0
		8	7	19.37	19.12	19.02	0-1	0
	15	0	19.35	19.08	18.99	0-1	0	
	16QAM	1	0	19.45	19.37	19.07	0-1	0
		1	7	19.37	19.04	19.13	0-1	0
		1	14	19.49	19.21	19.14	0-1	0
		8	0	19.38	19.11	19.06	0-2	0
		8	3	19.38	19.13	19.07	0-2	0
		8	7	19.44	19.17	19.12	0-2	0
	15	0	19.32	19.09	19.02	0-2	0	
	64QAM	1	0	19.39	19.13	19.16	0-2	0
		1	7	19.55	19.24	19.28	0-2	0
		1	14	19.41	19.16	19.22	0-2	0
		8	0	19.36	19.12	19.05	0-3	0
		8	3	19.39	19.12	19.02	0-3	0
		8	7	19.42	19.16	19.04	0-3	0
	15	0	19.36	19.12	19.03	0-3	0	
	256QAM	1	0	18.30	18.06	18.00	0-5	1
		1	7	18.25	18.25	17.84	0-5	1
		1	14	18.36	18.05	17.91	0-5	1
		8	0	17.78	17.59	17.44	0-5	1
		8	3	17.78	17.56	17.51	0-5	1
		8	7	17.81	17.55	17.47	0-5	1
15	0	17.78	17.53	17.43	0-5	1		

LTE FDD Band 4 _Upper _ 5 MHz Bandwidth Conducted Power

Bandwidth	Modulation	RB Size	RB Offset	Reduced Power [dBm]			MPR Allowed Per 3GPP [dB]	MPR [dB]
				19975 Ch. 1712.5 MHz	20175 Ch. 1732.5 MHz	20375 Ch. 1752.5 MHz		
5 MHz	QPSK	1	0	19.29	19.00	18.91	0	0
		1	12	19.41	19.07	19.04	0	0
		1	24	19.34	19.10	18.99	0	0
		12	0	19.31	19.15	18.99	0-1	0
		12	6	19.37	19.10	19.06	0-1	0
		12	11	19.37	19.13	19.03	0-1	0
		25	0	19.32	19.08	18.99	0-1	0
	16QAM	1	0	19.46	19.29	19.26	0-1	0
		1	12	19.22	19.19	19.00	0-1	0
		1	24	19.55	19.21	19.22	0-1	0
		12	0	19.36	19.13	19.02	0-2	0
		12	6	19.36	19.11	19.10	0-2	0
		12	11	19.38	19.11	19.03	0-2	0
		25	0	19.33	19.13	19.03	0-2	0
	64QAM	1	0	19.58	19.30	19.23	0-2	0
		1	12	19.65	19.43	19.37	0-2	0
		1	24	19.53	19.29	19.28	0-2	0
		12	0	19.36	19.06	19.01	0-3	0
		12	6	19.36	19.12	19.02	0-3	0
		12	11	19.32	19.14	19.02	0-3	0
		25	0	19.33	19.09	18.97	0-3	0
	256QAM	1	0	18.33	18.03	17.97	0-5	1
		1	12	18.36	18.15	18.04	0-5	1
		1	24	18.36	18.16	18.06	0-5	1
		12	0	17.71	17.48	17.43	0-5	1
		12	6	17.72	17.52	17.47	0-5	1
		12	11	17.66	17.46	17.45	0-5	1
25		0	17.74	17.54	17.43	0-5	1	

LTE FDD Band 4 _Upper _ 10 MHz Bandwidth Conducted Power

Bandwidth	Modulation	RB Size	RB Offset	Reduced Power [dBm]			MPR Allowed Per 3GPP [dB]	MPR [dB]
				20000 Ch. 1715 MHz	20175 Ch. 1732.5 MHz	20350 Ch. 1750 MHz		
10 MHz	QPSK	1	0	19.21	19.07	19.05	0	0
		1	24	19.39	19.22	19.15	0	0
		1	49	19.24	19.06	19.07	0	0
		25	0	19.26	19.08	19.05	0-1	0
		25	12	19.23	19.07	19.05	0-1	0
		25	24	19.25	19.11	19.07	0-1	0
	16QAM	50	0	19.24	19.11	19.02	0-1	0
		1	0	19.46	19.16	19.23	0-1	0
		1	24	19.37	19.28	19.23	0-1	0
		1	49	19.45	19.30	19.29	0-1	0
		25	0	19.28	19.11	19.08	0-2	0
		25	12	19.29	19.12	19.08	0-2	0
	64QAM	25	24	19.30	19.11	19.05	0-2	0
		50	0	19.27	19.07	19.02	0-2	0
		1	0	19.46	19.26	19.31	0-2	0
		1	24	19.47	19.17	19.24	0-2	0
		1	49	19.48	19.18	19.22	0-2	0
		25	0	19.20	19.09	19.04	0-3	0
	256QAM	25	12	19.21	19.09	19.08	0-3	0
		25	24	19.24	19.09	19.09	0-3	0
		50	0	19.28	19.12	19.10	0-3	0
		1	0	18.22	18.13	18.10	0-5	1
		1	24	18.31	18.06	18.09	0-5	1
		1	49	18.34	18.14	18.15	0-5	1
	25	0	17.68	17.53	17.52	0-5	1	
	25	12	17.68	17.57	17.52	0-5	1	
	25	24	17.73	17.54	17.53	0-5	1	
	50	0	17.65	17.50	17.49	0-5	1	

LTE FDD Band 4 _Upper _ 15 MHz Bandwidth Conducted Power

Bandwidth	Modulation	RB Size	RB Offset	Reduced Power [dBm]			MPR Allowed Per 3GPP [dB]	MPR [dB]
				20025 Ch. 1717.5 MHz	20175 Ch. 1732.5 MHz	20325 Ch. 1747.5 MHz		
15 MHz	QPSK	1	0	19.20	19.04	19.10	0	0
		1	36	19.25	19.08	19.19	0	0
		1	74	19.28	19.09	19.17	0	0
		36	0	19.28	19.05	19.11	0-1	0
		36	18	19.25	19.08	19.11	0-1	0
		36	39	19.25	19.08	19.13	0-1	0
		75	0	19.20	19.08	19.12	0-1	0
	16QAM	1	0	19.53	19.26	19.28	0-1	0
		1	36	19.12	18.99	18.99	0-1	0
		1	74	19.46	19.26	19.28	0-1	0
		36	0	19.21	19.07	19.14	0-2	0
		36	18	19.21	19.12	19.12	0-2	0
		36	39	19.21	19.12	19.16	0-2	0
		75	0	19.24	19.08	19.15	0-2	0
	64QAM	1	0	19.44	19.31	19.40	0-2	0
		1	36	19.43	19.36	19.53	0-2	0
		1	74	19.43	19.30	19.32	0-2	0
		36	0	19.22	19.11	19.16	0-3	0
		36	18	19.29	19.14	19.13	0-3	0
		36	39	19.26	19.14	19.16	0-3	0
		75	0	19.22	19.10	19.15	0-3	0
	256QAM	1	0	18.26	18.12	18.19	0-5	1
		1	36	18.32	18.16	18.31	0-5	1
		1	74	18.27	18.17	18.18	0-5	1
36		0	17.66	17.57	17.57	0-5	1	
36		18	17.66	17.54	17.54	0-5	1	
36		39	17.68	17.59	17.64	0-5	1	
75		0	17.68	17.55	17.59	0-5	1	

LTE FDD Band 4 _Upper _ 20 Mhz Bandwidth Conducted Power

Bandwidth	Modulation	RB Size	RB Offset	Reduced Power [dBm]	MPR Allowed Per 3GPP [dB]	MPR [dB]
				20175 Ch. 1732.5 Mhz		
20 Mhz	QPSK	1	0	19.11	0	0
		1	49	19.23	0	0
		1	99	19.08	0	0
		50	0	19.08	0-1	0
		50	25	19.08	0-1	0
		50	49	19.09	0-1	0
	100	0	19.07	0-1	0	
	16QAM	1	0	19.39	0-1	0
		1	49	19.26	0-1	0
		1	99	19.28	0-1	0
		50	0	19.12	0-2	0
		50	25	19.07	0-2	0
		50	49	19.07	0-2	0
	100	0	19.11	0-2	0	
	64QAM	1	0	19.27	0-2	0
		1	49	19.44	0-2	0
		1	99	19.44	0-2	0
		50	0	19.08	0-3	0
		50	25	19.12	0-3	0
		50	49	19.11	0-3	0
	100	0	19.06	0-3	0	
	256QAM	1	0	18.17	0-5	1
		1	49	18.15	0-5	1
		1	99	18.06	0-5	1
50		0	17.54	0-5	1	
50		25	17.51	0-5	1	
50		49	17.53	0-5	1	
100	0	17.57	0-5	1		

[LTE FDD Band 4_Upper Conducted Power_RCV (RSI 1)_ SUB2(Ant F)]

LTE FDD Band 4_Upper _ 1.4 MHz Bandwidth Conducted Power

Bandwidth	Modulation	RB Size	RB Offset	Reduced Power [dBm]			MPR Allowed Per 3GPP [dB]	MPR [dB]
				19957 Ch. 1710.7 MHz	20175 Ch. 1732.5 MHz	20393 Ch. 1754.3 MHz		
1.4 MHz	QPSK	1	0	16.72	16.44	16.33	0	0
		1	3	16.70	16.41	16.30	0	0
		1	5	16.78	16.53	16.36	0	0
		3	0	16.79	16.53	16.41	0-1	0
		3	1	16.61	16.40	16.30	0-1	0
		3	3	16.72	16.50	16.34	0-1	0
	16QAM	6	0	16.80	16.54	16.46	0-1	0
		1	0	16.99	16.72	16.63	0-1	0
		1	3	16.99	16.66	16.57	0-1	0
		1	5	17.08	16.80	16.68	0-1	0
		3	0	16.89	16.65	16.50	0-2	0
		3	1	16.91	16.67	16.57	0-2	0
	64QAM	3	3	16.84	16.60	16.52	0-2	0
		6	0	16.85	16.63	16.50	0-2	0
		1	0	16.96	16.76	16.65	0-2	0
		1	3	16.88	16.72	16.59	0-2	0
		1	5	17.00	16.83	16.60	0-2	0
		3	0	16.93	16.67	16.51	0-3	0
	256QAM	3	1	16.92	16.65	16.53	0-3	0
		3	3	16.84	16.66	16.52	0-3	0
		6	0	16.82	16.65	16.48	0-3	0
		1	0	16.62	16.45	16.28	0-5	0
		1	3	16.53	16.27	16.19	0-5	0
		1	5	16.60	16.40	16.31	0-5	0
		3	0	16.66	16.46	16.30	0-5	0
		3	1	16.56	16.35	16.27	0-5	0
		3	3	16.55	16.35	16.12	0-5	0
		6	0	16.52	16.31	16.18	0-5	0

LTE FDD Band 4 _Upper _ 3 Mhz Bandwidth Conducted Power

Bandwidth	Modulation	RB Size	RB Offset	Reduced Power [dBm]			MPR Allowed Per 3GPP [dB]	MPR [dB]
				19965 Ch. 1711.5 MHz	20175 Ch. 1732.5 MHz	20385 Ch. 1753.5 MHz		
3 MHz	QPSK	1	0	16.78	16.49	16.40	0	0
		1	7	16.85	16.55	16.45	0	0
		1	14	16.71	16.46	16.36	0	0
		8	0	16.85	16.60	16.46	0-1	0
		8	3	16.87	16.58	16.50	0-1	0
		8	7	16.87	16.58	16.49	0-1	0
	15	0	16.87	16.64	16.51	0-1	0	
	16QAM	1	0	17.08	16.77	16.73	0-1	0
		1	7	16.83	16.64	16.51	0-1	0
		1	14	17.07	16.79	16.73	0-1	0
		8	0	16.88	16.68	16.51	0-2	0
		8	3	16.92	16.68	16.55	0-2	0
		8	7	16.92	16.68	16.51	0-2	0
	15	0	16.88	16.63	16.54	0-2	0	
	64QAM	1	0	17.05	16.71	16.66	0-2	0
		1	7	17.19	16.81	16.87	0-2	0
		1	14	17.03	16.72	16.70	0-2	0
		8	0	16.88	16.64	16.50	0-3	0
		8	3	16.90	16.63	16.55	0-3	0
		8	7	16.89	16.64	16.49	0-3	0
	15	0	16.88	16.64	16.54	0-3	0	
	256QAM	1	0	16.66	16.49	16.38	0-5	0
		1	7	16.75	16.51	16.34	0-5	0
		1	14	16.69	16.37	16.24	0-5	0
		8	0	16.57	16.35	16.24	0-5	0
		8	3	16.63	16.40	16.20	0-5	0
		8	7	16.57	16.34	16.21	0-5	0
	15	0	16.58	16.33	16.22	0-5	0	

LTE FDD Band 4 _Upper _ 5 MHz Bandwidth Conducted Power

Bandwidth	Modulation	RB Size	RB Offset	Reduced Power [dBm]			MPR Allowed Per 3GPP [dB]	MPR [dB]
				19975 Ch. 1712.5 MHz	20175 Ch. 1732.5 MHz	20375 Ch. 1752.5 MHz		
5 MHz	QPSK	1	0	16.69	16.44	16.33	0	0
		1	12	16.84	16.58	16.49	0	0
		1	24	16.76	16.56	16.44	0	0
		12	0	16.78	16.53	16.44	0-1	0
		12	6	16.82	16.59	16.43	0-1	0
		12	11	16.86	16.55	16.51	0-1	0
	16QAM	25	0	16.83	16.54	16.46	0-1	0
		1	0	16.97	16.78	16.72	0-1	0
		1	12	16.95	16.62	16.70	0-1	0
		1	24	16.97	16.73	16.72	0-1	0
		12	0	16.82	16.63	16.54	0-2	0
		12	6	16.84	16.62	16.54	0-2	0
	64QAM	12	11	16.83	16.63	16.56	0-2	0
		25	0	16.81	16.64	16.49	0-2	0
		1	0	16.97	16.80	16.63	0-2	0
		1	12	17.11	16.81	16.85	0-2	0
		1	24	16.97	16.75	16.69	0-2	0
		12	0	16.82	16.59	16.55	0-3	0
	256QAM	12	6	16.88	16.62	16.53	0-3	0
		12	11	16.86	16.61	16.53	0-3	0
		25	0	16.80	16.61	16.48	0-3	0
		1	0	16.63	16.38	16.33	0-5	0
		1	12	16.67	16.45	16.30	0-5	0
		1	24	16.65	16.41	16.29	0-5	0
		12	0	16.53	16.33	16.22	0-5	0
		12	6	16.56	16.34	16.20	0-5	0
		12	11	16.48	16.27	16.15	0-5	0
		25	0	16.57	16.35	16.21	0-5	0

LTE FDD Band 4 _Upper _ 10 MHz Bandwidth Conducted Power

Bandwidth	Modulation	RB Size	RB Offset	Reduced Power [dBm]			MPR Allowed Per 3GPP [dB]	MPR [dB]
				20000 Ch. 1715 MHz	20175 Ch. 1732.5 MHz	20350 Ch. 1750 MHz		
10 MHz	QPSK	1	0	16.65	16.52	16.46	0	0
		1	24	16.78	16.61	16.60	0	0
		1	49	16.69	16.48	16.43	0	0
		25	0	16.72	16.58	16.52	0-1	0
		25	12	16.74	16.58	16.49	0-1	0
		25	24	16.76	16.58	16.51	0-1	0
	16QAM	50	0	16.76	16.61	16.55	0-1	0
		1	0	16.88	16.82	16.73	0-1	0
		1	24	16.89	16.74	16.61	0-1	0
		1	49	16.96	16.85	16.72	0-1	0
		25	0	16.75	16.62	16.57	0-2	0
		25	12	16.74	16.62	16.56	0-2	0
	64QAM	25	24	16.77	16.60	16.57	0-2	0
		50	0	16.76	16.61	16.59	0-2	0
		1	0	16.84	16.75	16.72	0-2	0
		1	24	16.77	16.67	16.67	0-2	0
		1	49	16.94	16.76	16.76	0-2	0
		25	0	16.73	16.57	16.50	0-3	0
	256QAM	25	12	16.76	16.60	16.50	0-3	0
		25	24	16.75	16.60	16.54	0-3	0
		50	0	16.81	16.64	16.54	0-3	0
		1	0	16.54	16.53	16.41	0-5	0
		1	24	16.68	16.49	16.46	0-5	0
		1	49	16.64	16.39	16.42	0-5	0
	25	0	16.48	16.36	16.31	0-5	0	
	25	12	16.49	16.37	16.32	0-5	0	
	25	24	16.50	16.35	16.30	0-5	0	
	50	0	16.48	16.29	16.27	0-5	0	

LTE FDD Band 4 _Upper _ 15 MHz Bandwidth Conducted Power

Bandwidth	Modulation	RB Size	RB Offset	Reduced Power [dBm]			MPR Allowed Per 3GPP [dB]	MPR [dB]
				20025 Ch. 1717.5 MHz	20175 Ch. 1732.5 MHz	20325 Ch. 1747.5 MHz		
15 MHz	QPSK	1	0	16.57	16.51	16.47	0	0
		1	36	16.69	16.57	16.57	0	0
		1	74	16.68	16.52	16.55	0	0
		36	0	16.70	16.60	16.57	0-1	0
		36	18	16.67	16.57	16.58	0-1	0
		36	39	16.71	16.60	16.59	0-1	0
		75	0	16.70	16.61	16.58	0-1	0
	16QAM	1	0	16.88	16.76	16.83	0-1	0
		1	36	16.66	16.60	16.64	0-1	0
		1	74	16.94	16.78	16.76	0-1	0
		36	0	16.73	16.61	16.63	0-2	0
		36	18	16.72	16.60	16.60	0-2	0
		36	39	16.75	16.61	16.62	0-2	0
		75	0	16.71	16.60	16.61	0-2	0
	64QAM	1	0	16.89	16.85	16.82	0-2	0
		1	36	17.02	16.94	16.93	0-2	0
		1	74	16.90	16.76	16.82	0-2	0
		36	0	16.73	16.61	16.62	0-3	0
		36	18	16.75	16.62	16.62	0-3	0
		36	39	16.74	16.63	16.61	0-3	0
		75	0	16.72	16.62	16.58	0-3	0
	256QAM	1	0	16.54	16.43	16.47	0-5	0
		1	36	16.56	16.49	16.50	0-5	0
		1	74	16.58	16.41	16.39	0-5	0
36		0	16.49	16.38	16.36	0-5	0	
36		18	16.44	16.35	16.37	0-5	0	
36		39	16.45	16.36	16.36	0-5	0	
75		0	16.48	16.35	16.35	0-5	0	

LTE FDD Band 4 _Upper _ 20 Mhz Bandwidth Conducted Power

Bandwidth	Modulation	RB Size	RB Offset	Reduced Power [dBm]	MPR Allowed Per 3GPP [dB]	MPR [dB]
				20175 Ch. 1732.5 Mhz		
20 Mhz	QPSK	1	0	16.53	0	0
		1	49	16.63	0	0
		1	99	16.52	0	0
		50	0	16.56	0-1	0
		50	25	16.57	0-1	0
		50	49	16.57	0-1	0
	100	0	16.57	0-1	0	
	16QAM	1	0	16.84	0-1	0
		1	49	16.77	0-1	0
		1	99	16.81	0-1	0
		50	0	16.62	0-2	0
		50	25	16.58	0-2	0
		50	49	16.60	0-2	0
	100	0	16.63	0-2	0	
	64QAM	1	0	16.76	0-2	0
		1	49	16.82	0-2	0
		1	99	16.83	0-2	0
		50	0	16.61	0-3	0
		50	25	16.63	0-3	0
		50	49	16.63	0-3	0
	100	0	16.57	0-3	0	
	256QAM	1	0	16.52	0-5	0
		1	49	16.52	0-5	0
		1	99	16.45	0-5	0
50		0	16.37	0-5	0	
50		25	16.31	0-5	0	
50		49	16.34	0-5	0	
100	0	16.35	0-5	0		

[LTE FDD Band 5 Conducted Power _ RCV (RSI 1)_ SUB1(Ant E)]

LTE FDD Band 5 _ 1.4 MHz Bandwidth Conducted Power

Bandwidth	Modulation	RB Size	RB Offset	Reduced Power [dBm]			MPR Allowed Per 3GPP [dB]	MPR [dB]
				20407 Ch. 824.7 MHz	20525 Ch. 836.5 MHz	20643 Ch. 848.3 MHz		
1.4 MHz	QPSK	1	0	19.52	19.45	19.41	0	0
		1	3	19.36	19.38	19.37	0	0
		1	5	19.52	19.44	19.46	0	0
		3	0	19.54	19.41	19.45	0	0
		3	1	19.43	19.39	19.33	0	0
		3	3	19.45	19.37	19.41	0	0
	16QAM	6	0	19.51	19.40	19.45	0-1	0
		1	0	19.77	19.61	19.62	0-1	0
		1	3	19.72	19.52	19.69	0-1	0
		1	5	19.62	19.66	19.57	0-1	0
		3	0	19.56	19.49	19.53	0-1	0
		3	1	19.54	19.55	19.55	0-1	0
	64QAM	3	3	19.54	19.53	19.50	0-1	0
		6	0	19.47	19.48	19.50	0-2	0
		1	0	19.70	19.73	19.69	0-2	0
		1	3	19.59	19.53	19.40	0-2	0
		1	5	19.73	19.61	19.64	0-2	0
		3	0	19.59	19.54	19.53	0-2	0
	256QAM	3	1	19.57	19.50	19.60	0-2	0
		3	3	19.57	19.54	19.47	0-2	0
		6	0	19.57	19.46	19.47	0-3	0
		1	0	19.59	19.48	19.59	0-5	0.5
		1	3	19.61	19.39	19.45	0-5	0.5
		1	5	19.59	19.46	19.61	0-5	0.5
	3	0	19.60	19.46	19.47	0-5	0.5	
	3	1	19.48	19.48	19.49	0-5	0.5	
	3	3	19.57	19.50	19.53	0-5	0.5	
	6	0	19.54	19.49	19.47	0-5	0.5	

LTE FDD Band 5_ 3 MHz Bandwidth Conducted Power

Bandwidth	Modulation	RB Size	RB Offset	Reduced Power [dBm]			MPR Allowed Per 3GPP [dB]	MPR [dB]
				20415 Ch. 825.5 MHz	20525 Ch. 836.5 MHz	20635 Ch. 847.5 MHz		
3 MHz	QPSK	1	0	19.54	19.50	19.50	0	0
		1	7	19.60	19.56	19.53	0	0
		1	14	19.50	19.37	19.37	0	0
		8	0	19.59	19.48	19.50	0-1	0
		8	3	19.59	19.48	19.45	0-1	0
		8	7	19.62	19.47	19.48	0-1	0
	15	0	19.62	19.48	19.52	0-1	0	
	16QAM	1	0	19.74	19.72	19.63	0-1	0
		1	7	19.58	19.60	19.31	0-1	0
		1	14	19.71	19.65	19.57	0-1	0
		8	0	19.65	19.52	19.50	0-2	0
		8	3	19.68	19.56	19.55	0-2	0
		8	7	19.62	19.49	19.54	0-2	0
	15	0	19.59	19.44	19.48	0-2	0	
	64QAM	1	0	19.80	19.57	19.72	0-2	0
		1	7	19.63	19.70	19.59	0-2	0
		1	14	19.77	19.69	19.67	0-2	0
		8	0	19.56	19.47	19.50	0-3	0
		8	3	19.55	19.49	19.45	0-3	0
		8	7	19.62	19.51	19.47	0-3	0
	15	0	19.59	19.52	19.51	0-3	0	
	256QAM	1	0	19.59	19.57	19.55	0-5	0.5
		1	7	19.56	19.56	19.44	0-5	0.5
		1	14	19.55	19.48	19.47	0-5	0.5
8		0	19.58	19.49	19.48	0-5	0.5	
8		3	19.58	19.53	19.51	0-5	0.5	
8		7	19.57	19.53	19.47	0-5	0.5	
15	0	19.57	19.51	19.46	0-5	0.5		

LTE FDD Band 5_ 5 MHz Bandwidth Conducted Power

Bandwidth	Modulation	RB Size	RB Offset	Reduced Power [dBm]			MPR Allowed Per 3GPP [dB]	MPR [dB]
				20425 Ch. 826.5 MHz	20525 Ch. 836.5 MHz	20625 Ch. 846.5 MHz		
5 MHz	QPSK	1	0	19.56	19.48	19.47	0	0
		1	12	19.64	19.53	19.54	0	0
		1	24	19.59	19.47	19.44	0	0
		12	0	19.61	19.50	19.49	0-1	0
		12	6	19.62	19.50	19.50	0-1	0
		12	11	19.63	19.49	19.46	0-1	0
		25	0	19.60	19.47	19.49	0-1	0
	16QAM	1	0	19.73	19.82	19.72	0-1	0
		1	12	19.82	19.47	19.61	0-1	0
		1	24	19.71	19.62	19.69	0-1	0
		12	0	19.64	19.54	19.52	0-2	0
		12	6	19.67	19.53	19.49	0-2	0
		12	11	19.57	19.50	19.54	0-2	0
		25	0	19.53	19.51	19.50	0-2	0
	64QAM	1	0	19.76	19.67	19.69	0-2	0
		1	12	19.70	19.59	19.69	0-2	0
		1	24	19.67	19.59	19.62	0-2	0
		12	0	19.62	19.49	19.53	0-3	0
		12	6	19.60	19.54	19.52	0-3	0
		12	11	19.61	19.51	19.56	0-3	0
		25	0	19.56	19.44	19.47	0-3	0
	256QAM	1	0	19.59	19.57	19.53	0-5	0.5
		1	12	19.57	19.48	19.63	0-5	0.5
		1	24	19.58	19.52	19.55	0-5	0.5
		12	0	19.60	19.49	19.51	0-5	0.5
12		6	19.58	19.49	19.50	0-5	0.5	
12		11	19.57	19.48	19.44	0-5	0.5	
25		0	19.56	19.47	19.47	0-5	0.5	

LTE FDD Band 5 _ 10 MHz Bandwidth Conducted Power

Bandwidth	Modulation	RB Size	RB Offset	Reduced Power [dBm]	MPR Allowed Per 3GPP [dB]	MPR [dB]
				20525 Ch. 836.5 MHz		
10 MHz	QPSK	1	0	19.58	0	0
		1	24	19.50	0	0
		1	49	19.38	0	0
		25	0	19.53	0-1	0
		25	12	19.48	0-1	0
		25	24	19.47	0-1	0
		50	0	19.49	0-1	0
	16QAM	1	0	19.76	0-1	0
		1	24	19.66	0-1	0
		1	49	19.64	0-1	0
		25	0	19.59	0-2	0
		25	12	19.53	0-2	0
		25	24	19.51	0-2	0
		50	0	19.57	0-2	0
	64QAM	1	0	19.66	0-2	0
		1	24	19.64	0-2	0
		1	49	19.56	0-2	0
		25	0	19.50	0-3	0
		25	12	19.46	0-3	0
		25	24	19.43	0-3	0
		50	0	19.48	0-3	0
	256QAM	1	0	19.55	0-5	0.5
		1	24	19.45	0-5	0.5
		1	49	19.55	0-5	0.5
		25	0	19.53	0-5	0.5
		25	12	19.58	0-5	0.5
		25	24	19.51	0-5	0.5
		50	0	19.56	0-5	0.5

[LTE FDD Band 25 Conducted Power _ Free(RSI 0), Hotspot(RSI 2) _ MAIN1(Ant A)]

LTE FDD Band 25 _ 1.4 MHz Bandwidth Conducted Power

Bandwidth	Modulation	RB Size	RB Offset	Reduced Power [dBm]			MPR Allowed Per 3GPP [dB]	MPR [dB]
				26047 Ch. 1850.7 MHz	26365 Ch. 1882.5 MHz	26683 Ch. 1914.3 MHz		
1.4 MHz	QPSK	1	0	17.17	17.26	17.24	0	0
		1	3	17.16	17.14	17.16	0	0
		1	5	17.27	17.28	17.27	0	0
		3	0	17.20	17.32	17.29	0	0
		3	1	17.11	17.08	17.11	0	0
		3	3	17.15	17.20	17.28	0	0
	16QAM	6	0	17.28	17.19	17.37	0-1	0
		1	0	17.37	17.41	17.42	0-1	0
		1	3	17.32	17.30	17.33	0-1	0
		1	5	17.49	17.47	17.47	0-1	0
		3	0	17.21	17.35	17.44	0-1	0
		3	1	17.35	17.29	17.34	0-1	0
	64QAM	3	3	17.25	17.32	17.32	0-1	0
		6	0	17.26	17.34	17.36	0-2	0
		1	0	17.27	17.39	17.27	0-2	0
		1	3	17.26	17.23	17.31	0-2	0
		1	5	17.31	17.33	17.34	0-2	0
		3	0	17.18	17.36	17.29	0-2	0
	256QAM	3	1	17.32	17.38	17.37	0-2	0
		3	3	17.16	17.26	17.28	0-2	0
		6	0	17.24	17.19	17.33	0-3	0
		1	0	17.28	17.29	17.38	0-5	0
		1	3	17.23	17.22	17.28	0-5	0
		1	5	17.28	17.29	17.35	0-5	0
		3	0	17.33	17.36	17.41	0-5	0
		3	1	17.23	17.27	17.40	0-5	0
		3	3	17.22	17.41	17.36	0-5	0
		6	0	17.25	17.29	17.41	0-5	0

LTE FDD Band 25 _ 3 MHz Bandwidth Conducted Power

Bandwidth	Modulation	RB Size	RB Offset	Reduced Power [dBm]			MPR Allowed Per 3GPP [dB]	MPR [dB]
				26055 Ch. 1851.5 MHz	26365 Ch. 1882.5 MHz	26675Ch. 1913.5 MHz		
3 MHz	QPSK	1	0	17.27	17.30	17.29	0	0
		1	7	17.32	17.37	17.34	0	0
		1	14	17.10	17.52	17.26	0	0
		8	0	17.31	17.37	17.38	0-1	0
		8	3	17.26	17.29	17.36	0-1	0
		8	7	17.24	17.28	17.41	0-1	0
		15	0	17.27	17.39	17.41	0-1	0
	16QAM	1	0	17.34	17.52	17.55	0-1	0
		1	7	17.17	17.41	17.43	0-1	0
		1	14	17.32	17.45	17.41	0-1	0
		8	0	17.31	17.37	17.41	0-2	0
		8	3	17.33	17.43	17.42	0-2	0
		8	7	17.21	17.37	17.34	0-2	0
		15	0	17.34	17.34	17.37	0-2	0
	64QAM	1	0	17.30	17.30	17.47	0-2	0
		1	7	17.42	17.48	17.46	0-2	0
		1	14	17.33	17.29	17.22	0-2	0
		8	0	17.15	17.38	17.29	0-3	0
		8	3	17.24	17.37	17.37	0-3	0
		8	7	17.29	17.33	17.31	0-3	0
		15	0	17.25	17.28	17.30	0-3	0
	256QAM	1	0	17.28	17.44	17.44	0-5	0
		1	7	17.29	17.39	17.47	0-5	0
		1	14	17.34	17.35	17.37	0-5	0
		8	0	17.25	17.27	17.34	0-5	0
		8	3	17.33	17.31	17.38	0-5	0
		8	7	17.26	17.25	17.37	0-5	0
		15	0	17.23	17.29	17.40	0-5	0

LTE FDD Band 25 _ 5 MHz Bandwidth Conducted Power

Bandwidth	Modulation	RB Size	RB Offset	Reduced Power [dBm]			MPR Allowed Per 3GPP [dB]	MPR [dB]
				26065 Ch. 1852.5 MHz	26365 Ch. 1882.5 MHz	26665 Ch. 1912.5 MHz		
5 MHz	QPSK	1	0	17.12	17.26	17.31	0	0
		1	12	17.32	17.36	17.35	0	0
		1	24	17.16	17.25	17.28	0	0
		12	0	17.27	17.32	17.39	0-1	0
		12	6	17.22	17.28	17.38	0-1	0
		12	11	17.22	17.41	17.43	0-1	0
		25	0	17.31	17.37	17.43	0-1	0
	16QAM	1	0	17.33	17.54	17.53	0-1	0
		1	12	17.19	17.20	17.09	0-1	0
		1	24	17.24	17.47	17.50	0-1	0
		12	0	17.30	17.38	17.41	0-2	0
		12	6	17.22	17.34	17.34	0-2	0
		12	11	17.36	17.31	17.34	0-2	0
		25	0	17.31	17.37	17.36	0-2	0
	64QAM	1	0	17.32	17.42	17.46	0-2	0
		1	12	17.48	17.57	17.55	0-2	0
		1	24	17.25	17.34	17.53	0-2	0
		12	0	17.24	17.29	17.28	0-3	0
		12	6	17.29	17.34	17.32	0-3	0
		12	11	17.20	17.31	17.28	0-3	0
		25	0	17.29	17.32	17.38	0-3	0
	256QAM	1	0	17.29	17.42	17.39	0-5	0
		1	12	17.39	17.30	17.47	0-5	0
		1	24	17.39	17.44	17.39	0-5	0
		12	0	17.34	17.36	17.41	0-5	0
		12	6	17.27	17.30	17.40	0-5	0
		12	11	17.22	17.34	17.33	0-5	0
		25	0	17.27	17.31	17.33	0-5	0

LTE FDD Band 25 _ 10 MHz Bandwidth Conducted Power

Bandwidth	Modulation	RB Size	RB Offset	Reduced Power [dBm]			MPR Allowed Per 3GPP [dB]	MPR [dB]
				26090 Ch. 1855 MHz	26365 Ch. 1882.5 MHz	26640 Ch. 1910 MHz		
10 MHz	QPSK	1	0	17.29	17.32	17.32	0	0
		1	24	17.33	17.29	17.41	0	0
		1	49	17.18	17.27	17.27	0	0
		25	0	17.33	17.37	17.38	0-1	0
		25	12	17.37	17.37	17.38	0-1	0
		25	24	17.30	17.43	17.43	0-1	0
		50	0	17.35	17.38	17.49	0-1	0
	16QAM	1	0	17.32	17.51	17.53	0-1	0
		1	24	17.27	17.43	17.42	0-1	0
		1	49	17.41	17.48	17.42	0-1	0
		25	0	17.29	17.41	17.45	0-2	0
		25	12	17.25	17.37	17.42	0-2	0
		25	24	17.27	17.33	17.43	0-2	0
		50	0	17.40	17.36	17.47	0-2	0
	64QAM	1	0	17.40	17.48	17.50	0-2	0
		1	24	17.37	17.52	17.55	0-2	0
		1	49	17.46	17.41	17.52	0-2	0
		25	0	17.33	17.29	17.29	0-3	0
		25	12	17.29	17.35	17.42	0-3	0
		25	24	17.29	17.31	17.30	0-3	0
		50	0	17.35	17.43	17.40	0-3	0
	256QAM	1	0	17.41	17.49	17.38	0-5	0
		1	24	17.31	17.40	17.50	0-5	0
		1	49	17.13	17.34	17.45	0-5	0
25		0	17.28	17.34	17.35	0-5	0	
25		12	17.26	17.35	17.37	0-5	0	
25		24	17.33	17.38	17.42	0-5	0	
50		0	17.29	17.30	17.33	0-5	0	

LTE FDD Band 25 _ 15 MHz Bandwidth Conducted Power

Bandwidth	Modulation	RB Size	RB Offset	Reduced Power [dBm]			MPR Allowed Per 3GPP [dB]	MPR [dB]
				26115 Ch. 1857.5 MHz	26365 Ch. 1882.5 MHz	26615 Ch. 1907.5 MHz		
15 MHz	QPSK	1	0	17.19	17.33	17.38	0	0
		1	36	17.35	17.52	17.52	0	0
		1	74	17.24	17.25	17.29	0	0
		36	0	17.26	17.38	17.45	0-1	0
		36	18	17.27	17.42	17.44	0-1	0
		36	39	17.29	17.37	17.43	0-1	0
		75	0	17.32	17.41	17.45	0-1	0
	16QAM	1	0	17.37	17.56	17.41	0-1	0
		1	36	16.88	17.36	17.44	0-1	0
		1	74	17.28	17.43	17.51	0-1	0
		36	0	17.27	17.38	17.37	0-2	0
		36	18	17.25	17.36	17.41	0-2	0
		36	39	17.29	17.32	17.31	0-2	0
		75	0	17.26	17.33	17.38	0-2	0
	64QAM	1	0	17.47	17.56	17.41	0-2	0
		1	36	17.50	17.47	17.54	0-2	0
		1	74	17.33	17.34	17.47	0-2	0
		36	0	17.32	17.39	17.45	0-3	0
		36	18	17.25	17.34	17.35	0-3	0
		36	39	17.24	17.30	17.36	0-3	0
		75	0	17.22	17.36	17.37	0-3	0
	256QAM	1	0	17.45	17.55	17.42	0-5	0
		1	36	17.37	17.46	17.57	0-5	0
		1	74	17.27	17.43	17.47	0-5	0
		36	0	17.33	17.42	17.36	0-5	0
		36	18	17.32	17.31	17.33	0-5	0
		36	39	17.26	17.40	17.33	0-5	0
		75	0	17.35	17.35	17.38	0-5	0

LTE FDD Band 25 _ 20 Mhz Bandwidth Conducted Power

Bandwidth	Modulation	RB Size	RB Offset	Reduced Power [dBm]			MPR Allowed Per 3GPP [dB]	MPR [dB]
				26140 Ch. 1860 MHz	26365 Ch. 1882.5 MHz	26590 Ch. 1905 MHz		
20 Mhz	QPSK	1	0	17.27	17.34	17.45	0	0
		1	49	17.28	17.37	17.37	0	0
		1	99	17.17	17.28	17.31	0	0
		50	0	17.44	17.48	17.49	0-1	0
		50	25	17.41	17.42	17.43	0-1	0
		50	49	17.36	17.39	17.47	0-1	0
		100	0	17.32	17.43	17.46	0-1	0
	16QAM	1	0	17.57	17.55	17.57	0-1	0
		1	49	17.22	17.30	17.34	0-1	0
		1	99	17.48	17.42	17.45	0-1	0
		50	0	17.45	17.48	17.48	0-2	0
		50	25	17.38	17.42	17.45	0-2	0
		50	49	17.39	17.43	17.42	0-2	0
		100	0	17.28	17.37	17.33	0-2	0
	64QAM	1	0	17.51	17.66	17.45	0-2	0
		1	49	17.47	17.44	17.48	0-2	0
		1	99	17.42	17.33	17.50	0-2	0
		50	0	17.32	17.46	17.45	0-3	0
		50	25	17.34	17.42	17.44	0-3	0
		50	49	17.36	17.40	17.35	0-3	0
		100	0	17.27	17.38	17.40	0-3	0
	256QAM	1	0	17.44	17.59	17.58	0-5	0
		1	49	17.42	17.39	17.43	0-5	0
		1	99	17.39	17.41	17.40	0-5	0
50		0	17.29	17.34	17.45	0-5	0	
50		25	17.33	17.32	17.31	0-5	0	
50		49	17.33	17.33	17.28	0-5	0	
100		0	17.30	17.37	17.35	0-5	0	

[LTE FDD Band 26 Conducted Power _ RCV (RSI 1)_SUB1(Ant E)]

LTE FDD Band 26 _ 1.4 MHz Bandwidth Conducted Power

Bandwidth	Modulation	RB Size	RB Offset	Reduced Power [dBm]			MPR Allowed Per 3GPP [dB]	MPR [dB]
				26697 Ch. 814.7 MHz	26865 Ch. 831.5 MHz	27033 Ch. 848.3 MHz		
1.4 MHz	QPSK	1	0	19.48	19.52	19.38	0	0
		1	3	19.39	19.43	19.31	0	0
		1	5	19.50	19.53	19.39	0	0
		3	0	19.50	19.50	19.33	0	0
		3	1	19.39	19.45	19.23	0	0
		3	3	19.43	19.44	19.40	0	0
		6	0	19.48	19.46	19.38	0-1	0
	16QAM	1	0	19.76	19.74	19.57	0-1	0
		1	3	19.72	19.64	19.49	0-1	0
		1	5	19.70	19.70	19.59	0-1	0
		3	0	19.56	19.59	19.48	0-1	0
		3	1	19.51	19.52	19.46	0-1	0
		3	3	19.56	19.57	19.45	0-1	0
		6	0	19.57	19.54	19.46	0-2	0
	64QAM	1	0	19.62	19.70	19.54	0-2	0
		1	3	19.56	19.56	19.48	0-2	0
		1	5	19.65	19.66	19.61	0-2	0
		3	0	19.58	19.50	19.43	0-2	0
		3	1	19.59	19.56	19.40	0-2	0
		3	3	19.55	19.56	19.41	0-2	0
		6	0	19.51	19.49	19.41	0-3	0
	256QAM	1	0	19.08	19.06	18.98	0-5	0.5
		1	3	19.02	19.02	18.90	0-5	0.5
		1	5	19.07	19.09	18.97	0-5	0.5
		3	0	19.03	19.03	19.00	0-5	0.5
		3	1	18.95	19.02	18.90	0-5	0.5
		3	3	19.03	19.07	18.95	0-5	0.5
		6	0	19.02	19.01	18.95	0-5	0.5

LTE FDD Band 26 _ 3 MHz Bandwidth Conducted Power

Bandwidth	Modulation	RB Size	RB Offset	Reduced Power [dBm]			MPR Allowed Per 3GPP [dB]	MPR [dB]
				26705 Ch. 815.5 MHz	26865 Ch. 831.5 MHz	27025 Ch. 847.5 MHz		
3 MHz	QPSK	1	0	19.51	19.58	19.45	0	0
		1	7	19.56	19.60	19.48	0	0
		1	14	19.45	19.50	19.37	0	0
		8	0	19.51	19.56	19.45	0-1	0
		8	3	19.52	19.57	19.50	0-1	0
		8	7	19.54	19.56	19.43	0-1	0
		15	0	19.58	19.58	19.50	0-1	0
	16QAM	1	0	19.77	19.71	19.59	0-1	0
		1	7	19.64	19.66	19.60	0-1	0
		1	14	19.76	19.73	19.56	0-1	0
		8	0	19.58	19.58	19.50	0-2	0
		8	3	19.62	19.64	19.55	0-2	0
		8	7	19.62	19.63	19.48	0-2	0
		15	0	19.53	19.56	19.44	0-2	0
	64QAM	1	0	19.72	19.75	19.55	0-2	0
		1	7	19.71	19.72	19.54	0-2	0
		1	14	19.74	19.65	19.51	0-2	0
		8	0	19.53	19.50	19.45	0-3	0
		8	3	19.57	19.57	19.43	0-3	0
		8	7	19.57	19.58	19.42	0-3	0
		15	0	19.60	19.57	19.44	0-3	0
	256QAM	1	0	19.10	19.17	18.99	0-5	0.5
		1	7	19.14	19.17	19.08	0-5	0.5
		1	14	19.07	19.13	18.95	0-5	0.5
		8	0	19.06	19.07	18.93	0-5	0.5
		8	3	19.07	19.10	18.99	0-5	0.5
		8	7	19.07	19.04	18.94	0-5	0.5
15		0	19.03	19.06	18.90	0-5	0.5	

LTE FDD Band 26 _ 5 MHz Bandwidth Conducted Power

Bandwidth	Modulation	RB Size	RB Offset	Reduced Power [dBm]			MPR Allowed Per 3GPP [dB]	MPR [dB]
				26715 Ch. 816.5 MHz	26865 Ch. 831.5 MHz	27015 Ch. 846.5 MHz		
5 MHz	QPSK	1	0	19.52	19.52	19.42	0	0
		1	12	19.57	19.64	19.50	0	0
		1	24	19.52	19.52	19.41	0	0
		12	0	19.59	19.57	19.44	0-1	0
		12	6	19.57	19.59	19.42	0-1	0
		12	11	19.60	19.60	19.45	0-1	0
		25	0	19.60	19.60	19.43	0-1	0
	16QAM	1	0	19.75	19.75	19.76	0-1	0
		1	12	19.61	19.54	19.51	0-1	0
		1	24	19.70	19.64	19.58	0-1	0
		12	0	19.61	19.60	19.50	0-2	0
		12	6	19.57	19.58	19.46	0-2	0
		12	11	19.56	19.55	19.48	0-2	0
		25	0	19.61	19.59	19.44	0-2	0
	64QAM	1	0	19.81	19.75	19.63	0-2	0
		1	12	19.69	19.68	19.62	0-2	0
		1	24	19.71	19.68	19.59	0-2	0
		12	0	19.58	19.59	19.46	0-3	0
		12	6	19.57	19.58	19.48	0-3	0
		12	11	19.56	19.57	19.45	0-3	0
		25	0	19.55	19.56	19.42	0-3	0
	256QAM	1	0	19.12	19.10	19.05	0-5	0.5
		1	12	19.16	19.11	19.05	0-5	0.5
		1	24	19.10	19.02	19.03	0-5	0.5
		12	0	19.04	19.08	18.93	0-5	0.5
		12	6	19.05	19.06	18.94	0-5	0.5
		12	11	19.03	19.07	18.95	0-5	0.5
25		0	19.03	19.07	18.92	0-5	0.5	

LTE FDD Band 26 _ 10 MHz Bandwidth Conducted Power

Bandwidth	Modulation	RB Size	RB Offset	Reduced Power [dBm]			MPR Allowed Per 3GPP [dB]	MPR [dB]
				26740 Ch. 819 MHz	26865 Ch. 831.5 MHz	26990 Ch. 844 MHz		
10 MHz	QPSK	1	0	19.64	19.64	19.57	0	0
		1	24	19.58	19.55	19.49	0	0
		1	49	19.48	19.49	19.42	0	0
		25	0	19.65	19.61	19.56	0-1	0
		25	12	19.60	19.58	19.49	0-1	0
		25	24	19.57	19.58	19.51	0-1	0
	16QAM	1	0	19.87	19.76	19.68	0-1	0
		1	24	19.71	19.66	19.61	0-1	0
		1	49	19.67	19.68	19.65	0-1	0
		25	0	19.67	19.60	19.55	0-2	0
		25	12	19.61	19.59	19.54	0-2	0
		25	24	19.62	19.56	19.50	0-2	0
	64QAM	1	0	19.64	19.61	19.55	0-2	0
		1	24	19.88	19.78	19.77	0-2	0
		1	49	19.81	19.70	19.65	0-2	0
		1	49	19.76	19.73	19.63	0-2	0
		25	0	19.62	19.57	19.54	0-3	0
		25	12	19.63	19.55	19.50	0-3	0
	256QAM	25	24	19.58	19.53	19.48	0-3	0
		25	24	19.62	19.62	19.53	0-3	0
		1	0	19.25	19.21	19.08	0-5	0.5
		1	24	19.14	19.08	19.02	0-5	0.5
		1	49	19.12	19.12	19.06	0-5	0.5
		25	0	19.15	19.08	19.03	0-5	0.5
256QAM	25	12	19.10	19.04	19.01	0-5	0.5	
	25	24	19.10	19.03	18.99	0-5	0.5	
	50	0	19.13	19.07	19.02	0-5	0.5	

LTE FDD Band 26 _ 15 MHz Bandwidth Conducted Power

Bandwidth	Modulation	RB Size	RB Offset	Reduced Power [dBm]		MPR Allowed Per 3GPP [dB]	MPR [dB]
				26865 Ch. 831.5 MHz			
15 MHz	QPSK	1	0	19.70	0	0	
		1	36	19.55	0	0	
		1	74	19.49	0	0	
		36	0	19.71	0-1	0	
		36	18	19.54	0-1	0	
		36	39	19.55	0-1	0	
		75	0	19.58	0-1	0	
	16QAM	1	0	19.87	0-1	0	
		1	36	19.63	0-1	0	
		1	74	19.63	0-1	0	
		36	0	19.63	0-2	0	
		36	18	19.55	0-2	0	
		36	39	19.52	0-2	0	
		75	0	19.55	0-2	0	
	64QAM	1	0	19.85	0-2	0	
		1	36	19.74	0-2	0	
		1	74	19.70	0-2	0	
		36	0	19.63	0-3	0	
		36	18	19.57	0-3	0	
		36	39	19.55	0-3	0	
		75	0	19.56	0-3	0	
	256QAM	1	0	19.29	0-5	0.5	
		1	36	19.07	0-5	0.5	
		1	74	19.08	0-5	0.5	
36		0	19.16	0-5	0.5		
36		18	19.10	0-5	0.5		
36		39	19.06	0-5	0.5		
75		0	19.08	0-5	0.5		

[LTE TDD Band 41 Power Class 3_Conducted Power _ Free(RSI 0), Hotspot(RSI 2) _ MAIN2(Ant B)]

LTE TDD Band 41 _ 5 MHz Bandwidth Conducted Power - Power Class 3

Band width	Modulation	RB Size	RB Offset	Reduced Power [dBm]					MPR Allowed Per GPP [dB]	MPR [dB]	
				39750 Ch. 2506.0 MHz	40185 Ch. 2549.5 MHz	40620 Ch. 2593.0 MHz	41055 Ch. 2636.5 MHz	41490 Ch. 2680.0 MHz			
5 MHz	QPSK	1	0	21.02	21.41	21.54	21.89	21.67	0	0	
		1	12	21.13	21.58	21.66	21.71	21.76	0	0	
		1	24	21.04	21.41	21.54	21.93	21.72	0	0	
		12	0	20.45	20.84	20.96	21.37	21.15	0-1	0	
		12	6	20.47	20.83	20.96	21.37	21.14	0-1	0	
		12	11	20.42	20.85	20.97	21.37	21.12	0-1	0	
	16QAM	25	0	20.47	20.82	20.95	21.41	21.12	0-1	0	
		1	0	20.35	20.86	20.92	21.15	21.07	0-1	0	
		1	12	20.22	20.71	20.80	21.03	21.05	0-1	0	
		1	24	20.33	20.80	20.87	21.17	21.05	0-1	0	
		12	0	20.19	20.31	20.42	20.84	20.60	0-2	0.5	
		12	6	20.19	20.32	20.44	20.83	20.59	0-2	0.5	
	64QAM	12	11	20.09	20.29	20.48	20.81	20.57	0-2	0.5	
		25	0	20.08	20.28	20.48	20.87	20.58	0-2	0.5	
		1	0	20.07	20.41	20.59	20.81	20.76	0-2	0.5	
		1	12	20.24	20.45	20.73	20.98	20.87	0-2	0.5	
		1	24	20.05	20.36	20.57	20.78	20.70	0-2	0.5	
		12	0	19.48	19.79	20.00	20.38	20.14	0-3	1.5	
	256QAM	12	6	19.49	19.80	19.98	20.39	20.19	0-3	1.5	
		12	11	19.46	19.79	19.94	20.36	20.20	0-3	1.5	
		25	0	19.48	19.78	20.00	20.33	20.12	0-3	1.5	
		1	0	17.42	17.86	17.90	17.99	17.73	0-5	3.5	
		1	12	17.52	17.84	18.04	18.03	17.72	0-5	3.5	
		1	24	17.42	17.77	17.90	18.01	17.70	0-5	3.5	
		256QAM	12	0	17.52	17.87	18.04	18.36	18.18	0-5	3.5
			12	6	17.58	17.85	18.01	18.33	18.16	0-5	3.5
			12	11	17.52	17.85	17.97	18.29	18.14	0-5	3.5
			25	0	17.61	17.90	18.00	18.38	18.15	0-5	3.5

LTE TDD Band 41 _ 10 MHz Bandwidth Conducted Power - Power Class 3

Band width	Modulation	RB Size	RB Offset	Reduced Power [dBm]					MPR Allowed Per 3GPP [dB]	MPR [dB]
				39750 Ch. 2506.0 MHz	40185 Ch. 2549.5 MHz	40620 Ch. 2593.0 MHz	41055 Ch. 2636.5 MHz	41490 Ch. 2680.0 MHz		
10 MHz	QPSK	1	0	21.12	21.51	21.63	21.89	21.81	0	0
		1	24	21.26	21.62	21.75	21.82	21.94	0	0
		1	49	21.07	21.39	21.53	21.91	21.69	0	0
		25	0	20.55	20.87	21.04	21.44	21.17	0-1	0
		25	12	20.52	20.84	21.01	21.44	21.15	0-1	0
		25	24	20.53	20.84	21.01	21.41	21.16	0-1	0
	16QAM	50	0	20.55	20.87	21.04	21.46	21.14	0-1	0
		1	0	20.50	20.84	20.88	21.41	21.22	0-1	0
		1	24	20.31	20.68	20.78	21.17	21.10	0-1	0
		1	49	20.43	20.79	20.86	21.28	21.14	0-1	0
		25	0	20.02	20.36	20.51	20.92	20.63	0-2	0.5
		25	12	20.00	20.35	20.47	20.89	20.66	0-2	0.5
	64QAM	25	24	20.00	20.31	20.46	20.89	20.64	0-2	0.5
		50	0	20.05	20.34	20.53	20.93	20.67	0-2	0.5
		1	0	20.09	20.62	20.68	20.96	20.63	0-2	0.5
		1	24	20.08	20.62	20.65	20.91	20.70	0-2	0.5
		1	49	20.11	20.57	20.65	20.88	20.63	0-2	0.5
		25	0	19.54	19.89	19.98	20.39	20.14	0-3	1.5
	256QAM	25	12	19.51	19.85	19.97	20.36	20.10	0-3	1.5
		25	24	19.53	19.84	19.95	20.36	20.10	0-3	1.5
		50	0	19.57	19.92	20.03	20.47	20.20	0-3	1.5
		1	0	17.39	17.73	17.82	18.06	17.81	0-5	3.5
		1	24	17.36	17.75	17.83	17.98	17.81	0-5	3.5
		1	49	17.32	17.65	17.82	17.98	17.82	0-5	3.5
		25	0	17.56	17.93	18.04	18.46	18.25	0-5	3.5
		25	12	17.56	17.88	18.03	18.42	18.21	0-5	3.5
		25	24	17.53	17.88	17.99	18.40	18.19	0-5	3.5
		50	0	17.57	17.91	18.05	18.47	18.24	0-5	3.5

LTE TDD Band 41 _ 15 MHz Bandwidth Conducted Power - Power Class 3

Band width	Modulation	RB Size	RB Offset	Reduced Power [dBm]					MPR Allowed Per 3GPP [dB]	MPR [dB]
				39750 Ch. 2506.0 MHz	40185 Ch. 2549.5 MHz	40620 Ch. 2593.0 MHz	41055 Ch. 2636.5 MHz	41490 Ch. 2680.0 MHz		
15 MHz	QPSK	1	0	21.08	21.58	21.60	21.98	21.79	0	0
		1	36	21.18	21.58	21.66	21.92	21.87	0	0
		1	74	21.12	21.51	21.57	21.98	21.73	0	0
		36	0	20.55	20.97	21.05	21.46	21.20	0-1	0
		36	18	20.55	20.96	21.02	21.43	21.19	0-1	0
		36	39	20.54	20.91	21.04	21.43	21.17	0-1	0
		75	0	20.53	20.93	21.10	21.44	21.13	0-1	0
	16QAM	1	0	20.47	20.91	20.91	21.40	21.10	0-1	0
		1	36	20.46	20.88	20.93	21.32	21.11	0-1	0
		1	74	20.46	20.80	20.92	21.32	21.03	0-1	0
		36	0	20.03	20.44	20.59	20.93	20.62	0-2	0.5
		36	18	20.01	20.39	20.55	20.91	20.59	0-2	0.5
		36	39	20.01	20.37	20.54	20.89	20.59	0-2	0.5
		75	0	20.04	20.42	20.56	20.91	20.66	0-2	0.5
	64QAM	1	0	20.08	20.51	20.60	20.88	20.63	0-2	0.5
		1	36	20.25	20.49	20.81	21.03	20.68	0-2	0.5
		1	74	20.06	20.45	20.58	20.83	20.55	0-2	0.5
		36	0	19.54	19.96	20.10	20.43	20.18	0-3	1.5
		36	18	19.53	19.94	20.08	20.41	20.19	0-3	1.5
		36	39	19.53	19.90	20.05	20.39	20.16	0-3	1.5
		75	0	19.54	19.95	20.08	20.42	20.15	0-3	1.5
	256QAM	1	0	17.46	17.79	17.87	17.97	17.73	0-5	3.5
		1	36	17.41	17.56	17.86	17.97	17.70	0-5	3.5
		1	74	17.39	17.60	17.78	17.92	17.66	0-5	3.5
		36	0	17.55	18.01	18.10	18.44	18.19	0-5	3.5
		36	18	17.53	17.96	18.06	18.43	18.19	0-5	3.5
		36	39	17.53	17.94	18.05	18.40	18.20	0-5	3.5
		75	0	17.52	17.93	18.05	18.39	18.17	0-5	3.5

LTE TDD Band 41 _ 20 MHz Bandwidth Conducted Power - Power Class 3

Band width	Modulation	RB Size	RB Offset	Reduced Power [dBm]					MPR Allowed Per 3GPP [dB]	MPR [dB]
				39750 Ch. 2506.0 MHz	40185 Ch. 2549.5 MHz	40620 Ch. 2593.0 MHz	41055 Ch. 2636.5 MHz	41490 Ch. 2680.0 MHz		
20 MHz	QPSK	1	0	21.21	21.62	21.74	21.85	21.85	0	0
		1	49	21.33	21.68	21.82	21.94	21.92	0	0
		1	99	21.15	21.43	21.60	21.92	21.70	0	0
		50	0	20.64	21.01	21.16	21.50	21.18	0-1	0
		50	25	20.62	20.96	21.12	21.47	21.15	0-1	0
		50	49	20.62	20.94	21.10	21.45	21.14	0-1	0
	16QAM	100	0	20.62	20.92	21.10	21.45	21.16	0-1	0
		1	0	20.50	20.81	20.84	21.35	21.14	0-1	0
		1	49	20.26	20.64	20.69	21.19	21.00	0-1	0
		1	99	20.54	20.66	20.79	21.23	21.07	0-1	0
		50	0	20.14	20.46	20.64	20.94	20.69	0-2	0.5
		50	25	20.11	20.45	20.59	20.95	20.65	0-2	0.5
	64QAM	50	49	20.11	20.42	20.57	20.92	20.64	0-2	0.5
		100	0	20.15	20.48	20.62	20.97	20.68	0-2	0.5
		1	0	20.15	20.56	20.58	21.03	20.72	0-2	0.5
		1	49	20.19	20.56	20.59	20.98	20.78	0-2	0.5
		1	99	20.09	20.36	20.51	20.89	20.62	0-2	0.5
		50	0	19.69	20.02	20.16	20.50	20.21	0-3	1.5
	256QAM	50	25	19.66	19.97	20.12	20.47	20.18	0-3	1.5
		50	49	19.64	19.94	20.09	20.45	20.15	0-3	1.5
		100	0	19.61	19.93	20.07	20.44	20.13	0-3	1.5
		1	0	17.44	17.78	17.86	18.05	17.85	0-5	3.5
		1	49	17.48	17.73	17.76	17.95	17.81	0-5	3.5
		1	99	17.42	17.60	17.73	17.93	17.68	0-5	3.5
	256QAM	50	0	17.69	18.03	18.16	18.52	18.26	0-5	3.5
		50	25	17.66	17.98	18.11	18.49	18.22	0-5	3.5
		50	49	17.64	17.94	18.08	18.46	18.25	0-5	3.5
		100	0	17.58	17.91	18.05	18.41	18.19	0-5	3.5

Note; LTE Band 41 has 5 required test channels per FCC KDB 447498 D04v01.

[LTE TDD Band 41_ Power Class 2 Conducted Power_ Free(RSI 0), Hotspot(RSI 2) _ MAIN2(Ant B)]

LTE TDD Band 41 _ 5 Mhz Bandwidth Conducted Power - Power Class 2

Band width	Modulation	RB Size	RB Offset	Reduced Power [dBm]					MPR Allowed Per GPP [dB]	MPR [dB]
				39750 Ch. 2506.0 Mhz	40185 Ch. 2549.5 Mhz	40620 Ch. 2593.0 Mhz	41055 Ch. 2636.5 Mhz	41490 Ch. 2680.0 Mhz		
5 Mhz	QPSK	1	0	23.09	23.52	23.66	23.93	23.72	0	0
		1	12	23.31	23.60	23.74	24.14	23.89	0	0
		1	24	23.10	23.46	23.65	23.92	23.71	0	0
		12	0	23.10	23.50	23.67	23.97	23.74	0-1	0
		12	6	23.11	23.51	23.65	23.98	23.73	0-1	0
		12	11	23.15	23.54	23.68	24.00	23.75	0-1	0
		25	0	23.09	23.47	23.62	23.93	23.67	0-1	0
	16QAM	1	0	23.37	24.00	23.80	23.88	23.73	0-1	0
		1	12	23.39	24.21	23.75	24.33	23.76	0-1	0
		1	24	23.37	23.97	23.63	24.17	23.71	0-1	0
		12	0	23.08	23.45	23.61	23.93	23.73	0-2	0.1
		12	6	23.07	23.46	23.58	23.90	23.75	0-2	0.1
		12	11	23.06	23.48	23.55	23.88	23.74	0-2	0.1
		25	0	23.09	23.44	23.57	23.95	23.67	0-2	0.1
	64QAM	1	0	23.32	23.66	23.87	24.25	24.09	0-2	0.1
		1	12	23.24	23.01	23.19	23.73	23.78	0-2	0.1
		1	24	23.32	23.67	23.86	24.13	24.12	0-2	0.1
		12	0	23.05	22.91	23.16	23.45	23.29	0-3	1.1
		12	6	23.03	22.90	23.13	23.47	23.26	0-3	1.1
		12	11	23.04	22.92	23.15	23.45	23.24	0-3	1.1
		25	0	23.02	22.97	23.15	23.43	23.18	0-3	1.1
	256QAM	1	0	20.62	20.90	21.01	21.13	20.88	0-5	3.1
		1	12	20.31	20.57	20.68	20.85	20.58	0-5	3.1
		1	24	20.64	20.87	20.96	21.14	20.90	0-5	3.1
		12	0	20.67	21.09	21.17	21.39	21.28	0-5	3.1
12		6	20.70	21.07	21.14	21.36	21.34	0-5	3.1	
12		11	20.70	21.07	21.15	21.36	21.30	0-5	3.1	
25		0	20.69	21.09	21.19	21.30	21.29	0-5	3.1	

LTE TDD Band 41 _ 10 MHz Bandwidth Conducted Power - Power Class 2

Band width	Modulation	RB Size	RB Offset	Reduced Power [dBm]					MPR Allowed Per 3GPP [dB]	MPR [dB]
				39750 Ch. 2506.0 MHz	40185 Ch. 2549.5 MHz	40620 Ch. 2593.0 MHz	41055 Ch. 2636.5 MHz	41490 Ch. 2680.0 MHz		
10 MHz	QPSK	1	0	23.03	23.56	23.69	23.98	23.77	0	0
		1	24	22.83	23.54	23.64	23.94	23.78	0	0
		1	49	23.04	23.48	23.64	23.93	23.71	0	0
		25	0	23.04	23.54	23.67	23.97	23.70	0-1	0
		25	12	23.02	23.50	23.64	23.96	23.68	0-1	0
		25	24	23.04	23.49	23.65	23.94	23.69	0-1	0
	16QAM	50	0	23.08	23.57	23.72	24.05	23.73	0-1	0
		1	0	22.88	23.69	23.82	24.15	23.51	0-1	0
		1	24	23.12	23.92	24.05	24.38	24.18	0-1	0
		1	49	22.87	23.59	23.76	24.07	23.85	0-1	0
		25	0	23.10	23.55	23.71	23.95	23.75	0-2	0.1
		25	12	23.06	23.52	23.71	23.94	23.76	0-2	0.1
	64QAM	25	24	23.07	23.54	23.69	23.94	23.73	0-2	0.1
		50	0	23.09	23.55	23.68	23.97	23.75	0-2	0.1
		1	0	23.59	24.07	24.00	24.14	23.99	0-2	0.1
		1	24	23.58	23.88	23.68	24.05	24.26	0-2	0.1
		1	49	23.55	23.94	23.77	24.06	23.96	0-2	0.1
		25	0	22.57	23.00	23.09	23.46	23.22	0-3	1.1
	256QAM	25	12	22.57	22.97	23.07	23.43	23.20	0-3	1.1
		25	24	22.56	22.97	23.07	23.42	23.18	0-3	1.1
		50	0	22.63	23.06	23.21	23.47	23.25	0-3	1.1
		1	0	20.56	21.09	20.93	21.20	20.93	0-5	3.1
		1	24	20.74	21.18	21.07	21.36	21.06	0-5	3.1
		1	49	20.55	20.99	20.87	21.17	20.92	0-5	3.1
	25	0	20.71	21.11	21.20	21.45	21.33	0-5	3.1	
	25	12	20.64	21.09	21.17	21.41	21.32	0-5	3.1	
	25	24	20.66	21.06	21.17	21.40	21.33	0-5	3.1	
	50	0	20.69	21.08	21.22	21.44	21.33	0-5	3.1	

LTE TDD Band 41 _ 15 MHz Bandwidth Conducted Power - Power Class 2

Band width	Modulation	RB Size	RB Offset	Reduced Power [dBm]					MPR Allowed Per 3GPP [dB]	MPR [dB]
				39750 Ch. 2506.0 MHz	40185 Ch. 2549.5 MHz	40620 Ch. 2593.0 MHz	41055 Ch. 2636.5 MHz	41490 Ch. 2680.0 MHz		
15 MHz	QPSK	1	0	23.12	23.59	23.71	24.01	23.79	0	0
		1	36	23.22	23.71	23.71	24.14	23.90	0	0
		1	74	23.12	23.49	23.64	23.94	23.72	0	0
		36	0	23.14	23.58	23.73	24.04	23.80	0-1	0
		36	18	23.13	23.53	23.70	24.02	23.76	0-1	0
		36	39	23.13	23.52	23.68	24.00	23.77	0-1	0
		75	0	23.14	23.54	23.70	24.03	23.79	0-1	0
	16QAM	1	0	22.97	23.68	23.83	24.20	23.97	0-1	0
		1	36	22.93	23.72	23.96	24.24	24.15	0-1	0
		1	74	23.00	23.57	23.78	24.12	23.91	0-1	0
		36	0	23.12	23.56	23.66	24.01	23.72	0-2	0.1
		36	18	23.11	23.54	23.64	23.97	23.71	0-2	0.1
		36	39	23.10	23.51	23.61	23.97	23.68	0-2	0.1
	64QAM	75	0	23.17	23.55	23.66	23.99	23.75	0-2	0.1
		1	0	23.48	23.99	24.16	24.30	23.88	0-2	0.1
		1	36	23.07	23.51	23.73	23.56	23.41	0-2	0.1
		1	74	23.51	23.90	24.13	24.23	23.81	0-2	0.1
		36	0	22.62	23.12	23.17	23.43	23.24	0-3	1.1
		36	18	22.62	23.08	23.14	23.48	23.24	0-3	1.1
		36	39	22.60	23.06	23.13	23.48	23.21	0-3	1.1
	256QAM	75	0	22.65	23.04	23.19	23.41	23.26	0-3	1.1
		1	0	20.49	20.93	20.76	21.17	21.07	0-5	3.1
		1	36	20.15	20.54	20.41	21.04	20.74	0-5	3.1
		1	74	20.49	20.87	20.73	21.10	21.06	0-5	3.1
		36	0	20.67	21.07	21.20	21.44	21.26	0-5	3.1
		36	18	20.64	21.02	21.16	21.41	21.28	0-5	3.1
		36	39	20.65	21.00	21.16	21.49	21.26	0-5	3.1
	75	0	20.62	21.02	21.16	21.49	21.28	0-5	3.1	

LTE TDD Band 41 _ 20 Mhz Bandwidth Conducted Power - Power Class 2

Band width	Modulation	RB Size	RB Offset	Reduced Power [dBm]					MPR Allowed Per 3GPP [dB]	MPR [dB]
				39750 Ch. 2506.0 MHz	40185 Ch. 2549.5 MHz	40620 Ch. 2593.0 MHz	41055 Ch. 2636.5 MHz	41490 Ch. 2680.0 MHz		
20 Mhz	QPSK	1	0	23.13	23.63	23.74	23.95	23.81	0	0
		1	49	23.03	23.54	23.68	24.07	23.79	0	0
		1	99	23.12	23.48	23.64	23.92	23.71	0	0
		50	0	23.15	23.61	23.76	24.03	23.82	0-1	0
		50	25	23.13	23.56	23.71	24.02	23.79	0-1	0
		50	49	23.12	23.53	23.70	24.02	23.74	0-1	0
		100	0	23.16	23.58	23.72	24.04	23.78	0-1	0
	16QAM	1	0	23.23	23.72	23.88	24.20	23.98	0-1	0
		1	49	23.47	23.89	24.07	24.31	24.11	0-1	0
		1	99	23.22	23.55	23.78	24.06	23.85	0-1	0
		50	0	23.16	23.60	23.75	24.01	23.79	0-2	0.1
		50	25	23.13	23.55	23.69	24.01	23.75	0-2	0.1
		50	49	23.13	23.53	23.68	23.97	23.74	0-2	0.1
		100	0	23.18	23.62	23.72	24.09	23.80	0-2	0.1
	64QAM	1	0	23.55	23.86	24.22	24.49	24.09	0-2	0.1
		1	49	23.68	24.05	24.27	24.46	24.26	0-2	0.1
		1	99	23.54	23.81	24.10	24.36	23.94	0-2	0.1
		50	0	22.67	23.09	23.22	23.45	23.29	0-3	1.1
		50	25	22.65	23.06	23.17	23.41	23.25	0-3	1.1
		50	49	22.64	23.03	23.15	23.48	23.23	0-3	1.1
		100	0	22.64	23.08	23.17	23.44	23.25	0-3	1.1
	256QAM	1	0	20.54	20.87	20.76	21.19	21.29	0-5	3.1
		1	49	20.69	20.94	20.87	21.22	21.26	0-5	3.1
		1	99	20.54	20.73	20.67	21.01	21.19	0-5	3.1
50		0	20.70	21.13	21.26	21.48	21.33	0-5	3.1	
50		25	20.66	21.10	21.22	21.46	21.33	0-5	3.1	
50		49	20.68	21.06	21.22	21.43	21.32	0-5	3.1	
100		0	20.64	21.03	21.18	21.49	21.27	0-5	3.1	

Note; LTE Band 41 has 5 required test channels per FCC KDB 447498 D04v01.

[LTE FDD Band 66 Conducted Power_Free(RSI 0), Hotspot(RSI 2) _MAIN1(Ant A)]

LTE FDD Band 66 _ 1.4 Mhz Bandwidth Conducted Power

Bandwidth	Modulation	RB Size	RB Offset	Reduced Power [dBm]			MPR Allowed Per 3GPP [dB]	MPR [dB]
				131979Ch. 1710.7 MHz	132322 Ch. 1745 MHz	132665 Ch. 1779.3 MHz		
1.4 Mhz	QPSK	1	0	17.75	17.53	17.48	0	0
		1	3	17.67	17.40	17.49	0	0
		1	5	17.79	17.55	17.58	0	0
		3	0	17.72	17.56	17.57	0	0
		3	1	17.57	17.45	17.40	0	0
		3	3	17.76	17.46	17.50	0	0
	16QAM	6	0	17.79	17.54	17.58	0-1	0
		1	0	17.89	17.77	17.74	0-1	0
		1	3	17.85	17.63	17.67	0-1	0
		1	5	17.98	17.78	17.75	0-1	0
		3	0	17.89	17.68	17.64	0-1	0
		3	1	17.75	17.59	17.59	0-1	0
	64QAM	3	3	17.78	17.62	17.66	0-1	0
		6	0	17.83	17.62	17.63	0-2	0
		1	0	17.92	17.77	17.67	0-2	0
		1	3	17.74	17.59	17.62	0-2	0
		1	5	17.91	17.73	17.66	0-2	0
		3	0	17.84	17.65	17.61	0-2	0
	256QAM	3	1	17.80	17.64	17.62	0-2	0
		3	3	17.75	17.60	17.57	0-2	0
		6	0	17.82	17.59	17.59	0-3	0
		1	0	17.85	17.67	17.58	0-5	0
		1	3	17.81	17.51	17.58	0-5	0
		1	5	17.88	17.61	17.51	0-5	0
		3	0	17.82	17.60	17.58	0-5	0
		3	1	17.82	17.51	17.66	0-5	0
		3	3	17.78	17.56	17.55	0-5	0
		6	0	17.73	17.51	17.53	0-5	0

LTE FDD Band 66 _ 3 MHz Bandwidth Conducted Power

Bandwidth	Modulation	RB Size	RB Offset	Reduced Power [dBm]			MPR Allowed Per 3GPP [dB]	MPR [dB]
				131987 Ch. 1711.5 MHz	132322 Ch. 1745 MHz	132657 Ch. 1778.5 MHz		
3 MHz	QPSK	1	0	17.79	17.48	17.56	0	0
		1	7	17.89	17.61	17.67	0	0
		1	14	17.78	17.49	17.50	0	0
		8	0	17.81	17.60	17.64	0-1	0
		8	3	17.82	17.64	17.59	0-1	0
		8	7	17.85	17.61	17.59	0-1	0
		15	0	17.87	17.61	17.63	0-1	0
	16QAM	1	0	17.99	17.90	17.73	0-1	0
		1	7	17.77	17.58	17.44	0-1	0
		1	14	17.94	17.79	17.74	0-1	0
		8	0	17.83	17.66	17.66	0-2	0
		8	3	17.83	17.69	17.65	0-2	0
		8	7	17.85	17.66	17.61	0-2	0
		15	0	17.82	17.64	17.61	0-2	0
	64QAM	1	0	17.95	17.82	17.65	0-2	0
		1	7	17.85	17.90	17.88	0-2	0
		1	14	17.84	17.80	17.67	0-2	0
		8	0	17.78	17.58	17.62	0-3	0
		8	3	17.84	17.66	17.60	0-3	0
		8	7	17.81	17.65	17.64	0-3	0
		15	0	17.85	17.66	17.60	0-3	0
	256QAM	1	0	17.96	17.71	17.69	0-5	0
		1	7	17.86	17.43	17.64	0-5	0
		1	14	17.84	17.67	17.66	0-5	0
8		0	17.82	17.61	17.65	0-5	0	
8		3	17.78	17.58	17.58	0-5	0	
8		7	17.69	17.54	17.57	0-5	0	
15		0	17.76	17.54	17.57	0-5	0	

LTE FDD Band 66 _ 5 MHz Bandwidth Conducted Power

Bandwidth	Modulation	RB Size	RB Offset	Reduced Power [dBm]			MPR Allowed Per 3GPP [dB]	MPR [dB]
				131997 Ch. 1712.5 MHz	132322Ch. 1745 MHz	132647 Ch. 1777.5 MHz		
5 MHz	QPSK	1	0	17.75	17.53	17.59	0	0
		1	12	17.86	17.65	17.68	0	0
		1	24	17.82	17.58	17.59	0	0
		12	0	17.81	17.63	17.64	0-1	0
		12	6	17.85	17.59	17.58	0-1	0
		12	11	17.86	17.64	17.67	0-1	0
		25	0	17.84	17.67	17.70	0-1	0
	16QAM	1	0	17.84	17.96	17.76	0-1	0
		1	12	17.85	17.43	17.57	0-1	0
		1	24	17.91	17.76	17.73	0-1	0
		12	0	17.90	17.62	17.67	0-2	0
		12	6	17.88	17.65	17.63	0-2	0
		12	11	17.86	17.69	17.63	0-2	0
		25	0	17.85	17.68	17.66	0-2	0
	64QAM	1	0	17.91	17.79	17.81	0-2	0
		1	12	17.90	17.83	17.85	0-2	0
		1	24	17.96	17.81	17.74	0-2	0
		12	0	17.82	17.63	17.67	0-3	0
		12	6	17.86	17.63	17.59	0-3	0
		12	11	17.80	17.69	17.61	0-3	0
		25	0	17.81	17.64	17.60	0-3	0
	256QAM	1	0	17.98	17.76	17.69	0-5	0
		1	12	17.94	17.62	17.88	0-5	0
		1	24	17.88	17.69	17.67	0-5	0
		12	0	17.79	17.61	17.57	0-5	0
		12	6	17.77	17.58	17.59	0-5	0
		12	11	17.76	17.61	17.54	0-5	0
		25	0	17.77	17.55	17.56	0-5	0

LTE FDD Band 66 _ 10 MHz Bandwidth Conducted Power

Bandwidth	Modulation	RB Size	RB Offset	Reduced Power [dBm]			MPR Allowed Per 3GPP [dB]	MPR [dB]
				132022 Ch. 1715 MHz	132322 Ch. 1745 MHz	132622 Ch. 1775 MHz		
10 MHz	QPSK	1	0	17.81	17.56	17.61	0	0
		1	24	17.83	17.63	17.63	0	0
		1	49	17.72	17.49	17.51	0	0
		25	0	17.85	17.64	17.64	0-1	0
		25	12	17.82	17.63	17.58	0-1	0
		25	24	17.81	17.63	17.62	0-1	0
		50	0	17.88	17.68	17.68	0-1	0
	16QAM	1	0	17.89	17.89	17.79	0-1	0
		1	24	17.76	17.66	17.71	0-1	0
		1	49	17.96	17.78	17.84	0-1	0
		25	0	17.83	17.65	17.63	0-2	0
		25	12	17.79	17.67	17.65	0-2	0
		25	24	17.81	17.63	17.64	0-2	0
		50	0	17.89	17.70	17.67	0-2	0
	64QAM	1	0	17.97	17.82	17.78	0-2	0
		1	24	17.95	17.82	17.85	0-2	0
		1	49	17.93	17.79	17.76	0-2	0
		25	0	17.80	17.65	17.63	0-3	0
		25	12	17.81	17.61	17.64	0-3	0
		25	24	17.78	17.59	17.62	0-3	0
		50	0	17.88	17.71	17.67	0-3	0
	256QAM	1	0	17.96	17.76	17.72	0-5	0
		1	24	17.90	17.70	17.72	0-5	0
		1	49	17.72	17.71	17.73	0-5	0
		25	0	17.75	17.58	17.59	0-5	0
		25	12	17.77	17.58	17.54	0-5	0
		25	24	17.77	17.59	17.54	0-5	0
		50	0	17.71	17.55	17.51	0-5	0

LTE FDD Band 66 _ 15 Mhz Bandwidth Conducted Power

Bandwidth	Modulation	RB Size	RB Offset	Reduced Power [dBm]			MPR Allowed Per 3GPP [dB]	MPR [dB]
				132047 Ch. 1717.5 MHz	132322 Ch. 1745 MHz	132597 Ch. 1772.5 MHz		
15 Mhz	QPSK	1	0	17.74	17.59	17.57	0	0
		1	36	17.86	17.65	17.65	0	0
		1	74	17.76	17.57	17.52	0	0
		36	0	17.81	17.64	17.59	0-1	0
		36	18	17.78	17.62	17.64	0-1	0
		36	39	17.75	17.61	17.59	0-1	0
		75	0	17.78	17.62	17.61	0-1	0
	16QAM	1	0	17.88	17.85	17.87	0-1	0
		1	36	17.69	17.53	17.52	0-1	0
		1	74	17.99	17.83	17.70	0-1	0
		36	0	17.79	17.69	17.69	0-2	0
		36	18	17.77	17.65	17.63	0-2	0
		36	39	17.76	17.62	17.59	0-2	0
		75	0	17.78	17.61	17.54	0-2	0
	64QAM	1	0	17.94	17.81	17.76	0-2	0
		1	36	17.60	17.80	17.80	0-2	0
		1	74	17.98	17.78	17.57	0-2	0
		36	0	17.79	17.67	17.66	0-3	0
		36	18	17.75	17.67	17.61	0-3	0
		36	39	17.77	17.61	17.60	0-3	0
		75	0	17.72	17.65	17.64	0-3	0
	256QAM	1	0	17.90	17.82	17.80	0-5	0
		1	36	17.95	17.65	17.71	0-5	0
		1	74	17.81	17.67	17.55	0-5	0
		36	0	17.67	17.61	17.56	0-5	0
		36	18	17.71	17.60	17.57	0-5	0
		36	39	17.71	17.59	17.52	0-5	0
		75	0	17.65	17.59	17.57	0-5	0

LTE FDD Band 66 _ 20 Mhz Bandwidth Conducted Power

Bandwidth	Modulation	RB Size	RB Offset	Reduced Power [dBm]			MPR Allowed Per 3GPP [dB]	MPR [dB]
				132072 Ch. 1720 MHz	132322 Ch. 1745 MHz	132572 Ch. 1770 MHz		
20 Mhz	QPSK	1	0	17.73	17.64	17.62	0	0
		1	49	17.79	17.64	17.67	0	0
		1	99	17.66	17.54	17.55	0	0
		50	0	17.79	17.72	17.75	0-1	0
		50	25	17.77	17.68	17.69	0-1	0
		50	49	17.76	17.69	17.69	0-1	0
		100	0	17.73	17.65	17.63	0-1	0
	16QAM	1	0	17.94	17.93	17.87	0-1	0
		1	49	17.79	17.61	17.67	0-1	0
		1	99	17.98	17.78	17.79	0-1	0
		50	0	17.77	17.72	17.74	0-2	0
		50	25	17.82	17.70	17.74	0-2	0
		50	49	17.76	17.67	17.71	0-2	0
		100	0	17.72	17.64	17.67	0-2	0
	64QAM	1	0	17.86	17.89	17.91	0-2	0
		1	49	17.83	17.89	17.91	0-2	0
		1	99	17.87	17.74	17.77	0-2	0
		50	0	17.82	17.79	17.70	0-3	0
		50	25	17.79	17.72	17.71	0-3	0
		50	49	17.75	17.71	17.72	0-3	0
		100	0	17.72	17.68	17.64	0-3	0
	256QAM	1	0	17.69	17.81	17.73	0-5	0
		1	49	17.79	17.59	17.67	0-5	0
		1	99	17.69	17.56	17.67	0-5	0
		50	0	17.66	17.61	17.58	0-5	0
		50	25	17.63	17.52	17.54	0-5	0
		50	49	17.60	17.53	17.52	0-5	0
		100	0	17.67	17.60	17.59	0-5	0

[LTE FDD Band 66 Conducted Power_Free(RSI 0), Hotspot(RSI 2) _SUB2(Ant F)]

LTE FDD Band 66 _ 1.4 MHz Bandwidth Conducted Power

Bandwidth	Modulation	RB Size	RB Offset	Reduced Power [dBm]			MPR Allowed Per 3GPP [dB]	MPR [dB]
				131979Ch. 1710.7 MHz	132322 Ch. 1745 MHz	132665 Ch. 1779.3 MHz		
1.4 MHz	QPSK	1	0	19.58	19.35	19.22	0	0
		1	3	19.51	19.30	19.19	0	0
		1	5	19.63	19.37	19.22	0	0
		3	0	19.49	19.42	19.26	0	0
		3	1	19.48	19.40	19.28	0	0
		3	3	19.59	19.35	19.22	0	0
	16QAM	6	0	19.59	19.32	19.23	0-1	0
		1	0	19.90	19.65	19.49	0-1	0
		1	3	19.79	19.59	19.40	0-1	0
		1	5	19.80	19.59	19.51	0-1	0
		3	0	19.66	19.47	19.27	0-1	0
		3	1	19.65	19.48	19.34	0-1	0
	64QAM	3	3	19.69	19.45	19.31	0-1	0
		6	0	19.63	19.44	19.23	0-2	0
		1	0	19.79	19.58	19.45	0-2	0
		1	3	19.58	19.52	19.29	0-2	0
		1	5	19.81	19.66	19.53	0-2	0
		3	0	19.68	19.51	19.29	0-2	0
	256QAM	3	1	19.63	19.43	19.32	0-2	0
		3	3	19.65	19.46	19.28	0-2	0
		6	0	19.55	19.42	19.26	0-3	0
		1	0	18.05	17.76	17.73	0-5	1
		1	3	18.01	17.85	17.59	0-5	1
		1	5	18.14	17.97	17.91	0-5	1
		3	0	18.12	17.93	17.80	0-5	1
		3	1	18.14	17.83	17.70	0-5	1
		3	3	18.06	17.85	17.77	0-5	1
		6	0	18.04	17.87	17.72	0-5	1

LTE FDD Band 66 _ 3 MHz Bandwidth Conducted Power

Bandwidth	Modulation	RB Size	RB Offset	Reduced Power [dBm]			MPR Allowed Per 3GPP [dB]	MPR [dB]
				131987 Ch. 1711.5 MHz	132322 Ch. 1745 MHz	132657 Ch. 1778.5 MHz		
3 MHz	QPSK	1	0	19.67	19.48	19.28	0	0
		1	7	19.73	19.67	19.49	0	0
		1	14	19.69	19.46	19.36	0	0
		8	0	19.45	19.45	19.40	0-1	0
		8	3	19.42	19.56	19.42	0-1	0
		8	7	19.50	19.50	19.45	0-1	0
		15	0	19.50	19.59	19.48	0-1	0
	16QAM	1	0	19.84	19.83	19.48	0-1	0
		1	7	19.78	19.80	19.52	0-1	0
		1	14	19.76	19.82	19.69	0-1	0
		8	0	19.65	19.50	19.39	0-2	0
		8	3	19.55	19.46	19.35	0-2	0
		8	7	19.67	19.66	19.31	0-2	0
		15	0	19.54	19.55	19.50	0-2	0
	64QAM	1	0	19.72	19.83	19.48	0-2	0
		1	7	19.68	19.79	19.59	0-2	0
		1	14	19.71	19.84	19.69	0-2	0
		8	0	19.55	19.62	19.43	0-3	0
		8	3	19.59	19.66	19.47	0-3	0
		8	7	19.64	19.52	19.32	0-3	0
		15	0	19.47	19.53	19.39	0-3	0
	256QAM	1	0	18.20	17.89	17.85	0-5	1
		1	7	18.26	18.15	17.83	0-5	1
		1	14	18.14	17.89	17.78	0-5	1
8		0	18.12	17.91	17.75	0-5	1	
8		3	18.14	17.89	17.78	0-5	1	
8		7	18.15	17.93	17.80	0-5	1	
15		0	18.04	17.86	17.70	0-5	1	

LTE FDD Band 66 _ 5 MHz Bandwidth Conducted Power

Bandwidth	Modulation	RB Size	RB Offset	Reduced Power [dBm]			MPR Allowed Per 3GPP [dB]	MPR [dB]
				131997 Ch. 1712.5 MHz	132322Ch. 1745 MHz	132647 Ch. 1777.5 MHz		
5 MHz	QPSK	1	0	19.55	19.38	19.22	0	0
		1	12	19.44	19.44	19.27	0	0
		1	24	19.63	19.45	19.27	0	0
		12	0	19.01	19.45	19.29	0-1	0
		12	6	19.63	19.45	19.29	0-1	0
		12	11	19.60	19.45	19.31	0-1	0
		25	0	19.59	19.44	19.31	0-1	0
	16QAM	1	0	19.80	19.77	19.51	0-1	0
		1	12	19.68	19.35	19.47	0-1	0
		1	24	19.84	19.64	19.59	0-1	0
		12	0	19.67	19.44	19.33	0-2	0
		12	6	19.66	19.52	19.34	0-2	0
		12	11	19.71	19.48	19.33	0-2	0
		25	0	19.62	19.47	19.27	0-2	0
	64QAM	1	0	19.82	19.59	19.35	0-2	0
		1	12	19.88	19.68	19.66	0-2	0
		1	24	19.80	19.49	19.43	0-2	0
		12	0	19.62	19.50	19.36	0-3	0
		12	6	19.68	19.46	19.31	0-3	0
		12	11	19.65	19.45	19.33	0-3	0
		25	0	19.61	19.45	19.28	0-3	0
	256QAM	1	0	18.18	17.99	17.82	0-5	1
		1	12	18.19	17.94	17.97	0-5	1
		1	24	18.15	17.99	17.80	0-5	1
		12	0	18.05	17.85	17.70	0-5	1
		12	6	18.06	17.85	17.70	0-5	1
		12	11	18.05	17.86	17.74	0-5	1
		25	0	18.05	17.90	17.75	0-5	1

LTE FDD Band 66 _ 10 MHz Bandwidth Conducted Power

Bandwidth	Modulation	RB Size	RB Offset	Reduced Power [dBm]			MPR Allowed Per 3GPP [dB]	MPR [dB]
				132022 Ch. 1715 MHz	132322 Ch. 1745 MHz	132622 Ch. 1775 MHz		
10 MHz	QPSK	1	0	19.56	19.46	19.23	0	0
		1	24	19.71	19.56	19.38	0	0
		1	49	19.54	19.40	19.26	0	0
		25	0	19.59	19.45	19.24	0-1	0
		25	12	19.56	19.39	19.29	0-1	0
		25	24	19.57	19.43	19.31	0-1	0
		50	0	19.57	19.42	19.29	0-1	0
	16QAM	1	0	19.75	19.71	19.53	0-1	0
		1	24	19.70	19.63	19.53	0-1	0
		1	49	19.87	19.70	19.53	0-1	0
		25	0	19.58	19.45	19.27	0-2	0
		25	12	19.61	19.44	19.31	0-2	0
		25	24	19.59	19.48	19.30	0-2	0
		50	0	19.54	19.44	19.30	0-2	0
	64QAM	1	0	19.66	19.63	19.44	0-2	0
		1	24	19.74	19.59	19.48	0-2	0
		1	49	19.78	19.65	19.48	0-2	0
		25	0	19.55	19.46	19.28	0-3	0
		25	12	19.54	19.43	19.27	0-3	0
		25	24	19.53	19.44	19.30	0-3	0
		50	0	19.59	19.43	19.32	0-3	0
	256QAM	1	0	18.05	18.00	17.87	0-5	1
		1	24	18.12	18.00	17.81	0-5	1
		1	49	18.21	18.00	17.82	0-5	1
		25	0	18.02	17.93	17.76	0-5	1
		25	12	18.01	17.87	17.73	0-5	1
		25	24	18.02	17.90	17.78	0-5	1
		50	0	17.95	17.92	17.73	0-5	1

LTE FDD Band 66 _ 15 MHz Bandwidth Conducted Power

Bandwidth	Modulation	RB Size	RB Offset	Reduced Power [dBm]			MPR Allowed Per 3GPP [dB]	MPR [dB]
				132047 Ch. 1717.5 MHz	132322 Ch. 1745 MHz	132597 Ch. 1772.5 MHz		
15 MHz	QPSK	1	0	19.57	19.39	19.20	0	0
		1	36	19.70	19.43	19.32	0	0
		1	74	19.62	19.44	19.36	0	0
		36	0	19.60	19.47	19.28	0-1	0
		36	18	19.60	19.42	19.31	0-1	0
		36	39	19.62	19.45	19.32	0-1	0
		75	0	19.60	19.44	19.28	0-1	0
	16QAM	1	0	19.76	19.70	19.37	0-1	0
		1	36	19.56	19.54	19.46	0-1	0
		1	74	19.69	19.84	19.49	0-1	0
		36	0	19.59	19.48	19.23	0-2	0
		36	18	19.58	19.44	19.28	0-2	0
		36	39	19.59	19.45	19.31	0-2	0
		75	0	19.54	19.45	19.27	0-2	0
	64QAM	1	0	19.71	19.70	19.40	0-2	0
		1	36	19.87	19.64	19.61	0-2	0
		1	74	19.70	19.62	19.59	0-2	0
		36	0	19.58	19.48	19.31	0-3	0
		36	18	19.60	19.50	19.29	0-3	0
		36	39	19.63	19.49	19.34	0-3	0
		75	0	19.54	19.47	19.27	0-3	0
	256QAM	1	0	18.05	18.02	17.76	0-5	1
		1	36	18.14	18.10	17.97	0-5	1
		1	74	18.15	18.14	17.89	0-5	1
		36	0	17.97	17.91	17.73	0-5	1
		36	18	18.02	17.93	17.76	0-5	1
		36	39	17.98	17.88	17.75	0-5	1
		75	0	17.99	17.91	17.79	0-5	1

LTE FDD Band 66 _ 20 Mhz Bandwidth Conducted Power

Bandwidth	Modulation	RB Size	RB Offset	Reduced Power [dBm]			MPR Allowed Per 3GPP [dB]	MPR [dB]
				132072 Ch. 1720 MHz	132322 Ch. 1745 MHz	132572 Ch. 1770 MHz		
20 Mhz	QPSK	1	0	19.47	19.40	19.26	0	0
		1	49	19.58	19.53	19.37	0	0
		1	99	19.49	19.45	19.30	0	0
		50	0	19.45	19.43	19.26	0-1	0
		50	25	19.41	19.38	19.25	0-1	0
		50	49	19.42	19.42	19.28	0-1	0
		100	0	19.45	19.48	19.29	0-1	0
	16QAM	1	0	19.73	19.65	19.43	0-1	0
		1	49	19.67	19.62	19.45	0-1	0
		1	99	19.69	19.78	19.49	0-1	0
		50	0	19.47	19.49	19.31	0-2	0
		50	25	19.46	19.46	19.31	0-2	0
		50	49	19.47	19.47	19.29	0-2	0
		100	0	19.44	19.46	19.31	0-2	0
	64QAM	1	0	19.56	19.67	19.39	0-2	0
		1	49	19.62	19.73	19.57	0-2	0
		1	99	19.64	19.66	19.50	0-2	0
		50	0	19.41	19.46	19.29	0-3	0
		50	25	19.47	19.48	19.34	0-3	0
		50	49	19.54	19.49	19.30	0-3	0
		100	0	19.45	19.45	19.28	0-3	0
	256QAM	1	0	18.08	18.19	17.90	0-5	1
		1	49	17.88	18.07	17.76	0-5	1
		1	99	17.94	18.06	17.99	0-5	1
		50	0	17.86	17.88	17.73	0-5	1
		50	25	17.94	17.88	17.70	0-5	1
		50	49	17.89	17.93	17.74	0-5	1
		100	0	17.91	17.92	17.78	0-5	1

[LTE FDD Band 66 Conducted Power_RCV (RSI 1)_SUB2(Ant F)]

LTE FDD Band 66 _ 1.4 MHz Bandwidth Conducted Power

Bandwidth	Modulation	RB Size	RB Offset	Reduced Power [dBm]			MPR Allowed Per 3GPP [dB]	MPR [dB]
				131979Ch. 1710.7 MHz	132322 Ch. 1745 MHz	132665 Ch. 1779.3 MHz		
1.4 MHz	QPSK	1	0	17.64	17.41	17.35	0	0
		1	3	17.55	17.36	17.27	0	0
		1	5	17.67	17.43	17.38	0	0
		3	0	17.70	17.44	17.43	0	0
		3	1	17.63	17.43	17.42	0	0
		3	3	17.65	17.42	17.41	0	0
	16QAM	6	0	17.70	17.44	17.38	0-1	0
		1	0	17.89	17.64	17.61	0-1	0
		1	3	17.86	17.59	17.48	0-1	0
		1	5	17.98	17.63	17.56	0-1	0
		3	0	17.85	17.59	17.57	0-1	0
		3	1	17.78	17.57	17.54	0-1	0
	64QAM	3	3	17.83	17.54	17.47	0-1	0
		6	0	17.77	17.53	17.47	0-2	0
		1	0	17.85	17.59	17.56	0-2	0
		1	3	17.77	17.53	17.52	0-2	0
		1	5	17.94	17.59	17.59	0-2	0
		3	0	17.74	17.54	17.49	0-2	0
	256QAM	3	1	17.80	17.52	17.48	0-2	0
		3	3	17.66	17.53	17.39	0-2	0
		6	0	17.71	17.47	17.48	0-3	0
		1	0	17.52	17.35	17.45	0-5	0
		1	3	17.49	17.31	17.24	0-5	0
		1	5	17.62	17.35	17.38	0-5	0
		3	0	17.53	17.39	17.37	0-5	0
		3	1	17.48	17.20	17.28	0-5	0
		3	3	17.51	17.31	17.31	0-5	0
		6	0	17.46	17.26	17.23	0-5	0

LTE FDD Band 66 _ 3 MHz Bandwidth Conducted Power

Bandwidth	Modulation	RB Size	RB Offset	Reduced Power [dBm]			MPR Allowed Per 3GPP [dB]	MPR [dB]
				131987 Ch. 1711.5 MHz	132322 Ch. 1745 MHz	132657 Ch. 1778.5 MHz		
3 MHz	QPSK	1	0	17.77	17.49	17.46	0	0
		1	7	17.86	17.58	17.51	0	0
		1	14	17.71	17.44	17.42	0	0
		8	0	17.74	17.51	17.50	0-1	0
		8	3	17.75	17.48	17.46	0-1	0
		8	7	17.72	17.50	17.45	0-1	0
		15	0	17.82	17.56	17.52	0-1	0
	16QAM	1	0	17.88	17.63	17.71	0-1	0
		1	7	17.83	17.54	17.56	0-1	0
		1	14	17.96	17.62	17.63	0-1	0
		8	0	17.83	17.53	17.53	0-2	0
		8	3	17.84	17.55	17.54	0-2	0
		8	7	17.82	17.61	17.56	0-2	0
		15	0	17.77	17.58	17.49	0-2	0
	64QAM	1	0	17.80	17.69	17.55	0-2	0
		1	7	17.96	17.82	17.63	0-2	0
		1	14	17.88	17.67	17.74	0-2	0
		8	0	17.71	17.55	17.53	0-3	0
		8	3	17.80	17.55	17.59	0-3	0
		8	7	17.81	17.61	17.60	0-3	0
		15	0	17.77	17.56	17.57	0-3	0
	256QAM	1	0	17.64	17.39	17.40	0-5	0
		1	7	17.69	17.40	17.41	0-5	0
		1	14	17.59	17.31	17.41	0-5	0
		8	0	17.57	17.34	17.32	0-5	0
		8	3	17.56	17.34	17.37	0-5	0
		8	7	17.53	17.28	17.37	0-5	0
15		0	17.51	17.31	17.30	0-5	0	

LTE FDD Band 66 _ 5 MHz Bandwidth Conducted Power

Bandwidth	Modulation	RB Size	RB Offset	Reduced Power [dBm]			MPR Allowed Per 3GPP [dB]	MPR [dB]
				131997 Ch. 1712.5 MHz	132322Ch. 1745 MHz	132647 Ch. 1777.5 MHz		
5 MHz	QPSK	1	0	17.70	17.44	17.39	0	0
		1	12	17.83	17.58	17.56	0	0
		1	24	17.79	17.49	17.44	0	0
		12	0	17.74	17.51	17.48	0-1	0
		12	6	17.73	17.51	17.52	0-1	0
		12	11	17.79	17.51	17.53	0-1	0
		25	0	17.81	17.52	17.52	0-1	0
	16QAM	1	0	17.94	17.80	17.65	0-1	0
		1	12	17.55	17.56	17.25	0-1	0
		1	24	17.82	17.75	17.67	0-1	0
		12	0	17.81	17.58	17.55	0-2	0
		12	6	17.81	17.57	17.52	0-2	0
		12	11	17.81	17.58	17.50	0-2	0
		25	0	17.77	17.55	17.52	0-2	0
	64QAM	1	0	17.97	17.74	17.63	0-2	0
		1	12	17.93	17.78	17.71	0-2	0
		1	24	17.85	17.68	17.60	0-2	0
		12	0	17.79	17.57	17.53	0-3	0
		12	6	17.81	17.56	17.54	0-3	0
		12	11	17.77	17.56	17.54	0-3	0
		25	0	17.71	17.53	17.52	0-3	0
	256QAM	1	0	17.63	17.39	17.46	0-5	0
		1	12	17.68	17.35	17.18	0-5	0
		1	24	17.53	17.37	17.29	0-5	0
		12	0	17.52	17.31	17.33	0-5	0
		12	6	17.54	17.27	17.26	0-5	0
		12	11	17.50	17.32	17.29	0-5	0
		25	0	17.52	17.31	17.33	0-5	0

LTE FDD Band 66 _ 10 MHz Bandwidth Conducted Power

Bandwidth	Modulation	RB Size	RB Offset	Reduced Power [dBm]			MPR Allowed Per 3GPP [dB]	MPR [dB]
				132022 Ch. 1715 MHz	132322 Ch. 1745 MHz	132622 Ch. 1775 MHz		
10 MHz	QPSK	1	0	17.73	17.50	17.52	0	0
		1	24	17.72	17.54	17.50	0	0
		1	49	17.63	17.44	17.44	0	0
		25	0	17.71	17.54	17.46	0-1	0
		25	12	17.75	17.49	17.48	0-1	0
		25	24	17.71	17.51	17.50	0-1	0
		50	0	17.73	17.49	17.51	0-1	0
	16QAM	1	0	17.92	17.70	17.71	0-1	0
		1	24	17.75	17.72	17.74	0-1	0
		1	49	17.95	17.64	17.74	0-1	0
		25	0	17.76	17.54	17.55	0-2	0
		25	12	17.71	17.54	17.52	0-2	0
		25	24	17.75	17.52	17.53	0-2	0
		50	0	17.74	17.60	17.53	0-2	0
	64QAM	1	0	17.84	17.77	17.64	0-2	0
		1	24	17.92	17.67	17.53	0-2	0
		1	49	17.94	17.72	17.55	0-2	0
		25	0	17.76	17.53	17.46	0-3	0
		25	12	17.69	17.53	17.51	0-3	0
		25	24	17.70	17.53	17.51	0-3	0
		50	0	17.70	17.55	17.55	0-3	0
	256QAM	1	0	17.59	17.51	17.48	0-5	0
		1	24	17.63	17.51	17.35	0-5	0
		1	49	17.57	17.39	17.38	0-5	0
		25	0	17.50	17.34	17.32	0-5	0
		25	12	17.51	17.31	17.33	0-5	0
		25	24	17.51	17.32	17.31	0-5	0
		50	0	17.48	17.27	17.26	0-5	0

LTE FDD Band 66 _ 15 Mhz Bandwidth Conducted Power

Bandwidth	Modulation	RB Size	RB Offset	Reduced Power [dBm]			MPR Allowed Per 3GPP [dB]	MPR [dB]
				132047 Ch. 1717.5 MHz	132322 Ch. 1745 MHz	132597 Ch. 1772.5 MHz		
15 Mhz	QPSK	1	0	17.65	17.50	17.43	0	0
		1	36	17.73	17.52	17.56	0	0
		1	74	17.65	17.48	17.46	0	0
		36	0	17.68	17.51	17.48	0-1	0
		36	18	17.69	17.50	17.47	0-1	0
		36	39	17.66	17.49	17.48	0-1	0
		75	0	17.71	17.53	17.54	0-1	0
	16QAM	1	0	17.95	17.80	17.77	0-1	0
		1	36	17.55	17.62	17.28	0-1	0
		1	74	17.83	17.79	17.62	0-1	0
		36	0	17.70	17.61	17.47	0-2	0
		36	18	17.67	17.53	17.47	0-2	0
		36	39	17.69	17.53	17.51	0-2	0
		75	0	17.65	17.53	17.52	0-2	0
	64QAM	1	0	17.78	17.67	17.65	0-2	0
		1	36	17.89	17.76	17.69	0-2	0
		1	74	17.81	17.72	17.58	0-2	0
		36	0	17.66	17.55	17.50	0-3	0
		36	18	17.67	17.61	17.54	0-3	0
		36	39	17.67	17.57	17.52	0-3	0
		75	0	17.65	17.55	17.49	0-3	0
	256QAM	1	0	17.59	17.49	17.39	0-5	0
		1	36	17.45	17.42	17.25	0-5	0
		1	74	17.47	17.36	17.36	0-5	0
		36	0	17.44	17.37	17.32	0-5	0
		36	18	17.46	17.37	17.36	0-5	0
		36	39	17.46	17.33	17.34	0-5	0
		75	0	17.42	17.32	17.32	0-5	0

LTE FDD Band 66 _ 20 Mhz Bandwidth Conducted Power

Bandwidth	Modulation	RB Size	RB Offset	Reduced Power [dBm]			MPR Allowed Per 3GPP [dB]	MPR [dB]
				132072 Ch. 1720 MHz	132322 Ch. 1745 MHz	132572 Ch. 1770 MHz		
20 Mhz	QPSK	1	0	17.68	17.54	17.43	0	0
		1	49	17.71	17.55	17.48	0	0
		1	99	17.62	17.45	17.42	0	0
		50	0	17.65	17.56	17.45	0-1	0
		50	25	17.60	17.53	17.49	0-1	0
		50	49	17.62	17.50	17.50	0-1	0
		100	0	17.63	17.56	17.50	0-1	0
	16QAM	1	0	17.89	17.80	17.61	0-1	0
		1	49	17.89	17.61	17.61	0-1	0
		1	99	17.76	17.72	17.68	0-1	0
		50	0	17.69	17.55	17.46	0-2	0
		50	25	17.63	17.53	17.49	0-2	0
		50	49	17.60	17.50	17.49	0-2	0
		100	0	17.66	17.58	17.49	0-2	0
	64QAM	1	0	17.82	17.83	17.66	0-2	0
		1	49	17.76	17.71	17.57	0-2	0
		1	99	17.71	17.79	17.64	0-2	0
		50	0	17.68	17.61	17.50	0-3	0
		50	25	17.67	17.57	17.53	0-3	0
		50	49	17.62	17.53	17.51	0-3	0
		100	0	17.61	17.56	17.54	0-3	0
	256QAM	1	0	17.65	17.58	17.43	0-5	0
		1	49	17.56	17.40	17.42	0-5	0
		1	99	17.47	17.35	17.44	0-5	0
		50	0	17.41	17.35	17.30	0-5	0
		50	25	17.39	17.30	17.29	0-5	0
		50	49	17.37	17.32	17.31	0-5	0
		100	0	17.39	17.34	17.30	0-5	0

11.4 NR Maximum Output Power

11.4.1 NR Band Maximum Conducted Power

[NR FDD Band n2 Conducted Power _ P_{max} , RCV (RSI 1)_ MAIN1(Ant A)]

NR FDD Band n2 _ 5 MHz Bandwidth Conducted Power

Bandwidth	SCS(kHz)	OFDM	Modulation	RB Size	RB Offset	Max. Average Power [dBm]			MPR [dB]	
						370500	376000	381500		
						1852.5 MHz	1880 MHz	1907.5 MHz		
5 MHz	15	DFT-s OFDM	pi/2 BPSK	1	1	23.04	23.06	23.24	0	
				1	13	22.96	23.02	23.21	0	
				1	23	23.06	23.12	23.33	0	
				12	0	22.57	22.60	22.78	0.5	
				12	7	23.06	23.13	23.30	0	
				12	13	22.59	22.63	22.84	0.5	
			QPSK	25	0	22.59	22.66	22.82	0.5	
				1	1	23.13	23.14	23.30	0	
				1	13	23.00	23.08	23.26	0	
				1	23	23.15	23.17	23.38	0	
				12	0	22.14	22.16	22.32	1	
				12	7	23.12	23.16	23.34	0	
				12	13	22.13	22.16	22.34	1	
				25	0	22.13	22.15	22.35	1	
				16QAM	1	1	22.19	22.24	22.32	1
				64QAM	1	1	20.76	20.61	20.73	2.5
			256QAM	1	1	18.35	18.72	18.83	4.5	
			CP	QPSK	1	1	21.60	21.53	21.75	1.5

NR FDD Band n2 _ 10 MHz Bandwidth Conducted Power

Bandwidth	SCS(kHz)	OFDM	Modulation	RB Size	RB Offset	Max. Average Power [dBm]			MPR [dB]	
						371000	376000	381000		
						1855 MHz	1880 MHz	1905 MHz		
10 MHz	15	DFT-s OFDM	pi/2 BPSK	1	1	23.09	23.09	23.23	0	
				1	26	23.13	23.08	23.29	0	
				1	50	23.18	23.12	23.34	0	
				25	0	22.62	22.63	22.76	0.5	
				25	14	23.15	23.14	23.28	0	
				25	27	22.63	22.67	22.84	0.5	
				50	0	22.65	22.63	22.80	0.5	
			QPSK	1	1	23.20	23.17	23.25	0	
				1	26	23.26	23.30	23.34	0	
				1	50	23.24	23.16	23.38	0	
				25	0	22.17	22.17	22.30	1	
				25	14	23.17	23.17	23.31	0	
				25	27	22.16	22.18	22.35	1	
				50	0	22.17	22.18	22.33	1	
				16QAM	1	1	22.26	22.20	22.30	1
			64QAM	1	1	20.89	20.75	20.85	2.5	
			256QAM	1	1	18.70	18.68	18.93	4.5	
			CP	QPSK	1	1	21.64	21.61	21.74	1.5

NR FDD Band n2 _ 15 MHz Bandwidth Conducted Power

Bandwidth	SCS(kHz)	OFDM	Modulation	RB Size	RB Offset	Max. Average Power [dBm]			MPR [dB]
						371500	376000	380500	
						1857.5 MHz	1880 MHz	1902.5 MHz	
15 MHz	15	DFT-s OFDM	pi/2 BPSK	1	1	23.07	23.08	23.15	0
				1	40	22.98	23.01	23.10	0
				1	77	23.11	23.19	23.30	0
				36	0	22.58	22.63	22.68	0.5
				36	22	23.08	23.13	23.20	0
				36	43	22.65	22.64	22.71	0.5
				75	0	22.63	22.66	22.71	0.5
			QPSK	1	1	23.19	23.14	23.25	0
				1	40	23.01	23.10	23.17	0
				1	77	23.12	23.17	23.38	0
				36	0	22.15	22.18	22.24	1
				36	22	23.15	23.15	23.25	0
				36	43	22.17	22.19	22.30	1
				75	0	22.15	22.17	22.26	1
			16QAM	1	1	22.25	22.26	22.38	1
			64QAM	1	1	20.78	20.59	20.83	2.5
256QAM	1	1	18.73	18.54	18.54	4.5			
CP	QPSK	1	1	21.68	21.55	21.70	1.5		

NR FDD Band n2 _ 20 MHz Bandwidth Conducted Power

Bandwidth	SCS(kHz)	OFDM	Modulation	RB Size	RB Offset	Max. Average Power [dBm]			MPR [dB]
						372000	376000	380000	
						1860 MHz	1880 MHz	1900 MHz	
20 MHz	15	DFT-s OFDM	pi/2 BPSK	1	1	23.07	23.09	23.18	0
				1	53	23.07	23.10	23.25	0
				1	104	23.12	23.16	23.31	0
				50	0	22.57	22.62	22.74	0.5
				50	28	23.10	23.11	23.19	0
				50	56	22.67	22.62	22.76	0.5
				100	0	22.61	22.65	22.76	0.5
			QPSK	1	1	23.11	23.06	23.23	0
				1	53	23.14	23.19	23.34	0
				1	104	23.17	23.21	23.26	0
				50	0	22.14	22.18	22.24	1
				50	28	23.13	23.17	23.29	0
				50	56	22.20	22.14	22.29	1
				100	0	22.18	22.17	22.29	1
			16QAM	1	1	22.26	22.18	22.45	1
			64QAM	1	1	20.77	20.76	20.78	2.5
256QAM	1	1	18.66	18.71	18.74	4.5			
CP	QPSK	1	1	21.68	21.71	21.61	1.5		

[NR FDD Band n2 Conducted Power _ P_{max_SUB2} (Ant F)]

NR FDD Band n2 _ 5 MHz Bandwidth Conducted Power

Bandwidth	SCS(kHz)	OFDM	Modulation	RB Size	RB Offset	Max. Average Power [dBm]			MPR [dB]
						370500	376000	381500	
						1852.5 MHz	1880 MHz	1907.5 MHz	
5 MHz	15	DFT-s OFDM	pi/2 BPSK	1	1	22.93	22.94	23.06	0
				1	13	22.81	22.87	22.95	0
				1	23	22.89	22.98	23.04	0
				12	0	22.37	22.44	22.51	0.5
				12	7	22.85	22.96	23.00	0
				12	13	22.37	22.46	22.51	0.5
			QPSK	25	0	22.34	22.45	22.51	0.5
				1	1	22.88	22.89	22.93	0
				1	13	22.75	22.89	22.87	0
				1	23	22.88	23.01	22.99	0
				12	0	21.90	21.92	22.01	1
				12	7	22.85	22.89	23.02	0
			16QAM	12	13	21.85	21.97	22.03	1
				25	0	21.88	21.94	22.00	1
				1	1	21.98	21.89	21.99	1
				1	1	20.37	20.45	20.30	2.5
			256QAM	1	1	18.40	18.45	18.47	4.5
				CP	QPSK	1	1	21.36	21.49

NR FDD Band n2 _ 10 MHz Bandwidth Conducted Power

Bandwidth	SCS(kHz)	OFDM	Modulation	RB Size	RB Offset	Max. Average Power [dBm]			MPR [dB]
						371000	376000	381000	
						1855 MHz	1880 MHz	1905 MHz	
10 MHz	15	DFT-s OFDM	pi/2 BPSK	1	1	22.99	22.92	23.04	0
				1	26	22.95	22.98	23.15	0
				1	50	22.93	22.95	23.09	0
				25	0	22.42	22.41	22.53	0.5
				25	14	22.88	22.93	23.00	0
				25	27	22.42	22.49	22.55	0.5
			QPSK	50	0	22.42	22.44	22.50	0.5
				1	1	22.93	22.93	22.96	0
				1	26	22.88	22.96	23.08	0
				1	50	22.90	22.95	23.02	0
				25	0	21.93	21.90	22.01	1
				25	14	22.89	22.94	22.99	0
			16QAM	25	27	21.92	21.98	22.02	1
				50	0	21.89	21.91	21.99	1
				1	1	21.99	21.95	22.00	1
				1	1	20.38	20.55	20.47	2.5
			256QAM	1	1	18.56	18.50	18.50	4.5
				CP	QPSK	1	1	21.58	21.51

NR FDD Band n2 _ 15 MHz Bandwidth Conducted Power

Bandwidth	SCS(kHz)	OFDM	Modulation	RB Size	RB Offset	Max. Average Power [dBm]			MPR [dB]
						371500	376000	380500	
						1857.5 MHz	1880 MHz	1902.5 MHz	
15 MHz	15	DFT-s OFDM	pi/2 BPSK	1	1	22.96	22.93	23.01	0
				1	40	22.86	22.89	22.89	0
				1	77	22.95	23.01	23.00	0
				36	0	22.39	22.43	22.41	0.5
				36	22	22.91	22.93	22.92	0
				36	43	22.46	22.50	22.44	0.5
				75	0	22.39	22.46	22.45	0.5
			QPSK	1	1	22.91	22.87	22.93	0
				1	40	22.81	22.84	22.83	0
				1	77	22.92	23.02	22.96	0
				36	0	21.90	21.92	21.91	1
				36	22	22.90	22.95	22.93	0
				36	43	21.91	21.98	21.98	1
				75	0	21.88	21.92	21.94	1
			16QAM	1	1	21.91	22.10	21.91	1
			64QAM	1	1	20.35	20.44	20.56	2.5
			256QAM	1	1	18.41	18.45	18.37	4.5
CP	QPSK	1	1	21.48	21.44	21.58	1.5		

NR FDD Band n2 _ 20 MHz Bandwidth Conducted Power

Bandwidth	SCS(kHz)	OFDM	Modulation	RB Size	RB Offset	Max. Average Power [dBm]			MPR [dB]
						372000	376000	380000	
						1860 MHz	1880 MHz	1900 MHz	
20 MHz	15	DFT-s OFDM	pi/2 BPSK	1	1	22.93	22.95	23.03	0
				1	53	22.96	23.02	22.98	0
				1	104	22.93	22.99	23.03	0
				50	0	22.36	22.46	22.48	0.5
				50	28	22.92	22.95	22.95	0
				50	56	22.42	22.44	22.45	0.5
				100	0	22.36	22.44	22.46	0.5
			QPSK	1	1	22.85	22.87	22.99	0
				1	53	22.98	22.96	23.01	0
				1	104	22.90	22.95	23.04	0
				50	0	21.86	21.91	21.98	1
				50	28	22.89	22.91	22.95	0
				50	56	21.93	21.93	21.98	1
				100	0	21.87	21.94	21.96	1
			16QAM	1	1	22.01	21.85	22.07	1
			64QAM	1	1	20.36	20.43	20.66	2.5
			256QAM	1	1	18.47	18.32	18.62	4.5
CP	QPSK	1	1	21.50	21.51	21.50	1.5		

[NR FDD Band n5 Conducted Power_ P_{max} , Free(RSI 0), RCV(RSI 1), Hotspot(RSI 2) _ MAIN1(Ant A)]

NR FDD Band n5_ 5 MHz Bandwidth Conducted Power

Bandwidth	SCS(kHz)	OFDM	Modulation	RB Size	RB Offset	Max. Average Power [dBm]			MPR [dB]
						165300	167300	169300	
						826.5 MHz	836.5 MHz	846.5 MHz	
5 MHz	15	DFT-s OFDM	pi/2 BPSK	1	1	23.56	23.54	23.52	0
				1	13	23.52	23.49	23.52	0
				1	23	23.62	23.58	23.62	0
				12	0	23.11	23.09	22.95	0.5
				12	7	23.64	23.58	23.61	0
				12	13	23.15	23.12	23.15	0.5
			25	0	23.15	23.12	23.13	0.5	
			QPSK	1	1	23.48	23.59	23.57	0
				1	13	23.60	23.49	23.54	0
				1	23	23.64	23.57	23.61	0
				12	0	22.66	22.62	22.64	1
				12	7	23.68	23.63	23.65	0
				12	13	22.68	22.63	22.66	1
			25	0	22.71	22.63	22.68	1	
			16QAM	1	1	22.65	22.54	22.69	1
			64QAM	1	1	21.18	21.33	21.23	2.5
			256QAM	1	1	19.06	19.19	19.07	4.5
			CP	QPSK	1	1	22.08	21.99	22.10

NR FDD Band n5_ 10 MHz Bandwidth Conducted Power

Bandwidth	SCS(kHz)	OFDM	Modulation	RB Size	RB Offset	Max. Average Power [dBm]		MPR [dB]	
							167300		
							836.5 MHz		
10 MHz	15	DFT-s OFDM	pi/2 BPSK	1	1		23.53		0
				1	26		23.54		0
				1	50		23.56		0
				25	0		23.08		0.5
				25	14		23.58		0
				25	27		23.06		0.5
			50	0		23.12		0.5	
			QPSK	1	1		23.66		0
				1	26		23.67		0
				1	50		23.61		0
				25	0		22.63		1
				25	14		23.63		0
				25	27		22.61		1
			50	0		22.66		1	
			16QAM	1	1		22.70		1
			64QAM	1	1		21.21		2.5
			256QAM	1	1		19.00		4.5
			CP	QPSK	1	1		22.04	

NR FDD Band n5_ 15 MHz Bandwidth Conducted Power

Bandwidth	SCS(kHz)	OFDM	Modulation	RB Size	RB Offset	Max. Average Power [dBm]		MPR [dB]
							167300	
							836.5 MHz	
15 MHz	15	DFT-s OFDM	pi/2 BPSK	1	1		23.60	0
				1	40		23.48	0
				1	77		23.56	0
				36	0		23.11	0.5
				36	22		23.60	0
				36	43		23.09	0.5
			QPSK	75	0		23.12	0.5
				1	1		23.64	0
				1	40		23.51	0
				1	77		23.53	0
				36	0		22.67	1
				36	22		23.66	0
			16QAM	36	43		22.62	1
				75	0		22.64	1
				1	1		22.60	1
			64QAM	1	1		21.18	2.5
				1	1		19.14	4.5
				1	1		21.97	1.5
CP	QPSK	1	1					

NR FDD Band n5_ 20 MHz Bandwidth Conducted Power

Bandwidth	SCS(kHz)	OFDM	Modulation	RB Size	RB Offset	Max. Average Power [dBm]		MPR [dB]
							167300	
							836.5 MHz	
20 MHz	15	DFT-s OFDM	pi/2 BPSK	1	1		23.59	0
				1	53		23.59	0
				1	104		23.57	0
				50	0		23.15	0.5
				50	28		23.59	0
				50	56		23.09	0.5
			QPSK	100	0		23.11	0.5
				1	1		23.68	0
				1	53		23.70	0
				1	104		23.64	0
				50	0		22.68	1
				50	28		23.65	0
			16QAM	50	56		22.63	1
				100	0		22.64	1
				1	1		22.78	1
			64QAM	1	1		21.19	2.5
				1	1		19.12	4.5
				1	1		22.11	1.5
CP	QPSK	1	1					

[NR FDD Band n5 Conducted Power_ P_{max} , Free(RSI 0), Hotspot(RSI 2) _ SUB1(Ant E)]

NR FDD Band n5_ 5 MHz Bandwidth Conducted Power

Bandwidth	SCS(kHz)	OFDM	Modulation	RB Size	RB Offset	Max. Average Power [dBm]			MPR [dB]	
						165300	167300	169300		
						826.5 MHz	836.5 MHz	846.5 MHz		
5 MHz	15	DFT-s OFDM	pi/2 BPSK	1	1	23.96	23.85	23.80	0	
				1	13	23.84	23.76	23.69	0	
				1	23	23.91	23.83	23.78	0	
				12	0	23.46	23.37	23.31	0.5	
				12	7	23.93	23.85	23.77	0	
				12	13	23.44	23.33	23.26	0.5	
				25	0	23.44	23.34	23.28	0.5	
			QPSK	1	1	23.98	23.87	23.72	0	
				1	13	23.82	23.75	23.64	0	
				1	23	23.91	23.81	23.69	0	
				12	0	22.95	22.86	22.75	1	
				12	7	23.93	23.85	23.76	0	
				12	13	22.94	22.85	22.76	1	
			25	0	22.94	22.83	22.77	1		
			16QAM	1	1	22.94	22.76	22.85	1	
			64QAM	1	1	21.46	21.39	21.34	2.5	
			256QAM	1	1	19.39	19.49	19.29	4.5	
			CP	QPSK	1	1	22.50	22.34	22.37	1.5

NR FDD Band n5_ 10 MHz Bandwidth Conducted Power

Bandwidth	SCS(kHz)	OFDM	Modulation	RB Size	RB Offset	Max. Average Power [dBm]		MPR [dB]
							167300	
							836.5 MHz	
10 MHz	15	DFT-s OFDM	pi/2 BPSK	1	1		23.88	0
				1	26		23.85	0
				1	50		23.80	0
				25	0		23.37	0.5
				25	14		23.84	0
				25	27		23.31	0.5
				50	0		23.35	0.5
			QPSK	1	1		23.83	0
				1	26		23.89	0
				1	50		23.77	0
				25	0		22.87	1
				25	14		23.85	0
				25	27		22.82	1
			50	0		22.85	1	
			16QAM	1	1		22.85	1
			64QAM	1	1		21.63	2.5
			256QAM	1	1		19.36	4.5
CP	QPSK	1	1		22.37	1.5		

NR FDD Band n5_ 15 MHz Bandwidth Conducted Power

Bandwidth	SCS(kHz)	OFDM	Modulation	RB Size	RB Offset	Max. Average Power [dBm]		MPR [dB]
						167300	836.5 MHz	
15 MHz	15	DFT-s OFDM	pi/2 BPSK	1	1		23.91	0
				1	40		23.76	0
				1	77		23.80	0
				36	0		23.39	0.5
				36	22		23.84	0
				36	43		23.31	0.5
			QPSK	75	0		23.36	0.5
				1	1		23.96	0
				1	40		23.81	0
				1	77		23.82	0
				36	0		22.87	1
				36	22		23.84	0
				36	43		22.81	1
			16QAM	75	0		22.84	1
				1	1		22.87	1
				1	1		21.39	2.5
		256QAM	1	1		19.41	4.5	
1	1			22.36	1.5			
CP	QPSK	1	1		22.36	1.5		

NR FDD Band n5_ 20 MHz Bandwidth Conducted Power

Bandwidth	SCS(kHz)	OFDM	Modulation	RB Size	RB Offset	Max. Average Power [dBm]		MPR [dB]
						167300	836.5 MHz	
20 MHz	15	DFT-s OFDM	pi/2 BPSK	1	1		23.92	0
				1	53		23.86	0
				1	104		23.77	0
				50	0		23.40	0.5
				50	28		23.83	0
				50	56		23.29	0.5
			QPSK	100	0		23.37	0.5
				1	1		23.96	0
				1	53		23.93	0
				1	104		23.77	0
				50	0		22.87	1
				50	28		23.81	0
				50	56		22.76	1
			16QAM	100	0		22.83	1
				1	1		23.01	1
				1	1		21.63	2.5
		256QAM	1	1		19.42	4.5	
1	1			22.40	1.5			
CP	QPSK	1	1		22.40	1.5		

[NR FDD Band n25 Conducted Power_ P_{max} , RCV (RSI 1)_ MAIN1(Ant A)]

NR FDD Band n25 _ 5 MHz Bandwidth Conducted Power

Bandwidth	SCS(kHz)	OFDM	Modulation	RB Size	RB Offset	Max. Average Power [dBm]			MPR [dB]	
						370500	376500	382500		
						1852.5 MHz	1882.5 MHz	1912.5 MHz		
5 MHz	15	DFT-s OFDM	pi/2 BPSK	1	1	23.38	23.25	23.46	0	
				1	13	23.01	23.18	23.35	0	
				1	23	23.13	23.25	23.44	0	
				12	0	22.59	22.72	22.93	0.5	
				12	7	23.11	23.23	23.43	0	
				12	13	22.63	22.74	22.93	0.5	
			QPSK	25	0	22.64	22.73	22.95	0.5	
				1	1	23.18	23.24	23.47	0	
				1	13	23.07	23.17	23.37	0	
				1	23	23.18	23.24	23.44	0	
				12	0	22.17	22.24	22.47	1	
				12	7	23.16	23.25	23.46	0	
				12	13	22.19	22.25	22.45	1	
				25	0	22.17	22.25	22.46	1	
				16QAM	1	1	22.29	22.25	22.55	1
			64QAM	1	1	20.75	20.76	21.18	2.5	
			256QAM	1	1	18.46	18.43	18.92	4.5	
			CP	QPSK	1	1	21.65	21.64	22.00	1.5

NR FDD Band n25 _ 10 MHz Bandwidth Conducted Power

Bandwidth	SCS(kHz)	OFDM	Modulation	RB Size	RB Offset	Max. Average Power [dBm]			MPR [dB]	
						371000	376500	382000		
						1855 MHz	1882.5 MHz	1910 MHz		
10 MHz	15	DFT-s OFDM	pi/2 BPSK	1	1	23.16	23.16	23.21	0	
				1	26	23.19	23.29	23.35	0	
				1	50	23.18	23.25	23.30	0	
				25	0	22.63	22.65	22.80	0.5	
				25	14	23.17	23.17	23.35	0	
				25	27	22.65	22.71	22.83	0.5	
				50	0	22.68	22.72	22.89	0.5	
			QPSK	1	1	23.26	23.25	23.32	0	
				1	26	23.31	23.28	23.48	0	
				1	50	23.29	23.29	23.35	0	
				25	0	22.21	22.20	22.37	1	
				25	14	23.22	23.24	23.40	0	
				25	27	22.20	22.24	22.38	1	
			16QAM	50	0	22.24	22.23	22.43	1	
				16QAM	1	1	22.14	22.16	22.24	1
				64QAM	1	1	20.80	20.71	20.87	2.5
				256QAM	1	1	18.64	18.72	18.80	4.5
			CP	QPSK	1	1	21.73	21.65	21.85	1.5

NR FDD Band n25 _ 15 MHz Bandwidth Conducted Power

Bandwidth	SCS(kHz)	OFDM	Modulation	RB Size	RB Offset	Max. Average Power [dBm]			MPR [dB]
						371500	376500	381500	
						1857.5 MHz	1882.5 MHz	1907.5 MHz	
15 MHz	15	DFT-s OFDM	pi/2 BPSK	1	1	23.13	23.10	23.23	0
				1	40	23.06	23.06	23.25	0
				1	77	23.20	23.20	23.35	0
				36	0	22.63	22.65	22.80	0.5
				36	22	23.19	23.17	23.31	0
				36	43	22.69	22.70	22.86	0.5
			QPSK	75	0	22.69	22.69	22.82	0.5
				1	1	23.23	23.22	23.31	0
				1	40	23.11	23.15	23.30	0
				1	77	23.32	23.25	23.18	0
				36	0	22.20	22.20	22.33	1
				36	22	23.22	23.22	23.39	0
			16QAM	36	43	22.23	22.24	22.39	1
				75	0	22.24	22.22	22.40	1
				1	1	22.39	22.14	22.42	1
			64QAM	1	1	20.69	20.70	20.88	2.5
				1	1	18.64	18.63	19.10	4.5
			256QAM	1	1	18.64	18.63	19.10	4.5
CP	QPSK	1	1	21.77	21.68	21.72	1.5		

NR FDD Band n25 _ 20 MHz Bandwidth Conducted Power

Bandwidth	SCS(kHz)	OFDM	Modulation	RB Size	RB Offset	Max. Average Power [dBm]			MPR [dB]
						372000	376500	381000	
						1860 MHz	1882.5 MHz	1905 MHz	
20 MHz	15	DFT-s OFDM	pi/2 BPSK	1	1	23.11	23.14	23.26	0
				1	53	23.16	23.25	23.31	0
				1	104	23.21	23.28	23.01	0
				50	0	22.64	22.66	22.77	0.5
				50	28	23.17	23.20	23.28	0
				50	56	22.68	22.76	22.90	0.5
			QPSK	100	0	22.66	22.72	22.86	0.5
				1	1	23.19	23.18	23.26	0
				1	53	23.27	23.28	23.39	0
				1	104	23.22	23.32	22.72	0
				50	0	22.22	22.23	22.36	1
				50	28	23.23	23.24	23.38	0
			16QAM	50	56	22.23	22.24	22.45	1
				100	0	22.22	22.24	22.39	1
				1	1	22.29	22.14	22.50	1
			64QAM	1	1	20.82	20.83	20.81	2.5
				1	1	18.71	18.58	18.62	4.5
			256QAM	1	1	18.71	18.58	18.62	4.5
CP	QPSK	1	1	21.74	21.71	21.79	1.5		

[NR FDD Band n25 Conducted Power_ P_{max} , RCV (RSI 1)_ SUB2(Ant F)]

NR FDD Band n25 _ 5 MHz Bandwidth Conducted Power

Bandwidth	SCS(kHz)	OFDM	Modulation	RB Size	RB Offset	Max. Average Power [dBm]			MPR [dB]
						370500	376500	382500	
						1852.5 MHz	1882.5 MHz	1912.5 MHz	
5 MHz	15	DFT-s OFDM	pi/2 BPSK	1	1	22.37	22.47	22.55	0
				1	13	22.24	22.40	22.35	0
				1	23	22.35	22.46	22.44	0
				12	0	21.84	21.97	21.97	0.5
				12	7	22.34	22.49	22.43	0
				12	13	21.86	21.97	21.88	0.5
			QPSK	25	0	21.86	21.96	21.91	0.5
				1	1	22.38	22.42	22.49	0
				1	13	22.26	22.37	22.36	0
				1	23	22.36	22.44	22.42	0
				12	0	21.35	21.46	21.46	1
				12	7	22.34	22.46	22.41	0
			16QAM	12	13	21.37	21.48	21.39	1
				25	0	21.36	21.49	21.39	1
				1	1	21.41	21.40	21.52	1
			64QAM	1	1	19.88	20.21	19.86	2.5
			256QAM	1	1	17.94	18.08	18.02	4.5
			CP	QPSK	1	1	20.98	21.02	21.11

NR FDD Band n25 _ 10 MHz Bandwidth Conducted Power

Bandwidth	SCS(kHz)	OFDM	Modulation	RB Size	RB Offset	Max. Average Power [dBm]			MPR [dB]
						371000	376500	382000	
						1855 MHz	1882.5 MHz	1910 MHz	
10 MHz	15	DFT-s OFDM	pi/2 BPSK	1	1	22.46	22.39	22.53	0
				1	26	22.45	22.57	22.63	0
				1	50	22.44	22.49	22.40	0
				25	0	21.90	21.94	22.02	0.5
				25	14	22.42	22.46	22.50	0
				25	27	21.91	21.98	21.94	0.5
			QPSK	50	0	21.90	21.96	22.02	0.5
				1	1	22.43	22.38	22.51	0
				1	26	22.41	22.47	22.62	0
				1	50	22.44	22.46	22.42	0
				25	0	21.43	21.45	21.50	1
				25	14	22.42	22.48	22.50	0
			16QAM	25	27	21.41	21.45	21.43	1
				50	0	21.42	21.48	21.54	1
				1	1	21.40	21.44	21.50	1
			64QAM	1	1	20.12	19.94	20.12	2.5
			256QAM	1	1	18.04	17.83	18.01	4.5
			CP	QPSK	1	1	21.03	20.94	21.08

NR FDD Band n25 _ 15 MHz Bandwidth Conducted Power

Bandwidth	SCS(kHz)	OFDM	Modulation	RB Size	RB Offset	Max. Average Power [dBm]			MPR [dB]
						371500	376500	381500	
						1857.5 MHz	1882.5 MHz	1907.5 MHz	
15 MHz	15	DFT-s OFDM	pi/2 BPSK	1	1	22.45	22.42	22.51	0
				1	40	22.35	22.38	22.46	0
				1	77	22.45	22.49	22.41	0
				36	0	21.92	21.94	22.02	0.5
				36	22	22.40	22.48	22.53	0
				36	43	21.94	21.98	22.01	0.5
			QPSK	75	0	21.90	21.97	22.00	0.5
				1	1	22.40	22.41	22.49	0
				1	40	22.32	22.38	22.46	0
				1	77	22.41	22.48	22.48	0
				36	0	21.41	21.43	21.51	1
				36	22	22.42	22.47	22.49	0
			16QAM	36	43	21.45	21.50	21.47	1
				75	0	21.40	21.47	21.50	1
				1	1	21.34	21.37	21.57	1
			64QAM	1	1	20.08	19.84	19.94	2.5
				1	1	18.03	18.00	17.97	4.5
				1	1	21.04	20.97	21.03	1.5
256QAM	1	1	18.03	18.00	17.97	4.5			
	1	1	21.04	20.97	21.03	1.5			
	1	1	21.04	20.97	21.03	1.5			
CP	QPSK	1	1	21.04	20.97	21.03	1.5		
		1	1	21.04	20.97	21.03	1.5		
		1	1	21.04	20.97	21.03	1.5		

NR FDD Band n25 _ 20 MHz Bandwidth Conducted Power

Bandwidth	SCS(kHz)	OFDM	Modulation	RB Size	RB Offset	Max. Average Power [dBm]			MPR [dB]
						372000	376500	381000	
						1860 MHz	1882.5 MHz	1905 MHz	
20 MHz	15	DFT-s OFDM	pi/2 BPSK	1	1	22.43	22.46	22.59	0
				1	53	22.47	22.56	22.62	0
				1	104	22.43	22.47	22.44	0
				50	0	21.88	21.89	22.02	0.5
				50	28	22.41	22.47	22.51	0
				50	56	21.93	21.98	22.06	0.5
			QPSK	100	0	21.90	21.96	22.02	0.5
				1	1	22.39	22.35	22.55	0
				1	53	22.47	22.46	22.55	0
				1	104	22.40	22.43	22.43	0
				50	0	21.37	21.39	21.51	1
				50	28	22.42	22.45	22.52	0
			16QAM	50	56	21.42	21.50	21.55	1
				100	0	21.38	21.46	21.51	1
				1	1	21.43	21.36	21.66	1
			64QAM	1	1	19.95	19.82	19.92	2.5
				1	1	17.93	17.98	18.22	4.5
				1	1	21.03	20.97	21.14	1.5
256QAM	1	1	17.93	17.98	18.22	4.5			
	1	1	21.03	20.97	21.14	1.5			
	1	1	21.03	20.97	21.14	1.5			
CP	QPSK	1	1	21.03	20.97	21.14	1.5		
		1	1	21.03	20.97	21.14	1.5		
		1	1	21.03	20.97	21.14	1.5		

[NR TDD Band n41 Conducted Power_ P_{max} _ SUB2(Ant F)]

NR TDD Band n41 _10 MHz Bandwidth Conducted Power

Bandwidth	SCS(kHz)	OFDM	Modulation	RB Size	RB Offset	Max. Average Power (dBm)					MPR [dB]
						500202	509400	518598	527802	537000	
						2501.01 MHz	2547 MHz	2592.99 MHz	2639.01 MHz	2685 MHz	
10 MHz	30	DFT-s	pi/2 BPSK	1	1	24.05	24.22	23.84	24.03	23.99	0
				1	12	24.09	24.25	23.86	24.06	24.00	0
				1	22	24.22	24.21	23.91	23.99	24.00	0
				12	0	23.59	23.68	23.33	23.50	23.50	0.5
				12	6	24.14	24.20	23.84	23.96	24.02	0
				12	12	23.69	23.70	23.41	23.46	23.51	0.5
			24	0	23.64	23.71	23.36	23.45	23.51	0.5	
			QPSK	1	1	24.10	24.22	23.90	24.06	24.02	0
				1	12	24.20	24.19	23.98	24.01	24.13	0
				1	22	24.27	24.23	23.97	23.99	24.05	0
				12	0	23.11	23.22	22.86	23.00	23.02	1
				12	6	24.17	24.23	23.88	23.96	24.04	0
				12	12	23.21	23.23	22.92	22.95	23.03	1
			24	0	23.15	23.24	22.88	22.95	23.02	1	
		16QAM	1	1	22.99	23.40	22.85	23.04	22.96	1	
		64QAM	1	1	21.58	21.75	21.48	21.56	21.50	2.5	
		256QAM	1	1	19.66	19.66	19.35	19.46	19.39	4.5	
CP	QPSK	1	1	22.56	22.77	22.42	22.51	22.58	1.5		

NR TDD Band n41 _15 MHz Bandwidth Conducted Power

Bandwidth	SCS(kHz)	OFDM	Modulation	RB Size	RB Offset	Max. Average Power (dBm)					MPR [dB]
						500700	509664	518598	527562	536496	
						2503.5 MHz	2548.32 MHz	2592.99 MHz	2637.81 MHz	2682.48 MHz	
15 MHz	30	DFT-s	pi/2 BPSK	1	1	24.07	24.23	23.84	23.89	24.13	0
				1	18	24.12	24.14	23.77	23.83	24.09	0
				1	36	24.34	24.21	23.96	23.88	24.15	0
				18	0	23.66	23.75	23.38	23.44	23.67	0.5
				18	9	24.24	24.24	23.87	23.92	24.19	0
				18	18	23.81	23.77	23.44	23.38	23.70	0.5
				36	0	23.74	23.75	23.38	23.43	23.70	0.5
			QPSK	1	1	24.15	24.30	23.86	23.91	24.29	0
				1	18	24.25	24.22	23.81	23.85	24.20	0
				1	36	24.45	24.29	23.94	23.92	24.26	0
				18	0	23.19	23.28	22.89	22.95	23.21	1
				18	9	24.26	24.27	23.89	23.95	24.23	0
				18	18	23.32	23.28	22.95	22.89	23.23	1
			36	0	23.25	23.27	22.89	22.95	23.22	1	
		16QAM	1	1	23.06	23.31	22.86	22.87	23.30	1	
		64QAM	1	1	21.51	21.84	21.47	21.36	21.95	2.5	
		256QAM	1	1	19.60	19.89	19.36	19.50	19.73	4.5	
CP	QPSK	1	1	22.53	22.87	22.46	22.47	22.73	1.5		

NR TDD Band n41 _20 MHz Bandwidth Conducted Power

Bandwidth	SCS(kHz)	OFDM	Modulation	RB Size	RB Offset	Max. Average Power (dBm)					MPR [dB]
						501204	509898	518598	527298	535998	
						2506.02 MHz	2549.49 MHz	2592.99 MHz	2636.49 MHz	2679.99 MHz	
20 MHz	30	DFT-s	pi/2 BPSK	1	1	23.92	24.22	23.87	23.96	24.12	0
				1	26	24.10	24.26	23.86	23.89	24.14	0
				1	49	24.28	24.25	23.99	23.87	24.18	0
				25	0	23.52	23.78	23.38	23.39	23.67	0.5
				25	13	24.13	24.29	23.88	23.92	24.15	0
				25	26	23.72	23.78	23.44	23.38	23.69	0.5
			QPSK	50	0	23.61	23.79	23.39	23.43	23.66	0.5
				1	1	23.98	24.37	23.92	23.99	24.17	0
				1	26	24.14	24.33	23.92	23.93	24.18	0
				1	49	24.31	24.31	24.03	23.92	24.22	0
				25	0	23.05	23.30	22.88	22.91	23.21	1
				25	13	24.14	24.31	23.89	23.95	24.19	0
			16QAM	25	26	23.24	23.30	22.96	22.89	23.21	1
				50	0	23.13	23.30	22.89	22.95	23.18	1
				1	1	22.77	23.39	22.79	23.12	23.07	1
			64QAM	1	1	21.30	21.74	21.42	21.62	21.57	2.5
				1	1	19.35	19.72	19.26	19.64	19.80	4.5
			256QAM	1	1	19.35	19.72	19.26	19.64	19.80	4.5
CP	QPSK	1	1	22.29	22.63	22.33	22.44	22.50	1.5		

NR TDD Band n41 _30 MHz Bandwidth Conducted Power

Bandwidth	SCS(kHz)	OFDM	Modulation	RB Size	RB Offset	Max. Average Power (dBm)					MPR [dB]
						502200	510402	518598	526800	534996	
						2511 MHz	2552.01 MHz	2592.99 MHz	2634 MHz	2674.98 MHz	
30 MHz	30	DFT-s	pi/2 BPSK	1	1	24.01	24.29	23.92	24.09	24.09	0
				1	39	24.30	24.30	23.85	24.08	24.24	0
				1	76	24.38	24.16	23.99	24.06	24.21	0
				36	0	23.61	23.82	23.35	23.58	23.63	0.5
				36	21	24.28	24.32	23.84	24.02	24.20	0
				36	42	23.85	23.75	23.40	23.50	23.65	0.5
			QPSK	75	0	23.78	23.80	23.32	23.53	23.72	0.5
				1	1	24.02	24.23	23.90	24.05	24.09	0
				1	39	24.31	24.28	23.89	24.06	24.17	0
				1	76	24.39	24.11	23.99	24.02	24.13	0
				36	0	23.16	23.31	22.85	23.09	23.19	1
				36	21	24.32	24.31	23.86	24.05	24.22	0
			16QAM	36	42	23.38	23.26	22.92	23.02	23.23	1
				75	0	23.29	23.33	22.85	23.05	23.24	1
				1	1	23.08	23.39	22.81	23.17	22.95	1
			64QAM	1	1	21.61	21.91	21.39	21.58	21.64	2.5
				1	1	19.67	19.94	19.58	19.74	19.80	4.5
			256QAM	1	1	19.67	19.94	19.58	19.74	19.80	4.5
CP	QPSK	1	1	22.43	22.67	22.30	22.54	22.40	1.5		

NR TDD Band n41 _40 MHz Bandwidth Conducted Power

Bandwidth	SCS(kHz)	OFDM	Modulation	RB Size	RB Offset	Max. Average Power (dBm)				MPR [dB]	
						503202	513468		523734		534000
						2516.01 MHz	2567.34 MHz		2618.67 MHz		2670 MHz
40 MHz	30	DFT-s	pi/2 BPSK	1	1	23.90	24.20		23.85	23.92	0
				1	53	24.29	23.98		24.00	24.13	0
				1	104	24.23	23.81		23.96	24.12	0
				50	0	23.55	23.66		23.39	23.46	0.5
				50	28	24.21	23.97		23.95	24.03	0
				50	56	23.71	23.39		23.44	23.57	0.5
			QPSK	100	0	23.70	23.52		23.46	23.54	0.5
				1	1	23.89	24.19		23.87	23.89	0
				1	53	24.27	23.99		23.92	24.13	0
				1	104	24.18	23.79		23.95	24.09	0
				50	0	23.08	23.17		22.93	23.00	1
				50	28	24.23	23.99		23.97	24.06	0
			16QAM	50	56	23.24	22.90		22.97	23.08	1
				100	0	23.23	23.03		22.95	23.07	1
				1	1	22.79	23.26		22.88	23.04	1
			64QAM	1	1	21.52	21.77		21.44	21.47	2.5
			256QAM	1	1	19.45	19.63		19.47	19.51	4.5
CP	QPSK	1	1	22.33	22.61		22.32	22.31	1.5		

NR TDD Band n41 _50 MHz Bandwidth Conducted Power

Bandwidth	SCS(kHz)	OFDM	Modulation	RB Size	RB Offset	Max. Average Power (dBm)				MPR [dB]		
						504204		518598			532998	
						2521.02 MHz		2592.99 MHz			2664.99 MHz	
50 MHz	30	DFT-s	pi/2 BPSK	1	1	24.03		24.06		24.01	0	
				1	67	24.33		23.85		24.06	0	
				1	131	24.36		24.10		24.20	0	
				64	0	23.76		23.42		23.48	0.5	
				64	35	24.38		23.88		24.10	0	
				64	69	23.87		23.51		23.71	0.5	
				128	0	23.90		23.37		23.62	0.5	
			QPSK	1	1	24.02		24.06		23.98	0	
				1	67	24.36		23.86		24.08	0	
				1	131	24.38		24.03		24.19	0	
				64	0	23.28		22.95		23.03	1	
				64	35	24.39		23.89		24.12	0	
				64	69	23.37		23.01		23.23	1	
				128	0	23.40		22.87		23.14	1	
			16QAM	1	1	23.07		23.07		22.96	1	
				64QAM	1	1	21.52		21.73		21.59	2.5
				256QAM	1	1	19.55		19.64		19.53	4.5
CP	QPSK	1	1	22.44		22.45		22.45	1.5			

NR TDD Band n41 _60 MHz Bandwidth Conducted Power

Bandwidth	SCS(kHz)	OFDM	Modulation	RB Size	RB Offset	Max. Average Power (dBm)				MPR [dB]	
						505200		518598			531996
						2526 MHz		2592.99 MHz			2659.98 MHz
60 MHz	30	DFT-s	pi/2 BPSK	1	1	23.96		24.22		23.98	0
				1	81	24.30		23.88		23.99	0
				1	160	24.34		24.16		24.24	0
				81	0	23.74		23.50		23.48	0.5
				81	41	24.28		23.91		24.03	0
				81	81	23.81		23.57		23.69	0.5
			162	0	23.80		23.43		23.55	0.5	
			QPSK	1	1	24.06		24.25		24.03	0
				1	81	24.37		23.90		24.01	0
				1	160	24.41		24.19		24.28	0
				81	0	23.27		23.02		23.01	1
				81	41	24.31		23.94		24.05	0
				81	81	23.33		23.08		23.20	1
			162	0	23.32		22.93		23.07	1	
			16QAM	1	1	23.05		23.14		22.98	1
			64QAM	1	1	21.63		21.87		21.64	2.5
			256QAM	1	1	19.61		19.83		19.58	4.5
			CP	QPSK	1	1	22.41		22.68		22.48

NR TDD Band n41 _70 MHz Bandwidth Conducted Power

Bandwidth	SCS(kHz)	OFDM	Modulation	RB Size	RB Offset	Max. Average Power (dBm)				MPR [dB]	
						506208					530994
						2531.04 MHz					2654.97 MHz
70 MHz	30	DFT-s	pi/2 BPSK	1	1	24.10				24.06	0
				1	81	24.37				23.86	0
				1	160	24.41				24.15	0
				81	0	23.85				23.45	0.5
				81	41	24.41				23.86	0
				81	81	23.93				23.49	0.5
			162	0	23.92				23.41	0.5	
			QPSK	1	1	24.19				24.12	0
				1	81	24.49				23.87	0
				1	160	24.48				24.17	0
				81	0	23.38				22.98	1
				81	41	24.43				23.89	0
				81	81	23.44				23.02	1
			162	0	23.43				22.92	1	
			16QAM	1	1	23.20				23.20	1
			64QAM	1	1	21.70				21.70	2.5
			256QAM	1	1	19.58				19.56	4.5
			CP	QPSK	1	1	22.56				22.55

NR TDD Band n41 _80 MHz Bandwidth Conducted Power

Bandwidth	SCS(kHz)	OFDM	Modulation	RB Size	RB Offset	Max. Average Power (dBm)				MPR [dB]	
						507204			529998		
						2536.02 MHz			2649.99 MHz		
80 MHz	30	DFT-s	pi/2 BPSK	1	1	24.03				24.37	0
				1	109	24.18				24.17	0
				1	215	24.13				24.52	0
				108	0	23.80				23.74	0.5
				108	55	24.24				24.16	0
				108	109	23.80				23.84	0.5
			QPSK	216	0	23.77				23.68	0.5
				1	1	24.12				24.33	0
				1	109	24.21				24.16	0
				1	215	24.11				24.44	0
				108	0	23.32				23.20	1
				108	55	24.27				24.13	0
			16QAM	108	109	23.31				23.30	1
				216	0	23.29				23.15	1
				1	1	23.11				23.33	1
			64QAM	1	1	21.72				21.68	2.5
			256QAM	1	1	19.66				19.59	4.5
			CP	QPSK	1	1	22.53				22.62

NR TDD Band n41 _90 MHz Bandwidth Conducted Power

Bandwidth	SCS(kHz)	OFDM	Modulation	RB Size	RB Offset	Max. Average Power (dBm)				MPR [dB]	
						508200			528996		
						2541 MHz			2644.98 MHz		
90 MHz	30	DFT-s	pi/2 BPSK	1	1	24.12				24.08	0
				1	123	24.26				24.03	0
				1	243	24.05				24.33	0
				120	0	23.89				23.64	0.5
				120	63	24.35				24.08	0
				120	125	23.79				23.70	0.5
			QPSK	243	0	23.90				23.61	0.5
				1	1	24.23				24.10	0
				1	123	24.36				24.10	0
				1	243	24.16				24.42	0
				120	0	23.42				23.17	1
				120	63	24.38				24.10	0
			16QAM	120	125	23.30				23.21	1
				243	0	23.40				23.13	1
				1	1	23.38				23.12	1
			64QAM	1	1	21.77				21.55	2.5
			256QAM	1	1	19.65				19.56	4.5
			CP	QPSK	1	1	22.60				22.61

NR TDD Band n41 _100 MHz Bandwidth Conducted Power

Bandwidth	SCS(kHz)	OFDM	Modulation	RB Size	RB Offset	Max. Average Power (dBm)				MPR [dB]	
								518598			
100 MHz	30	DFT-s	pi/2 BPSK	1	1			2592.99			0
				1	137			24.52			0
				1	271			23.88			0
				135	0			24.17			0
				135	69			23.63			0.5
				135	138			23.90			0
				270	0			23.64			0.5
			QPSK	1	1			23.44			0.5
				1	137			24.51			0
				1	271			23.86			0
				135	0			24.13			0
				135	69			23.14			1
				135	138			23.92			0
			16QAM	1	1			23.14			1
			64QAM	1	1			22.94			1
			256QAM	1	1			23.34			1
				1	1			22.15			2.5
				1	1			19.99			4.5
		CP	QPSK	1	1			23.01			1.5

[NR FDD Band n66 Conducted Power _ P_{max} , RCV (RSI 1)_MAIN1(Ant A)]

NR FDD Band n66 _ 5 MHz Bandwidth Conducted Power

Bandwidth	SCS(kHz)	OFDM	Modulation	RB Size	RB Offset	Max. Average Power [dBm]			MPR [dB]
						342500	349000	355500	
						1712.5 MHz	1745 MHz	1777.5 MHz	
5 MHz	15	DFT-s OFDM	pi/2 BPSK	1	1	23.79	23.83	23.75	0
				1	13	23.73	23.71	23.74	0
				1	23	23.82	23.75	23.83	0
				12	0	23.30	23.29	23.27	0.5
				12	7	23.81	23.79	23.81	0
				12	13	23.27	23.23	23.32	0.5
				25	0	23.36	23.29	23.32	0.5
			QPSK	1	1	23.66	23.85	23.80	0
				1	13	23.68	23.73	23.69	0
				1	23	23.75	23.80	23.76	0
				12	0	22.86	22.84	22.82	1
				12	7	23.74	23.82	23.82	0
				12	13	22.84	22.78	22.85	1
			25	0	22.87	22.81	22.85	1	
			16QAM	1	1	22.82	22.89	22.88	1
			64QAM	1	1	21.33	21.40	21.33	2.5
			256QAM	1	1	19.17	19.30	19.28	4.5
CP	QPSK	1	1	22.27	22.30	22.20	1.5		

NR FDD Band n66 _ 10 MHz Bandwidth Conducted Power

Bandwidth	SCS(kHz)	OFDM	Modulation	RB Size	RB Offset	Max. Average Power [dBm]			MPR [dB]
						343000	349000	355000	
						1715 MHz	1745 MHz	1775 MHz	
10 MHz	15	DFT-s OFDM	pi/2 BPSK	1	1	23.81	23.63	23.63	0
				1	26	23.81	23.64	23.68	0
				1	50	23.72	23.67	23.70	0
				25	0	23.31	23.19	23.19	0.5
				25	14	23.79	23.66	23.70	0
				25	27	23.29	23.17	23.25	0.5
				50	0	23.29	23.20	23.24	0.5
			QPSK	1	1	23.69	23.69	23.74	0
				1	26	23.69	23.73	23.82	0
				1	50	23.73	23.73	23.78	0
				25	0	22.89	22.78	22.78	1
				25	14	23.77	23.72	23.79	0
				25	27	22.82	22.69	22.80	1
			50	0	22.87	22.75	22.78	1	
			16QAM	1	1	22.91	22.87	22.70	1
			64QAM	1	1	21.43	21.42	21.34	2.5
			256QAM	1	1	19.25	19.31	19.01	4.5
CP	QPSK	1	1	22.32	22.26	22.27	1.5		

NR FDD Band n66 _ 15 MHz Bandwidth Conducted Power

Bandwidth	SCS(kHz)	OFDM	Modulation	RB Size	RB Offset	Max. Average Power [dBm]			MPR [dB]
						343500	349000	354500	
						1717.5 MHz	1745 MHz	1772.5 MHz	
15 MHz	15	DFT-s OFDM	pi/2 BPSK	1	1	23.74	23.75	23.48	0
				1	40	23.61	23.62	23.44	0
				1	77	23.70	23.72	23.56	0
				36	0	23.28	23.27	23.09	0.5
				36	22	23.75	23.76	23.59	0
				36	43	23.21	23.23	23.13	0.5
			QPSK	75	0	23.28	23.28	23.13	0.5
				1	1	23.36	23.82	23.57	0
				1	40	23.65	23.70	23.61	0
				1	77	23.63	23.76	23.69	0
				36	0	22.85	22.87	22.72	1
				36	22	23.82	23.78	23.69	0
			16QAM	36	43	22.77	22.82	22.74	1
				75	0	22.82	22.82	22.73	1
				1	1	22.54	22.89	22.85	1
				1	1	21.35	21.38	21.35	2.5
256QAM	1	1	19.22	19.41	19.26	4.5			
	CP	QPSK	1	1	22.18	22.33	22.21	1.5	

NR FDD Band n66 _ 20 MHz Bandwidth Conducted Power

Bandwidth	SCS(kHz)	OFDM	Modulation	RB Size	RB Offset	Max. Average Power [dBm]			MPR [dB]
						344000	349000	354000	
						1720 MHz	1745 MHz	1770 MHz	
20 MHz	15	DFT-s OFDM	pi/2 BPSK	1	1	23.75	23.69	23.65	0
				1	53	23.69	23.72	23.62	0
				1	104	23.64	23.65	23.72	0
				50	0	23.24	23.24	23.21	0.5
				50	28	23.67	23.74	23.52	0
				50	56	23.18	23.25	23.22	0.5
			QPSK	100	0	23.19	23.27	23.14	0.5
				1	1	23.47	23.76	23.63	0
				1	53	23.76	23.82	23.29	0
				1	104	23.68	23.77	23.72	0
				50	0	22.80	22.83	22.78	1
				50	28	23.72	23.79	23.38	0
			16QAM	50	56	22.73	22.79	22.77	1
				100	0	22.74	22.81	22.79	1
				1	1	22.73	22.83	22.97	1
				1	1	21.37	21.35	21.28	2.5
256QAM	1	1	19.18	19.28	19.34	4.5			
	CP	QPSK	1	1	22.22	22.23	22.16	1.5	

[NR FDD Band n66 Conducted Power _ P_{max} SUB2(Ant F)]

NR FDD Band n66 _ 5 MHz Bandwidth Conducted Power

Bandwidth	SCS(kHz)	OFDM	Modulation	RB Size	RB Offset	Max. Average Power [dBm]			MPR [dB]
						342500	349000	355500	
						1712.5 MHz	1745 MHz	1777.5 MHz	
5 MHz	15	DFT-s OFDM	pi/2 BPSK	1	1	22.87	22.83	22.76	0
				1	13	22.74	22.69	22.60	0
				1	23	22.80	22.73	22.70	0
				12	0	22.29	22.26	22.20	0.5
				12	7	22.79	22.71	22.68	0
				12	13	22.31	22.22	22.21	0.5
			25	0	22.29	22.27	22.19	0.5	
			QPSK	1	1	22.83	22.75	22.67	0
				1	13	22.72	22.65	22.60	0
				1	23	22.79	22.71	22.72	0
				12	0	21.82	21.80	21.70	1
				12	7	22.80	22.75	22.68	0
				12	13	21.80	21.74	21.71	1
			25	0	21.80	21.75	21.69	1	
			16QAM	1	1	21.89	21.75	21.78	1
			64QAM	1	1	20.23	20.35	20.44	2.5
			256QAM	1	1	18.38	18.39	18.25	4.5
			CP	QPSK	1	1	21.42	21.37	21.22

NR FDD Band n66 _ 10 MHz Bandwidth Conducted Power

Bandwidth	SCS(kHz)	OFDM	Modulation	RB Size	RB Offset	Max. Average Power [dBm]			MPR [dB]
						343000	349000	355000	
						1715 MHz	1745 MHz	1775 MHz	
10 MHz	15	DFT-s OFDM	pi/2 BPSK	1	1	22.97	22.86	22.70	0
				1	26	22.98	22.81	22.81	0
				1	50	22.80	22.73	22.73	0
				25	0	22.40	22.31	22.21	0.5
				25	14	22.85	22.75	22.71	0
				25	27	22.32	22.21	22.23	0.5
			50	0	22.36	22.26	22.20	0.5	
			QPSK	1	1	22.85	22.75	22.68	0
				1	26	22.87	22.73	22.74	0
				1	50	22.77	22.61	22.66	0
				25	0	21.91	21.79	21.71	1
				25	14	22.85	22.74	22.71	0
				25	27	21.82	21.76	21.73	1
			50	0	21.90	21.77	21.72	1	
			16QAM	1	1	21.87	21.95	21.68	1
			64QAM	1	1	20.38	20.27	20.30	2.5
			256QAM	1	1	18.50	18.30	18.23	4.5
			CP	QPSK	1	1	21.39	21.41	21.23

NR FDD Band n66 _ 15 MHz Bandwidth Conducted Power

Bandwidth	SCS(kHz)	OFDM	Modulation	RB Size	RB Offset	Max. Average Power [dBm]			MPR [dB]
						343500	349000	354500	
						1717.5 MHz	1745 MHz	1772.5 MHz	
15 MHz	15	DFT-s OFDM	pi/2 BPSK	1	1	22.94	22.80	22.61	0
				1	40	22.72	22.65	22.56	0
				1	77	22.70	22.66	22.62	0
				36	0	22.37	22.28	22.13	0.5
				36	22	22.77	22.75	22.62	0
				36	43	22.23	22.22	22.13	0.5
			QPSK	75	0	22.29	22.25	22.13	0.5
				1	1	22.86	22.83	22.53	0
				1	40	22.70	22.65	22.47	0
				1	77	22.69	22.61	22.56	0
				36	0	21.89	21.80	21.64	1
				36	22	22.77	22.77	22.64	0
				36	43	21.74	21.70	21.64	1
				75	0	21.81	21.77	21.62	1
			16QAM	1	1	21.81	21.83	21.70	1
			64QAM	1	1	20.50	20.46	20.21	2.5
			256QAM	1	1	18.59	18.43	18.14	4.5
			CP	QPSK	1	1	21.48	21.44	21.16

NR FDD Band n66 _ 20 MHz Bandwidth Conducted Power

Bandwidth	SCS(kHz)	OFDM	Modulation	RB Size	RB Offset	Max. Average Power [dBm]			MPR [dB]
						344000	349000	354000	
						1720 MHz	1745 MHz	1770 MHz	
20 MHz	15	DFT-s OFDM	pi/2 BPSK	1	1	22.87	22.77	22.64	0
				1	53	22.83	22.81	22.67	0
				1	104	22.69	22.64	22.64	0
				50	0	22.37	22.34	22.12	0.5
				50	28	22.75	22.76	22.62	0
				50	56	22.19	22.19	22.13	0.5
			QPSK	100	0	22.25	22.27	22.13	0.5
				1	1	22.91	22.77	22.60	0
				1	53	22.75	22.78	22.67	0
				1	104	22.66	22.67	22.63	0
				50	0	21.87	21.79	21.62	1
				50	28	22.73	22.74	22.61	0
				50	56	21.68	21.69	21.67	1
				100	0	21.78	21.77	21.63	1
			16QAM	1	1	21.84	21.77	21.77	1
			64QAM	1	1	20.50	20.28	20.28	2.5
			256QAM	1	1	18.35	18.32	18.08	4.5
			CP	QPSK	1	1	21.39	21.30	21.10

[NR TDD Band n77 Power Class 3 Conducted Power _ P_{max_SUB2} (Ant F)]

NR TDD Band n77_ 10 MHz Bandwidth Conducted Power

Bandwidth	SCS(kHz)	OFDM	Modulation	RB Size	RB Offset	Max. Average Power (dBm)						MPR [dB]
						647000	650600	654200	657800	661400	665000	
						3705 MHz	3759 MHz	3813 MHz	3867 MHz	3921 MHz	3975 MHz	
10 MHz	30	DFT-s	pi/2 BPSK	1	1	24.08	24.07	24.63	24.03	24.19	23.68	0
				1	12	24.04	24.20	24.64	24.09	24.15	23.68	0
				1	22	23.95	24.28	24.56	24.05	24.07	23.57	0
				12	0	23.52	23.58	24.09	23.50	23.63	23.12	0.5
				12	6	23.97	24.13	24.57	23.98	24.07	23.61	0
				12	12	23.43	23.71	24.07	23.53	23.57	23.11	0.5
			QPSK	24	0	23.48	23.63	24.08	23.50	23.58	23.12	0.5
				1	1	24.04	24.02	24.66	23.95	24.11	23.65	0
				1	12	24.01	24.09	24.59	23.92	24.09	23.58	0
				1	22	23.93	24.24	24.58	24.01	23.99	23.60	0
				12	0	23.03	23.08	23.61	23.00	23.14	22.63	1
				12	6	24.00	24.15	24.59	24.01	24.09	23.60	0
			16QAM	12	12	22.97	23.23	23.61	23.04	23.08	22.62	1
				24	0	22.99	23.15	23.61	23.02	23.12	22.65	1
				1	1	23.15	23.07	23.68	23.14	23.19	22.66	1
				1	1	21.74	21.53	22.19	21.44	21.65	21.13	2.5
64QAM	1	1	19.68	19.55	20.16	19.66	19.66	19.20	4.5			
	1	1	22.56	22.54	23.08	22.48	22.64	22.11	1.5			
CP	QPSK	1	1	22.56	22.54	23.08	22.48	22.64	22.11	1.5		

NR TDD Band n77_ 15 MHz Bandwidth Conducted Power

Bandwidth	SCS(kHz)	OFDM	Modulation	RB Size	RB Offset	Max. Average Power (dBm)						MPR [dB]
						647168	650700	654232	657766	661300	664832	
						3707.52 MHz	3760.5 MHz	3813.49 MHz	3866.5 MHz	3919.5 MHz	3972.48 MHz	
15 MHz	30	DFT-s	pi/2 BPSK	1	1	24.15	24.03	24.60	24.05	24.26	23.68	0
				1	18	23.97	24.10	24.74	24.04	24.22	23.65	0
				1	36	23.85	24.29	24.49	24.07	24.03	23.60	0
				18	0	23.48	23.51	24.14	23.44	23.72	23.09	0.5
				18	9	24.02	24.05	24.65	23.92	24.02	23.54	0
				18	18	23.50	23.74	24.13	23.58	23.66	23.12	0.5
			QPSK	36	0	23.38	23.64	24.04	23.60	23.52	23.16	0.5
				1	1	24.06	23.93	24.71	23.89	24.20	23.66	0
				1	18	24.00	24.08	24.49	23.88	24.12	23.60	0
				1	36	23.85	24.25	24.55	24.04	23.96	23.66	0
				18	0	22.94	23.16	23.58	22.95	23.11	22.66	1
				18	9	24.00	24.16	24.53	23.98	24.14	23.62	0
			16QAM	18	18	22.94	23.29	23.51	23.00	23.15	22.52	1
				36	0	22.92	23.25	23.59	23.00	23.11	22.67	1
				1	1	23.16	23.11	23.74	23.20	23.27	22.70	1
				1	1	21.82	21.54	22.15	21.50	21.74	21.15	2.5
64QAM	1	1	19.68	19.63	20.25	19.71	19.68	19.25	4.5			
	1	1	22.58	22.45	23.09	22.38	22.69	22.18	1.5			
CP	QPSK	1	1	22.58	22.45	23.09	22.38	22.69	22.18	1.5		

NR TDD Band n77_ 20 MHz Bandwidth Conducted Power

Bandwidth	SCS(kHz)	OFDM	Modulation	RB Size	RB Offset	Max. Average Power (dBm)						MPR [dB]
						647334	650800	654266	657734	661200	664666	
						3710.01 MHz	3762 MHz	3813.99 MHz	3866.01 MHz	3918 MHz	3969.99 MHz	
20 MHz	30	DFT-s OFDM	pi/2 BPSK	1	1	24.13	24.08	24.59	23.98	24.22	23.78	0
				1	26	23.98	24.02	24.64	24.09	24.24	23.74	0
				1	49	23.78	24.34	24.41	23.97	24.06	23.67	0
				25	0	23.41	23.59	24.18	23.43	23.82	23.17	0.5
				25	13	24.10	23.95	24.66	23.87	24.11	23.61	0
				25	26	23.49	23.69	24.11	23.56	23.56	23.16	0.5
			QPSK	50	0	23.30	23.72	24.00	23.54	23.53	23.24	0.5
				1	1	24.00	24.03	24.72	23.81	24.22	23.70	0
				1	26	23.91	24.18	24.42	23.89	24.07	23.66	0
				1	49	23.87	24.32	24.45	23.98	24.01	23.69	0
				25	0	22.91	23.14	23.59	22.95	23.01	22.73	1
				25	13	23.93	24.14	24.61	24.05	24.09	23.58	0
				25	26	22.99	23.25	23.51	22.93	23.06	22.50	1
				50	0	22.95	23.25	23.62	23.08	23.02	22.59	1
				16QAM	1	1	23.21	23.06	23.68	23.19	23.20	22.79
64QAM	1	1	21.78	21.61	22.06	21.48	21.78	21.12	2.5			
256QAM	1	1	19.69	19.60	20.33	19.81	19.74	19.30	4.5			
CP	QPSK	1	1	22.68	22.40	23.17	22.36	22.65	22.14	1.5		

NR TDD Band n77_ 30 MHz Bandwidth Conducted Power

Bandwidth	SCS(kHz)	OFDM	Modulation	RB Size	RB Offset	Max. Average Power (dBm)						MPR [dB]
						647668	651000	654334	657666	661000	664332	
						3715.02 MHz	3765 MHz	3815.01 MHz	3864.99 MHz	3915 MHz	3964.98 MHz	
30 MHz	30	DFT-s	pi/2 BPSK	1	1	24.20	24.13	24.56	24.01	24.21	23.76	0
				1	39	23.95	24.08	24.70	24.13	24.29	23.76	0
				1	76	23.77	24.26	24.34	23.87	23.96	23.72	0
				36	0	23.32	23.51	24.23	23.38	23.88	23.24	0.5
				36	21	24.15	23.87	24.61	23.89	24.13	23.71	0
				36	42	23.46	23.78	24.12	23.46	23.58	23.10	0.5
			QPSK	75	0	23.30	23.71	23.91	23.55	23.61	23.28	0.5
				1	1	24.09	24.11	24.66	23.89	24.28	23.80	0
				1	39	24.00	24.14	24.44	23.83	24.15	23.71	0
				1	76	23.82	24.22	24.54	24.08	24.02	23.64	0
				36	0	22.96	23.11	23.52	22.94	23.02	22.70	1
				36	21	23.83	24.12	24.53	23.95	24.12	23.51	0
				36	42	22.94	23.34	23.58	22.84	23.00	22.44	1
				75	0	22.88	23.28	23.56	23.00	23.03	22.55	1
				16QAM	1	1	23.26	22.98	23.61	23.14	23.29	22.72
64QAM	1	1	21.80	21.63	22.09	21.45	21.88	21.18	2.5			
256QAM	1	1	19.59	19.55	20.38	19.75	19.74	19.35	4.5			
CP	QPSK	1	1	22.68	22.37	23.13	22.39	22.62	22.18	1.5		

NR TDD Band n77_40 MHz Bandwidth Conducted Power

Bandwidth	SCS(kHz)	OFDM	Modulation	RB Size	RB Offset	Max. Average Power (dBm)						MPR [dB]
						648000	651200	654400	657600	660800	664000	
						3720 MHz	3768 MHz	3816 MHz	3864 MHz	3912 MHz	3960 MHz	
40 MHz	30	DFT-s OFDM	pi/2 BPSK	1	1	24.19	24.14	24.56	24.04	24.23	23.86	0
				1	53	24.05	24.01	24.73	24.14	24.20	23.77	0
				1	104	23.85	24.36	24.31	23.79	23.93	23.73	0
				50	0	23.27	23.60	24.13	23.46	23.89	23.30	0.5
				50	28	24.24	23.85	24.59	23.84	24.13	23.62	0
				50	56	23.43	23.87	24.11	23.49	23.62	23.14	0.5
			QPSK	100	0	23.31	23.64	23.86	23.63	23.55	23.27	0.5
				1	1	24.03	24.08	24.73	23.84	24.28	23.84	0
				1	53	24.07	24.04	24.49	23.74	24.24	23.65	0
				1	104	23.85	24.32	24.51	24.05	23.99	23.58	0
				50	0	22.86	23.21	23.42	22.87	22.97	22.79	1
				50	28	23.88	24.07	24.60	23.90	24.12	23.43	0
			16QAM	50	56	22.89	23.27	23.48	22.79	22.98	22.34	1
				100	0	22.93	23.32	23.52	22.93	23.05	22.60	1
				1	1	23.23	23.00	23.56	23.11	23.19	22.67	1
			64QAM	1	1	21.75	21.70	22.05	21.41	21.93	21.20	2.5
			256QAM	1	1	19.62	19.52	20.48	19.71	19.82	19.42	4.5
			CP	QPSK	1	1	22.76	22.29	23.19	22.32	22.66	22.13

NR TDD Band n77_50 MHz Bandwidth Conducted Power

Bandwidth	SCS(kHz)	OFDM	Modulation	RB Size	RB Offset	Max. Average Power (dBm)						MPR [dB]
						648334	652166	656000		659834	663666	
						3725.01 MHz	3782.49 MHz	3840 MHz		3897.51 MHz	3954.99 MHz	
50 MHz	30	DFT-s OFDM	pi/2 BPSK	1	1	24.28	24.06	24.46		24.28	23.95	0
				1	67	24.13	24.00	24.73		24.12	23.71	0
				1	131	23.80	24.39	24.28		23.89	23.66	0
				64	0	23.27	23.63	24.05		23.88	23.24	0.5
				64	35	24.24	23.75	24.62		24.22	23.67	0
				64	69	23.34	23.91	24.09		23.59	23.18	0.5
			QPSK	128	0	23.36	23.69	23.83		23.54	23.19	0.5
				1	1	24.11	24.09	24.73		24.24	23.86	0
				1	67	24.16	24.13	24.41		24.28	23.68	0
				1	131	23.95	24.25	24.43		24.07	23.66	0
				64	0	22.89	23.14	23.43		22.92	22.76	1
				64	35	23.78	24.14	24.68		24.09	23.44	0
			16QAM	64	69	22.94	23.20	23.52		22.98	22.34	1
				128	0	22.84	23.32	23.61		22.96	22.62	1
				1	1	23.33	23.09	23.49		23.16	22.63	1
			64QAM	1	1	21.66	21.80	22.15		21.91	21.26	2.5
			256QAM	1	1	19.66	19.58	20.46		19.74	19.38	4.5
			CP	QPSK	1	1	22.70	22.30	23.16		22.65	22.07

NR TDD Band n77_60 MHz Bandwidth Conducted Power

Bandwidth	SCS(kHz)	OFDM	Modulation	RB Size	RB Offset	Max. Average Power (dBm)					MPR [dB]		
						648668	653556			658444		663332	
						3730.02 MHz	3803.34 MHz			3876.66 MHz		3949.98 MHz	
60 MHz	30	DFT-s OFDM	pi/2 BPSK	1	1	24.27	24.06			24.36	23.99	0	
				1	81	24.21	24.10			24.19	23.68	0	
				1	160	23.87	24.49			23.99	23.76	0	
				81	0	23.22	23.64			23.87	23.28	0.5	
				81	41	24.31	23.85			24.25	23.61	0	
				81	81	23.34	23.97			23.69	23.10	0.5	
			QPSK	162	0	23.35	23.78			23.63	23.12	0.5	
				1	1	24.12	24.14			24.22	23.83	0	
				1	81	24.06	24.19			24.21	23.60	0	
				1	160	23.85	24.34			24.09	23.73	0	
				81	0	22.95	23.14			22.83	22.75	1	
				81	41	23.80	24.13			24.05	23.51	0	
				81	81	22.92	23.26			22.95	22.28	1	
				162	0	22.79	23.38			23.03	22.63	1	
				16QAM	1	1	23.42	23.14			23.24	22.64	1
				64QAM	1	1	21.75	21.88			21.92	21.26	2.5
256QAM	1	1	19.67	19.64			19.68	19.32	4.5				
CP	QPSK	1	1	22.66	22.34			22.59	22.09	1.5			

NR TDD Band n77_70 MHz Bandwidth Conducted Power

Bandwidth	SCS(kHz)	OFDM	Modulation	RB Size	RB Offset	Max. Average Power (dBm)					MPR [dB]	
						649000	654336			658334		663000
						3750 MHz	3804.99 MHz			3875.01 MHz		3945 MHz
70 MHz	30	DFT-s OFDM	pi/2 BPSK	1	1	24.23	24.06			24.37	23.93	0
				1	95	24.31	24.06			24.13	23.65	0
				1	187	23.84	24.51			24.04	23.73	0
				90	0	23.31	23.56			23.82	23.32	0.5
				90	50	24.31	23.95			24.33	23.58	0
				90	99	23.27	23.91			23.74	23.02	0.5
				180	0	23.27	23.86			23.58	23.14	0.5
			QPSK	1	1	24.22	24.17			24.22	23.81	0
				1	95	23.96	24.28			24.27	23.68	0
				1	187	23.92	24.30			24.03	23.73	0
				90	0	22.91	23.06			22.88	22.65	1
				90	50	23.73	24.06			24.14	23.61	0
				90	99	22.92	23.25			22.86	22.29	1
				180	0	22.81	23.48			22.98	22.70	1
			16QAM	1	1	23.35	23.05			23.31	22.58	1
			64QAM	1	1	21.68	21.94			21.89	21.33	2.5
256QAM	1	1	19.76	19.63			19.63	19.25	4.5			
CP	QPSK	1	1	22.61	22.24			22.63	21.99	1.5		

NR TDD Band n77_ 80 MHz Bandwidth Conducted Power

Bandwidth	SCS(kHz)	OFDM	Modulation	RB Size	RB Offset	Max. Average Power (dBm)					MPR [dB]		
						649334		656000		662666			
						3740.01 MHz		3840 MHz		3939.99 MHz			
80 MHz	30	DFT-s OFDM	pi/2 BPSK	1	1	24.19		24.37		24.46		0	
				1	109	24.22		24.67		24.19		0	
				1	215	23.88		24.33		24.09		0	
				108	0	23.36		24.02		23.87		0.5	
				108	55	24.38		24.69		24.38		0	
				108	109	23.22		24.00		23.74		0.5	
			QPSK	216	0	23.28		23.80		23.60		0.5	
				1	1	24.13		24.77		24.29		0	
				1	109	23.93		24.43		24.28		0	
				1	215	23.89		24.35		24.01		0	
				108	0	22.99		23.47		22.82		1	
				108	55	23.72		24.58		24.13		0	
				108	109	22.90		23.48		22.79		1	
				216	0	22.79		23.62		23.04		1	
				16QAM	1	1	23.32		23.47		23.40		1
				64QAM	1	1	21.66		22.07		21.80		2.5
256QAM	1	1	19.83		20.40		19.61		4.5				
CP	QPSK	1	1	22.67		23.17		22.57		1.5			

NR TDD Band n77_ 90 MHz Bandwidth Conducted Power

Bandwidth	SCS(kHz)	OFDM	Modulation	RB Size	RB Offset	Max. Average Power (dBm)					MPR [dB]		
						649668		656000		662332			
						3745.02 MHz		3840 MHz		3934.98 MHz			
90 MHz	30	DFT-s OFDM	pi/2 BPSK	1	1	24.23		24.35		24.48		0	
				1	123	24.12		24.58		24.22		0	
				1	243	23.97		24.31		24.06		0	
				120	0	23.45		24.07		23.88		0.5	
				120	63	24.47		24.71		24.44		0	
				120	125	23.27		24.01		23.72		0.5	
			QPSK	243	0	23.27		23.76		23.63		0.5	
				1	1	24.10		24.72		24.33		0	
				1	123	23.94		24.45		24.37		0	
				1	243	23.98		24.33		24.03		0	
				120	0	23.09		23.44		22.80		1	
				120	63	23.66		24.52		24.07		0	
				120	125	22.87		23.56		22.80		1	
				243	0	22.84		23.59		23.01		1	
				16QAM	1	1	23.28		23.39		23.36		1
				64QAM	1	1	21.72		22.01		21.82		2.5
256QAM	1	1	19.87		20.39		19.61		4.5				
CP	QPSK	1	1	22.77		23.07		22.56		1.5			

NR TDD Band n77_ 100 MHz Bandwidth Conducted Power

Bandwidth	SCS(kHz)	OFDM	Modulation	RB Size	RB Offset	Max. Average Power (dBm)					MPR [dB]	
						650000				662000		
						3750 MHz				3930 MHz		
100 MHz	30	DFT-s OFDM	pi/2 BPSK	1	1	24.46				24.23		0
				1	137	23.92				23.97		0
				1	271	24.83				23.86		0
				135	0	23.55				23.80		0.5
				135	69	23.94				23.97		0
				135	138	24.10				23.59		0.5
				270	0	23.51				23.57		0.5
			QPSK	1	1	24.47				24.18		0
				1	137	23.92				23.98		0
				1	271	24.76				23.86		0
				135	0	23.04				23.33		1
				135	69	23.95				23.98		0
				135	138	23.63				23.09		1
				270	0	23.01				23.05		1
			16QAM	1	1	23.48				23.18		1
			64QAM	1	1	22.02				21.60		2.5
			256QAM	1	1	20.10				19.74		4.5
			CP	QPSK	1	1	22.94				22.69	

[NR TDD Band n77 DoD Power Class 3 Conducted Power_ P_{max} _ SUB2(Ant F)]

NR TDD Band n77 DoD_10 MHz Bandwidth Conducted Power

Bandwidth	SCS(kHz)	OFDM	Modulation	RB Size	RB Offset	Max. Average Power (dBm)			MPR [dB]
						630334	633334	636332	
						3445.01 MHz	3500.01 MHz	3544.98 MHz	
10 MHz	30	DFT-s	pi/2 BPSK	1	1	24.82	24.33	24.25	0
				1	12	24.62	24.42	24.30	0
				1	22	24.40	24.34	24.29	0
				12	0	24.17	23.83	23.76	0.5
				12	6	24.57	24.37	24.24	0
				12	12	23.95	23.85	23.75	0.5
				24	0	24.06	23.89	23.72	0.5
			QPSK	1	1	24.78	24.30	24.29	0
				1	12	24.61	24.32	24.30	0
				1	22	24.35	24.31	24.28	0
				12	0	23.69	23.33	23.26	1
				12	6	24.55	24.36	24.24	0
				12	12	23.44	23.34	23.26	1
			16QAM	24	0	23.57	23.38	23.27	1
				1	1	23.76	23.36	23.25	1
				1	1	22.28	21.68	21.83	2.5
			64QAM	1	1	20.43	19.76	19.85	4.5
1	1	23.31		22.81	22.75	1.5			
256QAM	1	1	23.31	22.81	22.75	1.5			
	CP	QPSK	1	1	23.31	22.81	22.75	1.5	

NR TDD Band n77 DoD_15 MHz Bandwidth Conducted Power

Bandwidth	SCS(kHz)	OFDM	Modulation	RB Size	RB Offset	Max. Average Power (dBm)			MPR [dB]
						630500	633334	636166	
						3457.5 MHz	3500.01 MHz	3542.49 MHz	
15 MHz	30	DFT-s	pi/2 BPSK	1	1	24.91	24.30	24.26	0
				1	18	24.61	24.39	24.23	0
				1	36	24.50	24.32	24.30	0
				18	0	24.27	23.75	23.76	0.5
				18	9	24.56	24.35	24.32	0
				18	18	23.90	23.93	23.73	0.5
				36	0	24.10	23.91	23.78	0.5
			QPSK	1	1	24.75	24.20	24.21	0
				1	18	24.54	24.34	24.29	0
				1	36	24.35	24.28	24.35	0
				18	0	23.71	23.31	23.22	1
				18	9	24.52	24.38	24.27	0
				18	18	23.43	23.28	23.22	1
			16QAM	36	0	23.47	23.31	23.22	1
				1	1	23.80	23.28	23.28	1
				1	1	22.18	21.58	21.75	2.5
			64QAM	1	1	20.46	19.80	19.90	4.5
1	1	23.35		22.73	22.79	1.5			
256QAM	1	1	23.35	22.73	22.79	1.5			
	CP	QPSK	1	1	23.35	22.73	22.79	1.5	

NR TDD Band n77 DoD_20 MHz Bandwidth Conducted Power

Bandwidth	SCS(kHz)	OFDM	Modulation	RB Size	RB Offset	Max. Average Power (dBm)			MPR [dB]
						630668	633334	636000	
						3460.02 MHz	3500.01 MHz	3540 MHz	
20 MHz	30	DFT-s	pi/2 BPSK	1	1	24.93	24.35	24.26	0
				1	26	24.71	24.35	24.16	0
				1	49	24.46	24.27	24.27	0
				25	0	24.26	23.84	23.79	0.5
				25	13	24.66	24.28	24.35	0
				25	26	23.97	23.97	23.80	0.5
			50	0	24.01	23.81	23.80	0.5	
			QPSK	1	1	24.80	24.25	24.18	0
				1	26	24.51	24.43	24.39	0
				1	49	24.27	24.35	24.31	0
				25	0	23.65	23.41	23.14	1
				25	13	24.58	24.32	24.29	0
				25	26	23.48	23.22	23.26	1
			50	0	23.57	23.25	23.27	1	
			16QAM	1	1	23.84	23.36	23.36	1
			64QAM	1	1	22.11	21.54	21.67	2.5
			256QAM	1	1	20.41	19.79	19.88	4.5
			CP	QPSK	1	1	23.35	22.63	22.88

NR TDD Band n77 DoD_30 MHz Bandwidth Conducted Power

Bandwidth	SCS(kHz)	OFDM	Modulation	RB Size	RB Offset	Max. Average Power (dBm)			MPR [dB]
						631000	633334	635666	
						3465 MHz	3500.01 MHz	3534.99 MHz	
30 MHz	30	DFT-s	pi/2 BPSK	1	1	24.88	24.43	24.18	0
				1	39	24.63	24.36	24.06	0
				1	76	24.53	24.32	24.26	0
				36	0	24.29	23.91	23.82	0.5
				36	21	24.62	24.23	24.33	0
				36	42	23.98	23.88	23.87	0.5
			75	0	23.93	23.84	23.90	0.5	
			QPSK	1	1	24.83	24.34	24.24	0
				1	39	24.59	24.38	24.36	0
				1	76	24.35	24.27	24.24	0
				36	0	23.64	23.39	23.07	1
				36	21	24.67	24.40	24.25	0
				36	42	23.52	23.24	23.19	1
			75	0	23.51	23.26	23.37	1	
			16QAM	1	1	23.83	23.44	23.29	1
			64QAM	1	1	22.13	21.64	21.76	2.5
			256QAM	1	1	20.42	19.78	19.91	4.5
			CP	QPSK	1	1	23.35	22.64	22.96

NR TDD Band n77 DoD_40 MHz Bandwidth Conducted Power

Bandwidth	SCS(kHz)	OFDM	Modulation	RB Size	RB Offset	Max. Average Power (dBm)		MPR [dB]	
						631334	635332		
						3470.01 MHz	3529.98 MHz		
40 MHz	30	DFT-s	pi/2 BPSK	1	1	24.82		24.10	0
				1	53	24.53		24.09	0
				1	104	24.48		24.18	0
				50	0	24.34		23.87	0.5
				50	28	24.54		24.43	0
				50	56	23.98		23.84	0.5
			100	0	23.91		23.94	0.5	
			QPSK	1	1	24.87		24.24	0
				1	53	24.58		24.33	0
				1	104	24.26		24.26	0
				50	0	23.67		23.00	1
				50	28	24.73		24.26	0
				50	56	23.50		23.20	1
			100	0	23.57		23.42	1	
			16QAM	1	1	23.79		23.25	1
			64QAM	1	1	22.09		21.71	2.5
256QAM	1	1	20.40		19.96	4.5			
CP	QPSK	1	1	23.26		22.97	1.5		

NR TDD Band n77 DoD_50 MHz Bandwidth Conducted Power

Bandwidth	SCS(kHz)	OFDM	Modulation	RB Size	RB Offset	Max. Average Power (dBm)		MPR [dB]	
						631668	635000		
						3475.02 MHz	3525 MHz		
50 MHz	30	DFT-s	pi/2 BPSK	1	1	24.73		24.01	0
				1	67	24.53		24.00	0
				1	131	24.48		24.12	0
				64	0	24.36		23.78	0.5
				64	35	24.54		24.39	0
				64	69	24.00		23.91	0.5
			128	0	24.01		24.04	0.5	
			QPSK	1	1	24.93		24.28	0
				1	67	24.63		24.25	0
				1	131	24.18		24.23	0
				64	0	23.76		23.01	1
				64	35	24.70		24.24	0
				64	69	23.54		23.10	1
			128	0	23.53		23.32	1	
			16QAM	1	1	23.74		23.24	1
			64QAM	1	1	22.07		21.69	2.5
256QAM	1	1	20.49		20.06	4.5			
CP	QPSK	1	1	23.30		22.99	1.5		

NR TDD Band n77 DoD_60 MHz Bandwidth Conducted Power

Bandwidth	SCS(kHz)	OFDM	Modulation	RB Size	RB Offset	Max. Average Power (dBm)		MPR [dB]
						633334	3500.01 MHz	
60 MHz	30	DFT-s	pi/2 BPSK	1	1		24.43	0
				1	81		24.34	0
				1	160		24.34	0
				81	0		23.75	0.5
				81	41		24.44	0
				81	81		23.88	0.5
			162	0		23.95	0.5	
			QPSK	1	1		24.36	0
				1	81		24.41	0
				1	160		24.26	0
				81	0		23.41	1
				81	41		24.29	0
				81	81		23.39	1
			162	0		23.31	1	
			16QAM	1	1		23.28	1
			64QAM	1	1		21.68	2.5
			256QAM	1	1		19.69	4.5
			CP	QPSK	1	1		22.86

NR TDD Band n77 DoD_70 MHz Bandwidth Conducted Power

Bandwidth	SCS(kHz)	OFDM	Modulation	RB Size	RB Offset	Max. Average Power (dBm)		MPR [dB]
						633334	3500.01 MHz	
70 MHz	30	DFT-s	pi/2 BPSK	1	1		24.30	0
				1	95		24.49	0
				1	187		24.41	0
				90	0		23.85	0.5
				90	50		24.39	0
				90	99		23.91	0.5
			180	0		23.89	0.5	
			QPSK	1	1		24.23	0
				1	95		24.33	0
				1	187		24.30	0
				90	0		23.33	1
				90	50		24.47	0
				90	99		23.33	1
			180	0		23.27	1	
			16QAM	1	1		23.29	1
			64QAM	1	1		21.58	2.5
			256QAM	1	1		19.74	4.5
			CP	QPSK	1	1		22.65

NR TDD Band n77 DoD_80 MHz Bandwidth Conducted Power

Bandwidth	SCS(kHz)	OFDM	Modulation	RB Size	RB Offset	Max. Average Power (dBm)		MPR [dB]
						633334	3500.01 MHz	
80 MHz	30	DFT-s	pi/2 BPSK	1	1		24.35	0
				1	109		24.32	0
				1	215		24.27	0
				108	0		23.82	0.5
				108	55		24.36	0
				108	109		23.98	0.5
			216	0		23.74	0.5	
			QPSK	1	1		24.19	0
				1	109		24.34	0
				1	215		24.35	0
				108	0		23.32	1
				108	55		24.22	0
				108	109		23.12	1
			216	0		23.30	1	
			16QAM	1	1		23.34	1
			64QAM	1	1		21.54	2.5
			256QAM	1	1		19.89	4.5
			CP	QPSK	1	1		22.65

NR TDD Band n77 DoD_90 MHz Bandwidth Conducted Power

Bandwidth	SCS(kHz)	OFDM	Modulation	RB Size	RB Offset	Max. Average Power (dBm)		MPR [dB]
						633334	3500.01 MHz	
90 MHz	30	DFT-s	pi/2 BPSK	1	1		24.45	0
				1	123		24.42	0
				1	243		24.40	0
				120	0		23.91	0.5
				120	63		24.28	0
				120	125		23.94	0.5
			243	0		23.78	0.5	
			QPSK	1	1		24.26	0
				1	123		24.32	0
				1	243		24.21	0
				120	0		23.39	1
				120	63		24.32	0
				120	125		23.30	1
			243	0		23.31	1	
			16QAM	1	1		23.45	1
			64QAM	1	1		21.73	2.5
			256QAM	1	1		19.74	4.5
			CP	QPSK	1	1		22.70

NR TDD Band n77 DoD_100 Mhz Bandwidth Conducted Power

Bandwidth	SCS(kHz)	OFDM	Modulation	RB Size	RB Offset	Max. Average Power (dBm)			MPR [dB]
							633334		
							3500.01 Mhz		
100 MHz	30	DFT-s	pi/2 BPSK	1	1		25.14		0
				1	137		24.37		0
				1	271		24.47		0
				135	0		23.48		0.5
				135	69		24.38		0
				135	138		23.63		0.5
			270	0		23.97		0.5	
			QPSK	1	1		25.12		0
				1	137		24.37		0
				1	271		24.47		0
				135	0		23.01		1
				135	69		24.39		0
				135	138		23.14		1
			270	0		23.48		1	
			16QAM	1	1		24.06		1
			64QAM	1	1		22.59		2.5
			256QAM	1	1		20.64		4.5
			CP	QPSK	1	1		23.60	

11.4.2 NR Band Reduced Conducted Power

[NR FDD Band n2 Conducted Power_Free(RSI 0), Hotspot(RSI 2) _ MAIN1(Ant A)]

NR FDD Band n2 _ 5 MHz Bandwidth Conducted Power

Bandwidth	SCS(kHz)	OFDM	Modulation	RB Size	RB Offset	Reduced Power [dBm]			MPR [dB]	
						370500	376000	381500		
						1852.5 MHz	1880 MHz	1907.5 MHz		
5 MHz	15	DFT-s OFDM	pi/2 BPSK	1	1	16.87	16.97	16.97	0	
				1	13	16.70	16.90	16.94	0	
				1	23	16.94	16.88	17.02	0	
				12	0	17.02	16.87	17.03	0	
				12	7	17.05	16.92	17.08	0	
				12	13	17.05	17.01	17.07	0	
			25	0	17.04	17.02	17.11	0		
			QPSK	1	1	16.83	16.85	16.92	0	
				1	13	16.63	16.62	16.88	0	
				1	23	16.65	16.71	16.97	0	
				12	0	16.70	16.76	17.04	0	
				12	7	16.70	16.72	17.10	0	
				12	13	16.69	16.72	17.07	0	
			25	0	16.68	16.70	17.08	0		
			16QAM	1	1	16.65	16.76	16.84	0	
			64QAM	1	1	16.73	16.70	16.92	0	
			256QAM	1	1	16.74	16.65	16.92	0	
			CP	QPSK	1	1	16.86	16.82	16.80	0

NR FDD Band n2 _ 10 MHz Bandwidth Conducted Power

Bandwidth	SCS(kHz)	OFDM	Modulation	RB Size	RB Offset	Reduced Power [dBm]			MPR [dB]	
						371000	376000	381000		
						1855 MHz	1880 MHz	1905 MHz		
10 MHz	15	DFT-s OFDM	pi/2 BPSK	1	1	16.89	16.91	17.02	0	
				1	26	16.92	16.93	17.09	0	
				1	50	16.86	16.88	17.09	0	
				25	0	16.97	16.94	17.08	0	
				25	14	17.04	16.96	17.06	0	
				25	27	17.09	17.03	17.11	0	
			50	0	17.08	17.06	17.11	0		
			QPSK	1	1	16.84	16.83	16.90	0	
				1	26	16.77	16.74	17.01	0	
				1	50	16.69	16.64	16.99	0	
				25	0	16.72	16.68	17.04	0	
				25	14	16.72	16.69	17.07	0	
				25	27	16.74	16.69	17.11	0	
			50	0	16.75	16.67	17.11	0		
			16QAM	1	1	16.79	16.76	16.82	0	
			64QAM	1	1	16.61	16.81	16.93	0	
			256QAM	1	1	16.82	16.67	16.92	0	
			CP	QPSK	1	1	16.83	16.92	16.86	0

NR FDD Band n2 _ 15 MHz Bandwidth Conducted Power

Bandwidth	SCS(kHz)	OFDM	Modulation	RB Size	RB Offset	Reduced Power [dBm]			MPR [dB]	
						371500	376000	380500		
						1857.5 MHz	1880 MHz	1902.5 MHz		
15 MHz	15	DFT-s OFDM	pi/2 BPSK	1	1	16.94	16.94	17.01	0	
				1	40	16.79	16.80	16.89	0	
				1	77	16.94	16.93	17.02	0	
				36	0	17.06	17.06	17.04	0	
				36	22	17.07	17.06	17.07	0	
				36	43	17.10	17.08	17.06	0	
				75	0	17.08	17.10	17.09	0	
			QPSK	1	1	16.91	16.89	17.00	0	
				1	40	16.65	16.71	16.88	0	
				1	77	16.73	16.73	16.98	0	
				36	0	16.69	16.75	17.06	0	
				36	22	16.70	16.73	17.07	0	
				36	43	16.74	16.74	17.04	0	
				75	0	16.72	16.71	17.06	0	
			16QAM	1	1	16.73	16.84	16.94	0	
			64QAM	1	1	16.93	16.75	17.00	0	
			256QAM	1	1	16.81	16.79	16.84	0	
			CP	QPSK	1	1	16.91	16.83	16.78	0

NR FDD Band n2 _ 20 MHz Bandwidth Conducted Power

Bandwidth	SCS(kHz)	OFDM	Modulation	RB Size	RB Offset	Reduced Power [dBm]			MPR [dB]	
						372000	376000	380000		
						1860 MHz	1880 MHz	1900 MHz		
20 MHz	15	DFT-s OFDM	pi/2 BPSK	1	1	16.91	16.96	16.88	0	
				1	53	16.96	16.96	16.92	0	
				1	104	16.94	16.94	17.01	0	
				50	0	17.04	16.93	17.04	0	
				50	28	17.10	16.90	17.05	0	
				50	56	17.10	16.87	17.11	0	
				100	0	17.05	16.93	17.11	0	
			QPSK	1	1	16.85	16.86	16.91	0	
				1	53	16.79	16.80	16.83	0	
				1	104	16.72	16.77	16.81	0	
				50	0	16.69	16.78	16.79	0	
				50	28	16.65	16.72	16.76	0	
				50	56	16.67	16.73	16.77	0	
				100	0	16.68	16.75	16.78	0	
			16QAM	1	1	16.72	16.90	16.85	0	
			64QAM	1	1	16.77	16.85	16.92	0	
			256QAM	1	1	16.89	16.79	16.93	0	
			CP	QPSK	1	1	16.85	16.89	16.84	0

[NR FDD Band n2 Conducted Power_Free(RSI 0), Hotspot(RSI 2) _ SUB2(Ant F)]

NR FDD Band n2 _ 5 MHz Bandwidth Conducted Power

Bandwidth	SCS(kHz)	OFDM	Modulation	RB Size	RB Offset	Reduced Power [dBm]			MPR [dB]	
						370500	376000	381500		
						1852.5 MHz	1880 MHz	1907.5 MHz		
5 MHz	15	DFT-s OFDM	pi/2 BPSK	1	1	18.90	18.92	19.01	0	
				1	13	18.75	18.86	18.96	0	
				1	23	18.84	18.95	19.04	0	
				12	0	18.85	18.91	19.00	0	
				12	7	18.82	18.92	19.01	0	
				12	13	18.85	18.95	19.01	0	
				25	0	18.82	18.92	19.02	0	
			QPSK	1	1	18.87	18.85	18.98	0	
				1	13	18.76	18.79	18.93	0	
				1	23	18.84	18.93	19.00	0	
				12	0	18.84	18.91	18.99	0	
				12	7	18.80	18.90	19.00	0	
				12	13	18.80	18.94	19.04	0	
				25	0	18.84	18.93	19.02	0	
			16QAM	1	1	18.84	18.95	19.00	0	
			64QAM	1	1	18.84	18.84	19.06	0	
			256QAM	1	1	18.47	18.55	18.75	0	
			CP	QPSK	1	1	18.93	19.00	19.00	0

NR FDD Band n2 _ 10 MHz Bandwidth Conducted Power

Bandwidth	SCS(kHz)	OFDM	Modulation	RB Size	RB Offset	Reduced Power [dBm]			MPR [dB]	
						371000	376000	381000		
						1855 MHz	1880 MHz	1905 MHz		
10 MHz	15	DFT-s OFDM	pi/2 BPSK	1	1	19.04	18.95	19.08	0	
				1	26	18.99	19.01	19.19	0	
				1	50	19.04	18.98	19.11	0	
				25	0	19.00	18.97	19.06	0	
				25	14	19.01	18.98	19.06	0	
				25	27	19.00	19.02	19.09	0	
				50	0	19.01	18.98	19.07	0	
			QPSK	1	1	18.99	18.98	19.02	0	
				1	26	19.03	19.00	19.10	0	
				1	50	18.98	18.96	19.07	0	
				25	0	18.98	18.94	19.07	0	
				25	14	18.99	18.97	19.06	0	
				25	27	19.00	19.00	19.09	0	
				50	0	18.98	18.96	19.09	0	
			16QAM	1	1	19.09	18.99	19.08	0	
			64QAM	1	1	19.05	18.85	19.04	0	
			256QAM	1	1	18.53	18.70	18.67	0	
			CP	QPSK	1	1	19.00	18.94	19.03	0

NR FDD Band n2 _ 15 MHz Bandwidth Conducted Power

Bandwidth	SCS(kHz)	OFDM	Modulation	RB Size	RB Offset	Reduced Power [dBm]			MPR [dB]	
						371500	376000	380500		
						1857.5 MHz	1880 MHz	1902.5 MHz		
15 MHz	15	DFT-s OFDM	pi/2 BPSK	1	1	18.97	18.93	19.06	0	
				1	40	18.88	18.85	18.97	0	
				1	77	18.98	18.94	19.07	0	
				36	0	18.92	18.89	19.00	0	
				36	22	18.93	18.91	19.00	0	
				36	43	18.98	18.99	19.02	0	
				75	0	18.95	18.92	19.04	0	
			QPSK	1	1	18.93	18.85	19.09	0	
				1	40	18.84	18.82	19.04	0	
				1	77	18.98	18.93	19.13	0	
				36	0	18.95	18.91	19.00	0	
				36	22	18.95	18.93	19.01	0	
				36	43	18.96	18.97	19.03	0	
				75	0	18.89	18.92	19.01	0	
			16QAM	1	1	19.01	18.80	19.18	0	
			64QAM	1	1	18.93	18.92	18.97	0	
			256QAM	1	1	18.51	18.39	18.66	0	
			CP	QPSK	1	1	18.84	18.84	18.96	0

NR FDD Band n2 _ 20 MHz Bandwidth Conducted Power

Bandwidth	SCS(kHz)	OFDM	Modulation	RB Size	RB Offset	Reduced Power [dBm]			MPR [dB]	
						372000	376000	380000		
						1860 MHz	1880 MHz	1900 MHz		
20 MHz	15	DFT-s OFDM	pi/2 BPSK	1	1	18.94	18.91	19.06	0	
				1	53	18.96	19.02	19.07	0	
				1	104	18.91	18.94	19.12	0	
				50	0	18.86	18.89	19.06	0	
				50	28	18.91	18.92	19.04	0	
				50	56	18.91	18.91	19.07	0	
				100	0	18.91	18.92	19.03	0	
			QPSK	1	1	18.85	18.90	18.98	0	
				1	53	18.99	18.93	19.12	0	
				1	104	18.85	18.94	19.12	0	
				50	0	18.83	18.85	19.05	0	
				50	28	18.88	18.90	19.05	0	
				50	56	18.88	18.89	19.10	0	
				100	0	18.87	18.89	19.06	0	
			16QAM	1	1	18.79	18.99	19.02	0	
			64QAM	1	1	19.03	18.93	19.17	0	
			256QAM	1	1	18.45	18.64	18.73	0	
			CP	QPSK	1	1	18.91	18.93	18.97	0

[NR FDD Band n2 Conducted Power_RCV (RSI 1)_ SUB2(Ant F)]

NR FDD Band n2 _ 5 MHz Bandwidth Conducted Power

Bandwidth	SCS(kHz)	OFDM	Modulation	RB Size	RB Offset	Reduced Power [dBm]			MPR [dB]	
						370500	376000	381500		
						1852.5 MHz	1880 MHz	1907.5 MHz		
5 MHz	15	DFT-s OFDM	pi/2 BPSK	1	1	16.58	16.76	16.95	0	
				1	13	16.45	16.68	16.94	0	
				1	23	16.52	16.80	17.02	0	
				12	0	16.55	16.75	16.97	0	
				12	7	16.50	16.78	16.97	0	
				12	13	16.51	16.78	16.99	0	
			25	0	16.50	16.76	17.00	0		
			QPSK	1	1	16.51	16.72	16.94	0	
				1	13	16.38	16.66	16.88	0	
				1	23	16.49	16.76	16.97	0	
				12	0	16.53	16.72	16.97	0	
				12	7	16.52	16.74	16.99	0	
				12	13	16.53	16.78	16.85	0	
			25	0	16.53	16.76	16.96	0		
			16QAM	1	1	16.75	16.68	16.74	0	
			64QAM	1	1	16.76	16.88	16.87	0	
			256QAM	1	1	16.56	16.67	16.84	0	
			CP	QPSK	1	1	16.53	16.73	16.93	0

NR FDD Band n2 _ 10 MHz Bandwidth Conducted Power

Bandwidth	SCS(kHz)	OFDM	Modulation	RB Size	RB Offset	Reduced Power [dBm]			MPR [dB]	
						371000	376000	381000		
						1855 MHz	1880 MHz	1905 MHz		
10 MHz	15	DFT-s OFDM	pi/2 BPSK	1	1	16.69	16.80	17.05	0	
				1	26	16.69	16.85	17.17	0	
				1	50	16.71	16.85	17.16	0	
				25	0	16.61	16.79	17.07	0	
				25	14	16.66	16.82	17.07	0	
				25	27	16.69	16.87	17.12	0	
				50	0	16.64	16.84	17.08	0	
				QPSK	1	1	16.64	16.79	17.04	0
			1		26	16.65	16.93	17.15	0	
			1		50	16.66	16.82	17.13	0	
			25		0	16.63	16.80	17.09	0	
			25		14	16.65	16.84	17.08	0	
			25		27	16.65	16.86	17.11	0	
			50		0	16.65	16.83	17.10	0	
			16QAM		1	1	16.72	16.72	17.12	0
			64QAM	1	1	16.78	16.71	17.18	0	
			256QAM	1	1	16.67	16.61	16.92	0	
			CP	QPSK	1	1	16.65	16.73	16.94	0

NR FDD Band n2 _ 15 MHz Bandwidth Conducted Power

Bandwidth	SCS(kHz)	OFDM	Modulation	RB Size	RB Offset	Reduced Power [dBm]			MPR [dB]	
						371500	376000	380500		
						1857.5 MHz	1880 MHz	1902.5 MHz		
15 MHz	15	DFT-s OFDM	pi/2 BPSK	1	1	16.66	16.69	16.87	0	
				1	40	16.56	16.68	16.81	0	
				1	77	16.73	16.87	16.98	0	
				36	0	16.64	16.71	16.84	0	
				36	22	16.64	16.75	16.91	0	
				36	43	16.68	16.82	16.92	0	
				75	0	16.63	16.79	16.89	0	
			QPSK	1	1	16.63	16.71	16.83	0	
				1	40	16.52	16.66	16.79	0	
				1	77	16.67	16.82	16.93	0	
				36	0	16.62	16.71	16.85	0	
				36	22	16.66	16.77	16.92	0	
				36	43	16.70	16.83	16.92	0	
				75	0	16.63	16.78	16.87	0	
			16QAM	1	1	16.67	16.71	16.75	0	
			64QAM	1	1	16.84	16.64	16.81	0	
			256QAM	1	1	16.71	16.72	16.86	0	
			CP	QPSK	1	1	16.66	16.68	16.86	0

NR FDD Band n2 _ 20 MHz Bandwidth Conducted Power

Bandwidth	SCS(kHz)	OFDM	Modulation	RB Size	RB Offset	Reduced Power [dBm]			MPR [dB]	
						372000	376000	380000		
						1860 MHz	1880 MHz	1900 MHz		
20 MHz	15	DFT-s OFDM	pi/2 BPSK	1	1	17.07	17.06	17.15	0	
				1	53	17.16	17.11	17.16	0	
				1	104	17.17	17.13	17.21	0	
				50	0	17.08	17.07	17.17	0	
				50	28	17.14	17.09	17.16	0	
				50	56	17.17	17.08	17.17	0	
				100	0	17.11	17.07	17.14	0	
			QPSK	1	1	17.10	17.06	17.13	0	
				1	53	17.21	17.14	17.22	0	
				1	104	17.17	17.10	17.20	0	
				50	0	17.07	17.06	17.15	0	
				50	28	17.14	17.09	17.17	0	
				50	56	17.15	17.09	17.17	0	
				100	0	17.11	17.07	17.16	0	
			16QAM	1	1	17.08	17.06	17.15	0	
			64QAM	1	1	17.06	17.14	17.13	0	
			256QAM	1	1	16.95	17.08	17.09	0	
			CP	QPSK	1	1	16.97	17.04	17.12	0

[NR FDD Band n5 Conducted Power_RCV (RSI 1)_ SUB1(Ant E)]

NR FDD Band n5_ 5 MHz Bandwidth Conducted Power

Bandwidth	SCS(kHz)	OFDM	Modulation	RB Size	RB Offset	Reduced Power [dBm]			MPR [dB]
						165300	167300	169300	
						826.5 MHz	836.5 MHz	846.5 MHz	
5 MHz	15	DFT-s OFDM	pi/2 BPSK	1	1	20.35	20.34	20.17	0
				1	13	20.24	20.15	20.06	0
				1	23	20.31	20.20	20.14	0
				12	0	20.33	20.23	20.15	0
				12	7	20.33	20.25	20.16	0
				12	13	20.32	20.21	20.12	0
			25	0	20.33	20.24	20.16	0	
			QPSK	1	1	20.33	20.24	20.14	0
				1	13	20.28	20.14	20.04	0
				1	23	20.34	20.18	20.11	0
				12	0	20.33	20.24	20.17	0
				12	7	20.32	20.23	20.16	0
				12	13	20.31	20.22	20.14	0
			25	0	20.31	20.23	20.17	0	
			16QAM	1	1	20.10	20.30	20.24	0
			64QAM	1	1	20.30	20.18	20.20	0
			256QAM	1	1	19.44	19.33	19.29	0
			CP	QPSK	1	1	20.23	20.14	20.16

NR FDD Band n5_ 10 MHz Bandwidth Conducted Power

Bandwidth	SCS(kHz)	OFDM	Modulation	RB Size	RB Offset	Reduced Power [dBm]		MPR [dB]
							167300	
							836.5 MHz	
10 MHz	15	DFT-s OFDM	pi/2 BPSK	1	1		20.29	0
				1	26		20.25	0
				1	50		20.19	0
				25	0		20.26	0
				25	14		20.23	0
				25	27		20.22	0
			50	0		20.23	0	
			QPSK	1	1		20.27	0
				1	26		20.32	0
				1	50		20.20	0
				25	0		20.25	0
				25	14		20.24	0
				25	27		20.21	0
			50	0		20.25	0	
			16QAM	1	1		20.33	0
			64QAM	1	1		20.32	0
			256QAM	1	1		19.48	0
			CP	QPSK	1	1		20.11

NR FDD Band n5_ 15 MHz Bandwidth Conducted Power

Bandwidth	SCS(kHz)	OFDM	Modulation	RB Size	RB Offset	Reduced Power [dBm]		MPR [dB]
						167300	836.5 MHz	
15 MHz	15	DFT-s OFDM	pi/2 BPSK	1	1		20.33	0
				1	40		20.16	0
				1	77		20.19	0
				36	0		20.28	0
				36	22		20.25	0
				36	43		20.22	0
			QPSK	75	0		20.25	0
				1	1		20.29	0
				1	40		20.06	0
				1	77		20.15	0
				36	0		20.28	0
				36	22		20.23	0
				36	43		20.19	0
				75	0		20.24	0
				16QAM	1	1		20.24
			64QAM	1	1		20.46	0
			256QAM	1	1		19.63	0
			CP	QPSK	1	1		20.21

NR FDD Band n5_ 20 MHz Bandwidth Conducted Power

Bandwidth	SCS(kHz)	OFDM	Modulation	RB Size	RB Offset	Reduced Power [dBm]		MPR [dB]
						167300	836.5 MHz	
20 MHz	15	DFT-s OFDM	pi/2 BPSK	1	1		20.32	0
				1	53		20.26	0
				1	104		20.15	0
				50	0		20.29	0
				50	28		20.25	0
				50	56		20.20	0
			QPSK	100	0		20.25	0
				1	1		20.37	0
				1	53		20.34	0
				1	104		20.18	0
				50	0		20.28	0
				50	28		20.24	0
				50	56		20.19	0
				100	0		20.26	0
				16QAM	1	1		20.37
			64QAM	1	1		20.30	0
			256QAM	1	1		19.63	0
			CP	QPSK	1	1		20.22

[NR FDD Band n25 Conducted Power_Free(RSI 0), Hotspot(RSI 2) _ MAIN1(Ant A)]

NR FDD Band n25 _ 5 MHz Bandwidth Conducted Power

Bandwidth	SCS(kHz)	OFDM	Modulation	RB Size	RB Offset	Reduced Power [dBm]			MPR [dB]
						370500	376500	382500	
						1852.5 MHz	1882.5 MHz	1912.5 MHz	
5 MHz	15	DFT-s OFDM	pi/2 BPSK	1	1	16.89	16.86	17.00	0
				1	13	16.74	16.76	16.85	0
				1	23	16.95	16.78	16.93	0
				12	0	17.05	16.84	17.05	0
				12	7	17.06	16.80	17.06	0
				12	13	17.06	16.85	17.00	0
			25	0	17.07	16.80	17.04	0	
			QPSK	1	1	16.87	16.74	16.93	0
				1	13	16.65	16.59	16.77	0
				1	23	16.67	16.63	16.89	0
				12	0	16.71	16.59	17.01	0
				12	7	16.71	16.62	17.01	0
				12	13	16.68	16.61	17.03	0
			25	0	16.71	16.62	17.05	0	
			16QAM	1	1	16.61	16.67	17.00	0
			64QAM	1	1	16.74	16.59	17.00	0
			256QAM	1	1	16.93	16.62	16.92	0
			CP	QPSK	1	1	16.73	16.79	16.82

NR FDD Band n25 _ 10 MHz Bandwidth Conducted Power

Bandwidth	SCS(kHz)	OFDM	Modulation	RB Size	RB Offset	Reduced Power [dBm]			MPR [dB]
						371000	376500	382000	
						1855 MHz	1882.5 MHz	1910 MHz	
10 MHz	15	DFT-s OFDM	pi/2 BPSK	1	1	16.89	16.95	16.94	0
				1	26	16.89	16.98	17.13	0
				1	50	16.87	16.85	16.93	0
				25	0	16.91	16.86	17.04	0
				25	14	17.04	16.89	17.08	0
				25	27	17.04	16.85	17.05	0
			50	0	17.06	16.88	17.10	0	
			QPSK	1	1	16.83	16.73	16.92	0
				1	26	16.79	16.71	17.00	0
				1	50	16.71	16.63	16.86	0
				25	0	16.72	16.62	17.01	0
				25	14	16.71	16.59	17.07	0
				25	27	16.70	16.58	17.08	0
			50	0	16.71	16.62	17.10	0	
			16QAM	1	1	16.67	16.63	16.93	0
			64QAM	1	1	16.81	16.79	16.96	0
			256QAM	1	1	16.72	16.64	16.72	0
			CP	QPSK	1	1	16.86	16.86	16.78

NR FDD Band n25 _ 15 MHz Bandwidth Conducted Power

Bandwidth	SCS(kHz)	OFDM	Modulation	RB Size	RB Offset	Reduced Power [dBm]			MPR [dB]	
						371500	376500	381500		
						1857.5 MHz	1882.5 MHz	1907.5 MHz		
15 MHz	15	DFT-s OFDM	pi/2 BPSK	1	1	16.88	16.85	16.98	0	
				1	40	16.76	16.76	16.87	0	
				1	77	16.93	16.82	16.96	0	
				36	0	16.96	16.81	17.09	0	
				36	22	17.05	16.79	17.09	0	
				36	43	17.11	16.78	17.08	0	
				75	0	17.08	16.81	17.09	0	
			QPSK	1	1	16.91	16.74	16.89	0	
				1	40	16.69	16.59	16.81	0	
				1	77	16.74	16.71	16.89	0	
				36	0	16.72	16.66	17.07	0	
				36	22	16.67	16.65	17.12	0	
				36	43	16.74	16.66	17.09	0	
				75	0	16.70	16.66	17.09	0	
			16QAM	1	1	16.75	16.70	16.84	0	
			64QAM	1	1	16.73	16.76	16.84	0	
			256QAM	1	1	16.82	16.70	16.86	0	
			CP	QPSK	1	1	16.89	16.80	16.81	0

NR FDD Band n25 _ 20 MHz Bandwidth Conducted Power

Bandwidth	SCS(kHz)	OFDM	Modulation	RB Size	RB Offset	Reduced Power [dBm]			MPR [dB]	
						372000	376500	381000		
						1860 MHz	1882.5 MHz	1905 MHz		
20 MHz	15	DFT-s OFDM	pi/2 BPSK	1	1	16.90	16.92	16.99	0	
				1	53	16.94	16.96	17.08	0	
				1	104	16.93	16.86	17.02	0	
				50	0	17.04	16.88	17.04	0	
				50	28	17.08	16.86	17.06	0	
				50	56	17.13	16.89	17.13	0	
				100	0	17.07	16.88	17.10	0	
			QPSK	1	1	16.89	16.77	16.96	0	
				1	53	16.82	16.78	17.10	0	
				1	104	16.69	16.71	16.95	0	
				50	0	16.69	16.72	17.04	0	
				50	28	16.69	16.73	17.09	0	
				50	56	16.71	16.71	17.17	0	
				100	0	16.65	16.71	17.12	0	
			16QAM	1	1	16.75	16.70	16.94	0	
			64QAM	1	1	16.95	16.72	16.87	0	
			256QAM	1	1	16.75	16.68	16.88	0	
			CP	QPSK	1	1	16.80	16.80	16.96	0

[NR FDD Band n25 Conducted Power_Free(RSI 0), Hotspot(RSI 2) _ SUB2(Ant F)]

NR FDD Band n25 _ 5 MHz Bandwidth Conducted Power

Bandwidth	SCS(kHz)	OFDM	Modulation	RB Size	RB Offset	Reduced Power [dBm]			MPR [dB]	
						370500	376500	382500		
						1852.5 MHz	1882.5 MHz	1912.5 MHz		
5 MHz	15	DFT-s OFDM	pi/2 BPSK	1	1	18.87	18.93	19.01	0	
				1	13	18.73	18.85	18.86	0	
				1	23	18.83	18.93	18.91	0	
				12	0	18.82	18.89	18.96	0	
				12	7	18.83	18.92	18.91	0	
				12	13	18.81	18.93	18.89	0	
			QPSK	25	0	18.83	18.92	18.93	0	
				1	1	18.85	18.92	18.93	0	
				1	13	18.73	18.86	18.79	0	
				1	23	18.85	18.91	18.84	0	
				12	0	18.83	18.90	18.96	0	
				12	7	18.82	18.95	18.92	0	
				12	13	18.83	18.96	18.91	0	
				25	0	18.79	18.91	18.91	0	
				16QAM	1	1	18.95	18.75	18.93	0
				64QAM	1	1	19.00	18.95	19.08	0
			256QAM	1	1	17.93	18.02	18.02	0	
			CP	QPSK	1	1	18.92	18.87	19.06	0

NR FDD Band n25 _ 10 MHz Bandwidth Conducted Power

Bandwidth	SCS(kHz)	OFDM	Modulation	RB Size	RB Offset	Reduced Power [dBm]			MPR [dB]	
						371000	376500	382000		
						1855 MHz	1882.5 MHz	1910 MHz		
10 MHz	15	DFT-s OFDM	pi/2 BPSK	1	1	19.02	18.98	19.08	0	
				1	26	18.99	19.14	19.25	0	
				1	50	19.02	19.05	19.02	0	
				25	0	18.96	18.98	19.08	0	
				25	14	18.94	19.02	19.12	0	
				25	27	18.98	19.01	19.04	0	
				50	0	18.97	19.02	19.09	0	
				QPSK	1	1	19.01	18.95	19.06	0
			1		26	19.03	19.05	19.15	0	
			1		50	19.00	19.00	19.03	0	
			25		0	18.98	18.99	19.11	0	
			25		14	18.97	19.02	19.12	0	
			25		27	18.98	19.02	19.03	0	
			50		0	18.98	19.03	19.11	0	
			16QAM	1	1	18.96	18.96	18.98	0	
			64QAM	1	1	19.01	18.96	19.08	0	
			256QAM	1	1	18.01	18.10	17.97	0	
			CP	QPSK	1	1	18.99	18.94	19.07	0

NR FDD Band n25 _ 15 MHz Bandwidth Conducted Power

Bandwidth	SCS(kHz)	OFDM	Modulation	RB Size	RB Offset	Reduced Power [dBm]			MPR [dB]	
						371500	376500	381500		
						1857.5 MHz	1882.5 MHz	1907.5 MHz		
15 MHz	15	DFT-s OFDM	pi/2 BPSK	1	1	18.97	18.87	19.00	0	
				1	40	18.90	18.85	18.92	0	
				1	77	19.01	18.94	18.95	0	
				36	0	18.94	18.87	18.98	0	
				36	22	18.96	18.94	19.00	0	
				36	43	18.99	18.96	18.98	0	
				75	0	18.97	18.93	18.98	0	
			QPSK	1	1	18.93	18.82	18.98	0	
				1	40	18.84	18.80	18.91	0	
				1	77	18.97	18.89	18.96	0	
				36	0	18.97	18.89	18.99	0	
				36	22	18.95	18.94	19.01	0	
				36	43	19.01	18.94	19.01	0	
				75	0	18.95	18.92	19.02	0	
				16QAM	1	1	19.04	18.77	18.96	0
			64QAM	1	1	19.12	18.73	19.05	0	
			256QAM	1	1	18.09	17.90	17.97	0	
			CP	QPSK	1	1	18.89	18.86	18.99	0

NR FDD Band n25 _ 20 MHz Bandwidth Conducted Power

Bandwidth	SCS(kHz)	OFDM	Modulation	RB Size	RB Offset	Reduced Power [dBm]			MPR [dB]	
						372000	376500	381000		
						1860 MHz	1882.5 MHz	1905 MHz		
20 MHz	15	DFT-s OFDM	pi/2 BPSK	1	1	18.96	18.89	19.04	0	
				1	53	18.98	19.07	19.11	0	
				1	104	18.98	18.96	18.97	0	
				50	0	18.91	18.89	19.00	0	
				50	28	18.95	18.91	19.03	0	
				50	56	18.96	18.96	19.05	0	
				100	0	18.94	18.93	19.01	0	
			QPSK	1	1	18.87	18.85	19.01	0	
				1	53	19.07	18.93	19.09	0	
				1	104	18.92	18.92	18.95	0	
				50	0	18.91	18.89	18.99	0	
				50	28	18.98	18.93	19.00	0	
				50	56	19.00	18.95	19.05	0	
				100	0	18.92	18.91	19.02	0	
				16QAM	1	1	18.91	18.91	18.99	0
			64QAM	1	1	18.85	18.80	19.14	0	
			256QAM	1	1	17.90	17.98	18.25	0	
			CP	QPSK	1	1	18.83	18.87	19.02	0

[NR FDD Band n25 Conducted Power_RCV (RSI 1)_ SUB2(Ant F)]

NR FDD Band n25 _ 5 MHz Bandwidth Conducted Power

Bandwidth	SCS(kHz)	OFDM	Modulation	RB Size	RB Offset	Reduced Power [dBm]			MPR [dB]
						370500	376500	382500	
						1852.5 MHz	1882.5 MHz	1912.5 MHz	
5 MHz	15	DFT-s OFDM	pi/2 BPSK	1	1	17.08	16.92	17.18	0
				1	13	16.97	16.92	17.03	0
				1	23	17.08	17.05	17.09	0
				12	0	16.88	17.14	17.23	0
				12	7	16.88	17.16	17.19	0
				12	13	16.85	17.16	17.19	0
			QPSK	25	0	16.89	17.12	17.19	0
				1	1	16.78	16.90	17.07	0
				1	13	16.58	16.75	16.93	0
				1	23	16.55	16.75	17.00	0
				12	0	16.55	16.84	17.19	0
				12	7	16.59	16.84	17.21	0
				12	13	16.53	16.85	17.19	0
				25	0	16.53	16.80	17.19	0
				16QAM	1	1	16.53	16.85	17.11
			64QAM	1	1	16.54	16.86	17.06	0
			256QAM	1	1	16.71	16.73	16.97	0
			CP	QPSK	1	1	16.71	16.83	16.93

NR FDD Band n25 _ 10 MHz Bandwidth Conducted Power

Bandwidth	SCS(kHz)	OFDM	Modulation	RB Size	RB Offset	Reduced Power [dBm]			MPR [dB]
						371000	376500	382000	
						1855 MHz	1882.5 MHz	1910 MHz	
10 MHz	15	DFT-s OFDM	pi/2 BPSK	1	1	16.80	17.03	17.15	0
				1	26	16.81	17.05	17.36	0
				1	50	16.77	16.99	17.10	0
				25	0	16.80	17.08	17.26	0
				25	14	16.88	17.13	17.27	0
				25	27	16.95	17.11	17.21	0
				50	0	16.91	17.10	17.26	0
			QPSK	1	1	16.73	16.86	17.11	0
				1	26	16.61	16.88	17.21	0
				1	50	16.59	16.79	17.04	0
				25	0	16.58	16.80	17.23	0
				25	14	16.56	16.80	17.24	0
				25	27	16.58	16.82	17.19	0
			16QAM	50	0	16.55	16.83	17.28	0
				1	1	16.61	16.75	17.15	0
				1	1	16.50	16.63	17.02	0
				1	1	16.53	16.60	17.04	0
			CP	QPSK	1	1	16.69	16.83	16.95

NR FDD Band n25 _ 15 MHz Bandwidth Conducted Power

Bandwidth	SCS(kHz)	OFDM	Modulation	RB Size	RB Offset	Reduced Power [dBm]			MPR [dB]	
						371500	376500	381500		
						1857.5 MHz	1882.5 MHz	1907.5 MHz		
15 MHz	15	DFT-s OFDM	pi/2 BPSK	1	1	16.72	16.84	17.06	0	
				1	40	16.61	16.84	17.04	0	
				1	77	16.73	16.85	17.03	0	
				36	0	16.70	16.86	17.19	0	
				36	22	16.66	17.02	17.23	0	
				36	43	16.74	17.11	17.19	0	
				75	0	16.71	17.07	17.21	0	
			QPSK	1	1	16.60	16.82	17.06	0	
				1	40	16.47	16.71	16.98	0	
				1	77	16.55	16.74	16.98	0	
				36	0	16.52	16.76	17.18	0	
				36	22	16.53	16.79	17.20	0	
				36	43	16.56	16.80	17.22	0	
				75	0	16.52	16.81	17.20	0	
			16QAM	1	1	16.58	16.55	16.96	0	
			64QAM	1	1	16.64	16.65	17.02	0	
			256QAM	1	1	16.73	16.60	16.92	0	
			CP	QPSK	1	1	16.68	16.79	16.93	0

NR FDD Band n25 _ 20 MHz Bandwidth Conducted Power

Bandwidth	SCS(kHz)	OFDM	Modulation	RB Size	RB Offset	Reduced Power [dBm]			MPR [dB]	
						372000	376500	381000		
						1860 MHz	1882.5 MHz	1905 MHz		
20 MHz	15	DFT-s OFDM	pi/2 BPSK	1	1	16.75	16.94	17.12	0	
				1	53	16.82	17.01	17.25	0	
				1	104	16.78	16.91	17.07	0	
				50	0	16.80	17.03	17.20	0	
				50	28	16.89	17.11	17.20	0	
				50	56	16.97	17.10	17.22	0	
				100	0	16.94	17.10	17.17	0	
			QPSK	1	1	16.71	16.87	17.10	0	
				1	53	16.74	16.85	17.25	0	
				1	104	16.56	16.72	17.00	0	
				50	0	16.60	16.70	17.14	0	
				50	28	16.61	16.77	17.19	0	
				50	56	16.64	16.81	17.39	0	
				100	0	16.60	16.80	17.30	0	
			16QAM	1	1	16.63	16.63	17.11	0	
			64QAM	1	1	16.55	16.76	16.93	0	
			256QAM	1	1	16.57	16.57	17.06	0	
			CP	QPSK	1	1	16.69	16.84	16.90	0

[NR TDD Band n41 Conducted Power_Free(RSI 0), Hotspot(RSI 2)_ SUB2(Ant F)]

NR TDD Band n41 _10 MHz Bandwidth Conducted Power

Bandwidth	SCS(kHz)	OFDM	Modulation	RB Size	RB Offset	Reduced Power [dBm]					MPR [dB]
						500202	509400	518598	527802	537000	
						2501.01 MHz	2547 MHz	2592.99 MHz	2639.01 MHz	2685 MHz	
10 MHz	30	DFT-s	pi/2 BPSK	1	1	16.91	17.30	17.16	17.18	17.11	0
				1	12	17.01	17.35	17.23	17.16	17.12	0
				1	22	17.10	17.34	17.25	17.22	17.11	0
				12	0	16.95	17.29	17.14	17.25	17.10	0
				12	6	17.03	17.29	16.99	17.20	17.08	0
				12	12	17.03	17.32	17.21	17.20	17.08	0
			QPSK	24	0	16.99	17.29	17.15	17.18	17.11	0
				1	1	16.94	17.20	17.18	17.29	17.15	0
				1	12	17.16	17.39	17.07	17.25	17.16	0
				1	22	17.12	17.34	17.24	17.25	17.13	0
				12	0	16.94	17.28	17.13	17.25	17.11	0
				12	6	17.00	17.31	17.14	17.19	17.12	0
			16QAM	12	12	17.05	17.31	17.18	17.19	17.08	0
				24	0	16.99	17.29	17.16	17.20	17.12	0
				1	1	16.87	17.19	17.00	17.40	17.21	0
			64QAM	1	1	16.95	17.33	17.00	17.33	17.09	0
				1	1	16.91	17.29	16.72	16.88	17.08	0
			256QAM	1	1	16.91	17.29	16.72	16.88	17.08	0
CP	QPSK	1	1	16.87	17.27	17.12	17.14	17.01	0		

NR TDD Band n41 _15 MHz Bandwidth Conducted Power

Bandwidth	SCS(kHz)	OFDM	Modulation	RB Size	RB Offset	Reduced Power [dBm]					MPR [dB]
						500700	509664	518598	527562	536496	
						2503.5 MHz	2548.32 MHz	2592.99 MHz	2637.81 MHz	2682.48 MHz	
15 MHz	30	DFT-s	pi/2 BPSK	1	1	16.95	17.29	17.23	17.25	17.06	0
				1	18	17.08	17.35	17.23	17.06	17.11	0
				1	36	17.03	17.44	17.26	17.30	17.14	0
				18	0	16.90	17.25	17.22	17.15	17.08	0
				18	9	17.05	17.33	16.97	17.23	17.00	0
				18	18	16.99	17.40	17.18	17.24	17.13	0
			QPSK	36	0	17.04	17.36	17.23	17.12	17.14	0
				1	1	16.88	17.19	17.13	17.19	17.25	0
				1	18	17.14	17.35	17.04	17.19	17.12	0
				1	36	17.02	17.36	17.31	17.25	17.16	0
				18	0	16.91	17.23	17.23	17.16	17.09	0
				18	9	16.92	17.25	17.05	17.12	17.04	0
			16QAM	18	18	16.95	17.26	17.25	17.14	17.11	0
				36	0	17.01	17.37	17.08	17.21	17.07	0
				1	1	16.84	17.24	17.03	17.42	17.26	0
			64QAM	1	1	16.85	17.31	16.94	17.33	16.99	0
				1	1	16.96	17.38	16.79	16.86	17.16	0
			256QAM	1	1	16.96	17.38	16.79	16.86	17.16	0
CP	QPSK	1	1	16.86	17.23	17.14	17.22	16.93	0		

NR TDD Band n41 _20 Mhz Bandwidth Conducted Power

Bandwidth	SCS(kHz)	OFDM	Modulation	RB Size	RB Offset	Reduced Power [dBm]					MPR [dB]
						501204	509898	518598	527298	535998	
						2506.02 MHz	2549.49 MHz	2592.99 MHz	2636.49 MHz	2679.99 MHz	
20 Mhz	30	DFT-s	pi/2 BPSK	1	1	16.94	17.25	17.22	17.17	17.12	0
				1	26	17.08	17.28	17.23	17.01	17.12	0
				1	49	17.05	17.42	17.23	17.35	17.09	0
				25	0	16.91	17.18	17.32	17.18	17.18	0
				25	13	17.06	17.29	17.00	17.16	16.94	0
				25	26	17.01	17.49	17.15	17.14	17.09	0
			QPSK	50	0	17.00	17.32	17.26	17.06	17.16	0
				1	1	16.97	17.11	17.03	17.09	17.35	0
				1	26	17.24	17.43	16.98	17.25	17.22	0
				1	49	17.11	17.44	17.27	17.32	17.19	0
				25	0	16.93	17.19	17.15	17.12	17.08	0
				25	13	16.86	17.18	16.96	17.14	17.03	0
			16QAM	25	26	17.03	17.20	17.15	17.10	17.01	0
				50	0	17.04	17.35	16.98	17.25	17.02	0
				1	1	16.83	17.17	16.94	17.42	17.25	0
			64QAM	1	1	16.89	17.37	17.03	17.35	16.97	0
				1	1	17.01	17.45	16.76	16.84	17.13	0
			256QAM	1	1	17.01	17.45	16.76	16.84	17.13	0
CP	QPSK	1	1	16.90	17.18	17.07	17.21	16.89	0		

NR TDD Band n41 _30 Mhz Bandwidth Conducted Power

Bandwidth	SCS(kHz)	OFDM	Modulation	RB Size	RB Offset	Reduced Power [dBm]					MPR [dB]
						502200	510402	518598	526800	534996	
						2511 MHz	2552.01 MHz	2592.99 MHz	2634 MHz	2674.98 MHz	
30 Mhz	30	DFT-s	pi/2 BPSK	1	1	16.97	17.19	17.18	17.08	17.21	0
				1	39	17.13	17.23	17.22	17.05	17.21	0
				1	76	16.96	17.45	17.13	17.27	17.07	0
				36	0	16.86	17.17	17.35	17.26	17.14	0
				36	21	16.98	17.21	16.96	17.09	16.91	0
				36	42	17.10	17.42	17.25	17.05	17.15	0
			QPSK	75	0	16.90	17.35	17.31	17.12	17.09	0
				1	1	16.99	17.03	17.00	17.05	17.37	0
				1	39	17.24	17.35	16.99	17.28	17.24	0
				1	76	17.21	17.20	17.31	17.39	17.16	0
				36	0	16.86	17.26	17.17	17.21	16.98	0
				36	21	16.85	17.08	17.06	17.09	16.95	0
			16QAM	36	42	17.10	17.28	17.15	17.11	17.03	0
				75	0	17.10	17.31	16.88	17.31	16.99	0
				1	1	16.86	17.08	16.94	17.44	17.25	0
			64QAM	1	1	16.83	17.47	17.09	17.43	17.00	0
				1	1	17.09	17.46	16.76	16.79	17.22	0
			256QAM	1	1	17.09	17.46	16.76	16.79	17.22	0
CP	QPSK	1	1	16.86	17.20	17.03	17.16	16.90	0		

NR TDD Band n41 _40 MHz Bandwidth Conducted Power

Bandwidth	SCS(kHz)	OFDM	Modulation	RB Size	RB Offset	Reduced Power [dBm]				MPR [dB]	
						503202	513468		523734		534000
						2516.01 MHz	2567.34 MHz		2618.67 MHz		2670 MHz
40 MHz	30	DFT-s	pi/2 BPSK	1	1	17.00	17.29		17.01	17.13	0
				1	53	17.10	17.17		17.00	17.28	0
				1	104	16.99	17.47		17.23	17.12	0
				50	0	16.93	17.17		17.22	17.04	0
				50	28	16.90	17.11		17.19	16.95	0
				50	56	17.18	17.42		17.12	17.23	0
			100	0	16.99	17.41		17.02	16.99	0	
			QPSK	1	1	17.06	16.97		17.11	17.30	0
				1	53	17.15	17.35		17.36	17.20	0
				1	104	17.21	17.47		17.33	17.25	0
				50	0	16.83	17.22		17.25	17.00	0
				50	28	16.82	17.07		17.13	16.86	0
				50	56	17.15	17.25		17.20	17.04	0
			100	0	17.19	17.26		17.29	17.07	0	
			16QAM	1	1	16.89	17.10		17.47	17.22	0
			64QAM	1	1	16.76	17.44		17.45	16.98	0
			256QAM	1	1	17.16	17.43		16.84	17.23	0
			CP	QPSK	1	1	16.86	17.12		17.06	16.90

NR TDD Band n41 _50 MHz Bandwidth Conducted Power

Bandwidth	SCS(kHz)	OFDM	Modulation	RB Size	RB Offset	Reduced Power [dBm]				MPR [dB]	
						504204		518598			532998
						2521.02 MHz		2592.99 MHz			2664.99 MHz
50 MHz	30	DFT-s	pi/2 BPSK	1	1	16.95		17.13		17.13	0
				1	67	17.20		17.10		17.25	0
				1	131	17.00		17.11		17.03	0
				64	0	16.93		17.06		17.11	0
				64	35	16.92		17.22		16.99	0
				64	69	17.11		17.08		17.20	0
			128	0	16.93		17.13		16.98	0	
			QPSK	1	1	16.98		17.22		17.23	0
				1	67	17.11		17.20		17.13	0
				1	131	17.13		17.06		17.19	0
				64	0	16.88		17.24		17.04	0
				64	35	16.76		17.16		16.76	0
				64	69	17.23		17.19		17.00	0
			128	0	17.18		17.23		16.99	0	
			16QAM	1	1	16.88		17.14		17.32	0
			64QAM	1	1	16.82		17.16		16.90	0
			256QAM	1	1	17.24		17.17		17.13	0
			CP	QPSK	1	1	16.96		17.12		16.91

NR TDD Band n41 _60 MHz Bandwidth Conducted Power

Bandwidth	SCS(kHz)	OFDM	Modulation	RB Size	RB Offset	Reduced Power [dBm]				MPR [dB]	
						505200		518598			531996
						2526 MHz		2592.99 MHz			2659.98 MHz
60 MHz	30	DFT-s	pi/2 BPSK	1	1	16.85		17.10		17.06	0
				1	81	17.25		17.14		17.17	0
				1	160	17.00		17.17		16.98	0
				81	0	16.92		17.24		17.11	0
				81	41	16.99		17.13		16.94	0
				81	81	17.20		17.17		17.19	0
				162	0	17.03		17.15		17.08	0
			QPSK	1	1	17.04		17.18		17.17	0
				1	81	17.14		17.18		17.11	0
				1	160	17.13		17.07		17.27	0
				81	0	16.95		17.24		17.12	0
				81	41	16.86		17.08		16.69	0
				81	81	17.23		17.12		16.91	0
				162	0	17.18		17.25		16.98	0
			16QAM	1	1	16.96		17.11		17.28	0
			64QAM	1	1	16.78		17.21		16.99	0
			256QAM	1	1	17.14		17.20		17.06	0
			CP	QPSK	1	1	16.91		17.24		16.95

NR TDD Band n41 _70 MHz Bandwidth Conducted Power

Bandwidth	SCS(kHz)	OFDM	Modulation	RB Size	RB Offset	Reduced Power [dBm]				MPR [dB]	
						506208					530994
						2531.04 MHz					2654.97 MHz
70 MHz	30	DFT-s	pi/2 BPSK	1	1	16.92				17.03	0
				1	81	17.19				17.11	0
				1	160	17.00				16.96	0
				81	0	17.01				17.12	0
				81	41	16.89				16.96	0
				81	81	17.12				17.22	0
				162	0	17.09				17.08	0
			QPSK	1	1	16.95				17.24	0
				1	81	17.10				17.07	0
				1	160	17.11				17.28	0
				81	0	17.04				17.15	0
				81	41	16.88				16.75	0
				81	81	17.26				16.86	0
				162	0	17.11				17.03	0
			16QAM	1	1	16.98				17.38	0
			64QAM	1	1	16.72				17.06	0
			256QAM	1	1	17.21				16.98	0
			CP	QPSK	1	1	16.99				16.97

NR TDD Band n41 _80 MHz Bandwidth Conducted Power

Bandwidth	SCS(kHz)	OFDM	Modulation	RB Size	RB Offset	Reduced Power [dBm]				MPR [dB]	
						507204			529998		
						2536.02 MHz			2649.99 MHz		
80 MHz	30	DFT-s	pi/2 BPSK	1	1	16.92				16.99	0
				1	109	17.22				17.07	0
				1	215	16.93				17.05	0
				108	0	17.08				17.09	0
				108	55	16.97				17.03	0
				108	109	17.20				17.15	0
			216	0	17.02				17.02	0	
			QPSK	1	1	16.92				17.21	0
				1	109	17.11				17.04	0
				1	215	17.05				17.25	0
				108	0	16.95				17.11	0
				108	55	16.79				16.72	0
				108	109	17.22				16.78	0
			216	0	17.16				17.05	0	
			16QAM	1	1	16.92				17.32	0
			64QAM	1	1	16.78				17.01	0
			256QAM	1	1	17.17				17.01	0
			CP	QPSK	1	1	16.98				16.96

NR TDD Band n41 _90 MHz Bandwidth Conducted Power

Bandwidth	SCS(kHz)	OFDM	Modulation	RB Size	RB Offset	Reduced Power [dBm]				MPR [dB]	
						508200			528996		
						2541 MHz			2644.98 MHz		
90 MHz	30	DFT-s	pi/2 BPSK	1	1	17.29				17.29	0
				1	123	17.32				17.17	0
				1	243	16.94				17.12	0
				120	0	16.99				17.02	0
				120	63	17.07				17.10	0
				120	125	17.25				17.15	0
			243	0	17.02				17.02	0	
			QPSK	1	1	17.00				17.22	0
				1	123	17.02				17.08	0
				1	243	17.12				17.21	0
				120	0	16.86				17.05	0
				120	63	16.77				16.72	0
				120	125	17.31				16.79	0
			243	0	17.24				16.95	0	
			16QAM	1	1	16.95				17.37	0
			64QAM	1	1	16.86				17.01	0
			256QAM	1	1	17.14				17.02	0
			CP	QPSK	1	1	16.92				16.98

NR TDD Band n41 _100 MHz Bandwidth Conducted Power

Bandwidth	SCS(kHz)	OFDM	Modulation	RB Size	RB Offset	Reduced Power [dBm]				MPR [dB]	
								518598 2592.99 MHz			
100 MHz	30	DFT-s	pi/2 BPSK	1	1			17.03			0
				1	137			16.48			0
				1	271			16.78			0
				135	0			16.76			0
				135	69			16.98			0
				135	138			16.56			0
				270	0			16.74			0
			QPSK	1	1			17.25			0
				1	137			16.80			0
				1	271			16.59			0
				135	0			16.56			0
				135	69			16.90			0
				135	138			16.76			0
				270	0			16.45			0
			16QAM	1	1			16.99			0
			64QAM	1	1			17.36			0
			256QAM	1	1			17.12			0
			CP	QPSK	1	1			17.11		

[NR TDD Band n41 Conducted Power_RCV (RSI 1)_SUB2(Ant F)]

NR TDD Band n41 _10 MHz Bandwidth Conducted Power

Bandwidth	SCS(kHz)	OFDM	Modulation	RB Size	RB Offset	Reduced Power [dBm]					MPR [dB]	
						500202	509400	518598	527802	537000		
						2501.01 MHz	2547 MHz	2592.99 MHz	2639.01 MHz	2685 MHz		
10 MHz	30	DFT-s	pi/2 BPSK	1	1	13.80	14.33	13.88	13.93	13.78	0	
				1	12	13.87	14.33	13.89	13.84	13.77	0	
				1	22	13.98	14.30	13.86	13.77	13.72	0	
				12	0	13.83	14.27	13.83	13.85	13.74	0	
				12	6	13.87	14.28	13.79	13.79	13.74	0	
				12	12	13.91	14.26	13.84	13.76	13.73	0	
			QPSK	24	0	13.86	14.28	13.82	13.79	13.72	0	
				1	1	13.82	14.31	13.88	13.90	13.75	0	
				1	12	13.94	14.32	13.85	13.80	13.79	0	
				1	22	13.93	14.29	13.85	13.78	13.71	0	
				12	0	13.82	14.31	13.82	13.86	13.75	0	
				12	6	13.85	14.28	13.81	13.79	13.74	0	
				12	12	13.90	14.27	13.83	13.75	13.73	0	
				24	0	13.85	14.29	13.82	13.79	13.73	0	
				16QAM	1	1	13.79	14.36	13.81	13.89	13.80	0
				64QAM	1	1	13.71	14.24	13.78	13.94	13.85	0
			256QAM	1	1	13.86	14.35	13.89	13.94	13.88	0	
			CP	QPSK	1	1	13.84	14.26	13.88	13.85	13.78	0

NR TDD Band n41 _15 MHz Bandwidth Conducted Power

Bandwidth	SCS(kHz)	OFDM	Modulation	RB Size	RB Offset	Reduced Power [dBm]					MPR [dB]
						500700	509664	518598	527562	536496	
						2503.5 MHz	2548.32 MHz	2592.99 MHz	2637.81 MHz	2682.48 MHz	
15 MHz	30	DFT-s	pi/2 BPSK	1	1	13.83	14.32	13.89	13.92	13.87	0
				1	18	13.86	14.23	13.77	13.78	13.69	0
				1	36	14.03	14.29	13.83	13.78	13.69	0
				18	0	13.85	14.31	13.85	13.90	13.77	0
				18	9	13.91	14.29	13.81	13.87	13.72	0
				18	18	13.96	14.29	13.83	13.77	13.72	0
				36	0	13.90	14.28	13.82	13.84	13.74	0
			QPSK	1	1	13.83	14.35	13.89	13.93	13.85	0
				1	18	13.88	14.23	13.77	13.80	13.70	0
				1	36	14.05	14.28	13.82	13.79	13.67	0
				18	0	13.87	14.31	13.83	13.90	13.77	0
				18	9	13.90	14.28	13.83	13.86	13.75	0
				18	18	13.97	14.30	13.83	13.77	13.71	0
				36	0	13.92	14.29	13.81	13.86	13.75	0
				16QAM	1	1	13.88	14.38	13.90	13.89	13.80
			64QAM	1	1	13.76	14.36	13.90	13.96	13.78	0
			256QAM	1	1	13.79	14.18	13.95	13.96	13.90	0
			CP	QPSK	1	1	13.83	14.32	13.90	13.91	13.83

NR TDD Band n41 _20 Mhz Bandwidth Conducted Power

Bandwidth	SCS(kHz)	OFDM	Modulation	RB Size	RB Offset	Reduced Power [dBm]					MPR [dB]	
						501204	509898	518598	527298	535998		
						2506.02	2549.49	2592.99	2636.49	2679.99		
						MHz	MHz	MHz	MHz	MHz		
20 Mhz	30	DFT-s	pi/2 BPSK	1	1	13.93	14.35	13.93	14.02	13.85	0	
				1	26	14.01	14.28	13.82	13.88	13.76	0	
				1	49	14.17	14.23	13.84	13.79	13.70	0	
				25	0	13.94	14.31	13.86	13.89	13.83	0	
				25	13	14.03	14.29	13.83	13.88	13.77	0	
				25	26	14.12	14.26	13.84	13.77	13.73	0	
			QPSK	50	0	14.02	14.27	13.83	13.88	13.76	0	
				1	1	13.86	14.34	13.91	14.02	13.85	0	
				1	26	14.02	14.28	13.83	13.87	13.75	0	
				1	49	14.18	14.23	13.84	13.77	13.69	0	
				25	0	13.94	14.31	13.89	13.90	13.85	0	
				25	13	14.03	14.29	13.83	13.90	13.76	0	
				25	26	14.12	14.27	13.84	13.78	13.75	0	
				50	0	14.02	14.27	13.82	13.89	13.77	0	
				16QAM	1	1	13.86	14.38	13.90	14.00	13.92	0
				64QAM	1	1	13.85	14.37	14.00	13.94	13.84	0
			256QAM	1	1	13.92	14.36	13.97	13.91	13.96	0	
			CP	QPSK	1	1	13.88	14.31	13.89	13.96	13.87	0

NR TDD Band n41 _30 Mhz Bandwidth Conducted Power

Bandwidth	SCS(kHz)	OFDM	Modulation	RB Size	RB Offset	Reduced Power [dBm]					MPR [dB]	
						502200	510402	518598	526800	534996		
						2511	2552.01	2592.99	2634	2674.98		
						MHz	MHz	MHz	MHz	MHz		
30 Mhz	30	DFT-s	pi/2 BPSK	1	1	13.69	14.37	13.72	13.51	13.45	0	
				1	39	13.99	14.13	13.78	13.87	13.72	0	
				1	76	13.96	13.82	13.70	13.21	13.59	0	
				36	0	13.79	14.32	13.89	13.95	13.80	0	
				36	21	13.89	14.29	13.71	13.62	13.60	0	
				36	42	13.94	14.20	13.82	13.59	13.66	0	
				75	0	13.64	14.28	13.82	13.84	13.78	0	
			QPSK	1	1	13.66	14.36	14.04	13.60	13.72	0	
				1	39	13.93	14.12	13.88	13.68	13.89	0	
				1	76	14.06	13.96	13.70	13.19	13.61	0	
				36	0	13.99	14.31	13.64	13.50	13.70	0	
				36	21	13.91	14.29	13.60	13.86	13.56	0	
				36	42	13.94	14.08	13.82	13.60	13.67	0	
				75	0	14.12	14.30	13.82	13.72	13.79	0	
			16QAM	1	1	13.85	14.10	13.70	13.88	13.77	0	
			64QAM	1	1	13.91	14.32	14.00	13.85	13.96	0	
			256QAM	1	1	13.92	13.84	13.84	13.88	13.62	0	
			CP	QPSK	1	1	13.62	14.15	13.81	13.81	13.81	0

NR TDD Band n41 _40 MHz Bandwidth Conducted Power

Bandwidth	SCS(kHz)	OFDM	Modulation	RB Size	RB Offset	Reduced Power [dBm]					MPR [dB]
						503202	513468		523734	534000	
						2516.01 MHz	2567.34 MHz		2618.67 MHz	2670 MHz	
40 MHz	30	DFT-s	pi/2 BPSK	1	1	13.67	14.10		13.77	13.54	0
				1	53	14.05	13.97		13.97	13.56	0
				1	104	14.15	13.96		13.93	13.68	0
				50	0	14.05	14.07		13.97	13.76	0
				50	28	13.90	13.89		13.99	13.78	0
				50	56	14.05	14.02		13.95	13.77	0
			100	0	14.13	14.16		13.86	13.58	0	
			QPSK	1	1	13.65	14.09		13.78	13.64	0
				1	53	14.26	13.91		13.94	13.73	0
				1	104	14.21	13.83		13.91	13.78	0
				50	0	14.04	14.19		13.96	13.55	0
				50	28	13.91	14.11		13.88	13.68	0
				50	56	13.83	13.92		13.96	13.67	0
			100	0	14.24	13.82		13.98	13.81	0	
			16QAM	1	1	13.58	14.30		13.97	13.48	0
			64QAM	1	1	13.96	14.31		13.75	13.50	0
			256QAM	1	1	13.79	14.29		14.03	13.67	0
			CP	QPSK	1	1	13.71	14.32		13.83	13.73

NR TDD Band n41 _50 MHz Bandwidth Conducted Power

Bandwidth	SCS(kHz)	OFDM	Modulation	RB Size	RB Offset	Reduced Power [dBm]					MPR [dB]
						504204		518598		532998	
						2521.02 MHz		2592.99 MHz		2664.99 MHz	
50 MHz	30	DFT-s	pi/2 BPSK	1	1	13.80		14.15		13.67	0
				1	67	13.92		13.87		13.76	0
				1	131	14.32		13.88		13.78	0
				64	0	14.09		13.96		13.74	0
				64	35	14.26		13.85		13.66	0
				64	69	14.28		13.93		13.69	0
			128	0	14.15		13.84		13.56	0	
			QPSK	1	1	13.79		14.14		13.62	0
				1	67	14.23		13.67		13.73	0
				1	131	14.30		13.76		13.55	0
				64	0	14.11		13.87		13.74	0
				64	35	14.27		13.85		13.77	0
				64	69	14.28		13.93		13.58	0
			128	0	14.25		13.74		13.80	0	
			16QAM	1	1	13.75		14.01		13.68	0
			64QAM	1	1	13.88		13.77		13.75	0
			256QAM	1	1	13.80		14.13		13.78	0
			CP	QPSK	1	1	13.88		13.81		13.58

NR TDD Band n41 _60 MHz Bandwidth Conducted Power

Bandwidth	SCS(kHz)	OFDM	Modulation	RB Size	RB Offset	Reduced Power [dBm]				MPR [dB]		
						505200		518598			531996	
						2526 MHz		2592.99 MHz			2659.98 MHz	
60 MHz	30	DFT-s	pi/2 BPSK	1	1	13.47		13.91		13.87	0	
				1	81	14.27		13.70		13.13	0	
				1	160	14.07		13.80		13.75	0	
				81	0	13.97		13.66		13.25	0	
				81	41	14.07		13.01		13.35	0	
				81	81	14.13		13.38		13.29	0	
				162	0	14.18		13.76		13.82	0	
			QPSK	1	1	13.56		13.98		13.27	0	
				1	81	14.11		13.05		13.47	0	
				1	160	14.17		13.69		13.38	0	
				81	0	13.61		13.43		13.73	0	
				81	41	14.07		13.52		13.69	0	
				81	81	14.24		13.50		13.41	0	
				162	0	13.96		13.43		13.73	0	
			16QAM	1	1	13.54		14.15		13.87	0	
			64QAM	1	1	13.33		13.93		13.50	0	
			256QAM	1	1	13.73		14.07		13.89	0	
			CP	QPSK	1	1	13.65		13.96		13.47	0

NR TDD Band n41 _70 MHz Bandwidth Conducted Power

Bandwidth	SCS(kHz)	OFDM	Modulation	RB Size	RB Offset	Reduced Power [dBm]				MPR [dB]		
						506208					530994	
						2531.04 MHz					2654.97 MHz	
70 MHz	30	DFT-s	pi/2 BPSK	1	1	13.61				13.63	0	
				1	81	13.94				13.67	0	
				1	160	14.00				13.42	0	
				81	0	13.97				13.67	0	
				81	41	13.92				13.42	0	
				81	81	13.97				13.11	0	
				162	0	13.94				13.58	0	
			QPSK	1	1	13.60				13.47	0	
				1	81	14.06				13.42	0	
				1	160	14.03				13.03	0	
				81	0	13.61				13.58	0	
				81	41	13.70				13.51	0	
				81	81	13.98				13.59	0	
				162	0	13.96				13.57	0	
			16QAM	1	1	13.27				13.58	0	
			64QAM	1	1	13.69				13.40	0	
			256QAM	1	1	13.59				13.64	0	
			CP	QPSK	1	1	13.44				13.76	0

NR TDD Band n41 _80 MHz Bandwidth Conducted Power

Bandwidth	SCS(kHz)	OFDM	Modulation	RB Size	RB Offset	Reduced Power [dBm]				MPR [dB]	
						507204			529998		
						2536.02 MHz			2649.99 MHz		
80 MHz	30	DFT-s	pi/2 BPSK	1	1	13.68				14.07	0
				1	109	14.06				13.41	0
				1	215	13.92				13.66	0
				108	0	13.94				13.69	0
				108	55	13.95				13.32	0
				108	109	13.92				13.62	0
			216	0	14.10				13.72	0	
			QPSK	1	1	13.75				13.85	0
				1	109	14.31				13.28	0
				1	215	14.08				13.66	0
				108	0	13.58				13.71	0
				108	55	13.97				13.21	0
				108	109	14.30				13.51	0
			216	0	13.99				13.48	0	
			16QAM	1	1	13.57				13.54	0
			64QAM	1	1	13.90				13.83	0
			256QAM	1	1	13.70				13.84	0
			CP	QPSK	1	1	13.61				13.73

NR TDD Band n41 _90 MHz Bandwidth Conducted Power

Bandwidth	SCS(kHz)	OFDM	Modulation	RB Size	RB Offset	Reduced Power [dBm]				MPR [dB]	
						508200			528996		
						2541 MHz			2644.98 MHz		
90 MHz	30	DFT-s	pi/2 BPSK	1	1	13.58				13.52	0
				1	123	13.75				13.45	0
				1	243	13.92				13.66	0
				120	0	13.70				13.86	0
				120	63	13.98				13.08	0
				120	125	13.94				13.60	0
			243	0	13.98				13.49	0	
			QPSK	1	1	13.31				13.76	0
				1	123	13.83				13.41	0
				1	243	14.03				13.29	0
				120	0	14.07				13.79	0
				120	63	14.32				13.23	0
				120	125	13.92				13.46	0
			243	0	14.24				13.53	0	
			16QAM	1	1	13.67				13.81	0
			64QAM	1	1	13.52				13.92	0
			256QAM	1	1	13.76				13.69	0
			CP	QPSK	1	1	13.61				13.86

NR TDD Band n41 _100 MHz Bandwidth Conducted Power

Bandwidth	SCS(kHz)	OFDM	Modulation	RB Size	RB Offset	Reduced Power [dBm]				MPR [dB]		
								518598 2592.99 MHz				
100 MHz	30	DFT-s	pi/2 BPSK	1	1			14.23			0	
				1	137			13.76			0	
				1	271			13.78			0	
				135	0			13.59			0	
				135	69			13.63			0	
				135	138			13.66			0	
				270	0			13.54			0	
			QPSK	1	1			14.35			0	
				1	137			13.62			0	
				1	271			13.64			0	
				135	0			13.58			0	
				135	69			13.65			0	
				135	138			13.77			0	
				270	0			13.43			0	
			16QAM	1	1			14.19			0	
			64QAM	1	1			14.33			0	
			256QAM	1	1			14.33			0	
			CP	QPSK	1	1			14.30			0

[NR FDD Band n66 Conducted Power _Free(RSI 0), Hotspot(RSI 2) _ MAIN1(Ant A)]

NR FDD Band n66 _5 MHz Bandwidth Conducted Power

Bandwidth	SCS(kHz)	OFDM	Modulation	RB Size	RB Offset	Reduced Power [dBm]			MPR [dB]	
						342500	349000	355500		
						1712.5 MHz	1745 MHz	1777.5 MHz		
5 MHz	15	DFT-s OFDM	pi/2 BPSK	1	1	17.40	17.36	17.39	0	
				1	13	17.32	17.22	17.34	0	
				1	23	17.35	17.24	17.42	0	
				12	0	17.53	17.39	17.49	0	
				12	7	17.52	17.36	17.53	0	
				12	13	17.44	17.34	17.51	0	
			25	0	17.46	17.40	17.53	0		
			QPSK	1	1	17.31	17.33	17.35	0	
				1	13	17.26	17.10	17.31	0	
				1	23	17.26	17.23	17.37	0	
				12	0	17.48	17.41	17.51	0	
				12	7	17.44	17.37	17.52	0	
				12	13	17.46	17.36	17.55	0	
			25	0	17.46	17.39	17.52	0		
			16QAM	1	1	17.12	17.12	17.26	0	
			64QAM	1	1	17.53	17.21	17.41	0	
			256QAM	1	1	17.15	17.31	17.29	0	
			CP	QPSK	1	1	17.20	17.16	17.20	0

NR FDD Band n66 _10 MHz Bandwidth Conducted Power

Bandwidth	SCS(kHz)	OFDM	Modulation	RB Size	RB Offset	Reduced Power [dBm]			MPR [dB]	
						343000	349000	355000		
						1715 MHz	1745 MHz	1775 MHz		
10 MHz	15	DFT-s OFDM	pi/2 BPSK	1	1	17.41	17.34	17.33	0	
				1	26	17.53	17.36	17.44	0	
				1	50	17.29	17.33	17.40	0	
				25	0	17.50	17.45	17.43	0	
				25	14	17.47	17.37	17.46	0	
				25	27	17.41	17.33	17.50	0	
			50	0	17.47	17.41	17.43	0		
			QPSK	1	1	17.35	17.29	17.26	0	
				1	26	17.30	17.24	17.31	0	
				1	50	17.20	17.24	17.25	0	
				25	0	17.48	17.45	17.39	0	
				25	14	17.48	17.40	17.40	0	
				25	27	17.40	17.37	17.50	0	
			50	0	17.44	17.39	17.44	0		
			16QAM	1	1	17.10	17.30	17.38	0	
			64QAM	1	1	17.29	17.28	17.39	0	
			256QAM	1	1	17.39	17.13	17.23	0	
			CP	QPSK	1	1	17.26	17.17	17.14	0

NR FDD Band n66 _ 15 MHz Bandwidth Conducted Power

Bandwidth	SCS(kHz)	OFDM	Modulation	RB Size	RB Offset	Reduced Power [dBm]			MPR [dB]	
						343500	349000	354500		
						1717.5 MHz	1745 MHz	1772.5 MHz		
15 MHz	15	DFT-s OFDM	pi/2 BPSK	1	1	17.44	17.37	17.37	0	
				1	40	17.28	17.19	17.22	0	
				1	77	17.38	17.32	17.36	0	
				36	0	17.49	17.47	17.48	0	
				36	22	17.45	17.38	17.42	0	
				36	43	17.41	17.42	17.41	0	
			75	0	17.48	17.38	17.45	0		
			QPSK	1	1	17.51	17.30	17.33	0	
				1	40	17.27	17.17	17.22	0	
				1	77	17.32	17.27	17.32	0	
				36	0	17.50	17.45	17.48	0	
				36	22	17.45	17.42	17.44	0	
				36	43	17.45	17.41	17.48	0	
			75	0	17.48	17.41	17.47	0		
			16QAM	1	1	17.33	17.28	17.33	0	
			64QAM	1	1	17.36	17.15	17.26	0	
			256QAM	1	1	17.19	17.16	17.09	0	
			CP	QPSK	1	1	17.26	17.13	17.19	0

NR FDD Band n66 _ 20 MHz Bandwidth Conducted Power

Bandwidth	SCS(kHz)	OFDM	Modulation	RB Size	RB Offset	Reduced Power [dBm]			MPR [dB]	
						344000	349000	354000		
						1720 MHz	1745 MHz	1770 MHz		
20 MHz	15	DFT-s OFDM	pi/2 BPSK	1	1	17.47	17.29	17.38	0	
				1	53	17.41	17.38	17.40	0	
				1	104	17.31	17.28	17.43	0	
				50	0	17.50	17.44	17.44	0	
				50	28	17.42	17.41	17.46	0	
				50	56	17.41	17.44	17.44	0	
				100	0	17.41	17.43	17.47	0	
			QPSK	1	1	17.41	17.29	17.30	0	
				1	53	17.35	17.63	17.33	0	
				1	104	17.23	17.23	17.35	0	
				50	0	17.49	17.45	17.44	0	
				50	28	17.42	17.42	17.46	0	
				50	56	17.44	17.64	17.46	0	
			100	0	17.41	17.43	17.45	0		
			16QAM	1	1	17.33	17.26	17.52	0	
			64QAM	1	1	17.49	17.24	17.45	0	
			256QAM	1	1	17.34	17.24	17.08	0	
			CP	QPSK	1	1	17.32	17.46	17.22	0

[NR FDD Band n66 Conducted Power _RCV (RSI 1)_ SUB2(Ant F)]

NR FDD Band n66 _5 MHz Bandwidth Conducted Power

Bandwidth	SCS(kHz)	OFDM	Modulation	RB Size	RB Offset	Reduced Power [dBm]			MPR [dB]	
						342500	349000	355500		
						1712.5 MHz	1745 MHz	1777.5 MHz		
5 MHz	15	DFT-s OFDM	pi/2 BPSK	1	1	17.31	17.29	17.19	0	
				1	13	17.18	17.13	17.09	0	
				1	23	17.26	17.19	17.14	0	
				12	0	17.36	17.32	17.25	0	
				12	7	17.34	17.32	17.23	0	
				12	13	17.36	17.26	17.24	0	
			25	0	17.34	17.32	17.23	0		
			QPSK	1	1	17.23	17.18	17.10	0	
				1	13	17.11	17.04	16.92	0	
				1	23	17.20	17.09	17.03	0	
				12	0	17.33	17.31	17.19	0	
				12	7	17.34	17.33	17.22	0	
				12	13	17.30	17.29	17.19	0	
			25	0	17.29	17.34	17.23	0		
			16QAM	1	1	17.15	17.14	17.09	0	
			64QAM	1	1	17.25	17.16	17.10	0	
			256QAM	1	1	17.14	17.18	16.98	0	
			CP	QPSK	1	1	17.14	17.07	16.95	0

NR FDD Band n66 _10 MHz Bandwidth Conducted Power

Bandwidth	SCS(kHz)	OFDM	Modulation	RB Size	RB Offset	Reduced Power [dBm]			MPR [dB]	
						343000	349000	355000		
						1715 MHz	1745 MHz	1775 MHz		
10 MHz	15	DFT-s OFDM	pi/2 BPSK	1	1	17.48	17.33	17.14	0	
				1	26	17.52	17.30	17.20	0	
				1	50	17.27	17.17	17.08	0	
				25	0	17.51	17.37	17.20	0	
				25	14	17.44	17.31	17.17	0	
				25	27	17.36	17.27	17.18	0	
			50	0	17.45	17.32	17.16	0		
			QPSK	1	1	17.35	17.23	17.07	0	
				1	26	17.32	17.19	16.99	0	
				1	50	17.15	17.05	16.94	0	
				25	0	17.47	17.34	17.18	0	
				25	14	17.42	17.35	17.16	0	
				25	27	17.40	17.26	17.17	0	
			50	0	17.45	17.29	17.16	0		
			16QAM	1	1	17.38	17.24	17.02	0	
			64QAM	1	1	17.34	17.18	17.03	0	
			256QAM	1	1	17.24	17.10	17.01	0	
			CP	QPSK	1	1	17.15	17.13	16.94	0

NR FDD Band n66 _ 15 MHz Bandwidth Conducted Power

Bandwidth	SCS(kHz)	OFDM	Modulation	RB Size	RB Offset	Reduced Power [dBm]			MPR [dB]	
						343500	349000	354500		
						1717.5 MHz	1745 MHz	1772.5 MHz		
15 MHz	15	DFT-s OFDM	pi/2 BPSK	1	1	17.43	17.31	17.14	0	
				1	40	17.16	17.15	17.03	0	
				1	77	17.07	17.06	17.05	0	
				36	0	17.41	17.38	17.23	0	
				36	22	17.32	17.32	17.20	0	
				36	43	17.23	17.23	17.17	0	
				75	0	17.28	17.37	17.18	0	
			QPSK	1	1	17.32	17.27	17.04	0	
				1	40	17.09	17.06	16.88	0	
				1	77	16.99	16.94	16.88	0	
				36	0	17.43	17.37	17.22	0	
				36	22	17.30	17.32	17.17	0	
				36	43	17.23	17.27	17.17	0	
				75	0	17.31	17.33	17.18	0	
			16QAM	1	1	17.45	17.08	17.04	0	
			64QAM	1	1	17.26	17.15	17.01	0	
			256QAM	1	1	17.15	17.10	16.97	0	
			CP	QPSK	1	1	17.27	17.13	16.95	0

NR FDD Band n66 _ 20 MHz Bandwidth Conducted Power

Bandwidth	SCS(kHz)	OFDM	Modulation	RB Size	RB Offset	Reduced Power [dBm]			MPR [dB]	
						344000	349000	354000		
						1720 MHz	1745 MHz	1770 MHz		
20 MHz	15	DFT-s OFDM	pi/2 BPSK	1	1	17.53	17.30	17.14	0	
				1	53	17.46	17.30	17.35	0	
				1	104	17.19	17.04	17.03	0	
				50	0	17.55	17.39	17.32	0	
				50	28	17.40	17.31	17.20	0	
				50	56	17.28	17.27	17.18	0	
				100	0	17.45	17.35	17.19	0	
			QPSK	1	1	17.51	17.38	17.03	0	
				1	53	17.29	17.17	17.50	0	
				1	104	17.10	16.96	16.91	0	
				50	0	17.62	17.51	17.61	0	
				50	28	17.40	17.33	17.28	0	
				50	56	17.32	17.25	17.18	0	
				100	0	17.39	17.32	17.17	0	
			16QAM	1	1	17.58	17.24	17.18	0	
			64QAM	1	1	17.50	17.19	17.20	0	
			256QAM	1	1	17.18	17.19	16.88	0	
			CP	QPSK	1	1	17.23	17.08	17.03	0

[NR FDD Band n66 Conducted Power _Free(RSI 0), Hotspot(RSI 2)_ SUB2(Ant F)]

NR FDD Band n66 _5 MHz Bandwidth Conducted Power

Bandwidth	SCS(kHz)	OFDM	Modulation	RB Size	RB Offset	Reduced Power [dBm]			MPR [dB]	
						342500	349000	355500		
						1712.5 MHz	1745 MHz	1777.5 MHz		
5 MHz	15	DFT-s OFDM	pi/2 BPSK	1	1	18.52	18.40	18.22	0	
				1	13	18.39	18.32	18.13	0	
				1	23	18.45	18.34	18.19	0	
				12	0	18.50	18.35	18.21	0	
				12	7	18.45	18.38	18.21	0	
				12	13	18.47	18.33	18.19	0	
			25	0	18.46	18.35	18.20	0		
			QPSK	1	1	18.45	18.37	18.11	0	
				1	13	18.36	18.27	18.08	0	
				1	23	18.46	18.30	18.14	0	
				12	0	18.47	18.39	18.20	0	
				12	7	18.47	18.35	18.18	0	
				12	13	18.45	18.34	18.19	0	
			25	0	18.46	18.40	18.19	0		
			16QAM	1	1	18.43	18.44	18.14	0	
			64QAM	1	1	18.46	18.44	18.30	0	
			256QAM	1	1	18.26	18.12	18.15	0	
			CP	QPSK	1	1	18.34	18.35	18.14	0

NR FDD Band n66 _10 MHz Bandwidth Conducted Power

Bandwidth	SCS(kHz)	OFDM	Modulation	RB Size	RB Offset	Reduced Power [dBm]			MPR [dB]	
						343000	349000	355000		
						1715 MHz	1745 MHz	1775 MHz		
10 MHz	15	DFT-s OFDM	pi/2 BPSK	1	1	18.56	18.38	18.17	0	
				1	26	18.62	18.40	18.26	0	
				1	50	18.42	18.27	18.16	0	
				25	0	18.51	18.36	18.15	0	
				25	14	18.52	18.37	18.16	0	
				25	27	18.48	18.31	18.15	0	
			50	0	18.51	18.34	18.16	0		
			QPSK	1	1	18.58	18.37	18.15	0	
				1	26	18.60	18.36	18.19	0	
				1	50	18.46	18.26	18.13	0	
				25	0	18.52	18.38	18.18	0	
				25	14	18.48	18.35	18.14	0	
				25	27	18.46	18.30	18.18	0	
			50	0	18.50	18.31	18.16	0		
			16QAM	1	1	18.68	18.67	18.15	0	
			64QAM	1	1	18.71	18.38	18.15	0	
			256QAM	1	1	18.34	18.33	18.11	0	
			CP	QPSK	1	1	18.49	18.38	18.21	0

NR FDD Band n66 _ 15 MHz Bandwidth Conducted Power

Bandwidth	SCS(kHz)	OFDM	Modulation	RB Size	RB Offset	Reduced Power [dBm]			MPR [dB]	
						343500	349000	354500		
						1717.5 MHz	1745 MHz	1772.5 MHz		
15 MHz	15	DFT-s OFDM	pi/2 BPSK	1	1	18.36	18.42	18.05	0	
				1	40	18.19	18.31	18.00	0	
				1	77	18.17	18.28	18.09	0	
				36	0	18.37	18.44	18.08	0	
				36	22	18.25	18.37	18.06	0	
				36	43	18.20	18.33	18.10	0	
				75	0	18.28	18.37	18.09	0	
			QPSK	1	1	18.35	18.34	18.02	0	
				1	40	18.15	18.23	17.95	0	
				1	77	18.17	18.22	18.04	0	
				36	0	18.34	18.43	18.08	0	
				36	22	18.26	18.39	18.09	0	
				36	43	18.18	18.36	18.08	0	
				75	0	18.25	18.39	18.07	0	
			16QAM	1	1	18.40	18.46	18.07	0	
			64QAM	1	1	18.26	18.32	18.10	0	
			256QAM	1	1	18.34	18.43	17.99	0	
			CP	QPSK	1	1	18.38	18.42	18.12	0

NR FDD Band n66 _ 20 MHz Bandwidth Conducted Power

Bandwidth	SCS(kHz)	OFDM	Modulation	RB Size	RB Offset	Reduced Power [dBm]			MPR [dB]	
						344000	349000	354000		
						1720 MHz	1745 MHz	1770 MHz		
20 MHz	15	DFT-s OFDM	pi/2 BPSK	1	1	18.45	18.23	18.07	0	
				1	53	18.42	18.27	18.13	0	
				1	104	18.25	18.12	18.11	0	
				50	0	18.40	18.29	18.11	0	
				50	28	18.35	18.23	18.10	0	
				50	56	18.25	18.14	18.09	0	
				100	0	18.32	18.25	18.09	0	
			QPSK	1	1	18.46	18.22	18.06	0	
				1	53	18.36	18.23	18.10	0	
				1	104	18.26	18.10	18.11	0	
				50	0	18.39	18.27	18.10	0	
				50	28	18.30	18.22	18.09	0	
				50	56	18.22	18.16	18.10	0	
				100	0	18.40	18.23	18.07	0	
			16QAM	1	1	18.52	18.42	18.22	0	
			64QAM	1	1	18.42	18.20	18.28	0	
			256QAM	1	1	18.17	18.18	18.06	0	
			CP	QPSK	1	1	18.27	18.20	18.12	0

[NR TDD Band n77 Conducted Power_Free(RSI 0), Hotspot(RSI 2)_SUB2(Ant F)]

NR TDD Band n77_ 10 MHz Bandwidth Conducted Power

Bandwidth	SCS(kHz)	OFDM	Modulation	RB Size	RB Offset	Reduced Power [dBm]						MPR [dB]
						647000	650600	654200	657800	661400	665000	
						3705 MHz	3759 MHz	3813 MHz	3867 MHz	3921 MHz	3975 MHz	
10 MHz	30	DFT-s	pi/2 BPSK	1	1	14.41	14.29	14.83	13.75	14.14	13.44	0
				1	12	14.36	14.45	14.85	14.27	14.14	13.41	0
				1	22	14.24	14.59	14.82	14.23	14.06	13.36	0
				12	0	14.31	14.33	14.78	14.15	14.07	13.35	0
				12	6	14.30	14.36	14.82	14.19	14.05	13.35	0
				12	12	14.27	14.47	14.77	13.97	14.03	13.34	0
			QPSK	24	0	14.26	14.42	14.81	14.17	14.05	13.35	0
				1	1	14.38	14.25	14.78	14.15	14.09	13.41	0
				1	12	14.38	14.38	14.83	14.17	14.08	13.39	0
				1	22	14.24	14.54	14.82	14.25	14.03	13.33	0
				12	0	14.33	14.30	14.79	14.20	14.05	13.36	0
				12	6	14.30	14.40	14.84	14.17	14.04	13.33	0
			16QAM	12	12	14.26	14.45	14.81	14.20	14.04	13.34	0
				24	0	14.30	14.38	14.77	14.19	14.06	13.36	0
				1	1	14.32	14.22	14.85	14.10	14.20	13.34	0
				1	1	14.39	14.22	14.82	14.16	14.13	13.37	0
			256QAM	1	1	14.42	14.32	14.94	14.12	14.12	13.36	0
				CP	QPSK	1	1	14.40	14.25	14.82	14.20	13.66

NR TDD Band n77_ 15 MHz Bandwidth Conducted Power

Bandwidth	SCS(kHz)	OFDM	Modulation	RB Size	RB Offset	Reduced Power [dBm]						MPR [dB]
						647168	650700	654232	657766	661300	664832	
						3707.52 MHz	3760.5 MHz	3813.49 MHz	3866.5 MHz	3919.5 MHz	3972.48 MHz	
15 MHz	30	DFT-s	pi/2 BPSK	1	1	14.40	14.25	14.79	14.15	14.23	13.59	0
				1	18	14.20	14.42	14.75	14.13	14.08	13.43	0
				1	36	14.25	14.73	14.87	14.19	14.07	13.44	0
				18	0	14.30	14.29	14.76	14.16	14.16	13.52	0
				18	9	14.24	14.42	14.80	14.16	14.08	13.46	0
				18	18	14.18	14.53	14.79	14.19	14.07	13.41	0
			QPSK	36	0	14.25	14.43	14.80	14.18	14.13	13.46	0
				1	1	14.34	14.23	14.78	14.17	14.20	13.57	0
				1	18	14.19	14.38	14.75	14.14	14.05	13.39	0
				1	36	14.22	14.71	14.87	14.22	14.04	13.37	0
				18	0	14.32	14.35	14.78	14.14	14.14	13.51	0
				18	9	14.24	14.41	14.78	14.16	14.10	13.43	0
			16QAM	18	18	14.19	14.60	14.77	14.18	14.06	13.39	0
				36	0	14.24	14.47	14.80	14.18	14.10	13.46	0
				1	1	14.33	14.25	14.63	14.10	14.10	13.64	0
				1	1	14.35	14.29	14.73	14.16	14.16	13.66	0
			256QAM	1	1	14.35	14.27	14.81	14.25	14.25	13.63	0
				CP	QPSK	1	1	14.38	14.30	14.75	14.18	14.27

NR TDD Band n77_ 20 MHz Bandwidth Conducted Power

Bandwidth	SCS(kHz)	OFDM	Modulation	RB Size	RB Offset	Reduced Power [dBm]						MPR [dB]
						647334	650800	654266	657734	661200	664666	
						3710.01 MHz	3762 MHz	3813.99 MHz	3866.01 MHz	3918 MHz	3969.99 MHz	
20 MHz	30	DFT-s OFDM	pi/2 BPSK	1	1	14.42	14.27	14.84	14.22	14.32	13.82	0
				1	26	14.20	14.56	14.87	14.31	14.21	13.60	0
				1	49	14.27	14.94	14.86	14.30	14.19	13.53	0
				25	0	14.31	14.35	14.87	14.27	14.27	13.70	0
				25	13	14.21	14.57	14.40	14.27	14.19	13.58	0
				25	26	14.24	14.71	14.89	14.31	14.16	13.50	0
			QPSK	50	0	14.23	14.54	14.88	14.30	14.23	13.56	0
				1	1	14.38	14.25	14.79	14.12	14.27	13.79	0
				1	26	14.20	14.53	14.88	14.19	14.16	13.56	0
				1	49	14.25	14.86	14.91	14.27	14.13	13.50	0
				25	0	14.30	14.36	14.86	14.24	14.26	13.69	0
				25	13	14.21	14.58	14.89	14.26	14.20	13.58	0
				25	26	14.23	14.72	14.89	14.27	14.17	13.53	0
				50	0	14.21	14.54	14.87	14.28	14.21	13.58	0
			16QAM	1	1	14.34	14.34	14.75	14.24	14.24	13.76	0
			64QAM	1	1	14.34	14.30	14.81	14.14	14.30	13.87	0
256QAM	1	1	14.37	14.18	14.79	14.33	14.33	13.73	0			
CP	QPSK	1	1	14.40	14.21	14.77	14.19	14.28	13.75	0		

NR TDD Band n77_ 30 MHz Bandwidth Conducted Power

Bandwidth	SCS(kHz)	OFDM	Modulation	RB Size	RB Offset	Reduced Power [dBm]						MPR [dB]
						647668	651000	654334	657666	661000	664332	
						3715.02 MHz	3765 MHz	3815.01 MHz	3864.99 MHz	3915 MHz	3964.98 MHz	
30 MHz	30	DFT-s	pi/2 BPSK	1	1	13.75	13.98	14.35	13.82	13.88	14.01	0
				1	39	14.35	14.30	14.98	14.01	14.43	13.65	0
				1	76	13.73	14.87	14.41	14.35	14.04	13.64	0
				36	0	13.80	13.92	14.89	14.28	14.02	13.26	0
				36	21	13.79	14.68	14.93	14.34	13.89	13.11	0
				36	42	14.31	14.49	14.45	13.91	13.81	13.45	0
			QPSK	75	0	13.00	14.67	14.27	13.93	14.33	13.83	0
				1	1	13.90	14.18	14.80	14.26	14.07	14.00	0
				1	39	13.55	14.49	15.01	14.28	14.40	13.63	0
				1	76	13.92	15.07	14.84	14.37	14.00	13.14	0
				36	0	14.25	14.05	14.39	13.84	14.13	13.08	0
				36	21	14.04	14.21	14.94	14.19	14.34	13.35	0
				36	42	13.34	14.47	14.72	14.16	14.04	13.66	0
				75	0	14.28	14.21	14.72	14.13	14.36	13.62	0
			16QAM	1	1	13.16	14.20	14.80	14.22	13.83	14.05	0
			64QAM	1	1	14.35	13.75	14.76	13.75	13.88	13.76	0
256QAM	1	1	14.41	13.75	14.66	14.17	13.69	13.30	0			
CP	QPSK	1	1	14.36	14.21	14.76	13.77	14.28	13.52	0		

NR TDD Band n77_40 MHz Bandwidth Conducted Power

Bandwidth	SCS(kHz)	OFDM	Modulation	RB Size	RB Offset	Reduced Power [dBm]						MPR [dB]	
						648000	651200	654400	657600	660800	664000		
						3720 MHz	3768 MHz	3816 MHz	3864 MHz	3912 MHz	3960 MHz		
40 MHz	30	DFT-s OFDM	pi/2 BPSK	1	1	14.23	13.70	14.36	14.44	14.44	13.95	0	
				1	53	14.20	14.94	15.04	14.26	14.51	13.82	0	
				1	104	14.14	14.05	14.44	14.06	13.93	13.57	0	
				50	0	14.21	14.38	14.54	14.19	14.30	14.09	0	
				50	28	13.65	14.40	14.26	13.71	14.25	13.77	0	
				50	56	13.69	14.55	14.39	14.12	14.04	13.69	0	
				100	0	13.92	14.26	14.78	14.19	14.28	14.01	0	
			QPSK	1	1	14.40	14.35	14.50	14.19	14.18	14.12	0	
				1	53	13.69	14.85	14.79	14.16	14.51	13.76	0	
				1	104	13.36	14.97	14.16	14.02	13.68	13.29	0	
				50	0	14.41	14.36	14.54	14.17	13.95	13.87	0	
				50	28	13.66	14.39	14.52	13.97	14.49	13.75	0	
				50	56	13.94	14.31	14.85	14.34	14.27	13.06	0	
				100	0	13.90	14.12	14.55	14.43	14.50	13.56	0	
			16QAM	1	1	14.24	14.35	13.96	14.31	14.36	13.92	0	
			64QAM	1	1	14.01	13.68	14.52	14.37	13.91	14.16	0	
			256QAM	1	1	14.17	13.65	14.60	13.96	13.73	13.97	0	
			CP	QPSK	1	1	14.27	13.65	14.55	14.21	13.98	14.17	0

NR TDD Band n77_50 MHz Bandwidth Conducted Power

Bandwidth	SCS(kHz)	OFDM	Modulation	RB Size	RB Offset	Reduced Power [dBm]						MPR [dB]	
						648334	652166	656000		659834	663666		
						3725.01 MHz	3782.49 MHz	3840 MHz		3897.51 MHz	3954.99 MHz		
50 MHz	30	DFT-s OFDM	pi/2 BPSK	1	1	14.18	14.28	14.86		14.46	14.24	0	
				1	67	14.01	14.87	14.38		14.47	14.06	0	
				1	131	14.20	14.87	14.29		14.37	13.36	0	
				64	0	13.66	14.76	14.82		14.11	14.14	0	
				64	35	14.33	14.83	13.95		14.45	13.84	0	
				64	69	14.12	15.00	14.39		14.31	13.79	0	
				128	0	13.92	15.04	14.19		14.47	13.64	0	
			QPSK	1	1	14.57	14.66	14.32		14.22	13.35	0	
				1	67	13.85	15.02	13.89		13.96	13.79	0	
				1	131	13.15	14.82	13.99		14.11	13.55	0	
				64	0	14.14	14.77	14.58		13.87	13.93	0	
				64	35	13.39	14.58	14.40		14.47	13.50	0	
				64	69	13.91	14.98	14.18		14.32	13.77	0	
				128	0	13.91	14.82	14.42		14.23	13.85	0	
			16QAM	1	1	14.11	14.24	14.79		14.42	13.97	0	
			64QAM	1	1	14.12	14.49	15.06		14.19	14.23	0	
			256QAM	1	1	14.47	14.55	14.79		14.22	13.79	0	
			CP	QPSK	1	1	14.36	14.24	14.84		14.44	14.23	0

NR TDD Band n77_60 MHz Bandwidth Conducted Power

Bandwidth	SCS(kHz)	OFDM	Modulation	RB Size	RB Offset	Reduced Power [dBm]						MPR [dB]
						648668	653556			658444	663332	
						3730.02	3803.34			3876.66	3949.98	
						MHz	MHz			MHz	MHz	
60 MHz	30	DFT-s OFDM	pi/2 BPSK	1	1	14.32	14.16			14.05	14.00	0
				1	81	14.26	14.88			14.18	13.69	0
				1	160	14.20	14.58			14.65	13.22	0
				81	0	13.70	14.57			13.48	14.15	0
				81	41	14.42	14.84			13.88	13.64	0
				81	81	13.62	14.58			13.69	13.69	0
			162	0	13.72	14.83			14.37	13.69	0	
			QPSK	1	1	13.76	15.14			14.46	14.19	0
				1	81	13.48	14.31			13.63	14.16	0
				1	160	14.41	13.78			14.38	13.68	0
				81	0	14.22	14.82			13.76	14.17	0
				81	41	13.71	13.76			13.86	13.29	0
				81	81	13.89	14.81			13.68	13.92	0
			162	0	13.48	14.82			13.67	13.69	0	
			16QAM	1	1	14.47	14.87			14.23	13.73	0
			64QAM	1	1	13.77	14.60			13.92	14.15	0
			256QAM	1	1	13.99	14.70			13.82	13.71	0
			CP	QPSK	1	1	14.72	15.12			14.25	13.45

NR TDD Band n77_70 MHz Bandwidth Conducted Power

Bandwidth	SCS(kHz)	OFDM	Modulation	RB Size	RB Offset	Reduced Power [dBm]						MPR [dB]
						649000	654336			658334	663000	
						3750	3804.99			3875.01	3945	
						MHz	MHz			MHz	MHz	
70 MHz	30	DFT-s OFDM	pi/2 BPSK	1	1	14.51	14.86			13.73	14.39	0
				1	95	13.41	14.88			13.70	13.89	0
				1	187	14.58	14.00			13.94	13.48	0
				90	0	13.94	14.63			14.03	13.74	0
				90	50	14.38	14.75			13.13	14.11	0
				90	99	14.52	14.77			14.22	13.48	0
			180	0	14.22	14.72			14.23	14.12	0	
			QPSK	1	1	14.26	14.61			14.04	13.82	0
				1	95	13.90	14.72			13.87	13.64	0
				1	187	14.57	13.88			13.63	13.64	0
				90	0	13.69	14.87			14.05	13.72	0
				90	50	13.94	14.83			14.17	14.11	0
				90	99	14.02	14.77			14.16	13.49	0
			180	0	14.22	14.41			14.22	14.13	0	
			16QAM	1	1	14.10	14.92			14.08	14.34	0
			64QAM	1	1	14.00	15.26			14.30	13.53	0
			256QAM	1	1	14.09	14.68			14.34	14.12	0
			CP	QPSK	1	1	14.06	14.60			14.07	14.10

NR TDD Band n77_ 80 MHz Bandwidth Conducted Power

Bandwidth	SCS(kHz)	OFDM	Modulation	RB Size	RB Offset	Reduced Power [dBm]					MPR [dB]		
						649334		656000		662666			
						3740.01 MHz		3840 MHz		3939.99 MHz			
80 MHz	30	DFT-s OFDM	pi/2 BPSK	1	1	14.53		15.18		14.00		0	
				1	109	13.86		13.86		13.68		0	
				1	215	14.65		13.89		13.72		0	
				108	0	14.14		14.85		14.16		0	
				108	55	14.15		13.69		13.71		0	
				108	109	14.39		14.05		13.87		0	
			QPSK	216	0	13.40		14.13		13.23		0	
				1	1	14.04		14.71		14.44		0	
				1	109	13.34		13.84		13.90		0	
				1	215	14.70		13.99		13.43		0	
				108	0	13.97		14.21		13.92		0	
				108	55	13.66		13.96		13.69		0	
				108	109	14.20		14.04		13.64		0	
				216	0	14.16		14.01		13.74		0	
				16QAM	1	1	14.33		15.15		14.13		0
				64QAM	1	1	13.78		14.84		14.14		0
256QAM	1	1	13.96		14.66		14.19		0				
CP	QPSK	1	1	14.49		14.97		14.40		0			

NR TDD Band n77_ 90 MHz Bandwidth Conducted Power

Bandwidth	SCS(kHz)	OFDM	Modulation	RB Size	RB Offset	Reduced Power [dBm]					MPR [dB]		
						649668		656000		662332			
						3745.02 MHz		3840 MHz		3934.98 MHz			
90 MHz	30	DFT-s OFDM	pi/2 BPSK	1	1	14.66		14.78		14.38		0	
				1	123	13.91		14.20		13.96		0	
				1	243	14.48		14.54		13.77		0	
				120	0	13.77		15.09		14.56		0	
				120	63	14.14		13.87		13.89		0	
				120	125	14.68		14.54		13.47		0	
			QPSK	243	0	13.72		14.26		13.97		0	
				1	1	14.36		14.25		13.83		0	
				1	123	13.59		14.24		13.70		0	
				1	243	14.87		14.11		13.55		0	
				120	0	13.86		14.63		13.82		0	
				120	63	13.91		14.20		13.44		0	
				120	125	14.48		13.77		13.66		0	
				243	0	13.72		14.46		13.98		0	
				16QAM	1	1	14.60		14.89		14.05		0
				64QAM	1	1	13.24		14.86		13.90		0
256QAM	1	1	14.28		14.49		14.36		0				
CP	QPSK	1	1	14.24		14.77		14.40		0			

NR TDD Band n77_ 100 MHz Bandwidth Conducted Power

Bandwidth	SCS(kHz)	OFDM	Modulation	RB Size	RB Offset	Reduced Power [dBm]					MPR [dB]	
						650000				662000		
						3750 MHz				3930 MHz		
100 MHz	30	DFT-s OFDM	pi/2 BPSK	1	1	14.47				14.53	0	
				1	137	13.93				13.69	0	
				1	271	14.53				13.83	0	
				135	0	13.64				14.57	0	
				135	69	14.16				13.42	0	
				135	138	14.83				13.67	0	
				270	0	14.21				13.73	0	
			QPSK	1	1	14.55				14.52	0	
				1	137	13.89				13.63	0	
				1	271	13.07				14.16	0	
				135	0	13.69				14.23	0	
				135	69	13.69				13.67	0	
				135	138	14.35				14.02	0	
				270	0	14.23				13.51	0	
			16QAM	1	1	13.97				13.78	0	
			64QAM	1	1	14.25				14.34	0	
			256QAM	1	1	14.77				13.88	0	
			CP	QPSK	1	1	14.43				13.83	0

[NR TDD Band n77 Conducted Power_RCV (RSI 1)_ SUB2(Ant F)]

NR TDD Band n77_ 10 MHz Bandwidth Conducted Power

Bandwidth	SCS(kHz)	OFDM	Modulation	RB Size	RB Offset	Reduced Power [dBm]						MPR [dB]
						647000	650600	654200	657800	661400	665000	
						3705 MHz	3759 MHz	3813 MHz	3867 MHz	3921 MHz	3975 MHz	
10 MHz	30	DFT-s	pi/2 BPSK	1	1	12.83	12.91	13.58	12.99	13.04	12.46	0
				1	12	12.78	13.09	13.61	13.03	13.03	12.42	0
				1	22	12.67	13.18	13.57	12.99	12.95	12.33	0
				12	0	12.77	12.95	13.56	12.95	12.98	12.40	0
				12	6	12.74	13.02	13.58	12.95	12.97	12.37	0
				12	12	12.66	13.10	13.56	13.00	12.94	12.34	0
			QPSK	24	0	12.73	13.05	13.57	12.94	12.95	12.33	0
				1	1	12.80	12.91	13.63	12.96	13.03	12.44	0
				1	12	12.80	13.05	13.63	12.98	12.96	12.42	0
				1	22	12.64	13.16	13.61	12.98	12.92	12.32	0
				12	0	12.74	12.90	13.56	12.98	12.99	12.39	0
				12	6	12.71	13.03	13.56	13.01	12.96	12.38	0
			16QAM	12	12	12.69	13.12	13.56	13.01	12.93	12.33	0
				24	0	12.72	13.03	13.56	12.96	12.95	12.34	0
				1	1	12.79	12.87	13.62	12.86	13.04	12.45	0
				1	1	12.80	12.87	13.56	13.04	12.98	12.37	0
			256QAM	1	1	12.63	12.94	13.61	13.00	12.98	12.40	0
				CP	QPSK	1	1	12.84	12.88	13.52	12.94	13.02

NR TDD Band n77_ 15 MHz Bandwidth Conducted Power

Bandwidth	SCS(kHz)	OFDM	Modulation	RB Size	RB Offset	Reduced Power [dBm]						MPR [dB]
						647168	650700	654232	657766	661300	664832	
						3707.52 MHz	3760.5 MHz	3813.49 MHz	3866.5 MHz	3919.5 MHz	3972.48 MHz	
15 MHz	30	DFT-s	pi/2 BPSK	1	1	12.85	12.92	13.55	12.96	12.89	12.44	0
				1	18	12.65	13.07	13.54	12.93	12.74	12.23	0
				1	36	12.68	13.36	13.59	12.95	12.72	12.15	0
				18	0	12.75	12.95	13.60	12.94	12.83	12.35	0
				18	9	12.70	13.06	13.54	12.94	12.78	12.29	0
				18	18	12.61	13.16	13.55	12.96	12.76	12.23	0
			QPSK	36	0	12.66	13.06	13.59	12.97	12.80	12.26	0
				1	1	12.80	12.87	13.54	12.91	12.86	12.44	0
				1	18	12.63	13.04	13.50	12.89	12.73	12.22	0
				1	36	12.62	13.34	13.53	12.95	12.71	12.14	0
				18	0	12.74	12.94	13.55	12.92	12.80	12.36	0
				18	9	12.69	13.05	13.55	12.94	12.78	12.28	0
			16QAM	18	18	12.62	13.16	13.51	12.95	12.76	12.23	0
				36	0	12.68	12.84	13.52	12.94	12.78	12.28	0
				1	1	12.83	12.61	13.46	12.89	12.96	12.51	0
				1	1	12.84	12.81	13.46	12.88	12.86	12.37	0
			256QAM	1	1	12.85	12.89	13.59	12.99	13.05	12.65	0
				CP	QPSK	1	1	12.88	12.85	13.60	12.96	13.11

NR TDD Band n77_ 20 MHz Bandwidth Conducted Power

Bandwidth	SCS(kHz)	OFDM	Modulation	RB Size	RB Offset	Reduced Power [dBm]						MPR [dB]
						647334	650800	654266	657734	661200	664666	
						3710.01 MHz	3762 MHz	3813.99 MHz	3866.01 MHz	3918 MHz	3969.99 MHz	
20 MHz	30	DFT-s OFDM	pi/2 BPSK	1	1	12.86	12.85	13.56	12.90	13.15	12.71	0
				1	26	12.62	13.15	13.57	12.95	13.02	12.45	0
				1	49	12.67	13.48	13.51	12.97	12.89	12.34	0
				25	0	12.72	12.93	13.56	12.90	13.06	12.60	0
				25	13	12.63	13.13	13.55	12.93	12.98	12.45	0
				25	26	12.63	13.32	13.54	12.96	12.94	12.37	0
			QPSK	50	0	12.63	13.14	13.58	12.96	12.97	12.46	0
				1	1	12.82	12.86	13.51	12.90	13.09	12.73	0
				1	26	12.63	13.15	13.54	12.98	12.95	12.44	0
				1	49	12.62	13.45	13.51	12.94	12.90	12.32	0
				25	0	12.72	12.95	13.59	12.92	13.07	12.60	0
				25	13	12.61	13.11	13.57	12.95	12.98	12.47	0
				25	26	12.64	13.33	13.53	12.94	12.93	12.38	0
			50	0	12.62	13.15	13.56	12.95	12.98	12.46	0	
			16QAM	1	1	12.86	12.87	13.55	12.91	13.14	12.71	0
			64QAM	1	1	12.76	12.81	13.53	12.85	13.10	12.73	0
			256QAM	1	1	12.87	12.90	13.63	12.97	13.19	12.72	0
CP	QPSK	1	1	12.84	12.83	13.50	12.87	13.05	12.68	0		

NR TDD Band n77_ 30 MHz Bandwidth Conducted Power

Bandwidth	SCS(kHz)	OFDM	Modulation	RB Size	RB Offset	Reduced Power [dBm]						MPR [dB]
						647668	651000	654334	657666	661000	664332	
						3715.02 MHz	3765 MHz	3815.01 MHz	3864.99 MHz	3915 MHz	3964.98 MHz	
30 MHz	30	DFT-s	pi/2 BPSK	1	1	12.70	12.62	13.21	12.20	13.04	12.84	0
				1	39	12.49	13.24	13.49	12.79	12.89	12.43	0
				1	76	12.72	13.54	12.99	12.40	12.65	12.22	0
				36	0	12.54	12.93	13.13	12.71	13.06	12.78	0
				36	21	12.60	13.21	13.25	12.33	13.01	12.38	0
				36	42	12.53	13.43	13.23	12.67	12.33	12.15	0
				75	0	12.50	13.20	13.14	12.69	12.46	12.65	0
			QPSK	1	1	12.65	12.73	13.18	12.73	12.81	12.52	0
				1	39	12.62	13.26	13.58	12.81	12.96	12.62	0
				1	76	12.27	13.07	13.37	12.60	12.42	12.17	0
				36	0	12.32	12.84	12.79	12.67	13.09	12.79	0
				36	21	12.61	13.11	13.52	12.73	12.56	12.05	0
				36	42	12.64	13.22	13.43	12.60	12.80	12.16	0
				75	0	12.61	13.19	13.50	12.72	12.93	12.37	0
			16QAM	1	1	12.67	12.27	13.26	12.71	12.67	13.18	0
			64QAM	1	1	12.68	12.49	12.98	12.66	12.62	12.48	0
			256QAM	1	1	12.43	12.77	13.23	12.17	12.92	12.52	0
CP	QPSK	1	1	12.31	12.69	13.23	12.52	12.83	12.68	0		

NR TDD Band n77_40 MHz Bandwidth Conducted Power

Bandwidth	SCS(kHz)	OFDM	Modulation	RB Size	RB Offset	Reduced Power [dBm]						MPR [dB]	
						648000	651200	654400	657600	660800	664000		
						3720 MHz	3768 MHz	3816 MHz	3864 MHz	3912 MHz	3960 MHz		
40 MHz	30	DFT-s OFDM	pi/2 BPSK	1	1	12.86	12.62	13.18	12.88	12.91	12.68	0	
				1	53	12.71	13.21	13.48	12.79	12.85	12.68	0	
				1	104	12.71	13.32	13.19	12.85	12.61	12.18	0	
				50	0	12.62	12.83	13.40	12.92	13.10	12.73	0	
				50	28	12.51	13.14	13.49	12.96	13.09	12.17	0	
				50	56	12.59	13.30	13.24	12.90	12.91	12.44	0	
			100	0	12.40	13.00	13.40	12.87	12.90	12.42	0		
			QPSK	1	1	12.80	12.61	13.29	12.86	12.65	12.53	0	
				1	53	12.34	13.17	13.32	12.73	12.89	12.57	0	
				1	104	12.66	13.33	13.17	12.84	12.83	12.08	0	
				50	0	12.63	12.83	13.52	12.83	13.11	12.52	0	
				50	28	12.62	13.15	13.40	12.85	12.87	12.41	0	
				50	56	12.71	13.31	12.91	12.56	12.69	12.27	0	
			100	0	12.41	13.12	13.18	12.86	12.90	12.37	0		
			16QAM	1	1	12.71	12.61	13.36	12.84	12.89	12.08	0	
			64QAM	1	1	12.82	12.62	13.38	12.98	12.87	12.12	0	
			256QAM	1	1	12.74	12.72	13.56	12.83	13.07	12.94	0	
			CP	QPSK	1	1	12.85	12.51	13.43	12.73	12.77	12.63	0

NR TDD Band n77_50 MHz Bandwidth Conducted Power

Bandwidth	SCS(kHz)	OFDM	Modulation	RB Size	RB Offset	Reduced Power [dBm]						MPR [dB]	
						648334	652166	656000		659834	663666		
						3725.01 MHz	3782.49 MHz	3840 MHz		3897.51 MHz	3954.99 MHz		
50 MHz	30	DFT-s OFDM	pi/2 BPSK	1	1	12.52	13.16	13.59		12.90	12.81	0	
				1	67	12.66	13.19	12.71		12.94	12.47	0	
				1	131	12.58	13.35	13.03		12.90	12.51	0	
				64	0	12.60	13.38	13.33		12.77	12.75	0	
				64	35	12.64	13.48	12.68		12.92	12.69	0	
				64	69	12.34	13.34	12.90		13.13	12.52	0	
			128	0	12.43	13.37	12.92		12.81	12.71	0		
			QPSK	1	1	12.73	12.98	13.49		12.88	12.90	0	
				1	67	12.54	13.41	12.58		12.90	12.48	0	
				1	131	12.69	13.57	12.94		12.66	12.42	0	
				64	0	12.61	13.40	13.23		12.89	12.39	0	
				64	35	12.30	13.48	12.79		12.92	12.46	0	
				64	69	12.36	13.23	12.69		13.04	12.52	0	
			128	0	12.32	13.39	12.93		12.94	12.41	0		
			16QAM	1	1	12.87	12.92	13.45		12.97	12.52	0	
			64QAM	1	1	12.78	12.69	13.42		12.90	12.68	0	
			256QAM	1	1	12.81	13.15	13.49		12.94	12.57	0	
			CP	QPSK	1	1	12.71	12.82	13.33		12.96	12.42	0

NR TDD Band n77_60 MHz Bandwidth Conducted Power

Bandwidth	SCS(kHz)	OFDM	Modulation	RB Size	RB Offset	Reduced Power [dBm]						MPR [dB]
						648668	653556			658444	663332	
						3730.02	3803.34			3876.66	3949.98	
						MHz	MHz			MHz	MHz	
60 MHz	30	DFT-s OFDM	pi/2 BPSK	1	1	12.46	12.85			12.88	12.87	0
				1	81	12.22	13.35			12.18	12.57	0
				1	160	12.83	12.82			12.10	12.06	0
				81	0	12.50	12.91			12.85	12.53	0
				81	41	12.47	13.03			12.60	12.50	0
				81	81	12.11	13.05			12.79	12.63	0
			162	0	12.47	13.27			12.75	12.41	0	
			QPSK	1	1	12.74	12.95			12.39	12.59	0
				1	81	12.38	13.15			12.51	12.52	0
				1	160	12.80	13.01			13.08	12.79	0
				81	0	12.40	13.03			12.71	12.40	0
				81	41	12.46	12.79			12.51	12.51	0
				81	81	12.33	12.92			12.48	12.41	0
			162	0	12.48	13.41			12.66	12.16	0	
			16QAM	1	1	12.75	13.26			12.61	12.86	0
			64QAM	1	1	12.45	13.07			12.53	12.70	0
			256QAM	1	1	12.82	13.00			12.73	12.38	0
			CP	QPSK	1	1	12.69	12.96			12.58	12.18

NR TDD Band n77_70 MHz Bandwidth Conducted Power

Bandwidth	SCS(kHz)	OFDM	Modulation	RB Size	RB Offset	Reduced Power [dBm]						MPR [dB]
						649000	654336			658334	663000	
						3750	3804.99			3875.01	3945	
						MHz	MHz			MHz	MHz	
70 MHz	30	DFT-s OFDM	pi/2 BPSK	1	1	12.47	13.35			12.69	12.71	0
				1	95	12.32	13.22			12.45	12.33	0
				1	187	13.03	12.48			13.02	12.83	0
				90	0	12.49	13.10			12.61	12.41	0
				90	50	12.43	13.14			12.72	12.21	0
				90	99	12.37	12.99			12.57	12.10	0
			180	0	12.46	13.16			12.47	12.26	0	
			QPSK	1	1	12.58	13.07			12.38	12.56	0
				1	95	12.36	13.32			12.35	12.41	0
				1	187	13.08	12.63			12.83	12.76	0
				90	0	12.49	13.10			12.57	12.02	0
				90	50	12.33	12.98			12.68	12.46	0
				90	99	12.26	13.12			12.37	12.22	0
			180	0	12.46	13.24			12.52	12.48	0	
			16QAM	1	1	12.42	12.90			12.48	12.50	0
			64QAM	1	1	12.44	13.10			12.58	12.71	0
			256QAM	1	1	12.30	13.32			12.83	12.76	0
			CP	QPSK	1	1	12.44	12.90			12.83	12.53

NR TDD Band n77_ 80 MHz Bandwidth Conducted Power

Bandwidth	SCS(kHz)	OFDM	Modulation	RB Size	RB Offset	Reduced Power [dBm]					MPR [dB]		
						649334		656000		662666			
						3740.01 MHz		3840 MHz		3939.99 MHz			
80 MHz	30	DFT-s OFDM	pi/2 BPSK	1	1	12.45		12.38		12.96		0	
				1	109	12.08		12.24		12.50		0	
				1	215	13.33		12.67		12.11		0	
				108	0	12.01		12.72		12.54		0	
				108	55	12.21		12.53		12.12		0	
				108	109	12.78		12.55		12.80		0	
			QPSK	216	0	12.22		12.49		12.62		0	
				1	1	12.64		13.15		13.14		0	
				1	109	12.20		12.36		12.62		0	
				1	215	13.38		12.70		12.68		0	
				108	0	12.56		12.84		13.02		0	
				108	55	12.35		12.71		12.25		0	
				108	109	12.30		12.80		12.44		0	
				216	0	12.10		12.34		12.50		0	
				16QAM	1	1	12.81		13.57		13.03		0
				64QAM	1	1	12.70		12.99		12.92		0
256QAM	1	1	12.63		13.50		12.89		0				
CP	QPSK	1	1	12.67		13.21		12.92		0			

NR TDD Band n77_ 90 MHz Bandwidth Conducted Power

Bandwidth	SCS(kHz)	OFDM	Modulation	RB Size	RB Offset	Reduced Power [dBm]					MPR [dB]		
						649668		656000		662332			
						3745.02 MHz		3840 MHz		3934.98 MHz			
90 MHz	30	DFT-s OFDM	pi/2 BPSK	1	1	12.60		13.18		12.65		0	
				1	123	12.36		12.84		12.48		0	
				1	243	13.37		12.62		12.35		0	
				120	0	12.17		13.23		12.70		0	
				120	63	12.49		12.65		12.48		0	
				120	125	13.14		12.57		12.33		0	
			QPSK	243	0	12.41		12.73		12.57		0	
				1	1	12.64		13.14		12.68		0	
				1	123	12.35		12.59		12.70		0	
				1	243	13.38		12.57		12.09		0	
				120	0	12.66		13.23		12.91		0	
				120	63	12.37		12.71		12.36		0	
				120	125	12.78		13.04		12.43		0	
				243	0	12.54		12.77		12.64		0	
				16QAM	1	1	12.65		13.37		12.91		0
				64QAM	1	1	12.55		13.21		12.37		0
256QAM	1	1	12.31		13.14		12.90		0				
CP	QPSK	1	1	12.59		13.24		12.82		0			

NR TDD Band n77_ 100 MHz Bandwidth Conducted Power

Bandwidth	SCS(kHz)	OFDM	Modulation	RB Size	RB Offset	Reduced Power [dBm]					MPR [dB]	
						650000				662000		
						3750 MHz				3930 MHz		
100 MHz	30	DFT-s OFDM	pi/2 BPSK	1	1	12.57				12.65	0	
				1	137	12.56				12.50	0	
				1	271	13.43				12.41	0	
				135	0	12.79				12.84	0	
				135	69	12.41				12.28	0	
				135	138	13.47				12.56	0	
				270	0	12.68				12.56	0	
			QPSK	1	1	13.40				12.88	0	
				1	137	12.87				12.50	0	
				1	271	12.76				12.19	0	
				135	0	12.67				12.26	0	
				135	69	12.53				12.28	0	
				135	138	13.23				12.92	0	
				270	0	12.68				12.58	0	
			16QAM	1	1	12.57				12.68	0	
			64QAM	1	1	12.67				12.67	0	
			256QAM	1	1	12.78				12.73	0	
			CP	QPSK	1	1	12.68				12.60	0

[NR TDD Band n77 DoD Conducted Power_ Free(RSI 0), Hotspot(RSI 2) _ SUB2(Ant F)]

NR TDD Band n77 DoD_10 MHz Bandwidth Conducted Power

Bandwidth	SCS(kHz)	OFDM	Modulation	RB Size	RB Offset	Reduced Power [dBm]			MPR [dB]
						630334	633334	636332	
						3445.01 MHz	3500.01 MHz	3544.98 MHz	
10 MHz	30	DFT-s	pi/2 BPSK	1	1	15.48	15.02	14.90	0
				1	12	15.24	15.07	14.86	0
				1	22	14.98	14.98	14.85	0
				12	0	15.26	14.96	14.82	0
				12	6	15.18	15.04	14.84	0
				12	12	15.05	14.99	14.82	0
			24	0	15.18	15.07	14.82	0	
			QPSK	1	1	15.41	14.93	14.83	0
				1	12	15.25	15.11	14.92	0
				1	22	14.98	14.96	14.85	0
				12	0	15.29	14.97	14.80	0
				12	6	15.19	14.95	14.81	0
				12	12	15.05	14.95	14.83	0
			24	0	15.18	15.00	14.83	0	
			16QAM	1	1	15.37	14.93	14.80	0
			64QAM	1	1	15.37	14.88	14.79	0
			256QAM	1	1	15.43	15.01	14.88	0
			CP	QPSK	1	1	15.43	14.96	14.89

NR TDD Band n77 DoD_15 MHz Bandwidth Conducted Power

Bandwidth	SCS(kHz)	OFDM	Modulation	RB Size	RB Offset	Reduced Power [dBm]			MPR [dB]
						630500	633334	636166	
						3457.5 MHz	3500.01 MHz	3542.49 MHz	
15 MHz	30	DFT-s	pi/2 BPSK	1	1	15.40	14.92	14.82	0
				1	18	15.02	14.98	14.80	0
				1	36	14.77	14.90	14.85	0
				18	0	15.23	14.93	14.78	0
				18	9	15.05	14.97	14.80	0
				18	18	14.88	14.94	14.80	0
			36	0	15.06	15.02	14.82	0	
			QPSK	1	1	15.42	14.90	14.80	0
				1	18	15.01	15.00	14.77	0
				1	36	14.75	14.95	14.85	0
				18	0	15.26	14.94	14.79	0
				18	9	15.08	15.00	14.80	0
				18	18	14.92	14.93	14.82	0
			36	0	15.09	14.99	14.81	0	
			16QAM	1	1	15.41	14.86	14.87	0
			64QAM	1	1	15.45	14.94	14.86	0
			256QAM	1	1	15.38	14.93	14.77	0
			CP	QPSK	1	1	15.42	14.89	14.77

NR TDD Band n77 DoD _20 Mhz Bandwidth Conducted Power

Bandwidth	SCS(kHz)	OFDM	Modulation	RB Size	RB Offset	Reduced Power [dBm]			MPR [dB]	
						630668	633334	636000		
						3460.02 MHz	3500.01 MHz	3540 MHz		
20 Mhz	30	DFT-s	pi/2 BPSK	1	1	14.97	14.88	14.79	0	
				1	26	14.66	15.04	14.81	0	
				1	49	14.59	14.85	14.89	0	
				25	0	15.14	14.90	14.76	0	
				25	13	14.86	14.98	14.81	0	
				25	26	14.67	14.88	14.83	0	
			50	0	14.88	14.98	14.77	0		
			QPSK	1	1	15.39	14.83	14.74	0	
				1	26	14.82	14.99	14.78	0	
				1	49	14.53	14.84	14.88	0	
				25	0	15.12	14.91	14.75	0	
				25	13	14.86	15.00	14.80	0	
				25	26	14.67	14.89	14.83	0	
			50	0	14.87	14.98	14.76	0		
			16QAM	1	1	15.37	14.84	14.65	0	
			64QAM	1	1	15.39	14.85	14.67	0	
			256QAM	1	1	15.39	14.78	14.83	0	
			CP	QPSK	1	1	15.38	14.84	14.77	0

NR TDD Band n77 DoD _30 Mhz Bandwidth Conducted Power

Bandwidth	SCS(kHz)	OFDM	Modulation	RB Size	RB Offset	Reduced Power [dBm]			MPR [dB]	
						631000	633334	635666		
						3465 MHz	3500.01 MHz	3534.99 MHz		
30 Mhz	30	DFT-s	pi/2 BPSK	1	1	14.73	14.75	14.69	0	
				1	39	14.32	15.09	14.85	0	
				1	76	14.48	14.79	14.63	0	
				36	0	14.32	14.87	14.69	0	
				36	21	14.50	14.97	14.30	0	
				36	42	13.77	14.85	14.77	0	
			75	0	13.46	14.96	14.75	0		
			QPSK	1	1	14.93	14.50	14.63	0	
				1	39	14.36	14.55	14.73	0	
				1	76	14.30	14.81	14.77	0	
				36	0	14.31	14.84	14.66	0	
				36	21	14.72	14.98	14.74	0	
				36	42	13.47	14.86	14.80	0	
			75	0	14.01	14.96	14.48	0		
			16QAM	1	1	15.41	14.70	14.73	0	
			64QAM	1	1	15.41	14.70	14.67	0	
			256QAM	1	1	14.96	14.51	14.22	0	
			CP	QPSK	1	1	15.39	14.69	14.69	0

NR TDD Band n77 DoD _40 MHz Bandwidth Conducted Power

Bandwidth	SCS(kHz)	OFDM	Modulation	RB Size	RB Offset	Reduced Power [dBm]		MPR [dB]	
						631334	635332		
						3470.01 MHz	3529.98 MHz		
40 MHz	30	DFT-s	pi/2 BPSK	1	1	14.98		14.90	0
				1	53	14.36		14.74	0
				1	104	14.57		14.90	0
				50	0	14.46		14.64	0
				50	28	14.29		14.68	0
				50	56	14.23		14.80	0
			100	0	14.32		14.68	0	
			QPSK	1	1	14.93		14.86	0
				1	53	14.54		14.72	0
				1	104	14.53		14.89	0
				50	0	14.90		14.63	0
				50	28	13.79		14.68	0
				50	56	14.23		14.81	0
			100	0	14.33		14.68	0	
			16QAM	1	1	15.42		14.86	0
			64QAM	1	1	15.22		14.81	0
			256QAM	1	1	15.24		14.63	0
			CP	QPSK	1	1	15.39		14.89

NR TDD Band n77 DoD _50 MHz Bandwidth Conducted Power

Bandwidth	SCS(kHz)	OFDM	Modulation	RB Size	RB Offset	Reduced Power [dBm]		MPR [dB]	
						631668	635000		
						3475.02 MHz	3525 MHz		
50 MHz	30	DFT-s	pi/2 BPSK	1	1	15.20		15.06	0
				1	67	14.48		14.68	0
				1	131	15.05		14.94	0
				64	0	14.79		14.80	0
				64	35	14.48		14.66	0
				64	69	14.72		14.58	0
			128	0	14.51		14.69	0	
			QPSK	1	1	15.39		15.04	0
				1	67	14.45		14.43	0
				1	131	15.03		14.93	0
				64	0	14.80		14.57	0
				64	35	14.47		14.66	0
				64	69	14.71		14.82	0
			128	0	14.51		14.67	0	
			16QAM	1	1	15.39		15.03	0
			64QAM	1	1	15.36		14.98	0
			256QAM	1	1	15.09		14.44	0
			CP	QPSK	1	1	15.40		14.85

NR TDD Band n77 DoD _60 MHz Bandwidth Conducted Power

Bandwidth	SCS(kHz)	OFDM	Modulation	RB Size	RB Offset	Reduced Power [dBm]			MPR [dB]
							633334		
							3500.01 MHz		
60 MHz	30	DFT-s	pi/2 BPSK	1	1		14.39		0
				1	81		14.83		0
				1	160		14.25		0
				81	0		14.45		0
				81	41		14.51		0
				81	81		14.05		0
			162	0		14.51		0	
			QPSK	1	1		14.09		0
				1	81		14.27		0
				1	160		14.17		0
				81	0		14.64		0
				81	41		14.27		0
				81	81		14.27		0
			162	0		14.25		0	
			16QAM	1	1		14.59		0
			64QAM	1	1		13.94		0
			256QAM	1	1		14.41		0
			CP	QPSK	1	1		14.15	

NR TDD Band n77 DoD _70 MHz Bandwidth Conducted Power

Bandwidth	SCS(kHz)	OFDM	Modulation	RB Size	RB Offset	Reduced Power [dBm]			MPR [dB]
							633334		
							3500.01 MHz		
70 MHz	30	DFT-s	pi/2 BPSK	1	1		14.77		0
				1	95		14.81		0
				1	187		14.21		0
				90	0		14.14		0
				90	50		14.78		0
				90	99		14.47		0
			180	0		14.53		0	
			QPSK	1	1		14.71		0
				1	95		14.02		0
				1	187		14.43		0
				90	0		14.34		0
				90	50		14.53		0
				90	99		14.49		0
			180	0		14.55		0	
			16QAM	1	1		14.33		0
			64QAM	1	1		14.73		0
			256QAM	1	1		14.62		0
			CP	QPSK	1	1		14.28	

NR TDD Band n77 DoD _80 Mhz Bandwidth Conducted Power

Bandwidth	SCS(kHz)	OFDM	Modulation	RB Size	RB Offset	Reduced Power [dBm]			MPR [dB]
							633334		
							3500.01 Mhz		
80 Mhz	30	DFT-s	pi/2 BPSK	1	1		14.84		0
				1	109		15.05		0
				1	215		14.56		0
				108	0		13.84		0
				108	55		14.47		0
				108	109		13.97		0
			216	0		14.61		0	
			QPSK	1	1		14.31		0
				1	109		14.72		0
				1	215		14.48		0
				108	0		13.79		0
				108	55		14.81		0
				108	109		14.66		0
			216	0		14.86		0	
			16QAM	1	1		14.88		0
			64QAM	1	1		13.81		0
			256QAM	1	1		14.63		0
			CP	QPSK	1	1		14.97	

NR TDD Band n77 DoD _90 Mhz Bandwidth Conducted Power

Bandwidth	SCS(kHz)	OFDM	Modulation	RB Size	RB Offset	Reduced Power [dBm]			MPR [dB]
							633334		
							3500.01 Mhz		
90 Mhz	30	DFT-s	pi/2 BPSK	1	1		14.91		0
				1	123		14.69		0
				1	243		14.79		0
				120	0		14.29		0
				120	63		14.86		0
				120	125		14.23		0
				243	0		15.04		0
			QPSK	1	1		14.76		0
				1	123		14.69		0
				1	243		14.99		0
				120	0		14.47		0
				120	63		14.73		0
				120	125		14.57		0
			243	0		14.77		0	
			16QAM	1	1		14.87		0
			64QAM	1	1		15.02		0
			256QAM	1	1		15.18		0
			CP	QPSK	1	1		14.61	

NR TDD Band n77 DoD _100 MHz Bandwidth Conducted Power

Bandwidth	SCS(kHz)	OFDM	Modulation	RB Size	RB Offset	Reduced Power [dBm]		MPR [dB]
						633334	3500.01 MHz	
100 MHz	30	DFT-s	pi/2 BPSK	1	1		15.47	0
				1	137		14.53	0
				1	271		14.94	0
				135	0		14.35	0
				135	69		14.55	0
				135	138		14.29	0
			270	0		14.85	0	
			QPSK	1	1		15.43	0
				1	137		14.75	0
				1	271		14.90	0
				135	0		14.36	0
				135	69		14.79	0
				135	138		14.04	0
			270	0		14.84	0	
			16QAM	1	1		15.18	0
			64QAM	1	1		15.22	0
			256QAM	1	1		15.47	0
			CP	QPSK	1	1		15.45

[NR TDD Band n77 DoD Conducted Power_ RCV (RSI 1)_ SUB2(Ant F)]

NR TDD Band n77 DoD_10 MHz Bandwidth Conducted Power

Bandwidth	SCS(kHz)	OFDM	Modulation	RB Size	RB Offset	Reduced Power [dBm]			MPR [dB]	
						630334	633334	636332		
						3445.01 MHz	3500.01 MHz	3544.98 MHz		
10 MHz	30	DFT-s	pi/2 BPSK	1	1	13.37	13.17	13.04	0	
				1	12	13.18	13.22	13.08	0	
				1	22	12.94	13.14	13.04	0	
				12	0	13.29	13.16	12.98	0	
				12	6	13.17	13.17	12.95	0	
				12	12	13.05	13.17	13.02	0	
				24	0	13.17	13.19	12.98	0	
			QPSK	1	1	13.36	13.13	13.00	0	
				1	12	13.14	13.19	13.06	0	
				1	22	12.92	13.13	13.01	0	
				12	0	13.25	13.15	13.00	0	
				12	6	13.16	13.17	12.97	0	
				12	12	13.04	13.16	13.01	0	
			16QAM	1	1	13.47	13.09	12.98	0	
				64QAM	1	1	13.49	13.04	13.00	0
				256QAM	1	1	13.57	13.12	13.03	0
			CP	QPSK	1	1	13.55	13.10	12.98	0

NR TDD Band n77 DoD_15 MHz Bandwidth Conducted Power

Bandwidth	SCS(kHz)	OFDM	Modulation	RB Size	RB Offset	Reduced Power [dBm]			MPR [dB]	
						630500	633334	636166		
						3457.5 MHz	3500.01 MHz	3542.49 MHz		
15 MHz	30	DFT-s	pi/2 BPSK	1	1	13.58	13.11	12.99	0	
				1	18	13.17	13.19	12.99	0	
				1	36	12.95	13.15	13.04	0	
				18	0	13.37	13.12	13.00	0	
				18	9	13.21	13.17	13.00	0	
				18	18	13.02	13.11	13.01	0	
				36	0	13.23	13.18	12.99	0	
			QPSK	1	1	13.57	13.13	12.97	0	
				1	18	13.18	13.18	12.94	0	
				1	36	12.91	13.12	13.04	0	
				18	0	13.40	13.12	12.98	0	
				18	9	13.20	13.19	13.01	0	
				18	18	13.01	13.12	13.01	0	
			16QAM	36	0	13.22	13.17	13.01	0	
				16QAM	1	1	13.57	13.10	13.03	0
				64QAM	1	1	13.63	13.02	12.91	0
			256QAM	1	1	13.58	13.07	13.03	0	
CP	QPSK	1	1	13.55	13.07	12.95	0			

NR TDD Band n77 DoD _20 MHz Bandwidth Conducted Power

Bandwidth	SCS(kHz)	OFDM	Modulation	RB Size	RB Offset	Reduced Power [dBm]			MPR [dB]	
						630668	633334	636000		
						3460.02 MHz	3500.01 MHz	3540 MHz		
20 MHz	30	DFT-s	pi/2 BPSK	1	1	13.58	13.07	12.94	0	
				1	26	13.05	13.21	13.02	0	
				1	49	12.76	13.08	13.05	0	
				25	0	13.34	13.10	12.96	0	
				25	13	13.04	13.16	13.01	0	
				25	26	12.90	13.11	13.02	0	
			50	0	13.06	13.20	12.98	0		
			QPSK	1	1	13.59	13.04	12.92	0	
				1	26	13.06	13.18	13.04	0	
				1	49	12.73	13.07	13.05	0	
				25	0	13.32	13.10	12.95	0	
				25	13	13.05	13.22	13.00	0	
				25	26	12.87	13.11	13.02	0	
			50	0	13.06	13.21	13.01	0		
			16QAM	1	1	13.47	13.04	12.85	0	
			64QAM	1	1	13.29	13.06	12.93	0	
			256QAM	1	1	13.57	13.05	13.00	0	
			CP	QPSK	1	1	13.56	13.04	12.93	0

NR TDD Band n77 DoD _30 MHz Bandwidth Conducted Power

Bandwidth	SCS(kHz)	OFDM	Modulation	RB Size	RB Offset	Reduced Power [dBm]			MPR [dB]	
						631000	633334	635666		
						3465 MHz	3500.01 MHz	3534.99 MHz		
30 MHz	30	DFT-s	pi/2 BPSK	1	1	13.57	12.81	12.18	0	
				1	39	12.95	13.28	12.89	0	
				1	76	12.20	13.00	13.01	0	
				36	0	12.87	12.73	12.76	0	
				36	21	12.65	13.20	12.70	0	
				36	42	12.65	13.07	12.85	0	
			75	0	12.43	12.84	12.58	0		
			QPSK	1	1	13.56	12.70	12.86	0	
				1	39	12.88	13.23	12.21	0	
				1	76	12.54	13.00	12.69	0	
				36	0	12.98	12.79	12.32	0	
				36	21	12.78	13.06	12.86	0	
				36	42	12.66	13.04	12.77	0	
			75	0	12.54	13.15	12.73	0		
			16QAM	1	1	13.45	12.16	12.47	0	
			64QAM	1	1	13.48	12.30	12.45	0	
			256QAM	1	1	13.34	12.53	12.86	0	
			CP	QPSK	1	1	13.53	12.69	12.74	0

NR TDD Band n77 DoD _40 Mhz Bandwidth Conducted Power

Bandwidth	SCS(kHz)	OFDM	Modulation	RB Size	RB Offset	Reduced Power [dBm]		MPR [dB]	
						631334	635332		
						3470.01 Mhz	3529.98 Mhz		
40 Mhz	30	DFT-s	pi/2 BPSK	1	1	13.49		12.66	0
				1	53	12.38		12.82	0
				1	104	12.90		12.86	0
				50	0	12.96		12.53	0
				50	28	12.50		12.78	0
				50	56	12.56		12.89	0
			100	0	12.53		12.67	0	
			QPSK	1	1	13.58		13.00	0
				1	53	12.61		12.87	0
				1	104	12.88		12.78	0
				50	0	13.08		12.76	0
				50	28	12.26		12.66	0
				50	56	12.58		12.89	0
			100	0	12.53		12.78	0	
			16QAM	1	1	13.40		12.96	0
			64QAM	1	1	13.57		13.05	0
			256QAM	1	1	13.27		12.63	0
			CP	QPSK	1	1	13.09		13.13

NR TDD Band n77 DoD _50 Mhz Bandwidth Conducted Power

Bandwidth	SCS(kHz)	OFDM	Modulation	RB Size	RB Offset	Reduced Power [dBm]		MPR [dB]	
						631668	635000		
						3475.02 Mhz	3525 Mhz		
50 Mhz	30	DFT-s	pi/2 BPSK	1	1	13.62		12.96	0
				1	67	12.49		12.77	0
				1	131	13.29		12.79	0
				64	0	12.98		12.90	0
				64	35	12.70		12.65	0
				64	69	12.49		12.88	0
			128	0	12.60		12.59	0	
			QPSK	1	1	13.32		13.01	0
				1	67	12.53		12.69	0
				1	131	13.21		13.08	0
				64	0	12.87		12.67	0
				64	35	12.69		12.76	0
				64	69	12.85		12.65	0
			128	0	12.49		12.88	0	
			16QAM	1	1	13.25		13.21	0
			64QAM	1	1	13.52		13.00	0
			256QAM	1	1	13.38		13.18	0
			CP	QPSK	1	1	13.55		12.77

NR TDD Band n77 DoD _60 Mhz Bandwidth Conducted Power

Bandwidth	SCS(kHz)	OFDM	Modulation	RB Size	RB Offset	Reduced Power [dBm]			MPR [dB]
							633334		
							3500.01 Mhz		
60 Mhz	30	DFT-s	pi/2 BPSK	1	1		12.60		0
				1	81		13.04		0
				1	160		12.80		0
				81	0		12.64		0
				81	41		13.08		0
				81	81		12.39		0
			162	0		13.10		0	
			QPSK	1	1		12.56		0
				1	81		12.87		0
				1	160		12.66		0
				81	0		12.76		0
				81	41		12.63		0
				81	81		12.76		0
			162	0		12.78		0	
			16QAM	1	1		12.57		0
			64QAM	1	1		12.52		0
			256QAM	1	1		12.37		0
			CP	QPSK	1	1		12.43	

NR TDD Band n77 DoD _70 Mhz Bandwidth Conducted Power

Bandwidth	SCS(kHz)	OFDM	Modulation	RB Size	RB Offset	Reduced Power [dBm]			MPR [dB]
							633334		
							3500.01 Mhz		
70 Mhz	30	DFT-s	pi/2 BPSK	1	1		12.60		0
				1	95		12.72		0
				1	187		12.75		0
				90	0		12.29		0
				90	50		13.04		0
				90	99		12.62		0
			180	0		12.49		0	
			QPSK	1	1		12.96		0
				1	95		12.74		0
				1	187		12.86		0
				90	0		12.41		0
				90	50		12.87		0
				90	99		12.57		0
			180	0		12.63		0	
			16QAM	1	1		12.60		0
			64QAM	1	1		12.48		0
			256QAM	1	1		12.95		0
			CP	QPSK	1	1		12.57	

NR TDD Band n77 DoD _80 MHz Bandwidth Conducted Power

Bandwidth	SCS(kHz)	OFDM	Modulation	RB Size	RB Offset	Reduced Power [dBm]			MPR [dB]
							633334		
							3500.01 MHz		
80 MHz	30	DFT-s	pi/2 BPSK	1	1		12.68		0
				1	109		13.24		0
				1	215		12.84		0
				108	0		12.57		0
				108	55		12.78		0
				108	109		12.72		0
			216	0		13.11		0	
			QPSK	1	1		12.87		0
				1	109		13.02		0
				1	215		12.86		0
				108	0		12.31		0
				108	55		12.53		0
				108	109		12.60		0
			216	0		12.81		0	
			16QAM	1	1		12.82		0
			64QAM	1	1		12.96		0
			256QAM	1	1		12.56		0
			CP	QPSK	1	1		12.87	

NR TDD Band n77 DoD _90 MHz Bandwidth Conducted Power

Bandwidth	SCS(kHz)	OFDM	Modulation	RB Size	RB Offset	Reduced Power [dBm]			MPR [dB]
							633334		
							3500.01 MHz		
90 MHz	30	DFT-s	pi/2 BPSK	1	1		13.14		0
				1	123		13.04		0
				1	243		12.83		0
				120	0		12.37		0
				120	63		13.09		0
				120	125		12.60		0
				243	0		12.71		0
				QPSK	1	1		13.28	
			1		123		12.84		0
			1		243		12.90		0
			120		0		12.32		0
			120		63		12.87		0
			120		125		12.73		0
			243	0		12.84		0	
			16QAM	1	1		13.19		0
			64QAM	1	1		12.81		0
			256QAM	1	1		13.33		0
			CP	QPSK	1	1		13.06	

NR TDD Band n77 DoD _100 MHz Bandwidth Conducted Power

Bandwidth	SCS(kHz)	OFDM	Modulation	RB Size	RB Offset	Reduced Power [dBm]			MPR [dB]
							633334		
							3500.01 MHz		
100 MHz	30	DFT-s	pi/2 BPSK	1	1		13.12		0
				1	137		12.75		0
				1	271		12.46		0
				135	0		12.43		0
				135	69		13.00		0
				135	138		12.75		0
				270	0		12.81		0
			QPSK	1	1		13.23		0
				1	137		12.86		0
				1	271		12.33		0
				135	0		12.31		0
				135	69		13.01		0
				135	138		12.64		0
				270	0		13.16		0
		16QAM	1	1		13.55		0	
		64QAM	1	1		13.57		0	
		256QAM	1	1		13.42		0	
CP	QPSK	1	1		13.57		0		

11.4.3 NR Band SRS Conducted Power

[NR TDD Band n41 SRS Conducted Power]

Pmax

NR TDD Band n41_ 100 MHz Bandwidth Conducted Power_ Pmax_ Antenna: MAIN2(Ant B), SRS1

Bandwidth	SCS(kHz)	OFDM	Modulation	RB Size	RB Offset	Max. Average Power [dBm]		MPR [dB]
						518598	2592.99 MHz	
100 MHz	30	DFT-s	QPSK	1	1		20.25	0

NR TDD Band n41_ 100 MHz Bandwidth Conducted Power_ Pmax_ Antenna: MAIN4(Ant D), SRS2

Bandwidth	SCS(kHz)	OFDM	Modulation	RB Size	RB Offset	Max. Average Power [dBm]		MPR [dB]
						518598	2592.99 MHz	
100 MHz	30	DFT-s	QPSK	1	1		21.78	0

NR TDD Band n41_ 100 MHz Bandwidth Conducted Power_ Pmax_ Antenna: SUB1(Ant E), SRS3

Bandwidth	SCS(kHz)	OFDM	Modulation	RB Size	RB Offset	Max. Average Power [dBm]		MPR [dB]
						518598	2592.99 MHz	
100 MHz	30	DFT-s	QPSK	1	1		17.44	0

Free(RSI 0), Hotspot(RSI 2)

NR TDD Band n41_ 100 MHz Bandwidth Conducted Power_ Free, Hotspot_ Antenna: MAIN2(Ant B), SRS1

Bandwidth	SCS(kHz)	OFDM	Modulation	RB Size	RB Offset	Max. Average Power [dBm]		MPR [dB]
						518598	2592.99 MHz	
100 MHz	30	DFT-s	QPSK	1	1		13.03	0

NR TDD Band n41_ 100 MHz Bandwidth Conducted Power_ Free, Hotspot_ Antenna: MAIN4(Ant D), SRS2

Bandwidth	SCS(kHz)	OFDM	Modulation	RB Size	RB Offset	Max. Average Power [dBm]		MPR [dB]
						518598	2592.99 MHz	
100 MHz	30	DFT-s	QPSK	1	1		14.14	0

NR TDD Band n41_ 100 MHz Bandwidth Conducted Power_ Free, Hotspot_ Antenna: SUB1(Ant E), SRS3

Bandwidth	SCS(kHz)	OFDM	Modulation	RB Size	RB Offset	Max. Average Power [dBm]		MPR [dB]
						518598	2592.99 MHz	
100 MHz	30	DFT-s	QPSK	1	1		9.88	0

RCV (RSI 1)

NR TDD Band n41_ 100 MHz Bandwidth Conducted Power_ RCV_ Antenna: MAIN2(Ant B), SRS1

Bandwidth	SCS(kHz)	OFDM	Modulation	RB Size	RB Offset	Reduced Power [dBm]		MPR [dB]
							518598	
							2592.99 MHz	
100 MHz	30	DFT-s	QPSK	1	1		10.31	0

NR TDD Band n41_ 100 MHz Bandwidth Conducted Power_ RCV_ Antenna: MAIN4(Ant D), SRS2

Bandwidth	SCS(kHz)	OFDM	Modulation	RB Size	RB Offset	Reduced Power [dBm]		MPR [dB]
							518598	
							2592.99 MHz	
100 MHz	30	DFT-s	QPSK	1	1		11.52	0

NR TDD Band n41_ 100 MHz Bandwidth Conducted Power_ RCV_ Antenna: SUB1(Ant E), SRS3

Bandwidth	SCS(kHz)	OFDM	Modulation	RB Size	RB Offset	Reduced Power [dBm]		MPR [dB]
							518598	
							2592.99 MHz	
100 MHz	30	DFT-s	QPSK	1	1		6.94	0

[NR TDD Band n77 SRS Conducted Power]

Pmax

NR TDD Band n77_ 100 MHz Bandwidth Conducted Power_ Pmax_ Antenna: MAIN3(Ant C), SRS1

Bandwidth	SCS(kHz)	OFDM	Modulation	RB Size	RB Offset	Max. Average Power [dBm]					MPR [dB]
						650000				662000	
						3750 MHz				3930 MHz	
100 MHz	30	DFT-s	QPSK	1	136	22.64				22.82	0

NR TDD Band n77_ 100 MHz Bandwidth Conducted Power_ Pmax_ Antenna: MAIN5(Ant I), SRS2

Bandwidth	SCS(kHz)	OFDM	Modulation	RB Size	RB Offset	Max. Average Power [dBm]					MPR [dB]
						650000				662000	
						3750 MHz				3930 MHz	
100 MHz	30	DFT-s	QPSK	1	136	23.89				22.42	0

NR TDD Band n77_ 100 MHz Bandwidth Conducted Power_ Pmax_ Antenna: MAIN4(Ant D), SRS3

Bandwidth	SCS(kHz)	OFDM	Modulation	RB Size	RB Offset	Max. Average Power [dBm]					MPR [dB]
						650000				662000	
						3750 MHz				3930 MHz	
100 MHz	30	DFT-s	QPSK	1	136	22.28				21.20	0

Free(RSI 0), Hotspot(RSI 2)

NR TDD Band n77_ 100 MHz Bandwidth Conducted Power_ Free, Hotspot_ Antenna: MAIN3(Ant C), SRS1

Bandwidth	SCS(kHz)	OFDM	Modulation	RB Size	RB Offset	Max. Average Power [dBm]					MPR [dB]
						650000				662000	
						3750 MHz				3930 MHz	
100 MHz	30	DFT-s	QPSK	1	136	13.24				13.50	0

NR TDD Band n77_ 100 MHz Bandwidth Conducted Power_ Free, Hotspot_ Antenna: MAIN5(Ant I), SRS2

Bandwidth	SCS(kHz)	OFDM	Modulation	RB Size	RB Offset	Max. Average Power [dBm]					MPR [dB]
						650000				662000	
						3750 MHz				3930 MHz	
100 MHz	30	DFT-s	QPSK	1	136	14.41				12.95	0

NR TDD Band n77_ 100 MHz Bandwidth Conducted Power_ Free, Hotspot_ Antenna: MAIN4(Ant D), SRS3

Bandwidth	SCS(kHz)	OFDM	Modulation	RB Size	RB Offset	Max. Average Power [dBm]					MPR [dB]
						650000				662000	
						3750 MHz				3930 MHz	
100 MHz	30	DFT-s	QPSK	1	136	13.15				12.32	0

RCV (RSI 1)

NR TDD Band n77_ 100 MHz Bandwidth Conducted Power_ RCV_ Antenna: MAIN3(Ant C), SRS1

Bandwidth	SCS(kHz)	OFDM	Modulation	RB Size	RB Offset	Max. Average Power [dBm]					MPR [dB]
						650000				662000	
						3750 MHz				3930 MHz	
100 MHz	30	DFT-s	QPSK	1	136	10.56				11.78	0

NR TDD Band n77_ 100 MHz Bandwidth Conducted Power_ RCV_ Antenna: MAIN5(Ant I), SRS2

Bandwidth	SCS(kHz)	OFDM	Modulation	RB Size	RB Offset	Max. Average Power [dBm]					MPR [dB]
						650000				662000	
						3750 MHz				3930 MHz	
100 MHz	30	DFT-s	QPSK	1	136	11.49				10.92	0

NR TDD Band n77_ 100 MHz Bandwidth Conducted Power_ RCV_ Antenna: MAIN4(Ant D), SRS3

Bandwidth	SCS(kHz)	OFDM	Modulation	RB Size	RB Offset	Max. Average Power [dBm]					MPR [dB]
						650000				662000	
						3750 MHz				3930 MHz	
100 MHz	30	DFT-s	QPSK	1	136	10.91				10.46	0

[NR TDD Band n77 DoD SRS Conducted Power]

Pmax

NR TDD Band n77 DoD_ 100 MHz Bandwidth Conducted Power_ Pmax_ Antenna: MAIN3(Ant C), SRS1

Bandwidth	SCS(kHz)	OFDM	Modulation	RB Size	RB Offset	Max. Average Power [dBm]		MPR [dB]
						633334	3500.01 MHz	
100 MHz	30	DFT-s	QPSK	1	136		23.14	0

NR TDD Band n77 DoD_ 100 MHz Bandwidth Conducted Power_ Pmax_ Antenna: MAIN5(Ant I), SRS2

Bandwidth	SCS(kHz)	OFDM	Modulation	RB Size	RB Offset	Max. Average Power [dBm]		MPR [dB]
						633334	3500.01 MHz	
100 MHz	30	DFT-s	QPSK	1	136		23.11	0

NR TDD Band n77 DoD_ 100 MHz Bandwidth Conducted Power_ Pmax_ Antenna: MAIN4(Ant D), SRS3

Bandwidth	SCS(kHz)	OFDM	Modulation	RB Size	RB Offset	Max. Average Power [dBm]		MPR [dB]
						633334	3500.01 MHz	
100 MHz	30	DFT-s	QPSK	1	136		21.32	0

Free(RSI 0), Hotspot(RSI 2)

NR TDD Band n77 DoD_ 100 MHz Bandwidth Conducted Power_ Free, Hotspot_ Antenna: MAIN3(Ant C), SRS1

Bandwidth	SCS(kHz)	OFDM	Modulation	RB Size	RB Offset	Max. Average Power [dBm]		MPR [dB]
						633334	3500.01 MHz	
100 MHz	30	DFT-s	QPSK	1	136		13.88	0

NR TDD Band n77 DoD_ 100 MHz Bandwidth Conducted Power_ Free, Hotspot_ Antenna: MAIN5(Ant I), SRS2

Bandwidth	SCS(kHz)	OFDM	Modulation	RB Size	RB Offset	Max. Average Power [dBm]		MPR [dB]
						633334	3500.01 MHz	
100 MHz	30	DFT-s	QPSK	1	136		13.73	0

NR TDD Band n77 DoD_ 100 MHz Bandwidth Conducted Power_ Free, Hotspot_ Antenna: MAIN4(Ant D), SRS3

Bandwidth	SCS(kHz)	OFDM	Modulation	RB Size	RB Offset	Max. Average Power [dBm]		MPR [dB]
						633334	3500.01 MHz	
100 MHz	30	DFT-s	QPSK	1	136		12.01	0

RCV (RSI 1)

NR TDD Band n77 DoD _ 100 MHz Bandwidth Conducted Power_ RCV_ Antenna: MAIN3(Ant C), SRS1

Bandwidth	SCS(kHz)	OFDM	Modulation	RB Size	RB Offset	Max. Average Power [dBm]		MPR [dB]
						633334	3500.01 MHz	
100 MHz	30	DFT-s	QPSK	1	136		11.96	0

NR TDD Band n77 DoD _ 100 MHz Bandwidth Conducted Power_ RCV_ Antenna: MAIN5(Ant I), SRS2

Bandwidth	SCS(kHz)	OFDM	Modulation	RB Size	RB Offset	Max. Average Power [dBm]		MPR [dB]
						633334	3500.01 MHz	
100 MHz	30	DFT-s	QPSK	1	136		12.07	0

NR TDD Band n77 DoD _ 100 MHz Bandwidth Conducted Power_ RCV_ Antenna: MAIN4(Ant D), SRS3

Bandwidth	SCS(kHz)	OFDM	Modulation	RB Size	RB Offset	Max. Average Power [dBm]		MPR [dB]
						633334	3500.01 MHz	
100 MHz	30	DFT-s	QPSK	1	136		10.93	0

11.5 WIFI Conducted Power measurement method

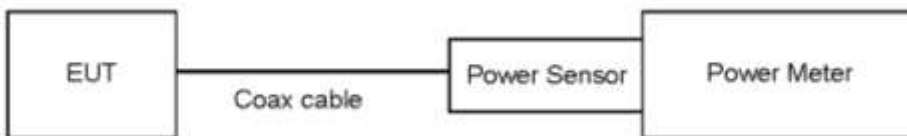
Un-Licensed Bands (DTS Band)

Test Description	Test Procedure Used
Conducted Output Power	- KDB 558074 v05 - Section 8.3.2.3 - ANSI 63.10-2013 - Section 11.9.2.3

Test Procedure

1. Measure the duty cycle.
2. Measure the average power of the transmitter. This measurement is an average over both the on and off periods of the transmitter.
3. Add $10 \log(1/x)$, where x is the duty cycle, to the measured power in order to compute the average power during the actual transmission times.

Test setup




Un-Licensed Bands(NII Band)

Test Description	Test Procedure Used
Conducted Output Power	- KDB 789033 D02 v02r01 - Section E.3.a

Test Procedure

1. Measure the duty cycle.
2. Measure the average power of the transmitter. This measurement is an average over both the on and off periods of the transmitter.
3. Add $10 \log(1/x)$, where x is the duty cycle, to the measured power in order to compute the average power during the actual transmission times.

Test setup



11.5.1 IEEE 802.11 (2.4 GHz) Maximum Conducted Power (Pmax, DSI = 0)

Mode	Frequency [MHz]	Channel	IEEE 802.11 (2.4 GHz) Average RF Conducted Power [dBm]		
			WIFI 1	WIFI 2	MIMO
802.11b	2 412	1	17.45	17.35	20.41
	2 437	6	17.44	17.71	20.59
	2 462	11	17.85	17.90	20.89
	2 467	12	5.76	5.93	8.86
	2 472	13	-1.02	-0.90	2.05
802.11g	2 412	1	16.21	16.46	19.35
	2 437	6	16.23	16.38	19.32
	2 462	11	16.73	16.86	19.80
	2 467	12	5.58	5.89	8.75
	2 472	13	-1.44	-1.37	1.60
802.11n (HT20)	2 412	1	16.26	16.49	19.39
	2 437	6	16.16	16.44	19.32
	2 462	11	16.68	16.86	19.79
	2 467	12	5.47	5.88	8.69
	2 472	13	-1.53	-1.49	1.50
802.11ac (HT20)	2 412	1	16.16	16.46	19.33
	2 437	6	16.15	16.41	19.30
	2 462	11	16.67	16.84	19.77
	2 467	12	5.47	5.87	8.69
	2 472	13	-1.55	-1.38	1.55
802.11ax (HT20)	2 412	1	14.04	13.12	16.62
	2 437	6	15.21	14.53	17.89
	2 462	11	15.38	14.73	18.08
	2 467	12	3.73	2.99	6.39
	2 472	13	-1.23	-1.67	1.57

11.5.2 IEEE 802.11 (2.4 GHz) with RCV ON, NR active and NR+RCV active Conducted Power (DSI = 1, 8, 9)

Mode	Frequency [MHz]	Channel	IEEE 802.11 (2.4 GHz) Average RF Conducted Power [dBm]		
			WIFI 1	WIFI 2	MIMO
802.11b	2 412	1	13.10	13.27	16.20
	2 437	6	13.56	13.60	16.59
	2 462	11	13.70	13.86	16.79
	2 467	12	5.76	5.93	8.86
	2 472	13	-1.02	-0.90	2.05
802.11g	2 412	1	12.98	12.98	15.99
	2 437	6	13.43	13.65	16.55
	2 462	11	13.48	13.74	16.63
	2 467	12	5.47	5.88	8.69
	2 472	13	-1.53	-1.49	1.50
802.11n (HT20)	2 412	1	12.93	13.04	16.00
	2 437	6	13.34	13.45	16.41
	2 462	11	13.52	13.66	16.60
	2 467	12	5.47	5.87	8.69
	2 472	13	-1.55	-1.38	1.55
802.11ax (HT20)	2 412	1	12.63	12.88	15.77
	2 437	6	13.13	13.25	16.20
	2 462	11	13.63	13.81	16.73
	2 467	12	5.47	5.87	8.69
	2 472	13	-1.55	-1.38	1.55
802.11ax (HT20)	2 412	1	12.66	12.63	15.65
	2 437	6	13.08	13.21	16.15
	2 462	11	13.26	13.38	16.33
	2 467	12	3.73	2.99	6.39
	2 472	13	-1.23	-1.67	1.57

11.5.3 IEEE 802.11 (5 GHz) Maximum Conducted Power (Pmax, DSI = 0)

Mode	Frequency [MHz]	Channel	IEEE 802.11 (5 GHz) Average RF Conducted Power [dBm]		
			WIFI 1	WIFI 2	MIMO
802.11a (20 MHz BW)	5 180	36	14.94	14.75	17.85
	5 200	40	14.95	15.00	17.98
	5 220	44	15.61	14.71	18.19
	5 240	48	15.41	15.03	18.23
	5 260	52	14.98	15.01	18.00
	5 280	56	15.09	14.54	17.83
	5 300	60	14.78	15.55	18.19
	5 320	64	14.35	15.30	17.86
	5 500	100	15.25	15.38	18.39
	5 600	120	14.84	14.85	17.85
	5 620	124	15.29	14.41	17.88
	5 720	144	14.42	14.75	17.60
	5 745	149	14.31	14.79	17.57
	5 785	157	14.08	14.87	17.50
	5 825	165	14.60	15.12	17.88
	5 846	169	15.20	15.07	18.14
5 865	173	15.04	15.10	18.08	
5 885	177	15.45	15.31	18.39	

11.5.4 IEEE 802.11(5 GHz) with RCV ON, NR active and NR+RCV active Conducted Power (DSI = 1, 8, 9)

Mode	Frequency [MHz]	Channel	IEEE 802.11 (5 GHz) Average Conducted Power [dBm]		
			WIFI 1	WIFI 2	MIMO
802.11ac (80 MHz BW)	5 210	42	12.28	11.90	15.18
	5 290	58	12.49	12.17	15.32
	5 530	106	12.78	12.34	15.65
	5 610	122	12.54	12.69	15.66
	5 690	138	12.99	10.76	14.75
	5 775	155	12.58	12.85	15.77
	5 855	171	12.59	12.54	15.54
802.11ac (160 MHz BW)	5 250	50	12.28	11.78	15.02
	5 570	114	12.36	12.30	15.20
	5 815	163	12.54	12.24	15.39

11.5.5 IEEE 802.11ax (6 GHz) Maximum Conducted Power (Pmax)

Mode	Frequency [MHz]	Channel	IEEE 802.11a (6 GHz) Average RF Conducted Power [dBm]		
			WIFI 1	WIFI 2	MIMO
802.11a 6E (20 MHz BW)	5935	2	9.79	9.01	12.43
	6175	45	8.55	8.52	11.54
	6415	93	8.64	8.83	11.75
	6435	97	8.28	8.85	11.58
	6475	105	8.21	8.96	11.61
	6515	113	8.17	9.12	11.69
	6535	117	8.22	9.04	11.66
	6695	149	8.35	8.62	11.50
	6855	181	8.31	8.32	11.33
	6875	185	8.01	8.16	11.09
	6995	209	8.09	8.90	11.53
7115	233	6.33	8.63	10.64	

Mode	Frequency [MHz]	Channel	IEEE 802.11ax (6 GHz) Average RF Conducted Power [dBm]		
			WIFI 1	WIFI 2	MIMO
802.11ax 6E (160 MHz BW)	6 025	15	8.79	9.19	12.00
	6 185	47	9.11	9.13	12.13
	6 345	79	9.04	8.82	11.94
	6 505	111	8.72	9.57	12.18
	6 665	143	8.81	8.73	11.78
	6 825	175	8.88	9.03	11.96
	6 985	207	8.44	9.30	11.91

11.5.6 IEEE 802.11ax (6 GHz) with RCV ON, NR active and NR+RCV active Conducted Power (DSI = 0, 1, 8, 9)

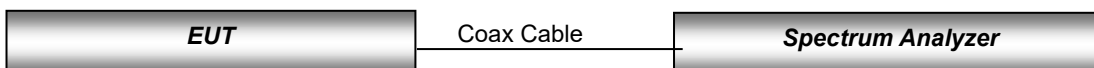
Mode	Frequency [MHz]	Channel	IEEE 802.11ax (6 GHz) Average RF Conducted Power [dBm]		
			WIFI 1	WIFI 2	MIMO
802.11ax 6E (80 MHz BW)	5 985	7	7.56	7.35	10.46
	6 065	23	8.23	7.49	10.88
	6 145	39	8.21	7.65	10.95
	6 305	71	7.63	7.43	10.54
	6 385	87	8.06	7.30	10.70
	6 465	103	8.03	7.84	10.94
	6 545	119	7.89	7.79	10.85
	6 705	151	8.06	7.30	10.70
	6 785	167	8.24	7.05	10.69
	6 865	183	8.51	7.04	10.84
	6 945	199	7.90	7.10	10.52
7 025	215	7.63	7.74	10.69	

Mode	Frequency [MHz]	Channel	IEEE 802.11ax (6 GHz) Average RF Conducted Power [dBm]		
			WIFI 1	WIFI 2	MIMO
802.11ax 6E (160 MHz BW)	6 025	15	8.63	8.45	11.55
	6 185	47	8.76	8.62	11.70
	6 345	79	8.29	8.17	11.24
	6 505	111	8.58	8.84	11.72
	6 665	143	8.57	7.38	11.02
	6 825	175	8.53	7.04	10.85
	6 985	207	8.39	8.13	11.27

Justification for test configurations for WLAN per KDB Publication 248227 D01v02r02:

- Power measurements were performed for the transmission mode configuration with the highest maximum output power specified for production units.
- For transmission mode with the same maximum output power specification, powers were measured for the largest channel Bandwidth, lowest order modulation and lowest data rate.
- For transmission modes with identical maximum specified output power, channel Bandwidth, modulation and data rates, power measurements were required for all identical configurations.
- For each transmission mode configuration, powers were measured for the highest and lowest channels; and at the mid-Band channel(s) when there were at least 3 channels supported. For configurations with multiple mid-Band channels, due to an even number of channels, both channels were measured.

Test Configuration



11.6 Bluetooth Maximum Conducted Power

11.6.1 Bluetooth Maximum Conducted Power

The Burst Averaged-conducted power

Mode	Channel	Max. Average Conducted Power [dBm]	
		Ant.1	Ant.2
DH5	0	15.01	15.03
	39	15.03	15.02
	78	15.81	16.30
2-DH5	0	10.62	11.02
	39	10.81	11.03
	78	11.45	12.40
3-DH5	0	10.56	11.03
	39	10.83	11.05
	78	11.44	12.42

The Burst Averaged-conducted power (Dual Bluetooth)

Mode	Channel	Max. Average Conducted Power [dBm]		
		Ant.1	Ant.2	Dual Tx
DH5	0	11.26	10.75	14.02
	39	10.56	10.69	13.64
	78	10.48	11.40	13.97
2-DH5	0	8.23	7.51	10.90
	39	7.20	7.34	10.28
	78	7.15	7.74	10.47
3-DH5	0	8.24	7.50	10.90
	39	7.18	7.32	10.26
	78	7.14	7.75	10.47

The Burst Averaged- Reduced Conducted Power

Mode	Channel	Max. Average Conducted Power [dBm]	
		Ant.1	Ant.2
DH5	0	9.95	11.31
	39	11.02	12.25
	78	11.65	13.25
2-DH5	0	9.20	10.70
	39	11.01	11.47
	78	11.24	12.40
3-DH5	0	9.19	10.69
	39	10.76	11.54
	78	11.32	12.41

The Burst Averaged- Reduced Conducted Power (Dual Bluetooth)

Mode	Channel	Max. Average Conducted Power [dBm]		
		Ant.1	Ant.2	MIMO
DH5	0	11.44	11.46	14.46
	39	11.21	11.12	14.18
	78	10.58	11.79	14.24
2-DH5	0	7.96	7.65	10.82
	39	7.49	7.45	10.48
	78	6.98	8.12	10.60
3-DH5	0	7.95	7.60	10.79
	39	7.58	7.24	10.42
	78	7.02	7.93	10.51

11.6.2 Bluetooth LE Maximum Conducted Power

BT LE Averaged - Conducted Power

Mode	Channel	Max. Average Conducted Power [dBm]	
		Ant.1	Ant.2
		Measured Power[dBm]	Measured Power[dBm]
LE 1M 37 Pakcet	0	11.42	14.25
	19	11.52	14.35
	39	12.58	15.41
LE 1M 255 Pakcet	0	13.42	14.10
	19	13.53	14.21
	39	14.62	15.30
LE 2M 37 Pakcet	0	10.20	14.28
	19	10.25	14.33
	39	11.21	15.29
LE 2M 255 Pakcet	0	13.10	14.25
	19	13.18	14.33
	39	14.11	15.26

BT LE Averaged - Conducted Power (Dual Bluetooth)

Mode	Channel	Max. Average Conducted Power [dBm]	
		Ant.1	Ant.2
		Measured Power[dBm]	Measured Power[dBm]
LE 1M 37 Pakcet	0	7.38	10.21
	19	7.23	10.06
	39	7.55	10.38
LE 1M 255 Pakcet	0	9.56	10.24
	19	9.35	10.03
	39	9.66	10.34
LE 2M 37 Pakcet	0	6.19	10.27
	19	5.94	10.02
	39	6.33	10.41
LE 2M 255 Pakcet	0	9.07	10.22
	19	8.86	10.01
	39	9.24	10.39

BT LE Averaged - Reduced Conducted Power

Mode	Channel	Max. Average Conducted Power [dBm]	
		Ant.1	Ant.2
		Measured Power[dBm]	Measured Power[dBm]
LE 1M 37 Pakcet	0	8.96	9.37
	19	9.87	9.19
	39	10.81	9.62
LE 1M 255 Pakcet	0	8.69	9.42
	19	9.53	9.26
	39	10.42	9.69
LE 2M 37 Pakcet	0	8.78	9.37
	19	9.68	9.21
	39	10.74	9.39
LE 2M 255 Pakcet	0	8.57	9.47
	19	9.42	9.13
	39	10.33	9.55
LE 125K(37)	0	6.28	
	19	6.11	
	39	5.57	
LE 125K(255)	0	6.24	
	19	6.07	
	39	5.74	
LE 500K(37)	0	6.09	
	19	6.14	
	39	5.83	
LE 500K(255)	0	6.25	
	19	6.07	
	39	5.53	

Per October 2016 TCB Workshop Notes:

When call box and Bluetooth protocol are used for Bluetooth SAR measurement, time-domain plot is required to identify duty factor for supporting the test setup and result.

Bluetooth duty cycle was measured using Bluetooth tester equipment (CBT / R&S) with Bluetooth.

Bluetooth DH 5 Mode



Duty Cycle

= (BT-On time /BT-Full time) =(2.879/3.751) = 0.768 (DH5)

BT DH5 Maximum Duty Factor:

The theoretical maximum duty cycle defined by chipset manufacturer is 76.56 % In the ideal theory Duty Cycle, the test error tolerance [1%] of the test equipment was considered and applied to the measurement results. The duty cycle of DH5 measured by DUT was 76.8%, and the duty cycle was compensated by applying test error tolerance 1%. BTLE Mode was tested under the Worst Duty cycle condition in FTM Mode. For more information on BT , please refer to the technical description document.

12. System Verification

12.1 Tissue Verification

The body simulating material is calibrated by HCT using the DAKS 3.5 to determine the conductivity and permittivity.

Table for Head Tissue Verification									
Date of Tests	Tissue Temp. (°C)	Tissue Type	Freq. (MHz)	Measured Conductivity σ (S/m)	Measured Dielectric Constant, ϵ	Target Conductivity σ (S/m)	Target Dielectric Constant, ϵ	% dev σ	% dev ϵ
08/31/2023	22.0	750H	705	0.866	43.785	0.889	42.174	-2.59	3.82
			710	0.871	43.770	0.890	42.148	-2.13	3.85
			750	0.915	43.180	0.893	41.940	2.46	2.96
09/01/2023	21.4	750H	750	0.911	42.770	0.893	41.940	2.02	1.98
			785	0.924	42.260	0.896	41.758	3.13	1.20
09/01/2023	22.0	835H	820	0.915	42.640	0.899	41.577	1.78	2.56
			835	0.932	42.433	0.900	41.500	3.56	2.25
			850	0.946	42.229	0.916	41.500	3.28	1.76
10/08/2023	22.2	835H	820	0.923	42.838	0.899	41.577	2.67	3.03
			835	0.940	42.633	0.900	41.500	4.44	2.73
			850	0.954	42.430	0.916	41.500	4.15	2.24
09/04/2023	21.1	835H	820	0.916	42.656	0.899	41.577	1.89	2.60
			835	0.932	42.448	0.900	41.500	3.56	2.28
			850	0.946	42.245	0.916	41.500	3.28	1.80
10/07/2023	22.6	835H	820	0.923	42.829	0.899	41.577	2.67	3.01
			835	0.939	42.625	0.900	41.500	4.33	2.71
			850	0.954	42.423	0.916	41.500	4.15	2.22
09/04/2023	20.4	835H	820	0.912	42.377	0.899	41.577	1.45	1.92
			835	0.929	42.170	0.900	41.500	3.22	1.61
			850	0.943	41.967	0.916	41.500	2.95	1.13
09/22/2023	21.8	835H	820	0.904	41.450	0.899	41.577	0.56	-0.31
			835	0.922	41.218	0.900	41.500	2.44	-0.68
			850	0.937	40.993	0.916	41.500	2.29	-1.22
09/08/2023	21.7	1800H	1710	1.298	41.661	1.348	40.144	-3.71	3.78
			1750	1.343	41.473	1.371	40.080	-2.04	3.48
			1800	1.400	41.227	1.400	40.000	0.00	3.07
09/05/2023	20.7	1800H	1710	1.322	40.168	1.348	40.144	-1.93	0.06
			1750	1.366	40.017	1.371	40.080	-0.36	-0.16
			1800	1.422	39.780	1.400	40.000	1.57	-0.55
09/26/2023	20.5	1800H	1710	1.285	41.541	1.348	40.144	-4.67	3.48
			1750	1.326	41.365	1.371	40.080	-3.28	3.21
			1800	1.376	41.185	1.400	40.000	-1.71	2.96
09/16/2023	21.4	1800H	1710	1.299	41.667	1.348	40.144	-3.64	3.79
			1750	1.344	41.488	1.371	40.080	-1.97	3.51
			1800	1.401	41.234	1.400	40.000	0.07	3.09
09/07/2023	22.2	1900H	1850	1.336	40.514	1.400	40.000	-4.57	1.29
			1900	1.383	40.283	1.400	40.000	-1.21	0.71
			1910	1.389	40.233	1.400	40.000	-0.79	0.58
09/06/2023	20.7	1900H	1850	1.336	39.406	1.400	40.000	-4.57	-1.49
			1900	1.383	39.176	1.400	40.000	-1.21	-2.06
			1910	1.389	39.126	1.400	40.000	-0.79	-2.19
09/08/2023	21.0	1900H	1850	1.336	39.406	1.400	40.000	-4.57	-1.49
			1900	1.383	39.176	1.400	40.000	-1.21	-2.06
			1910	1.389	39.126	1.400	40.000	-0.79	-2.19
09/04/2023	20.1	1900H	1850	1.336	40.009	1.400	40.000	-4.57	0.02
			1900	1.383	39.780	1.400	40.000	-1.21	-0.55
			1910	1.389	39.730	1.400	40.000	-0.79	-0.67
10/13/2023	22.6	1900H	1850	1.340	40.943	1.400	40.000	-4.29	2.36
			1900	1.392	40.830	1.400	40.000	-0.57	2.08
			1910	1.402	40.805	1.400	40.000	0.14	2.01

Table for Head Tissue Verification									
Date of Tests	Tissue Temp. (°C)	Tissue Type	Freq. (MHz)	Measured Conductivity σ (S/m)	Measured Dielectric Constant, ϵ	Target Conductivity σ (S/m)	Target Dielectric Constant, ϵ	% dev σ	% dev ϵ
09/12/2023	20.7	2450H	2400	1.801	38.307	1.756	39.290	2.56	-2.50
			2450	1.860	38.097	1.800	39.200	3.33	-2.81
			2500	1.917	37.909	1.855	39.140	3.34	-3.15
09/11/2023	21.7	2450H	2400	1.780	38.846	1.756	39.290	1.37	-1.13
			2450	1.840	38.639	1.800	39.200	2.22	-1.43
			2500	1.896	38.462	1.855	39.140	2.21	-1.73
09/07/2023	20.7	2450H	2400	1.792	38.863	1.756	39.290	2.05	-1.09
			2450	1.852	38.660	1.800	39.200	2.89	-1.38
			2500	1.908	38.483	1.855	39.140	2.86	-1.68
09/05/2023	21.3	2450H	2400	1.721	39.211	1.756	39.290	-1.99	-0.20
			2450	1.780	39.008	1.800	39.200	-1.11	-0.49
			2500	1.835	38.832	1.855	39.140	-1.08	-0.79
09/06/2023	20.0	2600H	2500	1.916	40.162	1.866	39.126	2.68	2.65
			2600	2.032	39.767	1.964	39.010	3.46	1.94
			2690	2.134	39.420	2.062	38.894	3.49	1.35
09/18/2023	21.4	5180H-5320H	5180	4.412	36.978	4.635	36.010	-4.81	2.69
			5250	4.739	36.495	4.706	35.930	0.70	1.57
			5280	4.590	36.748	4.737	35.894	-3.10	2.38
			5320	4.640	36.763	4.778	35.846	-2.89	2.56
09/19/2023	21.3	5500H-5600H	5500	4.925	36.157	4.963	35.640	-0.77	1.45
			5600	5.044	35.901	5.065	35.530	-0.41	1.04
09/18/2023	21.4	5750H-5825H	5750	5.423	34.949	5.219	35.360	3.91	-1.16
			5800	5.398	34.962	5.270	35.300	2.43	-0.96
			5825	5.377	36.986	5.296	35.270	1.53	4.87
09/19/2023	21.0	5800H-5885H	5800	5.307	35.116	5.270	35.300	0.70	-0.52
			5835	5.296	35.068	5.306	35.258	-0.19	-0.54
			5845	5.296	35.038	5.316	35.246	-0.38	-0.59
			5855	5.296	35.003	5.326	35.235	-0.56	-0.66
			5865	5.299	35.980	5.337	35.225	-0.71	2.14
			5875	5.297	34.952	5.347	35.215	-0.94	-0.75
			5885	5.297	34.914	5.357	35.205	-1.12	-0.83
09/05/2023	22.2	5180H-5320H	5180	4.494	36.978	4.635	36.010	-3.04	2.69
			5250	4.631	36.773	4.706	35.930	-1.59	2.35
			5280	4.673	36.761	4.737	35.894	-1.35	2.42
			5320	4.724	36.776	4.778	35.846	-1.13	2.59
09/05/2023	22.2	5500H-5600H	5500	4.869	36.723	4.963	35.640	-1.89	3.04
			5600	4.931	36.491	5.065	35.530	-2.65	2.70
09/06/2023	21.8	5750H-5825H	5750	5.126	36.279	5.219	35.360	-1.78	2.60
			5800	5.084	36.282	5.270	35.300	-3.53	2.78
			5825	5.079	36.236	5.296	35.270	-4.10	2.74
09/06/2023	21.8	5800H-5885H	5800	5.091	36.282	5.270	35.300	-3.40	2.78
			5835	5.078	36.208	5.306	35.258	-4.30	2.69
			5845	5.084	36.176	5.316	35.246	-4.36	2.64
			5855	5.094	36.140	5.326	35.235	-4.36	2.57
			5865	5.104	36.101	5.337	35.225	-4.37	2.49
			5875	5.116	36.060	5.347	35.215	-4.32	2.40
			5885	5.124	36.017	5.357	35.205	-4.35	2.31

- 5G NR SUB 6

Table for Head Tissue Verification									
Date of Tests	Tissue Temp. (°C)	Tissue Type	Freq. (MHz)	Measured Conductivity σ (S/m)	Measured Dielectric Constant, ϵ	Target Conductivity σ (S/m)	Target Dielectric Constant, ϵ	% dev σ	% dev ϵ
09/06/2023	21.2	835H	820	0.905	41.540	0.899	41.577	0.67	-0.09
			835	0.923	41.310	0.900	41.500	2.56	-0.46
			850	0.938	41.090	0.916	41.500	2.40	-0.99
10/04/2023	20.3	835H	820	0.908	42.868	0.899	41.577	1.00	3.11
			835	0.926	42.634	0.900	41.500	2.89	2.73
			850	0.941	42.408	0.916	41.500	2.73	2.19
09/27/2023	21.8	1800H	1710	1.304	39.689	1.348	40.144	-3.26	-1.13
			1750	1.347	39.540	1.371	40.080	-1.75	-1.35
			1800	1.402	39.305	1.400	40.000	0.14	-1.74
09/28/2023	22.1	1800H	1710	1.323	39.584	1.348	40.144	-1.85	-1.39
			1750	1.367	39.441	1.371	40.080	-0.29	-1.59
			1800	1.423	39.206	1.400	40.000	1.64	-1.98
09/25/2023	21.9	1 900H	1850	1.360	39.372	1.400	40.000	-2.86	-1.57
			1900	1.410	39.166	1.400	40.000	0.71	-2.09
			1910	1.418	39.121	1.400	40.000	1.29	-2.20
09/26/2023	22.0	1 900H	1850	1.360	39.386	1.400	40.000	-2.86	-1.53
			1900	1.411	39.179	1.400	40.000	0.79	-2.05
			1910	1.418	39.134	1.400	40.000	1.29	-2.17
10/15/2023	20.5	2 600H	2500	1.916	39.468	1.866	39.126	2.68	0.87
			2600	2.031	39.071	1.964	39.010	3.41	0.16
			2690	2.133	38.723	2.062	38.894	3.44	-0.44
10/16/2023	20.9	2 600H	2500	1.916	38.583	1.866	39.126	2.68	-1.39
			2600	2.031	38.189	1.964	39.010	3.41	-2.10
			2690	2.134	37.840	2.062	38.894	3.49	-2.71
10/16/2023	20.9	2 600H	2500	1.916	39.072	1.866	39.126	2.68	-0.14
			2600	2.030	38.677	1.964	39.010	3.36	-0.85
			2690	2.134	38.335	2.062	38.894	3.49	-1.44
10/16/2023	20.9	2 600H	2500	1.916	39.416	1.866	39.126	2.68	0.74
			2600	2.031	39.019	1.964	39.010	3.41	0.02
			2690	2.134	38.677	2.062	38.894	3.49	-0.56

Table for Head Tissue Verification									
Date of Tests	Tissue Temp. (°C)	Tissue Type	Freq. (MHz)	Measured Conductivity σ (S/m)	Measured Dielectric Constant, ϵ	Target Conductivity σ (S/m)	Target Dielectric Constant, ϵ	% dev σ	% dev ϵ
09/28/2023	22.1	3500H~3970	3400	2.899	38.930	2.810	38.040	3.17	2.34
			3500	2.958	39.251	2.913	37.930	1.54	3.48
			3550	3.013	38.635	2.964	37.870	1.65	2.02
			3700	3.144	39.016	3.118	37.700	0.83	3.49
			3750	3.187	39.011	3.169	37.640	0.57	3.64
			3800	3.218	38.989	3.220	37.590	-0.06	3.72
			3900	3.287	38.780	3.233	37.470	1.67	3.50
			3970	3.346	38.686	3.394	37.390	-1.41	3.47
10/05/2023	21.2	3500H~3970	3400	2.850	38.468	2.810	38.040	1.42	1.13
			3500	2.926	38.284	2.913	37.930	0.45	0.93
			3550	2.963	38.211	2.964	37.870	-0.03	0.90
			3700	3.098	38.055	3.118	37.700	-0.64	0.94
			3750	3.134	38.033	3.169	37.640	-1.10	1.04
			3800	3.172	38.000	3.220	37.590	-1.49	1.09
			3900	3.243	37.836	3.233	37.470	0.31	0.98
			3970	3.298	37.700	3.394	37.390	-2.83	0.83
10/06/2023	21.0	3500H~3970	3400	2.850	38.467	2.810	38.040	1.42	1.12
			3500	2.926	38.282	2.913	37.930	0.45	0.93
			3550	2.964	38.209	2.964	37.870	0.00	0.90
			3700	3.098	38.055	3.118	37.700	-0.64	0.94
			3750	3.134	38.028	3.169	37.640	-1.10	1.03
			3800	3.172	37.992	3.220	37.590	-1.49	1.07
			3900	3.243	37.831	3.233	37.470	0.31	0.96
			3970	3.300	37.700	3.394	37.390	-2.77	0.83
10/10/2023	23.4	3500H~3970	3400	2.850	38.467	2.810	38.040	1.42	1.12
			3500	2.926	38.281	2.913	37.930	0.45	0.93
			3550	2.963	38.208	2.964	37.870	-0.03	0.89
			3700	3.098	38.052	3.118	37.700	-0.64	0.93
			3750	3.133	38.028	3.169	37.640	-1.14	1.03
			3800	3.171	37.903	3.220	37.590	-1.52	0.83
			3900	3.244	37.828	3.233	37.470	0.34	0.96
			3970	3.300	37.698	3.394	37.390	-2.77	0.82

- Extremity

Table for Head Tissue Verification									
Date of Tests	Tissue Temp. (°C)	Tissue Type	Freq. (MHz)	Measured Conductivity σ (S/m)	Measured Dielectric Constant, ϵ	Target Conductivity σ (S/m)	Target Dielectric Constant, ϵ	% dev σ	% dev ϵ
09/14/2023	21.3	13H	12	0.744	54.310	0.750	55.000	-0.80	-1.25
			13	0.724	54.404	0.750	55.000	-3.47	-1.08
			14	0.756	54.310	0.750	55.000	0.80	-1.25

12.2 System Verification

Input Power: 50 mW

Freq.	Date	Probe	Dipole	Liquid	Amb. Temp.	Liquid Temp.	1 W Target SAR _{1g} (SPEAG)	50mW Measured SAR _{1g}	1 W Normalized SAR _{1g}	Deviation	Limit
[MHz]		(S/N)	(S/N)		[°C]	[°C]	[W/kg]	[W/kg]	[W/kg]	[%]	[%]
750	08/31/2023	3076	1014	Head	22.1	22.0	8.59	0.401	8.02	- 6.64	± 10
750	09/01/2023	3076		Head	21.5	21.4	8.59	0.400	8.00	- 6.87	± 10
835	09/01/2023	7654	4d165	Head	22.1	22.0	9.74	0.500	10.0	+ 2.67	± 10
835	10/08/2023	7654		Head	22.3	22.2	9.74	0.503	10.06	+ 3.29	± 10
835	09/04/2023	7654		Head	21.2	21.1	9.74	0.500	10.0	+ 2.67	± 10
835	10/07/2023	7654		Head	22.7	22.6	9.74	0.500	10.0	+ 2.67	± 10
835	09/04/2023	3076		Head	20.5	20.4	9.74	0.506	10.12	+ 3.90	± 10
835	09/22/2023	7309		Head	21.9	21.8	9.74	0.507	10.14	+ 4.11	± 10
1 800	09/08/2023	3076		2d015	Head	21.8	21.7	37.8	1.92	38.4	+ 1.59
1 800	09/05/2023	7732	Head		20.8	20.7	37.8	1.77	35.4	- 6.35	± 10
1 800	09/26/2023	7309	Head		20.6	20.5	37.8	2.01	40.2	+ 6.35	± 10
1 800	09/16/2023	7309	Head		21.5	21.4	37.8	2.05	41.0	+ 8.47	± 10
1 900	09/07/2023	3076	5d061	Head	22.3	22.2	38.9	2.05	41.0	+ 5.40	± 10
1 900	09/06/2023	3076		Head	20.8	20.7	38.9	2.05	41.0	+ 5.40	± 10
1 900	09/08/2023	7732		Head	21.1	21.0	38.9	1.95	39.0	+ 0.26	± 10
1 900	09/04/2023	7732		Head	20.2	20.1	38.9	1.96	39.2	+ 0.77	± 10
1 900	10/13/2023	7309		Head	22.7	22.6	38.9	2.04	40.8	+ 4.88	± 10
2 450	09/12/2023	7654	1049	Head	20.8	20.7	52.7	2.56	51.2	- 2.85	± 10
2 450	09/11/2023	7654		Head	21.8	21.7	52.7	2.53	50.6	- 3.98	± 10
2 450	09/07/2023	7654		Head	20.8	20.7	52.7	2.56	51.2	- 2.85	± 10
2 450	09/05/2023	7654		Head	21.4	21.3	52.7	2.45	49.0	- 7.02	± 10
2 600	09/06/2023	7732	1106	Head	20.1	20.0	55.6	2.79	55.8	+ 0.36	± 10
5 250	09/18/2023	7702	1317	Head	21.5	21.4	78.8	3.81	76.2	- 3.30	± 10
5 600	09/19/2023	7702		Head	21.4	21.3	81.2	3.90	78.0	- 3.94	± 10
5 750	09/18/2023	3797		Head	21.5	21.4	77.4	3.87	77.4	+ 0.00	± 10
5 800	09/19/2023	3797		Head	21.1	21.0	76.9	3.88	77.6	+ 0.91	± 10
5 250	09/05/2023	3797	1317	Head	22.3	22.2	78.8	4.03	80.6	+ 2.28	± 10
5 600	09/05/2023	3797		Head	22.3	22.2	81.2	4.08	81.6	+ 0.49	± 10
5 750	09/06/2023	3797		Head	21.9	21.8	77.4	3.62	72.4	- 6.46	± 10
5 800	09/06/2023	3797		Head	21.9	21.8	76.9	3.72	74.4	- 3.25	± 10

5G NR SUB 6

Input Power: 50 mW

Freq.	Date	Probe (S/N)	Dipole (S/N)	Liquid	Amb. Temp.	Liquid Temp.	1 W Target SAR _{1g} (SPEAG)	50mW Measured SAR _{1g}	1 W Normalized SAR _{1g}	Deviation	Limit
[MHz]					[°C]	[°C]	[W/kg]	[W/kg]	[W/kg]	[%]	[%]
835	09/06/2023	7654	4d165	Head	21.3	21.2	9.74	0.525	10.5	+ 7.80	± 10
835	10/04/2023	7732		Head	20.4	20.3	9.74	0.491	9.82	+ 0.82	± 10
1 800	09/27/2023	3903	2d015	Head	21.9	21.8	37.8	1.90	38.0	+ 0.53	± 10
1 800	09/28/2023	3903		Head	22.2	22.1	37.8	1.89	37.8	+ 0.00	± 10
1 900	09/25/2023	3903	5d061	Head	22.0	21.9	38.9	1.99	39.8	+ 2.31	± 10
1 900	09/26/2023	3903		Head	22.1	22.0	38.9	2.03	40.6	+ 4.37	± 10
2 600	10/15/2023	7370	1106	Head	20.6	20.5	55.6	2.72	54.4	- 2.16	± 10
2 600	10/16/2023	7370		Head	21.0	20.9	55.6	2.72	54.4	- 2.16	± 10
2 600	10/16/2023	7370		Head	21.0	20.9	55.6	2.72	54.4	- 2.16	± 10
2 600	10/16/2023	7370		Head	21.0	20.9	55.6	2.71	54.2	- 2.52	± 10
3 500	09/28/2023	7732	1040	Head	22.2	22.1	66.5	3.50	70.0	+ 5.26	± 10
3 500	10/05/2023	7732		Head	21.3	21.2	66.5	3.44	68.8	+ 3.46	± 10
3 500	10/06/2023	7732		Head	21.1	21.0	66.5	3.44	68.8	+ 3.46	± 10
3 500	10/10/2023	7732		Head	23.5	23.4	66.5	3.44	68.8	+ 3.46	± 10
3 700	09/28/2023	7732	1066	Head	22.2	22.1	67.9	3.62	72.4	+ 6.63	± 10
3 700	10/05/2023	7732		Head	21.3	21.2	67.9	3.48	69.6	+ 2.50	± 10
3 700	10/06/2023	7732		Head	21.1	21.0	67.9	3.48	69.6	+ 2.50	± 10
3 700	10/10/2023	7732		Head	23.5	23.4	67.9	3.47	69.4	+ 2.21	± 10
3 900	09/28/2023	7732	1019	Head	22.2	22.1	69.7	3.41	68.2	- 2.15	± 10
3 900	10/05/2023	7732		Head	21.3	21.2	69.7	3.30	66.0	- 5.31	± 10
3 900	10/06/2023	7732		Head	21.1	21.0	69.7	3.29	65.8	- 5.60	± 10
3 900	10/10/2023	7732		Head	23.5	23.4	69.7	3.31	66.2	- 5.02	± 10

System Verification Results – Extremity SAR

Input Power: 50 mW

Freq.	Date	Probe (S/N)	Dipole (S/N)	Liquid	Amb. Temp.	Liquid Temp.	1 W Target SAR _{10g} (SPEAG)	50mW Measured SAR _{10g}	1 W Normalized SAR _{10g}	Deviation	Limit
[MHz]					[°C]	[°C]	[W/kg]	[W/kg]	[W/kg]	[%]	[%]
13	09/14/2023	3076	1016	Head	21.4	21.3	0.353	0.018	0.36	+ 1.98	± 10
5 250	09/18/2023	7702	1317	Head	21.5	21.4	22.6	1.09	21.8	- 3.54	± 10
5 600	09/19/2023	7702		Head	21.4	21.3	23.0	1.10	22.0	- 4.35	± 10
5 800	09/19/2023	3797		Head	21.1	21.0	21.8	1.09	21.8	+ 0.00	± 10
5 250	09/05/2023	3797	1317	Head	22.3	22.2	22.6	1.15	23.0	+ 1.77	± 10
5 600	09/05/2023	3797		Head	22.3	22.2	23.0	1.16	23.2	+ 0.87	± 10
5 800	09/06/2023	3797		Head	21.9	21.8	21.8	1.05	21.0	- 3.67	± 10

12.3 System Verification Procedure

SAR measurement was prior to assessment, the system is verified to the ± 10 % of the specifications at each frequency Band by using the system verification kit. (Graphic Plots Attached)

- Cabling the system, using the verification kit equipment.
- Generate about 50 mW Input level from the signal generator to the Dipole Antenna.
- Dipole antenna was placed below the flat phantom.
- The measured one-gram SAR at the surface of the phantom above the dipole feed-point should be within 10 % of the target reference value.
- The results are normalized to 1 W input power.

Note;

SAR Verification was performed according to the FCC KDB 865664 D01v01r04.

13. SAR Test Data Summary

13.1 SAR Measurement Results

GSM 850 Head SAR- MAIN1(Ant A)												
Frequency		Mode	Tune-Up Limit	Meas. Power	Power Drift	Test Position	Duty Cycle	Ant. State	Meas. SAR	Scaling Factor	Scaled SAR	Plot No.
MHz	Ch.											
836.6	190	GSM	34	32.67	-0.14	Left Cheek	1:8.3		0.033	1.358	0.045	-
836.6	190	GSM	34	32.67	0.12	Left Tilt	1:8.3		0.025	1.358	0.034	-
836.6	190	GSM	34	32.67	-0.10	Right Cheek	1:8.3		0.040	1.358	0.054	-
836.6	190	GSM	34	32.67	0.10	Right Tilt	1:8.3		0.019	1.358	0.026	-
836.6	190	GPRS 3TX	30	29.40	-0.14	Left Cheek	1:2.77		0.061	1.148	0.070	-
836.6	190	GPRS 3TX	30	29.40	-0.17	Left Tilt	1:2.77		0.042	1.148	0.048	-
836.6	190	GPRS 3TX	30	29.40	-0.10	Right Cheek	1:2.77		0.075	1.148	0.086	A1
836.6	190	GPRS 3TX	30	29.40	-0.15	Right Tilt	1:2.77		0.039	1.148	0.045	-
ANSI/ IEEE C95.1 - 2005- Safety Limit Spatial Peak Uncontrolled Exposure/ General Population						Head 1.6 W/kg Averaged over 1 gram						

GSM 850 Head SAR (RCV-On) - SUB1(Ant E)												
Frequency		Mode	Tune-Up Limit	Meas. Power	Power Drift	Test Position	Duty Cycle	Ant. State	Meas. SAR	Scaling Factor	Scaled SAR	Plot No.
MHz	Ch.											
836.6	190	GSM	29	28.64	-0.00	Left Cheek	1:8.3		0.614	1.086	0.667	A2
836.6	190	GSM	29	28.64	-0.05	Left Tilt	1:8.3		0.451	1.086	0.490	-
836.6	190	GSM	29	28.64	0.03	Right Cheek	1:8.3		0.429	1.086	0.466	-
836.6	190	GSM	29	28.64	-0.11	Right Tilt	1:8.3		0.361	1.086	0.392	-
836.6	190	GPRS 3TX	24	23.44	0.03	Left Cheek	1:2.77		0.457	1.138	0.520	-
836.6	190	GPRS 3TX	24	23.44	-0.15	Left Tilt	1:2.77		0.393	1.138	0.447	-
836.6	190	GPRS 3TX	24	23.44	0.12	Right Cheek	1:2.77		0.336	1.138	0.382	-
836.6	190	GPRS 3TX	24	23.44	0.01	Right Tilt	1:2.77		0.333	1.138	0.379	-
ANSI/ IEEE C95.1 - 2005- Safety Limit Spatial Peak Uncontrolled Exposure/ General Population						Head 1.6 W/kg Averaged over 1 gram						

GSM 1900 Head SAR- MAIN1(Ant A)												
Frequency		Mode	Tune-Up Limit	Meas. Power	Power Drift	Test Position	Duty Cycle	Ant. State	Meas. SAR	Scaling Factor	Scaled SAR	Plot No.
Mhz	Ch.		(dB)	(dB)	(dB)				(W/kg)		(W/kg)	
1 880	661	GSM	29.0	27.88	0.15	Left Cheek	1:8.3		0.083	1.294	0.107	A3
1 880	661	GSM	29.0	27.88	0.19	Left Tilt	1:8.3		0.031	1.294	0.040	-
1 880	661	GSM	29.0	27.88	-0.13	Right Cheek	1:8.3		0.032	1.294	0.041	-
1 880	661	GSM	29.0	27.88	-0.10	Right Tilt	1:8.3		0.029	1.294	0.038	-
1 880	661	GPRS 1Tx	29.0	28.25	0.03	Left Cheek	1:8.3		0.089	1.189	0.106	-
1 880	661	GPRS 1Tx	29.0	28.25	0.15	Left Tilt	1:8.3		0.035	1.189	0.042	-
1 880	661	GPRS 1Tx	29.0	28.25	-0.08	Right Cheek	1:8.3		0.035	1.189	0.042	-
1 880	661	GPRS 1Tx	29.0	28.25	0.01	Right Tilt	1:8.3		0.032	1.189	0.038	-
ANSI/ IEEE C95.1 - 2005– Safety Limit Spatial Peak Uncontrolled Exposure/ General Population						Head 1.6 W/kg Averaged over 1 gram						

UMTS Band 5 Head SAR- MAIN1(Ant A)												
Frequency		Mode	Tune-Up Limit	Meas. Power	Power Drift	Test Position	Duty Cycle	Ant. State	Meas. SAR	Scaling Factor	Scaled SAR	Plot No.
Mhz	Ch.		(dB)	(dB)	(dB)				(W/kg)		(W/kg)	
836.6	4183	RMC	25.0	24.41	0.00	Left Cheek	1:1		0.050	1.146	0.057	-
836.6	4183	RMC	25.0	24.41	0.01	Left Tilt	1:1		0.028	1.146	0.032	-
836.6	4183	RMC	25.0	24.41	-0.10	Right Cheek	1:1		0.058	1.146	0.066	A4
836.6	4183	RMC	25.0	24.41	0.14	Right Tilt	1:1		0.020	1.146	0.023	-
ANSI/ IEEE C95.1 - 2005– Safety Limit Spatial Peak Uncontrolled Exposure/ General Population						Head 1.6 W/kg Averaged over 1 gram						

UMTS Band 5 Head SAR (RCV-On) - SUB1(Ant E)												
Frequency		Mode	Tune-Up Limit	Meas. Power	Power Drift	Test Position	Duty Cycle	Ant. State	Meas. SAR	Scaling Factor	Scaled SAR	Plot No.
Mhz	Ch.		(dB)	(dB)	(dB)				(W/kg)		(W/kg)	
836.6	4183	RMC	19.5	18.81	-0.17	Left Cheek	1:1		0.558	1.172	0.654	A5
836.6	4183	RMC	19.5	18.81	-0.16	Left Tilt	1:1		0.449	1.172	0.526	-
836.6	4183	RMC	19.5	18.81	-0.13	Right Cheek	1:1		0.367	1.172	0.430	-
836.6	4183	RMC	19.5	18.81	-0.17	Right Tilt	1:1		0.330	1.172	0.180	-
ANSI/ IEEE C95.1 - 2005– Safety Limit Spatial Peak Uncontrolled Exposure/ General Population						Head 1.6 W/kg Averaged over 1 gram						

UMTS Band 4 Head SAR- MAIN1(Ant A)

Frequency		Mode	Tune-Up Limit	Meas. Power	Power Drift	Test Position	Duty Cycle	Ant. State	Meas. SAR	Scaling Factor	Scaled SAR	Plot No.
Mhz	Ch.		(dB)	(dB)	(dB)				(W/kg)		(W/kg)	
1 732.4	1412	RMC	24.0	22.62	0.15	Left Cheek	1:1		0.071	1.374	0.098	A6
1 732.4	1412	RMC	24.0	22.62	0.04	Left Tilt	1:1		0.047	1.374	0.065	-
1 732.4	1412	RMC	24.0	22.62	0.13	Right Cheek	1:1		0.065	1.374	0.089	-
1 732.4	1412	RMC	24.0	22.62	0.16	Right Tilt	1:1		0.066	1.374	0.091	-
ANSI/ IEEE C95.1 - 2005- Safety Limit Spatial Peak Uncontrolled Exposure/ General Population							Head 1.6 W/kg Averaged over 1 gram					

UMTS Band 2 Head SAR- MAIN1(Ant A)

Frequency		Mode	Tune-Up Limit	Meas. Power	Power Drift	Test Position	Duty Cycle	Ant. State	Meas. SAR	Scaling Factor	Scaled SAR	Plot No.
Mhz	Ch.		(dB)	(dB)	(dB)				(W/kg)		(W/kg)	
1 880	9400	RMC	24.0	22.62	0.19	Left Cheek	1:1		0.100	1.374	0.137	A7
1 880	9400	RMC	24.0	22.62	0.13	Left Tilt	1:1		0.047	1.374	0.065	-
1 880	9400	RMC	24.0	22.62	0.17	Right Cheek	1:1		0.041	1.374	0.056	-
1 880	9400	RMC	24.0	22.62	-0.02	Right Tilt	1:1		0.045	1.374	0.062	-
ANSI/ IEEE C95.1 - 2005- Safety Limit Spatial Peak Uncontrolled Exposure/ General Population							Head 1.6 W/kg Averaged over 1 gram					

LTE FDD Band 2 Head SAR (RCV-On) - SUB2(Ant F)

Frequency		Mode	Band width (Mhz)	Tune-Up Limit	Meas. Power	Power Drift	Test Position	MPR	RB	RB	Duty Cycle	Ant. State	Meas. SAR	Scaling Factor	Scaled SAR	Plot No.
Mhz	Ch.			(dBm)	(dBm)	(dB)		(dB)	Size	offset			(W/kg)		(W/kg)	
1 880	18900	QPSK	20	18.0	16.45	-0.00	Left Cheek	0	1	49	1:1		0.333	1.429	0.476	-
1 860	18700	QPSK	20	18.0	16.49	-0.01	Left Cheek	0	50	0	1:1		0.373	1.416	0.528	-
1 880	18900	QPSK	20	18.0	16.45	-0.18	Left Tilt	0	1	49	1:1		0.427	1.429	0.610	-
1 860	18700	QPSK	20	18.0	16.49	-0.06	Left Tilt	0	50	0	1:1		0.450	1.416	0.637	-
1 880	18900	QPSK	20	18.0	16.45	-0.00	Right Cheek	0	1	49	1:1		0.483	1.429	0.690	-
1 860	18700	QPSK	20	18.0	16.49	-0.02	Right Cheek	0	50	0	1:1		0.543	1.416	0.769	A8
1 880	18900	QPSK	20	18.0	16.45	0.02	Right Tilt	0	1	49	1:1		0.510	1.429	0.729	-
1 860	18700	QPSK	20	18.0	16.49	0.01	Right Tilt	0	50	0	1:1		0.532	1.416	0.753	-
ANSI/ IEEE C95.1 - 2005- Safety Limit Spatial Peak Uncontrolled Exposure/ General Population							Head 1.6 W/kg Averaged over 1 gram									

LTE FDD Band 12 Head SAR- MAIN1(Ant A)

Frequency		Mode	Band width	Tune-Up Limit	Meas. Power	Power Drift	Test Position	MPR	RB Size	RB offset	Duty Cycle	Ant. State	Meas. SAR	Scaling Factor	Scaled SAR	Plot No.
Mhz	Ch.															
707.5	23095	QPSK	10	25	23.96	0.13	Left Cheek	0	1	0	1:1		0.083	1.271	0.105	-
707.5	23095	QPSK	10	24	22.98	0.11	Left Cheek	1	25	0	1:1		0.069	1.265	0.087	-
707.5	23095	QPSK	10	25	23.96	0.13	Left Tilt	0	1	0	1:1		0.049	1.271	0.062	-
707.5	23095	QPSK	10	24	22.98	0.10	Left Tilt	1	25	0	1:1		0.039	1.265	0.049	-
707.5	23095	QPSK	10	25	23.96	0.14	Right Cheek	0	1	0	1:1		0.098	1.271	0.125	A9
707.5	23095	QPSK	10	24	22.98	0.09	Right Cheek	1	25	0	1:1		0.083	1.265	0.105	-
707.5	23095	QPSK	10	25	23.96	0.15	Right Tilt	0	1	0	1:1		0.054	1.271	0.069	-
707.5	23095	QPSK	10	24	22.98	0.09	Right Tilt	1	25	0	1:1		0.045	1.265	0.057	-
ANSI/ IEEE C95.1 - 2005- Safety Limit Spatial Peak Uncontrolled Exposure/ General Population							Head 1.6 W/kg Averaged over 1 gram									

LTE FDD Band 13 Head SAR- MAIN1(Ant A)

Frequency		Mode	Band width	Tune-Up Limit	Meas. Power	Power Drift	Test Position	MPR	RB Size	RB offset	Duty Cycle	Ant. State	Meas. SAR	Scaling Factor	Scaled SAR	Plot No.
Mhz	Ch.															
782	23230	QPSK	10	25	24.10	0.13	Left Cheek	0	1	0	1:1		0.082	1.230	0.101	-
782	23230	QPSK	10	24	23.10	0.16	Left Cheek	1	25	0	1:1		0.065	1.230	0.080	-
782	23230	QPSK	10	25	24.10	0.06	Left Tilt	0	1	0	1:1		0.048	1.230	0.059	-
782	23230	QPSK	10	24	23.10	0.14	Left Tilt	1	25	0	1:1		0.041	1.230	0.050	-
782	23230	QPSK	10	25	24.10	0.14	Right Cheek	0	1	0	1:1		0.096	1.230	0.118	A10
782	23230	QPSK	10	24	23.10	0.06	Right Cheek	1	25	0	1:1		0.076	1.230	0.093	-
782	23230	QPSK	10	25	24.10	0.04	Right Tilt	0	1	0	1:1		0.049	1.230	0.060	-
782	23230	QPSK	10	24	23.10	0.13	Right Tilt	1	25	0	1:1		0.038	1.230	0.047	-
ANSI/ IEEE C95.1 - 2005- Safety Limit Spatial Peak Uncontrolled Exposure/ General Population							Head 1.6 W/kg Averaged over 1 gram									

LTE FDD Band 25 Head SAR- MAIN1(Ant A)

Frequency		Mode	Band width	Tune-Up Limit	Meas. Power	Power Drift	Test Position	MPR	RB Size	RB offset	Duty Cycle	Ant. State	Meas. SAR	Scaling Factor	Scaled SAR	Plot No.
Mhz	Ch.															
1 882.5	26365	QPSK	20	24.0	22.70	0.07	Left Cheek	0	1	0	1:1		0.102	1.349	0.138	A11
1 860.0	26140	QPSK	20	23.0	21.73	0.12	Left Cheek	1	50	0	1:1		0.078	1.340	0.105	-
1 882.5	26365	QPSK	20	24.0	22.70	-0.16	Left Tilt	0	1	0	1:1		0.033	1.349	0.045	-
1 860.0	26140	QPSK	20	23.0	21.73	0.18	Left Tilt	1	50	0	1:1		0.029	1.340	0.039	-
1 882.5	26365	QPSK	20	24.0	22.70	0.19	Right Cheek	0	1	0	1:1		0.068	1.349	0.092	-
1 860.0	26140	QPSK	20	23.0	21.73	0.16	Right Cheek	1	50	0	1:1		0.042	1.340	0.056	-
1 882.5	26365	QPSK	20	24.0	22.70	0.10	Right Tilt	0	1	0	1:1		0.050	1.349	0.067	-
1 860.0	26140	QPSK	20	23.0	21.73	0.12	Right Tilt	1	50	0	1:1		0.037	1.340	0.050	-
ANSI/ IEEE C95.1 - 2005- Safety Limit Spatial Peak Uncontrolled Exposure/ General Population							Head 1.6 W/kg Averaged over 1 gram									

LTE FDD Band 26 Head SAR- MAIN1(Ant A)

Frequency		Mode	Band width	Tune-Up Limit	Meas. Power	Power Drift	Test Position	MPR	RB Size	RB offset	Duty Cycle	Ant. State	Meas. SAR	Scaling Factor	Scaled SAR	Plot No.
Mhz	Ch.															
831.5	26865	QPSK	15	25	24.14	0.07	Left Cheek	0	1	0	1:1		0.074	1.219	0.090	-
831.5	26865	QPSK	15	24	23.14	0.15	Left Cheek	1	36	0	1:1		0.057	1.219	0.069	-
831.5	26865	QPSK	15	25	24.14	0.08	Left Tilt	0	1	0	1:1		0.045	1.219	0.055	-
831.5	26865	QPSK	15	24	23.14	0.11	Left Tilt	1	36	0	1:1		0.035	1.219	0.043	-
831.5	26865	QPSK	15	25	24.14	0.11	Right Cheek	0	1	0	1:1		0.091	1.219	0.111	A12
831.5	26865	QPSK	15	24	23.14	0.18	Right Cheek	1	36	0	1:1		0.068	1.219	0.083	-
831.5	26865	QPSK	15	25	24.14	0.14	Right Tilt	0	1	0	1:1		0.048	1.219	0.059	-
831.5	26865	QPSK	15	24	23.14	0.11	Right Tilt	1	36	0	1:1		0.035	1.219	0.043	-
ANSI/ IEEE C95.1 - 2005- Safety Limit Spatial Peak Uncontrolled Exposure/ General Population								Head 1.6 W/kg Averaged over 1 gram								

LTE FDD Band 26 Head SAR (RCV-On) - SUB1(Ant E)

Frequency		Mode	Band width	Tune-Up Limit	Meas. Power	Power Drift	Test Position	MPR	RB Size	RB offset	Duty Cycle	Ant. State	Meas. SAR	Scaling Factor	Scaled SAR	Plot No.
Mhz	Ch.															
831.5	26865	QPSK	15	20.5	19.70	-0.13	Left Cheek	0	1	0	1:1		0.553	1.202	0.665	A13
831.5	26865	QPSK	15	20.5	19.71	-0.00	Left Cheek	0	36	0	1:1		0.546	1.199	0.655	-
831.5	26865	QPSK	15	20.5	19.70	-0.07	Left Tilt	0	1	0	1:1		0.450	1.202	0.541	-
831.5	26865	QPSK	15	20.5	19.71	0.01	Left Tilt	0	36	0	1:1		0.455	1.199	0.546	-
831.5	26865	QPSK	15	20.5	19.70	-0.19	Right Cheek	0	1	0	1:1		0.310	1.202	0.373	-
831.5	26865	QPSK	15	20.5	19.71	0.10	Right Cheek	0	36	0	1:1		0.234	1.199	0.281	-
831.5	26865	QPSK	15	20.5	19.70	0.16	Right Tilt	0	1	0	1:1		0.154	1.202	0.185	-
831.5	26865	QPSK	15	20.5	19.71	0.05	Right Tilt	0	36	0	1:1		0.146	1.199	0.175	-
ANSI/ IEEE C95.1 - 2005- Safety Limit Spatial Peak Uncontrolled Exposure/ General Population								Head 1.6 W/kg Averaged over 1 gram								

LTE TDD Band 41 (Power Class 3) Head SAR- MAIN2(Ant B)

Frequency		Mode	Band width	Tune-Up Limit	Meas. Power	Power Drift	Test Position	MPR	RB Size	RB offset	Duty Cycle	Ant. State	Meas. SAR	Scaling Factor	Scaled SAR	Plot No.
Mhz	Ch.															
2 636.5	41055	QPSK	20	24.0	23.74	-0.05	Left Cheek	0	1	49	1:1.58		0.110	1.062	0.117	-
2 636.5	41055	QPSK	20	23.0	21.66	0.00	Left Cheek	1	50	0	1:1.58		0.056	1.361	0.076	-
2 636.5	41055	QPSK	20	24.0	23.74	0.12	Left Tilt	0	1	49	1:1.58		0.014	1.062	0.015	-
2 636.5	41055	QPSK	20	23.0	21.66	0.15	Left Tilt	1	50	0	1:1.58		0.00836	1.361	0.011	-
2 636.5	41055	QPSK	20	24.0	23.74	0.00	Right Cheek	0	1	49	1:1.58		0.048	1.062	0.051	-
2 636.5	41055	QPSK	20	23.0	21.66	0.00	Right Cheek	1	50	0	1:1.58		0.026	1.361	0.035	-
2 636.5	41055	QPSK	20	24.0	23.74	0.14	Right Tilt	0	1	49	1:1.58		0.022	1.062	0.023	-
2 636.5	41055	QPSK	20	23.0	21.66	0.17	Right Tilt	1	50	0	1:1.58		0.012	1.361	0.016	-
2 636.5	41055	QPSK	20	26.5	25.60	0.18	Left Cheek	0	1	49	1:2.31		0.107	1.230	0.132	A14**
ANSI/ IEEE C95.1 - 2005- Safety Limit Spatial Peak Uncontrolled Exposure/ General Population								Head 1.6 W/kg Averaged over 1 gram								

Note: ** Data entry indicate LTE 41 Power Class 2(HPUE)

LTE FDD Band 66 Head SAR - MAIN1(Ant A)

Frequency		Mode	Band width	Tune-Up Limit	Meas. Power	Power Drift	Test Position	MPR	RB	RB	Duty Cycle	Ant. State	Meas. SAR	Scaling Factor	Scaled SAR	Plot No.
Mhz	Ch.								(MHz)	(dBm)						
1 720	132072	QPSK	20	24.0	23.02	0.15	Left Cheek	0	1	49	1:1		0.087	1.253	0.109	A15
1 720	132072	QPSK	20	23.0	21.99	0.13	Left Cheek	1	50	0	1:1		0.083	1.262	0.105	-
1 720	132072	QPSK	20	24.0	23.02	0.01	Left Tilt	0	1	49	1:1		0.039	1.253	0.049	-
1 720	132072	QPSK	20	23.0	21.99	0.11	Left Tilt	1	50	0	1:1		0.044	1.262	0.056	-
1 720	132072	QPSK	20	24.0	23.02	0.10	Right Cheek	0	1	49	1:1		0.054	1.253	0.068	-
1 720	132072	QPSK	20	23.0	21.99	0.18	Right Cheek	1	50	0	1:1		0.049	1.262	0.062	-
1 720	132072	QPSK	20	24.0	23.02	-0.12	Right Tilt	0	1	49	1:1		0.048	1.253	0.060	-
1 720	132072	QPSK	20	23.0	21.99	0.11	Right Tilt	1	50	0	1:1		0.046	1.262	0.058	-
ANSI/ IEEE C95.1 - 2005– Safety Limit Spatial Peak Uncontrolled Exposure/ General Population								Head 1.6 W/kg Averaged over 1 gram								

LTE FDD Band 66 Head SAR (RCV-On) – SUB2(Ant F)

Frequency		Mode	Band width	Tune-Up Limit	Meas. Power	Power Drift	Test Position	MPR	RB	RB	Duty Cycle	Ant. State	Meas. SAR	Scaling Factor	Scaled SAR	Plot No.
Mhz	Ch.								(MHz)	(dBm)						
1 720	132072	QPSK	20	18	17.71	-0.05	Left Cheek	0	1	49	1:1		0.440	1.069	0.470	-
1 720	132072	QPSK	20	18	17.65	-0.03	Left Cheek	0	50	0	1:1		0.450	1.084	0.488	-
1 720	132072	QPSK	20	18	17.71	-0.02	Left Tilt	0	1	49	1:1		0.517	1.069	0.553	-
1 720	132072	QPSK	20	18	17.65	-0.03	Left Tilt	0	50	0	1:1		0.527	1.084	0.571	-
1 720	132072	QPSK	20	18	17.71	-0.02	Right Cheek	0	1	49	1:1		0.739	1.069	0.790	-
1 720	132072	QPSK	20	18	17.65	0.04	Right Cheek	0	50	0	1:1		0.703	1.084	0.762	-
1 720	132072	QPSK	20	18	17.71	0.03	Right Tilt	0	1	49	1:1		0.708	1.069	0.757	-
1 720	132072	QPSK	20	18	17.65	-0.02	Right Tilt	0	50	0	1:1		0.738	1.084	0.800	-
1 745	132322	QPSK	20	18	17.56	0.02	Right Tilt	0	50	0	1:1		0.799	1.107	0.884	-
1 770	132572	QPSK	20	18	17.50	-0.07	Right Tilt	0	50	49	1:1		0.791	1.122	0.888	A16
1 720	132072	QPSK	20	18	17.63	0.03	Right Tilt	0	100	0	1:1		0.758	1.089	0.825	-
ANSI/ IEEE C95.1 - 2005– Safety Limit Spatial Peak Uncontrolled Exposure/ General Population								Head- 1.6 W/kg Averaged over 1 gram								

NR FDD Band n5 (Cell) Head SAR- MAIN1(Ant A)

Frequency		Modulation	Band width	Tune-Up Limit	Meas. Power	Power Drift	Test Position	MPR	RB Size	RB offset	Duty Cycle	Ant. State	Meas. SAR	Scaling Factor	Scaled SAR	Plot No.
Mhz	Ch.		(Mhz)	(dBm)	(dBm)	(dB)		(dB)	(dB)					(W/kg)		
836.5	167300	DFT-s OFDM QPSK	20	25.0	23.70	-0.12	Left Cheek	0	1	53	1:1		0.042	1.349	0.057	-
836.5	167300	DFT-s OFDM QPSK	20	25.0	23.65	0.16	Left Cheek	0	50	28	1:1		0.041	1.365	0.056	-
836.5	167300	DFT-s OFDM QPSK	20	25.0	23.70	0.02	Left Tilt	0	1	53	1:1		0.027	1.349	0.036	-
836.5	167300	DFT-s OFDM QPSK	20	25.0	23.65	-0.02	Left Tilt	0	50	28	1:1		0.026	1.365	0.035	-
836.5	167300	DFT-s OFDM QPSK	20	25.0	23.70	-0.07	Right Cheek	0	1	53	1:1		0.055	1.349	0.074	A17
836.5	167300	DFT-s OFDM QPSK	20	25.0	23.65	0.14	Right Cheek	0	50	28	1:1		0.052	1.365	0.071	-
836.5	167300	DFT-s OFDM QPSK	20	25.0	23.70	-0.16	Right Tilt	0	1	53	1:1		0.023	1.349	0.031	-
836.5	167300	DFT-s OFDM QPSK	20	25.0	23.65	0.16	Right Tilt	0	50	28	1:1		0.019	1.365	0.026	-
836.5	167300	CP QPSK	20	23.5	22.11	-0.14	Right Cheek	1.5	1	1	1:1		0.042	1.377	0.058	-
ANSI/ IEEE C95.1 - 2005– Safety Limit Spatial Peak Uncontrolled Exposure/ General Population							Head 1.6 W/kg Averaged over 1 gram									

NR FDD Band n5 (Cell) Head SAR (RCV-On) - SUB1(Ant E)

Frequency		Modulation	Band width	Tune-Up Limit	Meas. Power	Power Drift	Test Position	MPR	RB Size	RB offset	Duty Cycle	Ant. State	Meas. SAR	Scaling Factor	Scaled SAR	Plot No.
Mhz	Ch.		(Mhz)	(dBm)	(dBm)	(dB)		(dB)	(dB)					(W/kg)		
836.5	167300	DFT-s OFDM QPSK	20	21	20.37	-0.09	Left Cheek	0	1	1	1:1		0.649	1.156	0.750	-
836.5	167300	DFT-s OFDM QPSK	20	21	20.28	0.04	Left Cheek	0	50	0	1:1		0.645	1.180	0.761	A18
836.5	167300	DFT-s OFDM QPSK	20	21	20.37	-0.08	Left Tilt	0	1	1	1:1		0.568	1.156	0.657	-
836.5	167300	DFT-s OFDM QPSK	20	21	20.28	-0.04	Left Tilt	0	50	0	1:1		0.567	1.180	0.669	-
836.5	167300	DFT-s OFDM QPSK	20	21	20.37	-0.11	Right Cheek	0	1	1	1:1		0.469	1.156	0.542	-
836.5	167300	DFT-s OFDM QPSK	20	21	20.28	-0.17	Right Cheek	0	50	0	1:1		0.468	1.180	0.552	-
836.5	167300	DFT-s OFDM QPSK	20	21	20.37	0.06	Right Tilt	0	1	1	1:1		0.388	1.156	0.449	-
836.5	167300	DFT-s OFDM QPSK	20	21	20.28	-0.03	Right Tilt	0	50	0	1:1		0.392	1.180	0.463	-
836.5	167300	CP QPSK	20	21	20.22	-0.16	Left Cheek	0	1	1	1:1		0.590	1.197	0.706	-
ANSI/ IEEE C95.1 - 2005– Safety Limit Spatial Peak Uncontrolled Exposure/ General Population							Head 1.6 W/kg Averaged over 1 gram									