



HCT Co., Ltd.
 74, Seoicheon-ro 578beon-gil, Majang-myeon, Icheon-si, Gyeonggi-do, 17383 KOREA
 Tel. +82 31 634 6300 Fax. +82 31 645 6401

6-8 GHz RF Exposure Report

Applicant Name:
SAMSUNG Electronics Co., Ltd.
 129, Samsung-ro, Yeongtong-gu, Suwon-Si, Gyeonggi-do, 16677 Rep. of Korea

Date of Issue: Oct. 18, 2023
Test Report No.: HCT-SR-2310-FC004
Test Site: HCT CO., LTD.

FCC ID:

A3LSMS926B

Equipment Type: Mobile Phone
Application Type: Certification
FCC Rule Part(s): CFR §2.1093
Model Name: SM-S926B/DS
Additional Model Name: SM-S926B
Date of Test: Sep. 13, 2023 ~ Oct. 13, 2023

| Band | Tx. Frequency | SAR 1g/10g | | | APD (4 cm ²) | | | PD |
|------------|-------------------|------------|----------|-----------|--------------------------|----------|-----------|----------------------------|
| | | Head | Body | Phablet | Head | Body | Phablet | 4 cm ² |
| | (MHz) | 1g(W/kg) | 1g(W/kg) | 10g(W/kg) | 1g(W/kg) | 1g(W/kg) | 10g(W/kg) | psPD (mW/cm ²) |
| WIFI 6 GHz | 5 925 - 7 115 | 0.15 | <0.1 | 0.33 | <0.1 | <0.1 | 0.72 | 0.68 |
| UWB | 6 489.6 - 7 987.2 | N/A | N/A | <0.1 | N/A | N/A | <0.1 | <0.1 |

I attest to the accuracy of data. All measurements reported herein were performed by me or were made under my supervision and are correct to the best of my knowledge and belief. I assume full responsibility for the completeness of these measurements and vouch for the qualifications of all persons taking them.

Tested By

Jin Wook, Ko
 Test Engineer
 SAR Team
 Certification Division

Reviewed By

Yun Jeang, Heo
 Technical Manager
 SAR Team
 Certification Division

This report only responds to the tested sample and may not be reproduced, except in full, without written approval of the HCT Co., Ltd.

REVISION HISTORY

The revision history for this test report is shown in table.

| Revision No. | Date of Issue | Description |
|--------------|---------------|-----------------|
| 0 | Oct. 18, 2023 | Initial Release |

This test results were applied only to the test methods required by the standard.

Table of Contents

| | |
|---|-----|
| REVISION HISTORY | 2 |
| 1. Test Regulations..... | 4 |
| 2. Test Location | 5 |
| 3. Information of the EUT..... | 6 |
| 4. Device Under Test Description | 6 |
| 5. Limits | 24 |
| 6. RF Conducted Powers | 25 |
| 7. System Verification | 27 |
| 8. SAR Test Data Summary | 30 |
| 9. Measurement Uncertainty | 41 |
| 10. SAR Test Equipment | 43 |
| 11. Conclusion | 44 |
| 12. References | 45 |
| Appendix A. – DUT Ant. Information & SETUP PHOTO..... | 47 |
| Appendix B. – SAR Test Plots..... | 48 |
| Appendix C. – Dipole Verification Plots | 63 |
| Appendix D. – Probe Calibration Data | 69 |
| Appendix E. – Dipole Calibration Data..... | 157 |

1. Test Regulations

FCC RF Exposure evaluation of U-NII 6 -7 GHz Band of this device were measured by referring to the interim procedures in TCB Workshop document of Oct 2020, IEC/IEEE 62209-1528:2020 and also the App Note of SPEAG, the manufacturer of measuring equipment.

SAR Testing was performed using 6.5 GHz SAR Probe calibration factor according to FCC TCBC Document.

November 2017, October 2018, April 2019, November 2019, October 2020 TCBC Workshop Notes.

SPEAG DASY6 System Handbook

SPEAG DASY6 Application Note (Interim Procedures for Operating at 6 -10GHz) (Nov 2021)

IEEE 1528-2013

IEC TR 63170:2018

IEC 62479:2010

IEC/IEEE 63195-1:2022

FCC KDB 865664 D02 v01r02

FCC KDB 648474 D04 v01r03

FCC KDB 248227 D01 v02r02

FCC KDB 447498 D04 v01

FCC KDB 865664 D01 v01r04

FCC KDB 941225 D07 v01r02

April 2019 TCB Workshop

2. Test Location

2.1 Test Laboratory

| | |
|---------------------|---|
| Company Name | HCT Co., Ltd. |
| Address | 74, Seoicheon-ro 578beon-gil, Majang-myeon, Icheon-si, Gyeonggi-do, 17383 KOREA |
| Telephone | 031-645-6300 |
| Fax. | 031-645-6401 |

2.2 Test Facilities

Our laboratories are accredited and approved by the following approval agencies according to ISO/IEC 17025.

| | |
|--------------|---|
| Korea | National Radio Research Agency (Designation No. KR0032) |
| | KOLAS (Testing No. KT197) |

3. Information of the EUT

3.1 General Information of the EUT

| | |
|------------------------------|-------------------------------|
| Equipment Type | Mobile Phone |
| FCC ID | A3LSMS926B |
| Model Name | SM-S926B/DS |
| Additional Model Name | SM-S926B |
| Application Type | Certification |
| Applicant | SAMSUNG Electronics Co., Ltd. |

4. Device Under Test Description

4.1 DUT specification

| Band & Mode | Tx Frequency |
|------------------------|---------------------------|
| U-NII-5 | 5 925 MHz – 6 425 MHz |
| U-NII-6 | 6 425 MHz – 6 525 MHz |
| U-NII-7 | 6 525 MHz – 6 875 MHz |
| U-NII-8 | 6 875 MHz – 7 115 MHz |
| UWB | 6 489.6 MHz – 7 987.2 MHz |

4.2 Nominal and Maximum Output Power Specifications

SAR values were scaled to the maximum allowed power to determine compliance per KDB publication 447498 D04v01.

4.2.1 Maximum 6 GHz WIFI output power

a. Maximum Power (Pmax)

| Mode | Band | SISO(ANT1=ANT2) | | | | | | MIMO | | | | | | |
|------------------------|---------|-----------------|---|---|---|----|--------|------|---|---|---|----|--------|----|
| | | a | b | g | n | ac | ax(SU) | a | b | g | n | ac | ax(SU) | |
| 6GHz - SP (20MHz) | U-NII-5 | 9 | | | | | 9 | 12 | | | | | | 12 |
| | U-NII-6 | | | | | | | | | | | | | |
| | U-NII-7 | 9 | | | | | 9 | 12 | | | | | | 12 |
| | U-NII-8 | | | | | | | | | | | | | |
| 6GHz - SP (40MHz) | U-NII-5 | | | | | | 9 | | | | | | | 12 |
| | U-NII-6 | | | | | | | | | | | | | |
| | U-NII-7 | | | | | | 9 | | | | | | | 12 |
| | U-NII-8 | | | | | | | | | | | | | |
| 6GHz - SP (80MHz) | U-NII-5 | | | | | | 9 | | | | | | | 12 |
| | U-NII-6 | | | | | | | | | | | | | |
| | U-NII-7 | | | | | | 9 | | | | | | | 12 |
| | U-NII-8 | | | | | | | | | | | | | |
| 6GHz - SP (160MHz) | U-NII-5 | | | | | | 9 | | | | | | | 12 |
| | U-NII-6 | | | | | | | | | | | | | |
| | U-NII-7 | | | | | | 9 | | | | | | | 12 |
| | U-NII-8 | | | | | | | | | | | | | |
| 6GHz - LPI (20MHz) | U-NII-5 | 9 | | | | | 9 | 12 | | | | | | 12 |
| | U-NII-6 | 9 | | | | | 9 | 12 | | | | | | 12 |
| | U-NII-7 | 9 | | | | | 9 | 12 | | | | | | 12 |
| | U-NII-8 | 9 | | | | | 9 | 12 | | | | | | 12 |
| 6GHz - LPI (40MHz) | U-NII-5 | | | | | | 9 | | | | | | | 12 |
| | U-NII-6 | | | | | | 9 | | | | | | | 12 |
| | U-NII-7 | | | | | | 9 | | | | | | | 12 |
| | U-NII-8 | | | | | | 9 | | | | | | | 12 |
| 6GHz - LPI (80MHz) | U-NII-5 | | | | | | 9 | | | | | | | 12 |
| | U-NII-6 | | | | | | 9 | | | | | | | 12 |
| | U-NII-7 | | | | | | 9 | | | | | | | 12 |
| | U-NII-8 | | | | | | 9 | | | | | | | 12 |
| 6GHz - LPI (160MHz) | U-NII-5 | | | | | | 9 | | | | | | | 12 |
| | U-NII-6 | | | | | | 9 | | | | | | | 12 |
| | U-NII-7 | | | | | | 9 | | | | | | | 12 |
| | U-NII-8 | | | | | | 9 | | | | | | | 12 |

(Tolerance: target -1.5dB, +1dB)

b. Plimit - Free (DSI = 0)

| Mode | Band | SISO(ANT1=ANT2) | | | | | MIMO | | | | | | |
|------------------------|---------|-----------------|---|---|---|----|--------|----|---|---|---|----|--------|
| | | a | b | g | n | ac | ax(SU) | a | b | g | n | ac | ax(SU) |
| 6GHz - SP (20MHz) | U-NII-5 | 8 | | | | | 8 | 11 | | | | | 11 |
| | U-NII-6 | | | | | | | | | | | | |
| | U-NII-7 | 8 | | | | | 8 | 11 | | | | | 11 |
| | U-NII-8 | | | | | | | | | | | | |
| 6GHz - SP (40MHz) | U-NII-5 | | | | | | 8 | | | | | | 11 |
| | U-NII-6 | | | | | | | | | | | | |
| | U-NII-7 | | | | | | 8 | | | | | | 11 |
| | U-NII-8 | | | | | | | | | | | | |
| 6GHz - SP (80MHz) | U-NII-5 | | | | | | 8 | | | | | | 11 |
| | U-NII-6 | | | | | | | | | | | | |
| | U-NII-7 | | | | | | 8 | | | | | | 11 |
| | U-NII-8 | | | | | | | | | | | | |
| 6GHz - SP (160MHz) | U-NII-5 | | | | | | 8 | | | | | | 11 |
| | U-NII-6 | | | | | | | | | | | | |
| | U-NII-7 | | | | | | 8 | | | | | | 11 |
| | U-NII-8 | | | | | | | | | | | | |
| 6GHz - LPI (20MHz) | U-NII-5 | 8 | | | | | 8 | 11 | | | | | 11 |
| | U-NII-6 | 8 | | | | | 8 | 11 | | | | | 11 |
| | U-NII-7 | 8 | | | | | 8 | 11 | | | | | 11 |
| | U-NII-8 | 8 | | | | | 8 | 11 | | | | | 11 |
| 6GHz - LPI (40MHz) | U-NII-5 | | | | | | 8 | | | | | | 11 |
| | U-NII-6 | | | | | | 8 | | | | | | 11 |
| | U-NII-7 | | | | | | 8 | | | | | | 11 |
| | U-NII-8 | | | | | | 8 | | | | | | 11 |
| 6GHz - LPI (80MHz) | U-NII-5 | | | | | | 8 | | | | | | 11 |
| | U-NII-6 | | | | | | 8 | | | | | | 11 |
| | U-NII-7 | | | | | | 8 | | | | | | 11 |
| | U-NII-8 | | | | | | 8 | | | | | | 11 |
| 6GHz - LPI (160MHz) | U-NII-5 | | | | | | 8 | | | | | | 11 |
| | U-NII-6 | | | | | | 8 | | | | | | 11 |
| | U-NII-7 | | | | | | 8 | | | | | | 11 |
| | U-NII-8 | | | | | | 8 | | | | | | 11 |

(Tolerance: target -1.5dB, +1dB)

c. Plimit – RCV on (DSI = 1)

| Mode | Band | SISO(ANT1=ANT2) | | | | | MIMO | | | | | | |
|------------------------|---------|-----------------|---|---|---|----|--------|----|---|---|---|----|--------|
| | | a | b | g | n | ac | ax(SU) | a | b | g | n | ac | ax(SU) |
| 6GHz - SP (20MHz) | U-NII-5 | 8 | | | | | 8 | 11 | | | | | 11 |
| | U-NII-6 | | | | | | | | | | | | |
| | U-NII-7 | 8 | | | | | 8 | 11 | | | | | 11 |
| | U-NII-8 | | | | | | | | | | | | |
| 6GHz - SP (40MHz) | U-NII-5 | | | | | | 8 | | | | | | 11 |
| | U-NII-6 | | | | | | | | | | | | |
| | U-NII-7 | | | | | | 8 | | | | | | 11 |
| | U-NII-8 | | | | | | | | | | | | |
| 6GHz - SP (80MHz) | U-NII-5 | | | | | | 8 | | | | | | 11 |
| | U-NII-6 | | | | | | | | | | | | |
| | U-NII-7 | | | | | | 8 | | | | | | 11 |
| | U-NII-8 | | | | | | | | | | | | |
| 6GHz - SP (160MHz) | U-NII-5 | | | | | | 8 | | | | | | 11 |
| | U-NII-6 | | | | | | | | | | | | |
| | U-NII-7 | | | | | | 8 | | | | | | 11 |
| | U-NII-8 | | | | | | | | | | | | |
| 6GHz - LPI (20MHz) | U-NII-5 | 8 | | | | | 8 | 11 | | | | | 11 |
| | U-NII-6 | 8 | | | | | 8 | 11 | | | | | 11 |
| | U-NII-7 | 8 | | | | | 8 | 11 | | | | | 11 |
| | U-NII-8 | 8 | | | | | 8 | 11 | | | | | 11 |
| 6GHz - LPI (40MHz) | U-NII-5 | | | | | | 8 | | | | | | 11 |
| | U-NII-6 | | | | | | 8 | | | | | | 11 |
| | U-NII-7 | | | | | | 8 | | | | | | 11 |
| | U-NII-8 | | | | | | 8 | | | | | | 11 |
| 6GHz - LPI (80MHz) | U-NII-5 | | | | | | 8 | | | | | | 11 |
| | U-NII-6 | | | | | | 8 | | | | | | 11 |
| | U-NII-7 | | | | | | 8 | | | | | | 11 |
| | U-NII-8 | | | | | | 8 | | | | | | 11 |
| 6GHz - LPI (160MHz) | U-NII-5 | | | | | | 8 | | | | | | 11 |
| | U-NII-6 | | | | | | 8 | | | | | | 11 |
| | U-NII-7 | | | | | | 8 | | | | | | 11 |
| | U-NII-8 | | | | | | 8 | | | | | | 11 |

(Tolerance: target -1.5dB, +1dB)

d. Plimit – NR active (DSI = 8)

| Mode | Band | SISO(ANT1=ANT2) | | | | | | MIMO | | | | | |
|------------------------|---------|-----------------|---|---|---|----|--------|------|---|---|---|----|--------|
| | | a | b | g | n | ac | ax(SU) | a | b | g | n | ac | ax(SU) |
| 6GHz - SP (20MHz) | U-NII-5 | 8 | | | | | 8 | 11 | | | | | 11 |
| | U-NII-6 | | | | | | | | | | | | |
| | U-NII-7 | 8 | | | | | 8 | 11 | | | | | 11 |
| | U-NII-8 | | | | | | | | | | | | |
| 6GHz - SP (40MHz) | U-NII-5 | | | | | | 8 | | | | | | 11 |
| | U-NII-6 | | | | | | | | | | | | |
| | U-NII-7 | | | | | | 8 | | | | | | 11 |
| | U-NII-8 | | | | | | | | | | | | |
| 6GHz - SP (80MHz) | U-NII-5 | | | | | | 8 | | | | | | 11 |
| | U-NII-6 | | | | | | | | | | | | |
| | U-NII-7 | | | | | | 8 | | | | | | 11 |
| | U-NII-8 | | | | | | | | | | | | |
| 6GHz - SP (160MHz) | U-NII-5 | | | | | | 8 | | | | | | 11 |
| | U-NII-6 | | | | | | | | | | | | |
| | U-NII-7 | | | | | | 8 | | | | | | 11 |
| | U-NII-8 | | | | | | | | | | | | |
| 6GHz - LPI (20MHz) | U-NII-5 | 8 | | | | | 8 | 11 | | | | | 11 |
| | U-NII-6 | 8 | | | | | 8 | 11 | | | | | 11 |
| | U-NII-7 | 8 | | | | | 8 | 11 | | | | | 11 |
| | U-NII-8 | 8 | | | | | 8 | 11 | | | | | 11 |
| 6GHz - LPI (40MHz) | U-NII-5 | | | | | | 8 | | | | | | 11 |
| | U-NII-6 | | | | | | 8 | | | | | | 11 |
| | U-NII-7 | | | | | | 8 | | | | | | 11 |
| | U-NII-8 | | | | | | 8 | | | | | | 11 |
| 6GHz - LPI (80MHz) | U-NII-5 | | | | | | 8 | | | | | | 11 |
| | U-NII-6 | | | | | | 8 | | | | | | 11 |
| | U-NII-7 | | | | | | 8 | | | | | | 11 |
| | U-NII-8 | | | | | | 8 | | | | | | 11 |
| 6GHz - LPI (160MHz) | U-NII-5 | | | | | | 8 | | | | | | 11 |
| | U-NII-6 | | | | | | 8 | | | | | | 11 |
| | U-NII-7 | | | | | | 8 | | | | | | 11 |
| | U-NII-8 | | | | | | 8 | | | | | | 11 |

(Tolerance: target -1.5dB, +1dB)

e. Plimit – NR + RCV active (DSI = 9)

| Mode | Band | SISO(ANT1=ANT2) | | | | | | MIMO | | | | | |
|------------------------|---------|-----------------|---|---|---|----|--------|------|---|---|---|----|--------|
| | | a | b | g | n | ac | ax(SU) | a | b | g | n | ac | ax(SU) |
| 6GHz - SP (20MHz) | U-NII-5 | 8 | | | | | 8 | 11 | | | | | 11 |
| | U-NII-6 | | | | | | | | | | | | |
| | U-NII-7 | 8 | | | | | 8 | 11 | | | | | 11 |
| | U-NII-8 | | | | | | | | | | | | |
| 6GHz - SP (40MHz) | U-NII-5 | | | | | | 8 | | | | | | 11 |
| | U-NII-6 | | | | | | | | | | | | |
| | U-NII-7 | | | | | | 8 | | | | | | 11 |
| | U-NII-8 | | | | | | | | | | | | |
| 6GHz - SP (80MHz) | U-NII-5 | | | | | | 8 | | | | | | 11 |
| | U-NII-6 | | | | | | | | | | | | |
| | U-NII-7 | | | | | | 8 | | | | | | 11 |
| | U-NII-8 | | | | | | | | | | | | |
| 6GHz - SP (160MHz) | U-NII-5 | | | | | | 8 | | | | | | 11 |
| | U-NII-6 | | | | | | | | | | | | |
| | U-NII-7 | | | | | | 8 | | | | | | 11 |
| | U-NII-8 | | | | | | | | | | | | |
| 6GHz - LPI (20MHz) | U-NII-5 | 8 | | | | | 8 | 11 | | | | | 11 |
| | U-NII-6 | 8 | | | | | 8 | 11 | | | | | 11 |
| | U-NII-7 | 8 | | | | | 8 | 11 | | | | | 11 |
| | U-NII-8 | 8 | | | | | 8 | 11 | | | | | 11 |
| 6GHz - LPI (40MHz) | U-NII-5 | | | | | | 8 | | | | | | 11 |
| | U-NII-6 | | | | | | 8 | | | | | | 11 |
| | U-NII-7 | | | | | | 8 | | | | | | 11 |
| | U-NII-8 | | | | | | 8 | | | | | | 11 |
| 6GHz - LPI (80MHz) | U-NII-5 | | | | | | 8 | | | | | | 11 |
| | U-NII-6 | | | | | | 8 | | | | | | 11 |
| | U-NII-7 | | | | | | 8 | | | | | | 11 |
| | U-NII-8 | | | | | | 8 | | | | | | 11 |
| 6GHz - LPI (160MHz) | U-NII-5 | | | | | | 8 | | | | | | 11 |
| | U-NII-6 | | | | | | 8 | | | | | | 11 |
| | U-NII-7 | | | | | | 8 | | | | | | 11 |
| | U-NII-8 | | | | | | 8 | | | | | | 11 |

(Tolerance: target -1.5dB, +1dB)

f. 802.11ax RU Tx power Tables (Pmax)

| Mode | Band | SISO(ANT1=ANT2) | | | | | | | |
|------------------------|---------|-----------------|-----|------|------|------|------|----------|----------|
| | | 26T | 52T | 106T | 242T | 484T | 996T | 996 * 2T | 996 * 4T |
| 6GHZ - SP (20MHz) | U-NII-5 | -2 | 1 | 4 | 9 | | | | |
| | U-NII-6 | | | | | | | | |
| | U-NII-7 | -2 | 1 | 4 | 9 | | | | |
| | U-NII-8 | | | | | | | | |
| 6GHZ - SP (40MHz) | U-NII-5 | -2 | 1 | 4 | 9 | 9 | | | |
| | U-NII-6 | | | | | | | | |
| | U-NII-7 | -2 | 1 | 4 | 9 | 9 | | | |
| | U-NII-8 | | | | | | | | |
| 6GHZ - SP (80MHz) | U-NII-5 | -2 | 1 | 4 | 9 | 9 | 9 | | |
| | U-NII-6 | | | | | | | | |
| | U-NII-7 | -2 | 1 | 4 | 9 | 9 | 9 | | |
| | U-NII-8 | | | | | | | | |
| 6GHZ - SP (160MHz) | U-NII-5 | -2 | 1 | 4 | 9 | 9 | 9 | 9 | |
| | U-NII-6 | | | | | | | | |
| | U-NII-7 | -2 | 1 | 4 | 9 | 9 | 9 | 9 | |
| | U-NII-8 | | | | | | | | |
| 6GHZ - LPI (20MHz) | U-NII-5 | -2 | 1 | 4 | 9 | | | | |
| | U-NII-6 | -2 | 1 | 4 | 9 | | | | |
| | U-NII-7 | -2 | 1 | 4 | 9 | | | | |
| | U-NII-8 | -2 | 1 | 4 | 9 | | | | |
| 6GHZ - LPI (40MHz) | U-NII-5 | -2 | 1 | 4 | 9 | 9 | | | |
| | U-NII-6 | -2 | 1 | 4 | 9 | 9 | | | |
| | U-NII-7 | -2 | 1 | 4 | 9 | 9 | | | |
| | U-NII-8 | -2 | 1 | 4 | 9 | 9 | | | |
| 6GHZ - LPI (80MHz) | U-NII-5 | -2 | 1 | 4 | 9 | 9 | 9 | | |
| | U-NII-6 | -2 | 1 | 4 | 9 | 9 | 9 | | |
| | U-NII-7 | -2 | 1 | 4 | 9 | 9 | 9 | | |
| | U-NII-8 | -2 | 1 | 4 | 9 | 9 | 9 | | |
| 6GHZ - LPI (160MHz) | U-NII-5 | -2 | 1 | 4 | 9 | 9 | 9 | 9 | |
| | U-NII-6 | -2 | 1 | 4 | 9 | 9 | 9 | 9 | |
| | U-NII-7 | -2 | 1 | 4 | 9 | 9 | 9 | 9 | |
| | U-NII-8 | -2 | 1 | 4 | 9 | 9 | 9 | 9 | |



| Mode | Band | MIMO | | | | | | | |
|------------------------|---------|------|-----|------|------|------|------|----------|----------|
| | | 26T | 52T | 106T | 242T | 484T | 996T | 996 * 2T | 996 * 4T |
| 6GHZ - SP (20MHz) | U-NII-5 | 1 | 4 | 7 | 12 | | | | |
| | U-NII-6 | | | | | | | | |
| | U-NII-7 | 1 | 4 | 7 | 12 | | | | |
| | U-NII-8 | | | | | | | | |
| 6GHZ - SP (40MHz) | U-NII-5 | 1 | 4 | 7 | 12 | 12 | | | |
| | U-NII-6 | | | | | | | | |
| | U-NII-7 | 1 | 4 | 7 | 12 | 12 | | | |
| | U-NII-8 | | | | | | | | |
| 6GHZ - SP (80MHz) | U-NII-5 | 1 | 4 | 7 | 12 | 12 | 12 | | |
| | U-NII-6 | | | | | | | | |
| | U-NII-7 | 1 | 4 | 7 | 12 | 12 | 12 | | |
| | U-NII-8 | | | | | | | | |
| 6GHZ - SP (160MHz) | U-NII-5 | 1 | 4 | 7 | 12 | 12 | 12 | 12 | |
| | U-NII-6 | | | | | | | | |
| | U-NII-7 | 1 | 4 | 7 | 12 | 12 | 12 | 12 | |
| | U-NII-8 | | | | | | | | |
| 6GHZ - LPI (20MHz) | U-NII-5 | 1 | 4 | 7 | 12 | | | | |
| | U-NII-6 | 1 | 4 | 7 | 12 | | | | |
| | U-NII-7 | 1 | 4 | 7 | 12 | | | | |
| | U-NII-8 | 1 | 4 | 7 | 12 | | | | |
| 6GHZ - LPI (40MHz) | U-NII-5 | 1 | 4 | 7 | 12 | 12 | | | |
| | U-NII-6 | 1 | 4 | 7 | 12 | 12 | | | |
| | U-NII-7 | 1 | 4 | 7 | 12 | 12 | | | |
| | U-NII-8 | 1 | 4 | 7 | 12 | 12 | | | |
| 6GHZ - LPI (80MHz) | U-NII-5 | 1 | 4 | 7 | 12 | 12 | 12 | | |
| | U-NII-6 | 1 | 4 | 7 | 12 | 12 | 12 | | |
| | U-NII-7 | 1 | 4 | 7 | 12 | 12 | 12 | | |
| | U-NII-8 | 1 | 4 | 7 | 12 | 12 | 12 | | |
| 6GHZ - LPI (160MHz) | U-NII-5 | 1 | 4 | 7 | 12 | 12 | 12 | 12 | |
| | U-NII-6 | 1 | 4 | 7 | 12 | 12 | 12 | 12 | |
| | U-NII-7 | 1 | 4 | 7 | 12 | 12 | 12 | 12 | |
| | U-NII-8 | 1 | 4 | 7 | 12 | 12 | 12 | 12 | |

g. 802.11ax RU Plimit Tables – Free (DSI = 0)

| Mode | Band | SISO(ANT1=ANT2) | | | | | | | |
|------------------------|---------|-----------------|-----|------|------|------|------|----------|----------|
| | | 26T | 52T | 106T | 242T | 484T | 996T | 996 * 2T | 996 * 4T |
| 6GHZ - SP (20MHz) | U-NII-5 | -2 | 1 | 4 | 8 | | | | |
| | U-NII-6 | | | | | | | | |
| | U-NII-7 | -2 | 1 | 4 | 8 | | | | |
| | U-NII-8 | | | | | | | | |
| 6GHZ - SP (40MHz) | U-NII-5 | -2 | 1 | 4 | 8 | 8 | | | |
| | U-NII-6 | | | | | | | | |
| | U-NII-7 | -2 | 1 | 4 | 8 | 8 | | | |
| | U-NII-8 | | | | | | | | |
| 6GHZ - SP (80MHz) | U-NII-5 | -2 | 1 | 4 | 8 | 8 | 8 | | |
| | U-NII-6 | | | | | | | | |
| | U-NII-7 | -2 | 1 | 4 | 8 | 8 | 8 | | |
| | U-NII-8 | | | | | | | | |
| 6GHZ - SP (160MHz) | U-NII-5 | -2 | 1 | 4 | 8 | 8 | 8 | 8 | |
| | U-NII-6 | | | | | | | | |
| | U-NII-7 | -2 | 1 | 4 | 8 | 8 | 8 | 8 | |
| | U-NII-8 | | | | | | | | |
| 6GHZ - LPI (20MHz) | U-NII-5 | -2 | 1 | 4 | 8 | | | | |
| | U-NII-6 | -2 | 1 | 4 | 8 | | | | |
| | U-NII-7 | -2 | 1 | 4 | 8 | | | | |
| | U-NII-8 | -2 | 1 | 4 | 8 | | | | |
| 6GHZ - LPI (40MHz) | U-NII-5 | -2 | 1 | 4 | 8 | 8 | | | |
| | U-NII-6 | -2 | 1 | 4 | 8 | 8 | | | |
| | U-NII-7 | -2 | 1 | 4 | 8 | 8 | | | |
| | U-NII-8 | -2 | 1 | 4 | 8 | 8 | | | |
| 6GHZ - LPI (80MHz) | U-NII-5 | -2 | 1 | 4 | 8 | 8 | 8 | | |
| | U-NII-6 | -2 | 1 | 4 | 8 | 8 | 8 | | |
| | U-NII-7 | -2 | 1 | 4 | 8 | 8 | 8 | | |
| | U-NII-8 | -2 | 1 | 4 | 8 | 8 | 8 | | |
| 6GHZ - LPI (160MHz) | U-NII-5 | -2 | 1 | 4 | 8 | 8 | 8 | 8 | |
| | U-NII-6 | -2 | 1 | 4 | 8 | 8 | 8 | 8 | |
| | U-NII-7 | -2 | 1 | 4 | 8 | 8 | 8 | 8 | |
| | U-NII-8 | -2 | 1 | 4 | 8 | 8 | 8 | 8 | |

| Mode | Band | MIMO | | | | | | | |
|------------------------|---------|------|-----|------|------|------|------|----------|----------|
| | | 26T | 52T | 106T | 242T | 484T | 996T | 996 * 2T | 996 * 4T |
| 6GHZ - SP (20MHz) | U-NII-5 | 1 | 4 | 7 | 11 | | | | |
| | U-NII-6 | | | | | | | | |
| | U-NII-7 | 1 | 4 | 7 | 11 | | | | |
| | U-NII-8 | | | | | | | | |
| 6GHZ - SP (40MHz) | U-NII-5 | 1 | 4 | 7 | 11 | 11 | | | |
| | U-NII-6 | | | | | | | | |
| | U-NII-7 | 1 | 4 | 7 | 11 | 11 | | | |
| | U-NII-8 | | | | | | | | |
| 6GHZ - SP (80MHz) | U-NII-5 | 1 | 4 | 7 | 11 | 11 | 11 | | |
| | U-NII-6 | | | | | | | | |
| | U-NII-7 | 1 | 4 | 7 | 11 | 11 | 11 | | |
| | U-NII-8 | | | | | | | | |
| 6GHZ - SP (160MHz) | U-NII-5 | 1 | 4 | 7 | 11 | 11 | 11 | 11 | |
| | U-NII-6 | | | | | | | | |
| | U-NII-7 | 1 | 4 | 7 | 11 | 11 | 11 | 11 | |
| | U-NII-8 | | | | | | | | |
| 6GHZ - LPI (20MHz) | U-NII-5 | 1 | 4 | 7 | 11 | | | | |
| | U-NII-6 | 1 | 4 | 7 | 11 | | | | |
| | U-NII-7 | 1 | 4 | 7 | 11 | | | | |
| | U-NII-8 | 1 | 4 | 7 | 11 | | | | |
| 6GHZ - LPI (40MHz) | U-NII-5 | 1 | 4 | 7 | 11 | 11 | | | |
| | U-NII-6 | 1 | 4 | 7 | 11 | 11 | | | |
| | U-NII-7 | 1 | 4 | 7 | 11 | 11 | | | |
| | U-NII-8 | 1 | 4 | 7 | 11 | 11 | | | |
| 6GHZ - LPI (80MHz) | U-NII-5 | 1 | 4 | 7 | 11 | 11 | 11 | | |
| | U-NII-6 | 1 | 4 | 7 | 11 | 11 | 11 | | |
| | U-NII-7 | 1 | 4 | 7 | 11 | 11 | 11 | | |
| | U-NII-8 | 1 | 4 | 7 | 11 | 11 | 11 | | |
| 6GHZ - LPI (160MHz) | U-NII-5 | 1 | 4 | 7 | 11 | 11 | 11 | 11 | |
| | U-NII-6 | 1 | 4 | 7 | 11 | 11 | 11 | 11 | |
| | U-NII-7 | 1 | 4 | 7 | 11 | 11 | 11 | 11 | |
| | U-NII-8 | 1 | 4 | 7 | 11 | 11 | 11 | 11 | |

h. 802.11ax RU Plimit Tables – RCV on (DSI = 1)

| Mode | Band | SISO(ANT1=ANT2) | | | | | | | |
|------------------------|---------|-----------------|-----|------|------|------|------|----------|----------|
| | | 26T | 52T | 106T | 242T | 484T | 996T | 996 * 2T | 996 * 4T |
| 6GHZ - SP (20MHz) | U-NII-5 | -2 | 1 | 4 | 8 | | | | |
| | U-NII-6 | | | | | | | | |
| | U-NII-7 | -2 | 1 | 4 | 8 | | | | |
| | U-NII-8 | | | | | | | | |
| 6GHZ - SP (40MHz) | U-NII-5 | -2 | 1 | 4 | 8 | 8 | | | |
| | U-NII-6 | | | | | | | | |
| | U-NII-7 | -2 | 1 | 4 | 8 | 8 | | | |
| | U-NII-8 | | | | | | | | |
| 6GHZ - SP (80MHz) | U-NII-5 | -2 | 1 | 4 | 8 | 8 | 8 | | |
| | U-NII-6 | | | | | | | | |
| | U-NII-7 | -2 | 1 | 4 | 8 | 8 | 8 | | |
| | U-NII-8 | | | | | | | | |
| 6GHZ - SP (160MHz) | U-NII-5 | -2 | 1 | 4 | 8 | 8 | 8 | 8 | |
| | U-NII-6 | | | | | | | | |
| | U-NII-7 | -2 | 1 | 4 | 8 | 8 | 8 | 8 | |
| | U-NII-8 | | | | | | | | |
| 6GHZ - LPI (20MHz) | U-NII-5 | -2 | 1 | 4 | 8 | | | | |
| | U-NII-6 | -2 | 1 | 4 | 8 | | | | |
| | U-NII-7 | -2 | 1 | 4 | 8 | | | | |
| | U-NII-8 | -2 | 1 | 4 | 8 | | | | |
| 6GHZ - LPI (40MHz) | U-NII-5 | -2 | 1 | 4 | 8 | 8 | | | |
| | U-NII-6 | -2 | 1 | 4 | 8 | 8 | | | |
| | U-NII-7 | -2 | 1 | 4 | 8 | 8 | | | |
| | U-NII-8 | -2 | 1 | 4 | 8 | 8 | | | |
| 6GHZ - LPI (80MHz) | U-NII-5 | -2 | 1 | 4 | 8 | 8 | 8 | | |
| | U-NII-6 | -2 | 1 | 4 | 8 | 8 | 8 | | |
| | U-NII-7 | -2 | 1 | 4 | 8 | 8 | 8 | | |
| | U-NII-8 | -2 | 1 | 4 | 8 | 8 | 8 | | |
| 6GHZ - LPI (160MHz) | U-NII-5 | -2 | 1 | 4 | 8 | 8 | 8 | 8 | |
| | U-NII-6 | -2 | 1 | 4 | 8 | 8 | 8 | 8 | |
| | U-NII-7 | -2 | 1 | 4 | 8 | 8 | 8 | 8 | |
| | U-NII-8 | -2 | 1 | 4 | 8 | 8 | 8 | 8 | |

| Mode | Band | MIMO | | | | | | | |
|------------------------|---------|------|-----|------|------|------|------|----------|----------|
| | | 26T | 52T | 106T | 242T | 484T | 996T | 996 * 2T | 996 * 4T |
| 6GHZ - SP (20MHz) | U-NII-5 | 1 | 4 | 7 | 11 | | | | |
| | U-NII-6 | | | | | | | | |
| | U-NII-7 | 1 | 4 | 7 | 11 | | | | |
| | U-NII-8 | | | | | | | | |
| 6GHZ - SP (40MHz) | U-NII-5 | 1 | 4 | 7 | 11 | 11 | | | |
| | U-NII-6 | | | | | | | | |
| | U-NII-7 | 1 | 4 | 7 | 11 | 11 | | | |
| | U-NII-8 | | | | | | | | |
| 6GHZ - SP (80MHz) | U-NII-5 | 1 | 4 | 7 | 11 | 11 | 11 | | |
| | U-NII-6 | | | | | | | | |
| | U-NII-7 | 1 | 4 | 7 | 11 | 11 | 11 | | |
| | U-NII-8 | | | | | | | | |
| 6GHZ - SP (160MHz) | U-NII-5 | 1 | 4 | 7 | 11 | 11 | 11 | 11 | |
| | U-NII-6 | | | | | | | | |
| | U-NII-7 | 1 | 4 | 7 | 11 | 11 | 11 | 11 | |
| | U-NII-8 | | | | | | | | |
| 6GHZ - LPI (20MHz) | U-NII-5 | 1 | 4 | 7 | 11 | | | | |
| | U-NII-6 | 1 | 4 | 7 | 11 | | | | |
| | U-NII-7 | 1 | 4 | 7 | 11 | | | | |
| | U-NII-8 | 1 | 4 | 7 | 11 | | | | |
| 6GHZ - LPI (40MHz) | U-NII-5 | 1 | 4 | 7 | 11 | 11 | | | |
| | U-NII-6 | 1 | 4 | 7 | 11 | 11 | | | |
| | U-NII-7 | 1 | 4 | 7 | 11 | 11 | | | |
| | U-NII-8 | 1 | 4 | 7 | 11 | 11 | | | |
| 6GHZ - LPI (80MHz) | U-NII-5 | 1 | 4 | 7 | 11 | 11 | 11 | | |
| | U-NII-6 | 1 | 4 | 7 | 11 | 11 | 11 | | |
| | U-NII-7 | 1 | 4 | 7 | 11 | 11 | 11 | | |
| | U-NII-8 | 1 | 4 | 7 | 11 | 11 | 11 | | |
| 6GHZ - LPI (160MHz) | U-NII-5 | 1 | 4 | 7 | 11 | 11 | 11 | 11 | |
| | U-NII-6 | 1 | 4 | 7 | 11 | 11 | 11 | 11 | |
| | U-NII-7 | 1 | 4 | 7 | 11 | 11 | 11 | 11 | |
| | U-NII-8 | 1 | 4 | 7 | 11 | 11 | 11 | 11 | |

i. 802.11ax RU Plimit Tables - NR Active (DSI = 8)

| Mode | Band | SISO(ANT1=ANT2) | | | | | | | |
|------------------------|---------|-----------------|-----|------|------|------|------|----------|----------|
| | | 26T | 52T | 106T | 242T | 484T | 996T | 996 * 2T | 996 * 4T |
| 6GHZ - SP (20MHz) | U-NII-5 | -2 | 1 | 4 | 8 | | | | |
| | U-NII-6 | | | | | | | | |
| | U-NII-7 | -2 | 1 | 4 | 8 | | | | |
| | U-NII-8 | | | | | | | | |
| 6GHZ - SP (40MHz) | U-NII-5 | -2 | 1 | 4 | 8 | 8 | | | |
| | U-NII-6 | | | | | | | | |
| | U-NII-7 | -2 | 1 | 4 | 8 | 8 | | | |
| | U-NII-8 | | | | | | | | |
| 6GHZ - SP (80MHz) | U-NII-5 | -2 | 1 | 4 | 8 | 8 | 8 | | |
| | U-NII-6 | | | | | | | | |
| | U-NII-7 | -2 | 1 | 4 | 8 | 8 | 8 | | |
| | U-NII-8 | | | | | | | | |
| 6GHZ - SP (160MHz) | U-NII-5 | -2 | 1 | 4 | 8 | 8 | 8 | 8 | |
| | U-NII-6 | | | | | | | | |
| | U-NII-7 | -2 | 1 | 4 | 8 | 8 | 8 | 8 | |
| | U-NII-8 | | | | | | | | |
| 6GHZ - LPI (20MHz) | U-NII-5 | -2 | 1 | 4 | 8 | | | | |
| | U-NII-6 | -2 | 1 | 4 | 8 | | | | |
| | U-NII-7 | -2 | 1 | 4 | 8 | | | | |
| | U-NII-8 | -2 | 1 | 4 | 8 | | | | |
| 6GHZ - LPI (40MHz) | U-NII-5 | -2 | 1 | 4 | 8 | 8 | | | |
| | U-NII-6 | -2 | 1 | 4 | 8 | 8 | | | |
| | U-NII-7 | -2 | 1 | 4 | 8 | 8 | | | |
| | U-NII-8 | -2 | 1 | 4 | 8 | 8 | | | |
| 6GHZ - LPI (80MHz) | U-NII-5 | -2 | 1 | 4 | 8 | 8 | 8 | | |
| | U-NII-6 | -2 | 1 | 4 | 8 | 8 | 8 | | |
| | U-NII-7 | -2 | 1 | 4 | 8 | 8 | 8 | | |
| | U-NII-8 | -2 | 1 | 4 | 8 | 8 | 8 | | |
| 6GHZ - LPI (160MHz) | U-NII-5 | -2 | 1 | 4 | 8 | 8 | 8 | 8 | |
| | U-NII-6 | -2 | 1 | 4 | 8 | 8 | 8 | 8 | |
| | U-NII-7 | -2 | 1 | 4 | 8 | 8 | 8 | 8 | |
| | U-NII-8 | -2 | 1 | 4 | 8 | 8 | 8 | 8 | |



| Mode | Band | MIMO | | | | | | | |
|------------------------|---------|------|-----|------|------|------|------|----------|----------|
| | | 26T | 52T | 106T | 242T | 484T | 996T | 996 * 2T | 996 * 4T |
| 6GHZ - SP (20MHz) | U-NII-5 | 1 | 4 | 7 | 11 | | | | |
| | U-NII-6 | | | | | | | | |
| | U-NII-7 | 1 | 4 | 7 | 11 | | | | |
| | U-NII-8 | | | | | | | | |
| 6GHZ - SP (40MHz) | U-NII-5 | 1 | 4 | 7 | 11 | 11 | | | |
| | U-NII-6 | | | | | | | | |
| | U-NII-7 | 1 | 4 | 7 | 11 | 11 | | | |
| | U-NII-8 | | | | | | | | |
| 6GHZ - SP (80MHz) | U-NII-5 | 1 | 4 | 7 | 11 | 11 | 11 | | |
| | U-NII-6 | | | | | | | | |
| | U-NII-7 | 1 | 4 | 7 | 11 | 11 | 11 | | |
| | U-NII-8 | | | | | | | | |
| 6GHZ - SP (160MHz) | U-NII-5 | 1 | 4 | 7 | 11 | 11 | 11 | 11 | |
| | U-NII-6 | | | | | | | | |
| | U-NII-7 | 1 | 4 | 7 | 11 | 11 | 11 | 11 | |
| | U-NII-8 | | | | | | | | |
| 6GHZ - LPI (20MHz) | U-NII-5 | 1 | 4 | 7 | 11 | | | | |
| | U-NII-6 | 1 | 4 | 7 | 11 | | | | |
| | U-NII-7 | 1 | 4 | 7 | 11 | | | | |
| | U-NII-8 | 1 | 4 | 7 | 11 | | | | |
| 6GHZ - LPI (40MHz) | U-NII-5 | 1 | 4 | 7 | 11 | 11 | | | |
| | U-NII-6 | 1 | 4 | 7 | 11 | 11 | | | |
| | U-NII-7 | 1 | 4 | 7 | 11 | 11 | | | |
| | U-NII-8 | 1 | 4 | 7 | 11 | 11 | | | |
| 6GHZ - LPI (80MHz) | U-NII-5 | 1 | 4 | 7 | 11 | 11 | 11 | | |
| | U-NII-6 | 1 | 4 | 7 | 11 | 11 | 11 | | |
| | U-NII-7 | 1 | 4 | 7 | 11 | 11 | 11 | | |
| | U-NII-8 | 1 | 4 | 7 | 11 | 11 | 11 | | |
| 6GHZ - LPI (160MHz) | U-NII-5 | 1 | 4 | 7 | 11 | 11 | 11 | 11 | |
| | U-NII-6 | 1 | 4 | 7 | 11 | 11 | 11 | 11 | |
| | U-NII-7 | 1 | 4 | 7 | 11 | 11 | 11 | 11 | |
| | U-NII-8 | 1 | 4 | 7 | 11 | 11 | 11 | 11 | |

j. 802.11ax RU Plimit Tables – NR + RCV Active (DSI = 9)

| Mode | Band | SISO(ANT1=ANT2) | | | | | | | |
|------------------------|---------|-----------------|-----|------|------|------|------|----------|----------|
| | | 26T | 52T | 106T | 242T | 484T | 996T | 996 * 2T | 996 * 4T |
| 6GHZ - SP (20MHz) | U-NII-5 | -2 | 1 | 4 | 8 | | | | |
| | U-NII-6 | | | | | | | | |
| | U-NII-7 | -2 | 1 | 4 | 8 | | | | |
| | U-NII-8 | | | | | | | | |
| 6GHZ - SP (40MHz) | U-NII-5 | -2 | 1 | 4 | 8 | 8 | | | |
| | U-NII-6 | | | | | | | | |
| | U-NII-7 | -2 | 1 | 4 | 8 | 8 | | | |
| | U-NII-8 | | | | | | | | |
| 6GHZ - SP (80MHz) | U-NII-5 | -2 | 1 | 4 | 8 | 8 | 8 | | |
| | U-NII-6 | | | | | | | | |
| | U-NII-7 | -2 | 1 | 4 | 8 | 8 | 8 | | |
| | U-NII-8 | | | | | | | | |
| 6GHZ - SP (160MHz) | U-NII-5 | -2 | 1 | 4 | 8 | 8 | 8 | 8 | |
| | U-NII-6 | | | | | | | | |
| | U-NII-7 | -2 | 1 | 4 | 8 | 8 | 8 | 8 | |
| | U-NII-8 | | | | | | | | |
| 6GHZ - LPI (20MHz) | U-NII-5 | -2 | 1 | 4 | 8 | | | | |
| | U-NII-6 | -2 | 1 | 4 | 8 | | | | |
| | U-NII-7 | -2 | 1 | 4 | 8 | | | | |
| | U-NII-8 | -2 | 1 | 4 | 8 | | | | |
| 6GHZ - LPI (40MHz) | U-NII-5 | -2 | 1 | 4 | 8 | 8 | | | |
| | U-NII-6 | -2 | 1 | 4 | 8 | 8 | | | |
| | U-NII-7 | -2 | 1 | 4 | 8 | 8 | | | |
| | U-NII-8 | -2 | 1 | 4 | 8 | 8 | | | |
| 6GHZ - LPI (80MHz) | U-NII-5 | -2 | 1 | 4 | 8 | 8 | 8 | | |
| | U-NII-6 | -2 | 1 | 4 | 8 | 8 | 8 | | |
| | U-NII-7 | -2 | 1 | 4 | 8 | 8 | 8 | | |
| | U-NII-8 | -2 | 1 | 4 | 8 | 8 | 8 | | |
| 6GHZ - LPI (160MHz) | U-NII-5 | -2 | 1 | 4 | 8 | 8 | 8 | 8 | |
| | U-NII-6 | -2 | 1 | 4 | 8 | 8 | 8 | 8 | |
| | U-NII-7 | -2 | 1 | 4 | 8 | 8 | 8 | 8 | |
| | U-NII-8 | -2 | 1 | 4 | 8 | 8 | 8 | 8 | |

| Mode | Band | MIMO | | | | | | | |
|------------------------|---------|------|-----|------|------|------|------|----------|----------|
| | | 26T | 52T | 106T | 242T | 484T | 996T | 996 * 2T | 996 * 4T |
| 6GHZ - SP (20MHz) | U-NII-5 | 1 | 4 | 7 | 11 | | | | |
| | U-NII-6 | | | | | | | | |
| | U-NII-7 | 1 | 4 | 7 | 11 | | | | |
| | U-NII-8 | | | | | | | | |
| 6GHZ - SP (40MHz) | U-NII-5 | 1 | 4 | 7 | 11 | 11 | | | |
| | U-NII-6 | | | | | | | | |
| | U-NII-7 | 1 | 4 | 7 | 11 | 11 | | | |
| | U-NII-8 | | | | | | | | |
| 6GHZ - SP (80MHz) | U-NII-5 | 1 | 4 | 7 | 11 | 11 | 11 | | |
| | U-NII-6 | | | | | | | | |
| | U-NII-7 | 1 | 4 | 7 | 11 | 11 | 11 | | |
| | U-NII-8 | | | | | | | | |
| 6GHZ - SP (160MHz) | U-NII-5 | 1 | 4 | 7 | 11 | 11 | 11 | 11 | |
| | U-NII-6 | | | | | | | | |
| | U-NII-7 | 1 | 4 | 7 | 11 | 11 | 11 | 11 | |
| | U-NII-8 | | | | | | | | |
| 6GHZ - LPI (20MHz) | U-NII-5 | 1 | 4 | 7 | 11 | | | | |
| | U-NII-6 | 1 | 4 | 7 | 11 | | | | |
| | U-NII-7 | 1 | 4 | 7 | 11 | | | | |
| | U-NII-8 | 1 | 4 | 7 | 11 | | | | |
| 6GHZ - LPI (40MHz) | U-NII-5 | 1 | 4 | 7 | 11 | 11 | | | |
| | U-NII-6 | 1 | 4 | 7 | 11 | 11 | | | |
| | U-NII-7 | 1 | 4 | 7 | 11 | 11 | | | |
| | U-NII-8 | 1 | 4 | 7 | 11 | 11 | | | |
| 6GHZ - LPI (80MHz) | U-NII-5 | 1 | 4 | 7 | 11 | 11 | 11 | | |
| | U-NII-6 | 1 | 4 | 7 | 11 | 11 | 11 | | |
| | U-NII-7 | 1 | 4 | 7 | 11 | 11 | 11 | | |
| | U-NII-8 | 1 | 4 | 7 | 11 | 11 | 11 | | |
| 6GHZ - LPI (160MHz) | U-NII-5 | 1 | 4 | 7 | 11 | 11 | 11 | 11 | |
| | U-NII-6 | 1 | 4 | 7 | 11 | 11 | 11 | 11 | |
| | U-NII-7 | 1 | 4 | 7 | 11 | 11 | 11 | 11 | |
| | U-NII-8 | 1 | 4 | 7 | 11 | 11 | 11 | 11 | |

4.3 DUT Antenna Locations

The dimensions and separation distances of this model are shown in the Technical Descriptions.

| Mode | Device Configurations for Testing | | | | | |
|---------------|-----------------------------------|-------|------|-------|--------|-----|
| | Rear | Front | Left | Right | Bottom | Top |
| WIFI 6E Ant 1 | Yes | Yes | Yes | No | No | Yes |
| WIFI 6E Ant 2 | Yes | Yes | No | Yes | No | Yes |
| WIFI 6E MIMO | Yes | Yes | Yes | Yes | No | Yes |
| UWB | Yes | Yes | Yes | No | No | Yes |

Particular EUT edges were not required to be evaluated for Phablet SAR if the edges were > 25 mm from the transmitting antenna according to FCC KDB 941225 D06v02r01 on Sec.3 and KDB 648474 D04v01r03. Wireless router mode is disabled for all 6GHz WLAN operations. The distance between the transmit antennas and the edges of the device are included in the filing.

- Note: All test configurations are based on front view position.

4.4 Test Considerations

SAR was performed using 6.5GHz SAR Probe calibration factors. FCC KDB 648474 D04 v01r03 and KDB 248227 D01 v02r02 were followed for test positions, distances, and modes. The equipment class of this model is 6CD of 6 GHz (Dual Client).

Per Oct. 2020 TCBC Workshop notes:

Portable devices transmitting at frequencies > 6 GHz, including U-NII 6-7 GHz band, are subject to MPE incident power density (PD, or IPD) limits.

MPE limit is 1 mW/cm²(10W/m²) plane-wave-equivalent PD, averaged over 4 cm², evaluation distance emulating normal use conditions

1. SAR testing

The Probe Factor for SAR Testing were used 6.5GHz SAR Probe calibration factor. For the SAR measurement test, five channels were selected according to the criteria of FCC KDB 248227 according to the notes of FCC Oct, 2020 TCBC Workshop. Absorbed Power density(APD)using a 4cm² Averaging area is reported based on SAR measurements.

2. Power density measurement

Incident PD

Incident Power density is evaluated at 2mm ensuring that the resolution is sufficient such that integrated Power density(IPD) ratio between $d=2$ and $d=\lambda/5$ is ≥ -1 dB per equipment manufacture guidance.

Power density results are scaled up for uncertainty above 30%.

In accordance with the October 2020 TCBC document, the novel Equivalent Source Reconstruction (ESR), a post-processing technology of SPEAG's The Module mmWave V3.0+, a source reconstruction method, was used to evaluate the IPD of a portable device in the 6-8.5 GHz band, and the measurement uncertainty was evaluated to be 1.51 dB.

3. Simultaneous transmission analysis

6GHz WIFI SAR results are used for simultaneous transmission analysis with the other transmitters. Analysis can be found in SAR report.

WLAN Note

1. WIFI 6 GHz operations are limited to MIMO operations only. Per FCC KDB publication 248227 D01v02r02, SAR for MIMO was evaluated by following the simultaneous SAR provisions from KDB publication 447498 D04v01 by making a SAR measurement with both antennas transmitting simultaneously.

2. For testing the WIFI 6 GHz of this DUT, the selection of test channels was based on FCC guidance, with five channels selected across the entire WIFI 6 GHz Bands. For the UNII-5/UNII-7 band supporting Standard AP mode, the higher output mode was measured among the selected channels.

5. Limits

RF Exposure Limits for Frequencies Below 6GHz

| HUMAN EXPOSURE | UNCONTROLLED ENVIRONMENT General Population (W/kg) | CONTROLLED ENVIRONMENT Occupational (W/kg) |
|--|--|--|
| SPATIAL PEAK SAR * (Partial Body) | 1.6 | 8.0 |
| SPATIAL AVERAGE SAR ** (Whole Body) | 0.08 | 0.4 |
| SPATIAL PEAK SAR *** (Hands / Feet / Ankle / Wrist) | 4.0 | 20.0 |

NOTES:

- * The Spatial Peak value of the SAR averaged over any 1 g of tissue (defined as a tissue volume in the shape of a cube) and over the appropriate averaging time.
- ** The Spatial Average value of the SAR averaged over the whole-body.
- *** The Spatial Peak value of the SAR averaged over any 10 g of tissue (defined as a tissue volume in the shape of a cube) and over the appropriate averaging time.

RF Exposure Limits for Frequencies Above 6GHz

Per §1.1310 (d)(3), the MPE limits are applied for frequencies above 6 GHz. Power Density is expressed in units of mW/cm² or W/m².

Peak Spatially Averaged Power Density was evaluated over a circular area of 4 cm² per interim. FCC Guidance for near-field power density evaluations per October 2018 TCB Workshop notes.

| HUMAN EXPOSURE | Limits For Occupational / Controlled Environments | Limits For General Population / Uncontrolled Environments |
|---|--|--|
| Frequency Range[MHz] | 1,500 – 100,000 | 1,500 – 100,000 |
| Power Density[mW/cm²] | 5.0 | 1.0 |
| Average Time[Minutes] | 6 | 30 |

NOTES: 1.0 mW/cm² is 10 W/m²

6. RF Conducted Powers

6.1 IEEE 802.11ax Maximum Conducted Power (Pmax)

| Mode | Frequency [MHz] | Channel | IEEE 802.11a (6 GHz) Average RF Conducted Power [dBm] | | |
|---------------------------|-----------------|---------|---|--------|-------|
| | | | WIFI 1 | WIFI 2 | MIMO |
| 802.11a 6E (20 MHz BW) | 5935 | 2 | 9.79 | 9.01 | 12.43 |
| | 6175 | 45 | 8.55 | 8.52 | 11.54 |
| | 6415 | 93 | 8.64 | 8.83 | 11.75 |
| | 6435 | 97 | 8.28 | 8.85 | 11.58 |
| | 6475 | 105 | 8.21 | 8.96 | 11.61 |
| | 6515 | 113 | 8.17 | 9.12 | 11.69 |
| | 6535 | 117 | 8.22 | 9.04 | 11.66 |
| | 6695 | 149 | 8.35 | 8.62 | 11.50 |
| | 6855 | 181 | 8.31 | 8.32 | 11.33 |
| | 6875 | 185 | 8.01 | 8.16 | 11.09 |
| | 6995 | 209 | 8.09 | 8.90 | 11.53 |
| 7115 | 233 | 6.33 | 8.63 | 10.64 | |

| Mode | Frequency [MHz] | Channel | IEEE 802.11ax (6 GHz) Average RF Conducted Power [dBm] | | |
|-----------------------------|-----------------|---------|--|--------|-------|
| | | | WIFI 1 | WIFI 2 | MIMO |
| 802.11ax 6E (160 MHz BW) | 6 025 | 15 | 8.79 | 9.19 | 12.00 |
| | 6 185 | 47 | 9.11 | 9.13 | 12.13 |
| | 6 345 | 79 | 9.04 | 8.82 | 11.94 |
| | 6 505 | 111 | 8.72 | 9.57 | 12.18 |
| | 6 665 | 143 | 8.81 | 8.73 | 11.78 |
| | 6 825 | 175 | 8.88 | 9.03 | 11.96 |
| | 6 985 | 207 | 8.44 | 9.30 | 11.91 |

6.2 IEEE 802.11ax (6 GHz) with Free, RCV ON, NR active and NR+RCV active Conducted Power
 (DSI = 0, 1, 8, 9)

| Mode | Frequency [MHz] | Channel | IEEE 802.11ax (6 GHz) Average RF Conducted Power [dBm] | | |
|-----------------------------|-----------------|---------|--|--------|-------|
| | | | WIFI 1 | WIFI 2 | MIMO |
| 802.11ax 6E (160 MHz BW) | 6 025 | 15 | 8.63 | 8.45 | 11.55 |
| | 6 185 | 47 | 8.76 | 8.62 | 11.70 |
| | 6 345 | 79 | 8.29 | 8.17 | 11.24 |
| | 6 505 | 111 | 8.58 | 8.84 | 11.72 |
| | 6 665 | 143 | 8.57 | 7.38 | 11.02 |
| | 6 825 | 175 | 8.53 | 7.04 | 10.85 |
| | 6 985 | 207 | 8.39 | 8.13 | 11.27 |

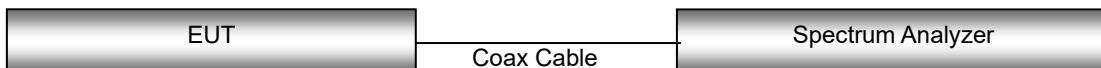
Note:

For testing the WIFI 6 GHz of this DUT, the selection of test channels was based on FCC guidance, with five channels selected across the entire WIFI 6 GHz Bands.

Justification for test configurations for WLAN per KDB Publication 248227 D01v02r02:

- Power measurements were performed for the transmission mode configuration with the highest maximum output power specified for production units.
- For transmission mode with the same maximum output power specification, powers were measured for the largest channel bandwidth, lowest order modulation and lowest data rate.
- For transmission modes with identical maximum specified output power, channel bandwidth, modulation and data rates, power measurements were required for all identical configurations.
- For each transmission mode configuration, powers were measured for the highest and lowest channels; and at the mid-band channel(s) when there were at least 5 channels supported.

Test Configuration



7. System Verification

7.1 Tissue Verification

The Head simulating material is calibrated by HCT using the DAKS 3.5 to determine the conductivity and permittivity.

| Table for Head Tissue Verification | | | | | | | | | |
|------------------------------------|-------------------|-------------|-------------|--------------------------------------|--|------------------------------------|--|----------------|------------------|
| Date of Tests | Tissue Temp. (°C) | Tissue Type | Freq. (MHz) | Measured Conductivity σ (S/m) | Measured Dielectric Constant, ϵ | Target Conductivity σ (S/m) | Target Dielectric Constant, ϵ | % dev σ | % dev ϵ |
| 10/10/2023 | 22.3 | 6.5 GHz | 6000 | 5.35 | 34.6 | 5.475 | 35.070 | -2.28% | -1.34% |
| | | | 6065 | 5.46 | 34.6 | 5.541 | 34.996 | -1.46% | -1.13% |
| | | | 6305 | 5.74 | 34.2 | 5.838 | 34.722 | -1.68% | -1.50% |
| | | | 6485 | 5.99 | 34.1 | 6.052 | 34.517 | -1.02% | -1.21% |
| | | | 6500 | 5.99 | 34.1 | 6.070 | 34.500 | -1.32% | -1.16% |
| | | | 6545 | 6.02 | 33.9 | 6.122 | 34.446 | -1.67% | -1.59% |
| | | | 6785 | 6.37 | 33.6 | 6.401 | 34.158 | -0.48% | -1.63% |
| | | | 7000 | 6.58 | 33.1 | 6.650 | 33.900 | -1.05% | -2.36% |
| | | | 7025 | 6.61 | 33.1 | 6.680 | 33.870 | -1.05% | -2.27% |
| | | | 7500 | 7.14 | 32.6 | 7.240 | 33.300 | -1.38% | -2.10% |
| 10/11/2023 | 22.2 | 6.5 GHz | 6000 | 5.35 | 34.9 | 5.475 | 35.070 | -2.28% | -0.48% |
| | | | 6065 | 5.46 | 34.9 | 5.541 | 34.996 | -1.46% | -0.27% |
| | | | 6305 | 5.73 | 34.4 | 5.838 | 34.722 | -1.85% | -0.93% |
| | | | 6485 | 5.99 | 34.4 | 6.052 | 34.517 | -1.02% | -0.34% |
| | | | 6500 | 5.99 | 34.3 | 6.070 | 34.500 | -1.32% | -0.58% |
| | | | 6545 | 6.03 | 34.2 | 6.122 | 34.446 | -1.50% | -0.71% |
| | | | 6785 | 6.38 | 33.8 | 6.401 | 34.158 | -0.33% | -1.05% |
| | | | 7000 | 6.59 | 33.3 | 6.650 | 33.900 | -0.90% | -1.77% |
| | | | 7025 | 6.63 | 33.3 | 6.680 | 33.870 | -0.75% | -1.68% |
| | | | 7500 | 7.15 | 32.7 | 7.240 | 33.300 | -1.24% | -1.80% |
| 10/12/2023 | 21.8 | 6.5 GHz | 6000 | 5.35 | 34.7 | 5.475 | 35.070 | -2.28% | -1.06% |
| | | | 6065 | 5.46 | 34.7 | 5.541 | 34.996 | -1.46% | -0.85% |
| | | | 6305 | 5.74 | 34.3 | 5.838 | 34.722 | -1.68% | -1.22% |
| | | | 6485 | 5.99 | 34.2 | 6.052 | 34.517 | -1.02% | -0.92% |
| | | | 6500 | 5.99 | 34.2 | 6.070 | 34.500 | -1.32% | -0.87% |
| | | | 6545 | 6.03 | 34.0 | 6.122 | 34.446 | -1.50% | -1.29% |
| | | | 6785 | 6.38 | 33.6 | 6.401 | 34.158 | -0.33% | -1.63% |
| | | | 7000 | 6.59 | 33.1 | 6.650 | 33.900 | -0.90% | -2.36% |
| | | | 7025 | 6.63 | 33.1 | 6.680 | 33.870 | -0.75% | -2.27% |
| | | | 7500 | 7.17 | 32.5 | 7.240 | 33.300 | -0.97% | -2.40% |

Table for Head Tissue Verification

| Date of Tests | Tissue Temp. (°C) | Tissue Type | Freq. (MHz) | Measured Conductivity σ (S/m) | Measured Dielectric Constant, ϵ | Target Conductivity σ (S/m) | Target Dielectric Constant, ϵ | % dev σ | % dev ϵ |
|---------------|-------------------|-------------|-------------|--------------------------------------|--|------------------------------------|--|----------------|------------------|
| 10/13/2023 | 21.2 | 6.5 ~ 8 GHz | 6350 | 5.80 | 34.1 | 5.893 | 34.680 | -1.58% | -1.67% |
| | | | 6500 | 5.92 | 34.1 | 6.070 | 34.500 | -2.47% | -1.16% |
| | | | 6850 | 6.36 | 33.4 | 6.476 | 34.080 | -1.79% | -2.00% |
| | | | 7000 | 6.52 | 33.1 | 6.650 | 33.900 | -1.95% | -2.36% |
| | | | 7350 | 6.95 | 32.5 | 7.063 | 33.480 | -1.60% | -2.93% |
| | | | 7500 | 7.07 | 32.4 | 7.240 | 33.300 | -2.35% | -2.70% |
| | | | 7600 | 7.10 | 32.4 | 7.360 | 33.180 | -3.53% | -2.35% |
| | | | 7850 | 7.40 | 31.8 | 7.660 | 32.880 | -3.39% | -3.28% |
| | | | 8000 | 7.57 | 31.7 | 7.840 | 32.700 | -3.44% | -3.06% |

The above measured tissue parameters were used in the DASY software. The DASY software was used to perform interpolation to determine the dielectric parameters at the SAR test device frequencies (per KDB publication 865664 D01v01r04 and IEEE 1528-2013 6.6.1.2). The tissue parameters listed in the SAR test plots may slightly differ from the table above due to significant digit rounding in the software. The SAR measurement system have implemented the SAR error compensation algorithms documented in IEC 62209-2 to automatically compensate the measured SAR results for deviations between the measured and required tissue dielectric parameters for all frequencies. The test lab has verified that the required SAR error compensation algorithm has been correctly applied to only scale up the measured SAR, not downward.

7.2 System Verification

Input Power: 50 mW

| Freq. [MHz] | Date | Probe (S/N) | Dipole (S/N) | Liquid | Amb. Temp. [°C] | Liquid Temp. [°C] | 1 W Target SAR _{1g} (SPEAG) [W/kg] | 50mW Measured SAR _{1g} [W/kg] | 1 W Normalized SAR _{1g} [W/kg] | Deviation [%] | Limit [%] |
|-------------|------------|-------------|--------------|--------|-----------------|-------------------|---|--|---|---------------|-----------|
| 6 500 | 10/10/2023 | 7702 | 1012 | Head | 22.4 | 22.3 | 289 | 14.3 | 286 | -1.04% | ± 10 |
| 6 500 | 10/11/2023 | 7702 | 1012 | Head | 22.3 | 22.2 | 289 | 14.0 | 280 | -3.11% | ± 10 |
| 6 500 | 10/12/2023 | 7702 | 1012 | Head | 21.9 | 21.8 | 289 | 14.5 | 290 | 0.35% | ± 10 |
| 6 500 | 10/13/2023 | 3903 | 1012 | Head | 21.3 | 21.2 | 289 | 14.4 | 288 | -0.35% | ± 10 |
| 8 000 | 10/13/2023 | 3903 | 1010 | Head | 21.3 | 21.2 | 267 | 12.2 | 244 | -8.61% | ± 10 |

7.3 Power Density Verification for 10GHz

Input Power: 10 mW

| Freq. [GHz] | Date | Probe (S/N) | Dipole (S/N) | Amb. Temp. [°C] | Normal psPD (W/m ² over 4 cm ²) | | Deviation [dB] | Total psPD (W/m ² over 4 cm ²) | | Deviation [dB] |
|-------------|------------|-------------|--------------|-----------------|--|--------|----------------|---|--------|----------------|
| | | | | | Measured | Target | | Measured | Target | |
| 10 | 09/13/2023 | 9486 | 1018 | 21.7 | 4.83 | 52.8 | - 0.39 | 4.86 | 53.1 | - 0.38 |
| 10 | 09/15/2023 | 9528 | 1018 | 21.3 | 5.33 | 52.8 | + 0.04 | 5.40 | 53.1 | + 0.07 |
| 10 | 09/18/2023 | 9486 | 1018 | 22.1 | 5.88 | 52.8 | + 0.47 | 5.91 | 53.1 | + 0.46 |
| 10 | 09/19/2023 | 9528 | 1018 | 22.3 | 5.15 | 52.8 | - 0.11 | 5.23 | 53.1 | - 0.07 |
| 10 | 09/20/2023 | 9486 | 1018 | 21.9 | 5.84 | 52.8 | + 0.44 | 5.88 | 53.1 | + 0.44 |
| 10 | 09/21/2023 | 9528 | 1018 | 21.3 | 5.21 | 52.8 | - 0.06 | 5.28 | 53.1 | - 0.02 |
| 10 | 09/29/2023 | 9528 | 1018 | 20.8 | 5.58 | 52.8 | + 0.24 | 5.66 | 53.1 | + 0.28 |

7.4 System Verification Procedure

For SAR Measurement

SAR measurement was prior to assessment; the system is verified to the ± 10 % of the specifications at each frequency band by using the system verification kit. (Graphic Plots Attached)

- Cabling the system, using the verification kit equipment.
- Generate about 10 mW Input level from the signal generator to the Dipole Antenna.
- Dipole antenna was placed below the flat phantom.
- The measured one-gram SAR at the surface of the phantom above the dipole feed-point should be within 10 % of the target reference value.
- The results are normalized to 1 W input power.

Note;

SAR Verification was performed according to the FCC KDB 865664 D01v01r04.

For Power Density Measurement

The system was verified to be within ±0.66 dB of the power density targets on the calibration certificate according to the test system specification in the user's manual and calibration facility recommendation. The 0.66 dB deviation threshold represents the expanded uncertainty for system performance checks using SPEAG's mmWave verification sources. The same spatial resolution and measurement region used in the source calibration was applied during the system check.

The measured power density distribution of verification source was also confirmed through visual inspection to have no noticeable differences, both spatially(shape) and numerically (level) from the distribution provided by the manufacturer, per November 2017 TCBC Workshop Notes.

8. SAR Test Data Summary

8.1 SAR Measurement Results

| 6 GHz WLAN Head SAR | | | | | | | | | | | | | | | | |
|--|-----|----------|----------|------------------|------------------|---------------------|-------------------|------------------|---------------|-------------|--|---------------------|----------------|-----------------------|---------------------|----------|
| Frequency | | Mode | Ant. No. | Band width (MHz) | Data Rate (Mbps) | Tune-Up Limit (dBm) | Meas. Power (dBm) | Power Drift (dB) | Test Position | Ant Config. | Duty Cycle | Meas. 1g SAR (W/kg) | Scaling Factor | Scaling Factor (Duty) | Reported SAR (W/kg) | Plot No. |
| MHz | Ch. | | | | | | | | | | | | | | | |
| 6 185 | 47 | 802.11ax | H | 160 | MCS0 | 9 | 8.76 | 0.19 | Left Cheek | Ant 1 | 99.6 | 0.002 | 1.057 | 1.004 | 0.002 | - |
| 6 185 | 47 | 802.11ax | H | 160 | MCS0 | 9 | 8.76 | -0.06 | Left Tilt | Ant 1 | 99.6 | 0.006 | 1.057 | 1.004 | 0.006 | - |
| 6 185 | 47 | 802.11ax | H | 160 | MCS0 | 9 | 8.76 | -0.18 | Right Cheek | Ant 1 | 99.6 | 0.140 | 1.057 | 1.004 | 0.149 | A1 |
| 6 185 | 47 | 802.11ax | H | 160 | MCS0 | 9 | 8.76 | -0.11 | Right Tilt | Ant 1 | 99.6 | 0.046 | 1.057 | 1.004 | 0.049 | - |
| 6 025 | 15 | 802.11ax | H | 160 | MCS0 | 9 | 8.63 | -0.17 | Right Cheek | Ant 1 | 99.6 | 0.079 | 1.089 | 1.004 | 0.086 | - |
| 6 505 | 111 | 802.11ax | H | 160 | MCS0 | 9 | 8.58 | 0.00 | Right Cheek | Ant 1 | 99.6 | 0.093 | 1.102 | 1.004 | 0.103 | - |
| 6 825 | 175 | 802.11ax | H | 160 | MCS0 | 9 | 8.53 | 0.13 | Right Cheek | Ant 1 | 99.6 | 0.028 | 1.114 | 1.004 | 0.031 | - |
| 6 985 | 207 | 802.11ax | H | 160 | MCS0 | 9 | 8.39 | -0.03 | Right Cheek | Ant 1 | 99.6 | 0 | 1.151 | 1.004 | 0.000 | - |
| 6 185 | 111 | 802.11ax | E | 160 | MCS0 | 9 | 8.84 | 0.04 | Left Cheek | Ant 2 | 99.6 | 0.030 | 1.038 | 1.004 | 0.031 | - |
| 6 185 | 111 | 802.11ax | E | 160 | MCS0 | 9 | 8.84 | 0.00 | Left Tilt | Ant 2 | 99.6 | 0.006 | 1.038 | 1.004 | 0.006 | - |
| 6 185 | 111 | 802.11ax | E | 160 | MCS0 | 9 | 8.84 | 0.13 | Right Cheek | Ant 2 | 99.6 | 0.005 | 1.038 | 1.004 | 0.005 | - |
| 6 185 | 111 | 802.11ax | E | 160 | MCS0 | 9 | 8.84 | -0.13 | Right Tilt | Ant 2 | 99.6 | 0.002 | 1.038 | 1.004 | 0.002 | - |
| 6 025 | 15 | 802.11ax | E | 160 | MCS0 | 9 | 8.45 | -0.13 | Right Cheek | Ant 2 | 99.6 | 0.003 | 1.135 | 1.004 | 0.003 | - |
| 6 505 | 47 | 802.11ax | E | 160 | MCS0 | 9 | 8.62 | 0.11 | Right Cheek | Ant 2 | 99.6 | 0.028 | 1.091 | 1.004 | 0.031 | - |
| 6 825 | 175 | 802.11ax | E | 160 | MCS0 | 9 | 7.04 | 0.00 | Right Cheek | Ant 2 | 99.6 | 0.061 | 1.570 | 1.004 | 0.096 | A2 |
| 6 985 | 207 | 802.11ax | E | 160 | MCS0 | 9 | 8.13 | 0.13 | Right Cheek | Ant 2 | 99.6 | 0.037 | 1.222 | 1.004 | 0.045 | - |
| 6 505 | 111 | 802.11ax | H+E | 160 | MCS0 | 12 | 11.72 | -0.12 | Left Cheek | MIMO | 99.6 | 0.038 | 1.102 | 1.004 | 0.042 | - |
| 6 505 | 111 | 802.11ax | H+E | 160 | MCS0 | 12 | 11.72 | -0.13 | Left Tilt | MIMO | 99.6 | 0.025 | 1.102 | 1.004 | 0.028 | - |
| 6 505 | 111 | 802.11ax | H+E | 160 | MCS0 | 12 | 11.72 | -0.13 | Right Cheek | MIMO | 99.6 | 0.120 | 1.102 | 1.004 | 0.133 | A3 |
| 6 505 | 111 | 802.11ax | H+E | 160 | MCS0 | 12 | 11.72 | 0.01 | Right Tilt | MIMO | 99.6 | 0.020 | 1.102 | 1.004 | 0.022 | - |
| 6 025 | 15 | 802.11ax | H+E | 160 | MCS0 | 12 | 11.55 | 0.00 | Right Cheek | MIMO | 99.6 | 0.097 | 1.135 | 1.004 | 0.111 | - |
| 6 185 | 47 | 802.11ax | H+E | 160 | MCS0 | 12 | 11.70 | 0.15 | Right Cheek | MIMO | 99.6 | 0.083 | 1.091 | 1.004 | 0.091 | - |
| 6 825 | 175 | 802.11ax | H+E | 160 | MCS0 | 12 | 10.85 | 0.00 | Right Cheek | MIMO | 99.6 | 0.017 | 1.570 | 1.004 | 0.027 | - |
| 6 985 | 207 | 802.11ax | H+E | 160 | MCS0 | 12 | 11.27 | 0.16 | Right Cheek | MIMO | 99.6 | 0.003 | 1.222 | 1.004 | 0.004 | - |
| ANSI/ IEEE C95.1 - 2005– Safety Limit Spatial Peak Uncontrolled Exposure/ General Population | | | | | | | | | | | Head 1.6 W/kg Averaged over 1 gram | | | | | |

Note: To achieve the 13 dBm maximum allowed MIMO power shown in the documentation, each antenna transmits at a maximum allowed power of 10 dBm.

6 GHz WLAN Body SAR

| Frequency | | Mode | Ant. No. | Band width (MHz) | Data Rate (Mbps) | Tune-Up Limit (dBm) | Meas. Power (dBm) | Power Drift (dB) | Test Position | Ant Config. | Duty Cycle | Distance (mm) | Meas. 1g SAR (W/kg) | Scaling Factor | Scaling Factor (Duty) | Reported SAR (W/kg) | Plot No. |
|--|-----|----------|----------|------------------|------------------|---------------------|-------------------|------------------|---------------|-------------|------------|--|---------------------|----------------|-----------------------|---------------------|----------|
| MHz | Ch. | | | | | | | | | | | | | | | | |
| 6 185 | 47 | 802.11ax | H | 160 | MCS0 | 9 | 8.76 | 0.17 | Rear | Ant 1 | 99.6 | 10 | 0.035 | 1.057 | 1.004 | 0.037 | B1 |
| 6 185 | 47 | 802.11ax | H | 160 | MCS0 | 9 | 8.76 | 0.11 | Front | Ant 1 | 99.6 | 10 | 0.018 | 1.057 | 1.004 | 0.019 | - |
| 6 505 | 111 | 802.11ax | E | 160 | MCS0 | 9 | 8.84 | 0.15 | Rear | Ant 2 | 99.6 | 10 | 0.033 | 1.038 | 1.004 | 0.034 | B2 |
| 6 505 | 111 | 802.11ax | E | 160 | MCS0 | 9 | 8.84 | 0.14 | Front | Ant 2 | 99.6 | 10 | 0.002 | 1.038 | 1.004 | 0.002 | - |
| 6 505 | 111 | 802.11ax | H+E | 160 | MCS0 | 12 | 11.72 | 0.17 | Rear | MIMO | 99.6 | 10 | 0.041 | 1.102 | 1.004 | 0.045 | B3 |
| 6 505 | 111 | 802.11ax | H+E | 160 | MCS0 | 12 | 11.72 | 0.11 | Front | MIMO | 99.6 | 10 | 0.019 | 1.102 | 1.004 | 0.021 | - |
| ANSI/ IEEE C95.1 - 2005– Safety Limit Spatial Peak Uncontrolled Exposure/ General Population | | | | | | | | | | | | Body 1.6 W/kg Averaged over 1 gram | | | | | |

Note: To achieve the 13 dBm maximum allowed MIMO power shown in the documentation, each antenna transmits at a maximum allowed power of 10 dBm.

| 6 GHz WLAN Phablet SAR 10g | | | | | | | | | | | | | | | | | |
|--|-----|----------|----------|------------------|------------------|---------------------|-------------------|------------------|---------------|-------------|------------|--|----------------------|----------------|-----------------------|---------------------|----------|
| Frequency | | Mode | Ant. No. | Band width (MHz) | Data Rate (Mbps) | Tune-Up Limit (dBm) | Meas. Power (dBm) | Power Drift (dB) | Test Position | Ant Config. | Duty Cycle | Distance (mm) | Meas. 10g SAR (W/kg) | Scaling Factor | Scaling Factor (Duty) | Reported SAR (W/kg) | Plot No. |
| Mhz | Ch. | | | | | | | | | | | | | | | | |
| 6 185 | 47 | 802.11ax | H | 160 | MCS0 | 9 | 8.76 | 0.18 | Rear | Ant 1 | 99.6 | 0 | 0.059 | 1.057 | 1.004 | 0.063 | - |
| 6 185 | 47 | 802.11ax | H | 160 | MCS0 | 9 | 8.76 | 0.18 | Front | Ant 1 | 99.6 | 0 | 0.078 | 1.057 | 1.004 | 0.083 | - |
| 6 185 | 47 | 802.11ax | H | 160 | MCS0 | 9 | 8.76 | 0.17 | Left | Ant 1 | 99.6 | 0 | 0.242 | 1.057 | 1.004 | 0.257 | - |
| 6 185 | 47 | 802.11ax | H | 160 | MCS0 | 9 | 8.76 | -0.13 | Top | Ant 1 | 99.6 | 0 | 0.018 | 1.057 | 1.004 | 0.019 | - |
| 6 025 | 15 | 802.11ax | H | 160 | MCS0 | 9 | 8.63 | -0.02 | Left | Ant 1 | 99.6 | 0 | 0.297 | 1.089 | 1.004 | 0.325 | - |
| 6 505 | 111 | 802.11ax | H | 160 | MCS0 | 9 | 8.58 | -0.06 | Left | Ant 1 | 99.6 | 0 | 0.299 | 1.102 | 1.004 | 0.331 | C1 |
| 6 825 | 175 | 802.11ax | H | 160 | MCS0 | 9 | 8.53 | 0.13 | Left | Ant 1 | 99.6 | 0 | 0.132 | 1.114 | 1.004 | 0.148 | - |
| 6 985 | 207 | 802.11ax | H | 160 | MCS0 | 9 | 8.39 | 0.11 | Left | Ant 1 | 99.6 | 0 | 0.077 | 1.151 | 1.004 | 0.089 | - |
| 6 505 | 111 | 802.11ax | E | 160 | MCS0 | 9 | 8.84 | 0.12 | Rear | Ant 2 | 99.6 | 0 | 0.092 | 1.038 | 1.004 | 0.096 | - |
| 6 505 | 111 | 802.11ax | E | 160 | MCS0 | 9 | 8.84 | 0.12 | Front | Ant 2 | 99.6 | 0 | 0.024 | 1.038 | 1.004 | 0.025 | - |
| 6 505 | 111 | 802.11ax | E | 160 | MCS0 | 9 | 8.84 | 0.14 | Right | Ant 2 | 99.6 | 0 | 0.014 | 1.038 | 1.004 | 0.015 | - |
| 6 505 | 111 | 802.11ax | E | 160 | MCS0 | 9 | 8.84 | -0.01 | Top | Ant 2 | 99.6 | 0 | 0.027 | 1.038 | 1.004 | 0.028 | - |
| 6 025 | 15 | 802.11ax | E | 160 | MCS0 | 9 | 8.45 | 0.15 | Rear | Ant 2 | 99.6 | 0 | 0.075 | 1.135 | 1.004 | 0.085 | - |
| 6 185 | 47 | 802.11ax | E | 160 | MCS0 | 9 | 8.62 | -0.16 | Rear | Ant 2 | 99.6 | 0 | 0.074 | 1.091 | 1.004 | 0.081 | - |
| 6 825 | 175 | 802.11ax | E | 160 | MCS0 | 9 | 7.04 | -0.17 | Rear | Ant 2 | 99.6 | 0 | 0.146 | 1.570 | 1.004 | 0.230 | C2 |
| 6 985 | 207 | 802.11ax | E | 160 | MCS0 | 9 | 8.13 | -0.13 | Rear | Ant 2 | 99.6 | 0 | 0.091 | 1.222 | 1.004 | 0.112 | - |
| 6 505 | 111 | 802.11ax | H+E | 160 | MCS0 | 12 | 11.72 | 0.10 | Rear | MIMO | 99.6 | 0 | 0.044 | 1.102 | 1.004 | 0.049 | - |
| 6 505 | 111 | 802.11ax | H+E | 160 | MCS0 | 12 | 11.72 | -0.18 | Front | MIMO | 99.6 | 0 | 0.083 | 1.102 | 1.004 | 0.092 | - |
| 6 505 | 111 | 802.11ax | H+E | 160 | MCS0 | 12 | 11.72 | 0.13 | Left | MIMO | 99.6 | 0 | 0.259 | 1.102 | 1.004 | 0.287 | - |
| 6 505 | 111 | 802.11ax | H+E | 160 | MCS0 | 12 | 11.72 | 0.05 | Right | MIMO | 99.6 | 0 | 0.007 | 1.102 | 1.004 | 0.008 | - |
| 6 505 | 111 | 802.11ax | H+E | 160 | MCS0 | 12 | 11.72 | 0.12 | Top | MIMO | 99.6 | 0 | 0.015 | 1.102 | 1.004 | 0.017 | - |
| 6 025 | 15 | 802.11ax | H+E | 160 | MCS0 | 12 | 11.55 | 0.15 | Left | MIMO | 99.6 | 0 | 0.289 | 1.135 | 1.004 | 0.329 | C3 |
| 6 185 | 47 | 802.11ax | H+E | 160 | MCS0 | 12 | 11.70 | 0.10 | Left | MIMO | 99.6 | 0 | 0.251 | 1.091 | 1.004 | 0.275 | - |
| 6 825 | 175 | 802.11ax | H+E | 160 | MCS0 | 12 | 10.85 | 0.12 | Left | MIMO | 99.6 | 0 | 0.135 | 1.570 | 1.004 | 0.213 | - |
| 6 985 | 207 | 802.11ax | H+E | 160 | MCS0 | 12 | 11.27 | 0.14 | Left | MIMO | 99.6 | 0 | 0.075 | 1.222 | 1.004 | 0.092 | - |
| ANSI/ IEEE C95.1 - 2005– Safety Limit Spatial Peak Uncontrolled Exposure/ General Population | | | | | | | | | | | | Phablet 4.0 W/kg Averaged over 10 gram | | | | | |

Note: To achieve the 13 dBm maximum allowed MIMO power shown in the documentation, each antenna transmits at a maximum allowed power of 10 dBm.

| UWB Phablet SAR 10g | | | | | | | | | |
|--|-----|------|----------|------------------|---------------|-------------|--|----------------------|----------|
| Frequency | | Mode | Ant. No. | Power Drift (dB) | Test Position | Ant Config. | Distance (mm) | Meas. 10g SAR (W/kg) | Plot No. |
| MHz | Ch. | | | | | | | | |
| 6 489.6 | 5 | CW | 1 | 0.13 | Rear | 1 | 0 | 0 | - |
| 6 489.6 | 5 | CW | 1 | 0.11 | Front | 1 | 0 | 0 | - |
| 6 489.6 | 5 | CW | 1 | 0.07 | Left | 1 | 0 | 0 | - |
| 6 489.6 | 5 | CW | 1 | 0.17 | Top | 1 | 0 | 0 | - |
| 7 987.2 | 9 | CW | 1 | 0.16 | Rear | 1 | 0 | 0 | - |
| 7 987.2 | 9 | CW | 1 | -0.07 | Front | 1 | 0 | 0 | - |
| 7 987.2 | 9 | CW | 1 | 0.12 | Left | 1 | 0 | 0.002 | C4 |
| 7 987.2 | 9 | CW | 1 | 0.00 | Top | 1 | 0 | 0 | - |
| ANSI/ IEEE C95.1 - 2005– Safety Limit Spatial Peak Uncontrolled Exposure/ General Population | | | | | | | Phablet 4.0 W/kg Averaged over 10 gram | | |

8.2 Absorbed Power Density Results

| 6 GHz WLAN Absorbed Power Density Head | | | | | | | | | | | | |
|--|-----|----------|----------|------------------|------------------|---------------------|-------------------|------------------|---------------|-------------|---|----------|
| Frequency | | Mode | Ant. No. | Band width (MHz) | Data Rate (Mbps) | Tune-Up Limit (dBm) | Meas. Power (dBm) | Power Drift (dB) | Test Position | Ant Config. | Meas. APD 4 cm ² (mW/cm ²) | Plot No. |
| MHz | Ch. | | | | | | | | | | | |
| 6 185 | 47 | 802.11ax | H | 160 | MCS0 | 9 | 8.76 | 0.19 | Left Cheek | Ant 1 | 0.0008 | - |
| 6 185 | 47 | 802.11ax | H | 160 | MCS0 | 9 | 8.76 | -0.06 | Left Tilt | Ant 1 | 0.0031 | - |
| 6 185 | 47 | 802.11ax | H | 160 | MCS0 | 9 | 8.76 | -0.18 | Right Cheek | Ant 1 | 0.0688 | A1 |
| 6 185 | 47 | 802.11ax | H | 160 | MCS0 | 9 | 8.76 | -0.11 | Right Tilt | Ant 1 | 0.0284 | - |
| 6 025 | 15 | 802.11ax | H | 160 | MCS0 | 9 | 8.63 | -0.17 | Right Cheek | Ant 1 | 0.0429 | - |
| 6 505 | 111 | 802.11ax | H | 160 | MCS0 | 9 | 8.58 | 0.00 | Right Cheek | Ant 1 | 0.0468 | - |
| 6 825 | 175 | 802.11ax | H | 160 | MCS0 | 9 | 8.53 | 0.13 | Right Cheek | Ant 1 | 0.0152 | - |
| 6 985 | 207 | 802.11ax | H | 160 | MCS0 | 9 | 8.39 | -0.03 | Right Cheek | Ant 1 | 0.0008 | - |
| 6 185 | 111 | 802.11ax | E | 160 | MCS0 | 9 | 8.84 | 0.04 | Left Cheek | Ant 2 | 0.0105 | - |
| 6 185 | 111 | 802.11ax | E | 160 | MCS0 | 9 | 8.84 | 0.00 | Left Tilt | Ant 2 | 0.0042 | - |
| 6 185 | 111 | 802.11ax | E | 160 | MCS0 | 9 | 8.84 | 0.13 | Right Cheek | Ant 2 | 0.0032 | - |
| 6 185 | 111 | 802.11ax | E | 160 | MCS0 | 9 | 8.84 | -0.13 | Right Tilt | Ant 2 | 0.0004 | - |
| 6 025 | 15 | 802.11ax | E | 160 | MCS0 | 9 | 8.45 | -0.13 | Right Cheek | Ant 2 | 0.0024 | - |
| 6 505 | 47 | 802.11ax | E | 160 | MCS0 | 9 | 8.62 | 0.11 | Right Cheek | Ant 2 | 0.0117 | - |
| 6 825 | 175 | 802.11ax | E | 160 | MCS0 | 9 | 7.04 | 0.00 | Right Cheek | Ant 2 | 0.0222 | A2 |
| 6 985 | 207 | 802.11ax | E | 160 | MCS0 | 9 | 8.13 | 0.13 | Right Cheek | Ant 2 | 0.0123 | - |
| 6 505 | 111 | 802.11ax | H+E | 160 | MCS0 | 12 | 11.72 | -0.12 | Left Cheek | MIMO | 0.0131 | - |
| 6 505 | 111 | 802.11ax | H+E | 160 | MCS0 | 12 | 11.72 | -0.13 | Left Tilt | MIMO | 0.008 | - |
| 6 505 | 111 | 802.11ax | H+E | 160 | MCS0 | 12 | 11.72 | -0.13 | Right Cheek | MIMO | 0.0589 | A3 |
| 6 505 | 111 | 802.11ax | H+E | 160 | MCS0 | 12 | 11.72 | 0.01 | Right Tilt | MIMO | 0.0084 | - |
| 6 025 | 15 | 802.11ax | H+E | 160 | MCS0 | 12 | 11.55 | 0.00 | Right Cheek | MIMO | 0.0525 | - |
| 6 185 | 47 | 802.11ax | H+E | 160 | MCS0 | 12 | 11.70 | 0.15 | Right Cheek | MIMO | 0.0422 | - |
| 6 825 | 175 | 802.11ax | H+E | 160 | MCS0 | 12 | 10.85 | 0.00 | Right Cheek | MIMO | 0.0074 | - |
| 6 985 | 207 | 802.11ax | H+E | 160 | MCS0 | 12 | 11.27 | 0.16 | Right Cheek | MIMO | 0.0012 | - |

| 6 GHz WLAN Absorbed Power Density Body | | | | | | | | | | | | | |
|--|-----|----------|----------|------------------|------------------|---------------------|-------------------|------------------|---------------|-------------|---------------|---|----------|
| Frequency | | Mode | Ant. No. | Band width (MHz) | Data Rate (Mbps) | Tune-Up Limit (dBm) | Meas. Power (dBm) | Power Drift (dB) | Test Position | Ant Config. | Distance (mm) | Meas. APD 4 cm ² (mW/cm ²) | Plot No. |
| MHz | Ch. | | | | | | | | | | | | |
| 6 185 | 47 | 802.11ax | H | 160 | MCS0 | 9 | 8.76 | 0.17 | Rear | Ant 1 | 10 | 0.0255 | B1 |
| 6 185 | 47 | 802.11ax | H | 160 | MCS0 | 9 | 8.76 | 0.11 | Front | Ant 1 | 10 | 0.0143 | - |
| 6 505 | 111 | 802.11ax | E | 160 | MCS0 | 9 | 8.84 | 0.15 | Rear | Ant 2 | 10 | 0.0221 | B2 |
| 6 505 | 111 | 802.11ax | E | 160 | MCS0 | 9 | 8.84 | 0.14 | Front | Ant 2 | 10 | 0.0011 | - |
| 6 505 | 111 | 802.11ax | H+E | 160 | MCS0 | 12 | 11.72 | 0.17 | Rear | MIMO | 10 | 0.0315 | B3 |
| 6 505 | 111 | 802.11ax | H+E | 160 | MCS0 | 12 | 11.72 | 0.11 | Front | MIMO | 10 | 0.0117 | - |

| 6 GHz WLAN Absorbed Power Density Phablet | | | | | | | | | | | | | |
|---|-----|----------|----------|------------------|------------------|---------------------|-------------------|------------------|---------------|-------------|---------------|---|----------|
| Frequency | | Mode | Ant. No. | Band width (MHz) | Data Rate (Mbps) | Tune-Up Limit (dBm) | Meas. Power (dBm) | Power Drift (dB) | Test Position | Ant Config. | Distance (mm) | Meas. APD 4 cm ² (mW/cm ²) | Plot No. |
| Mhz | Ch. | | | | | | | | | | | | |
| 6 185 | 47 | 802.11ax | H | 160 | MCS0 | 9 | 8.76 | 0.18 | Rear | Ant 1 | 0 | 0.139 | - |
| 6 185 | 47 | 802.11ax | H | 160 | MCS0 | 9 | 8.76 | 0.18 | Front | Ant 1 | 0 | 0.188 | - |
| 6 185 | 47 | 802.11ax | H | 160 | MCS0 | 9 | 8.76 | 0.17 | Left | Ant 1 | 0 | 0.589 | - |
| 6 185 | 47 | 802.11ax | H | 160 | MCS0 | 9 | 8.76 | -0.13 | Top | Ant 1 | 0 | 0.0458 | - |
| 6 025 | 15 | 802.11ax | H | 160 | MCS0 | 9 | 8.63 | -0.02 | Left | Ant 1 | 0 | 0.718 | - |
| 6 505 | 111 | 802.11ax | H | 160 | MCS0 | 9 | 8.58 | -0.06 | Left | Ant 1 | 0 | 0.724 | C1 |
| 6 825 | 175 | 802.11ax | H | 160 | MCS0 | 9 | 8.53 | 0.13 | Left | Ant 1 | 0 | 0.323 | - |
| 6 985 | 207 | 802.11ax | H | 160 | MCS0 | 9 | 8.39 | 0.11 | Left | Ant 1 | 0 | 0.191 | - |
| 6 505 | 111 | 802.11ax | E | 160 | MCS0 | 9 | 8.84 | 0.12 | Rear | Ant 2 | 0 | 0.220 | - |
| 6 505 | 111 | 802.11ax | E | 160 | MCS0 | 9 | 8.84 | 0.12 | Front | Ant 2 | 0 | 0.0579 | - |
| 6 505 | 111 | 802.11ax | E | 160 | MCS0 | 9 | 8.84 | 0.14 | Right | Ant 2 | 0 | 0.0354 | - |
| 6 505 | 111 | 802.11ax | E | 160 | MCS0 | 9 | 8.84 | -0.01 | Top | Ant 2 | 0 | 0.0653 | - |
| 6 025 | 15 | 802.11ax | E | 160 | MCS0 | 9 | 8.45 | 0.15 | Rear | Ant 2 | 0 | 0.177 | - |
| 6 185 | 47 | 802.11ax | E | 160 | MCS0 | 9 | 8.62 | -0.16 | Rear | Ant 2 | 0 | 0.175 | - |
| 6 825 | 175 | 802.11ax | E | 160 | MCS0 | 9 | 7.04 | -0.17 | Rear | Ant 2 | 0 | 0.349 | C2 |
| 6 985 | 207 | 802.11ax | E | 160 | MCS0 | 9 | 8.13 | -0.13 | Rear | Ant 2 | 0 | 0.221 | - |
| 6 505 | 111 | 802.11ax | H+E | 160 | MCS0 | 12 | 11.72 | 0.10 | Rear | MIMO | 0 | 0.106 | - |
| 6 505 | 111 | 802.11ax | H+E | 160 | MCS0 | 12 | 11.72 | -0.18 | Front | MIMO | 0 | 0.200 | - |
| 6 505 | 111 | 802.11ax | H+E | 160 | MCS0 | 12 | 11.72 | 0.13 | Left | MIMO | 0 | 0.637 | - |
| 6 505 | 111 | 802.11ax | H+E | 160 | MCS0 | 12 | 11.72 | 0.05 | Right | MIMO | 0 | 0.0182 | - |
| 6 505 | 111 | 802.11ax | H+E | 160 | MCS0 | 12 | 11.72 | 0.12 | Top | MIMO | 0 | 0.0386 | - |
| 6 025 | 15 | 802.11ax | H+E | 160 | MCS0 | 12 | 11.55 | 0.15 | Left | MIMO | 0 | 0.702 | C3 |
| 6 185 | 47 | 802.11ax | H+E | 160 | MCS0 | 12 | 11.70 | 0.10 | Left | MIMO | 0 | 0.609 | - |
| 6 825 | 175 | 802.11ax | H+E | 160 | MCS0 | 12 | 10.85 | 0.12 | Left | MIMO | 0 | 0.326 | - |
| 6 985 | 207 | 802.11ax | H+E | 160 | MCS0 | 12 | 11.27 | 0.14 | Left | MIMO | 0 | 0.186 | - |

| UWB Absorbed Power Density Phablet | | | | | | | | | |
|------------------------------------|-----|------|----------|------------------|---------------|-------------|---------------|---|----------|
| Frequency | | Mode | Ant. No. | Power Drift (dB) | Test Position | Ant Config. | Distance (mm) | Meas. APD 4 cm ² (mW/cm ²) | Plot No. |
| MHz | Ch. | | | | | | | | |
| 6 489.6 | 5 | CW | I | 0.13 | Rear | 1 | 0 | 0.0022 | - |
| 6 489.6 | 5 | CW | I | 0.11 | Front | 1 | 0 | 0.0018 | - |
| 6 489.6 | 5 | CW | I | 0.07 | Left | 1 | 0 | 0.0015 | - |
| 6 489.6 | 5 | CW | I | 0.17 | Top | 1 | 0 | 0 | - |
| 7 987.2 | 9 | CW | I | 0.16 | Rear | 1 | 0 | 0.0012 | - |
| 7 987.2 | 9 | CW | I | -0.07 | Front | 1 | 0 | 0.0016 | - |
| 7 987.2 | 9 | CW | I | 0.12 | Left | 1 | 0 | 0.0036 | C4 |
| 7 987.2 | 9 | CW | I | 0.00 | Top | 1 | 0 | 0.0006 | - |

8.3 Power Density Results

| 6 GHz WLAN Power Density Phablet | | | | | | | | | | | | | | | | | | | | |
|---|-----|----------|------------------|------------------|---------------------|-------------------|------------------|----------|---------------|---------------|--------------|------------|---------------|--------------|--|---|-----------------------------|---------------------|------------------------------|----------|
| Frequency | | Mode | Band width (MHz) | Data Rate (Mbps) | Tune-Up Limit (dBm) | Meas. Power (dBm) | Power Drift (dB) | Peak No. | Distance (mm) | Test Position | Ant. Config. | Duty Cycle | Grid Step (λ) | Ipd (mW/cm²) | Scaling Factor for Measurement Uncertainty per IEC 62479 | Normal psPD (mW/cm²) | Scaled Normal psPD (mW/cm²) | Total psPD (mW/cm²) | Reported 4 cm² psPD (mW/cm²) | Plot No. |
| Mhz | Ch. | | | | | | | | | | | | | | | | | | | |
| 6 185 | 47 | 802.11ax | 160 | MCS0 | 9 | 8.76 | -0.18 | 1 | 2 | Rear | Ant 1 | 99.6 | 0.042 | N/A | 1.116 | 0.309 | 0.345 | 0.425 | 0.474 | - |
| 6 185 | 47 | 802.11ax | 160 | MCS0 | 9 | 8.76 | 0.16 | 1 | 2 | Front | Ant 1 | 99.6 | 0.042 | N/A | 1.116 | 0.283 | 0.316 | 0.443 | 0.494 | - |
| 6 185 | 47 | 802.11ax | 160 | MCS0 | 9 | 8.76 | 0.00 | 1 | 2 | Left | Ant 1 | 99.6 | 0.042 | N/A | 1.116 | 0.290 | 0.324 | 0.532 | 0.594 | D1 |
| 6 185 | 47 | 802.11ax | 160 | MCS0 | 9 | 8.76 | -0.18 | 1 | 2 | Top | Ant 1 | 99.6 | 0.042 | N/A | 1.116 | 0.0446 | 0.050 | 0.0683 | 0.076 | - |
| 6 025 | 15 | 802.11ax | 160 | MCS0 | 9 | 8.63 | -0.11 | 1 | 2 | Left | Ant 1 | 99.6 | 0.041 | N/A | 1.116 | 0.196 | 0.219 | 0.377 | 0.421 | - |
| 6 505 | 111 | 802.11ax | 160 | MCS0 | 9 | 8.58 | -0.16 | 1 | 2 | Left | Ant 1 | 99.6 | 0.044 | N/A | 1.116 | 0.188 | 0.210 | 0.412 | 0.460 | - |
| 6 825 | 175 | 802.11ax | 160 | MCS0 | 9 | 8.53 | -0.13 | 1 | 2 | Left | Ant 1 | 99.6 | 0.046 | N/A | 1.116 | 0.105 | 0.117 | 0.198 | 0.221 | - |
| 6 985 | 207 | 802.11ax | 160 | MCS0 | 9 | 8.39 | -0.17 | 1 | 2 | Left | Ant 1 | 99.6 | 0.048 | N/A | 1.116 | 0.0633 | 0.071 | 0.117 | 0.131 | - |
| 6 505 | 111 | 802.11ax | 160 | MCS0 | 9 | 8.84 | -0.04 | 1 | 2 | Rear | Ant 2 | 99.6 | 0.044 | N/A | 1.116 | 0.215 | 0.240 | 0.386 | 0.431 | D2 |
| 6 505 | 111 | 802.11ax | 160 | MCS0 | 9 | 8.84 | 0.10 | 1 | 2 | Front | Ant 2 | 99.6 | 0.044 | N/A | 1.116 | 0.0542 | 0.060 | 0.0757 | 0.084 | - |
| 6 505 | 111 | 802.11ax | 160 | MCS0 | 9 | 8.84 | 0.14 | 1 | 2 | Right | Ant 2 | 99.6 | 0.044 | N/A | 1.116 | 0.0601 | 0.067 | 0.0948 | 0.106 | - |
| 6 505 | 111 | 802.11ax | 160 | MCS0 | 9 | 8.84 | 0.19 | 1 | 2 | Top | Ant 2 | 99.6 | 0.044 | N/A | 1.116 | 0.0603 | 0.067 | 0.102 | 0.114 | - |
| 6 025 | 15 | 802.11ax | 160 | MCS0 | 9 | 8.45 | -0.14 | 1 | 2 | Rear | Ant 2 | 99.6 | 0.041 | N/A | 1.116 | 0.114 | 0.127 | 0.196 | 0.219 | - |
| 6 185 | 47 | 802.11ax | 160 | MCS0 | 9 | 8.62 | -0.02 | 1 | 2 | Rear | Ant 2 | 99.6 | 0.042 | N/A | 1.116 | 0.119 | 0.133 | 0.215 | 0.240 | - |
| 6 825 | 175 | 802.11ax | 160 | MCS0 | 9 | 7.04 | -0.14 | 1 | 2 | Rear | Ant 2 | 99.6 | 0.046 | N/A | 1.116 | 0.136 | 0.152 | 0.295 | 0.329 | - |
| 6 985 | 207 | 802.11ax | 160 | MCS0 | 9 | 8.13 | -0.13 | 1 | 2 | Rear | Ant 2 | 99.6 | 0.048 | N/A | 1.116 | 0.0918 | 0.102 | 0.157 | 0.175 | - |
| 6 505 | 111 | 802.11ax | 160 | MCS0 | 12 | 11.72 | 0.11 | 1 | 2 | Rear | MIMO | 99.6 | 0.044 | N/A | 1.116 | 0.161 | 0.180 | 0.363 | 0.405 | - |
| 6 505 | 111 | 802.11ax | 160 | MCS0 | 12 | 11.72 | 0.09 | 2 | 2 | Rear | MIMO | 99.6 | 0.044 | N/A | 1.116 | 0.200 | 0.223 | 0.351 | 0.392 | - |
| 6 505 | 111 | 802.11ax | 160 | MCS0 | 12 | 11.72 | 0.11 | 1 | 2 | Front | MIMO | 99.6 | 0.044 | N/A | 1.116 | 0.244 | 0.272 | 0.528 | 0.589 | - |
| 6 505 | 111 | 802.11ax | 160 | MCS0 | 12 | 11.72 | -0.08 | 1 | 2 | Left | MIMO | 99.6 | 0.044 | N/A | 1.116 | 0.297 | 0.331 | 0.606 | 0.676 | D3 |
| 6 505 | 111 | 802.11ax | 160 | MCS0 | 12 | 11.72 | -0.05 | 1 | 2 | Right | MIMO | 99.6 | 0.044 | N/A | 1.116 | 0.060 | 0.067 | 0.118 | 0.132 | - |
| 6 505 | 111 | 802.11ax | 160 | MCS0 | 12 | 11.72 | -0.16 | 1 | 2 | Top | MIMO | 99.6 | 0.044 | N/A | 1.116 | 0.182 | 0.203 | 0.337 | 0.376 | - |
| 6 025 | 15 | 802.11ax | 160 | MCS0 | 12 | 11.55 | 0.11 | 1 | 2 | Left | MIMO | 99.6 | 0.041 | N/A | 1.116 | 0.212 | 0.237 | 0.433 | 0.483 | - |
| 6 185 | 47 | 802.11ax | 160 | MCS0 | 12 | 11.70 | -0.08 | 1 | 2 | Left | MIMO | 99.6 | 0.042 | N/A | 1.116 | 0.157 | 0.175 | 0.305 | 0.340 | - |
| 6 825 | 175 | 802.11ax | 160 | MCS0 | 12 | 10.85 | 0.16 | 1 | 2 | Left | MIMO | 99.6 | 0.046 | N/A | 1.116 | 0.0922 | 0.103 | 0.188 | 0.210 | - |
| 6 985 | 207 | 802.11ax | 160 | MCS0 | 12 | 11.27 | 0.13 | 1 | 2 | Left | MIMO | 99.6 | 0.048 | N/A | 1.116 | 0.0678 | 0.076 | 0.129 | 0.144 | - |
| 47 CFR §1.1310 – Safety Limit Spatial Average Uncontrolled Exposure/ General Population | | | | | | | | | | | | | | | | Power Density 1mW/cm² Averaged over 4 cm² | | | | |

| UWB Power Density | | | | | | | | | | | | | | | |
|---|-----|------|------------------|----------|---------------|---------------|-------------|---------------|---------------------------|--|---|--|----------------------------------|--|----------|
| Frequency | | Mode | Power Drift (dB) | Peak No. | Distance (mm) | Test Position | Ant Config. | Grid Step (λ) | Ipd (mW/cm ²) | Scaling Factor for Measurement Uncertainty per IEC 62479 | Normal psPD (mW/cm ²) | Scaled Normal psPD (mW/cm ²) | Total psPD (mW/cm ²) | Reported 4 m ² psPD (mW/cm ²) | Plot No. |
| Mhz | Ch. | | | | | | | | | | | | | | |
| 6 489.6 | 5 | CW | -0.10 | 1 | 2 | Rear | 1 | 0.044 | N/A | 1.116 | 0.0192 | 0.0214 | 0.0278 | 0.031 | D4 |
| 6 489.6 | 5 | CW | 0.10 | 1 | 2 | Front | 1 | 0.044 | N/A | 1.116 | 0.0112 | 0.0125 | 0.0179 | 0.020 | - |
| 6 489.6 | 5 | CW | -0.15 | 1 | 2 | Left | 1 | 0.044 | N/A | 1.116 | 0.0078 | 0.0087 | 0.0129 | 0.014 | - |
| 6 489.6 | 5 | CW | -0.16 | 1 | 2 | Top | 1 | 0.044 | N/A | 1.116 | 0.0054 | 0.0060 | 0.0116 | 0.013 | - |
| 7 987.2 | 9 | CW | 0.10 | 1 | 2 | Rear | 1 | 0.054 | N/A | 1.116 | 0.011 | 0.0123 | 0.0164 | 0.018 | - |
| 7 987.2 | 9 | CW | -0.17 | 1 | 2 | Front | 1 | 0.054 | N/A | 1.116 | 0.0043 | 0.0048 | 0.0067 | 0.007 | - |
| 7 987.2 | 9 | CW | -0.19 | 1 | 2 | Left | 1 | 0.054 | N/A | 1.116 | 0.0068 | 0.0076 | 0.0114 | 0.013 | - |
| 7 987.2 | 9 | CW | n/a | 1 | 2 | Top | 1 | 0.054 | N/A | 1.116 | 0.0043 | 0.0048 | 0.0069 | 0.008 | - |
| 47 CFR §1.1310 – Safety Limit Spatial Average Uncontrolled Exposure/ General Population | | | | | | | | | | | Power Density 1mW/cm ² Averaged over 4 cm ² | | | | |

8.4 SAR and Absorbed Power Density Test Notes

General Notes:

1. The test data reported are the worst-case SAR values according to test procedures specified in IEEE 1528-2013, FCC KDB Publication 447498 D04v01.
2. Batteries are fully charged at the beginning of the SAR measurements. A standard battery was used for all SAR measurements.
3. Liquid tissue depth was at least 15.0 cm for all frequencies.
4. The manufacturer has confirmed that the device(s) tested have the same physical, mechanical and thermal characteristics and are within operational tolerances expected for production units.
5. SAR results were scaled to the maximum allowed power to demonstrate compliance per FCC KDB 447498 D04v01.
6. This device utilizes power reduction for some wireless mode and technologies, as outlined in sec. 4 The maximum output power allowed for each transmitter and exposure condition was evaluated for SAR compliance based on expected use conditions and simultaneous scenarios.
7. Per FCC guidance SAR was performed using 6.5 GHz SAR probe calibration factors. Per October 2020 TCBC Workshop notes, 5 channels were tested. Absorbed power density (APD) using a 4 cm² averaging area is reported based on SAR measurements.

WLAN Notes:

1. WIFI 6 GHz operations are limited to MIMO operations only (does not support stand-alone mode). Per KDB Publication 248227 D01v02r02, SAR for MIMO was evaluated by following the simultaneous SAR provisions from KDB Publication 447498 D04v01 by making a SAR measurement with both antennas transmitting simultaneously.
2. The device was configured to transmit continuously at the required data rate, channel bandwidth and signal modulation, using the highest transmission duty factor supported by the test mode tools. The reported SAR was scaled to the 100% transmission duty factor to determine compliance. Procedures used to measure the duty factor are identical to that in the associated WLAN test reports.
3. For testing the WIFI 6 GHz of this DUT, the selection of test channels was based on FCC guidance, with five channels selected across the entire WIFI 6 GHz Bands. For the UNII-5/UNII-7 band supporting Standard Ap mode, the higher output mode was measured among the selected channels.

UWB Notes:

1. Antenna 1 supports channel 5, 9
2. UWB was evaluated for phablet based on expected usage conditions.

8.5 Power Density General Notes

1. The manufacturer has confirmed that the device tested have the same physical, mechanical and thermal characteristics and are within operational tolerances expected for production units.
2. Batteries are fully charged at the beginning of the measurements. The DUT was connected to a wall charger for some measurements due to the test duration. It was confirmed that the charger plugged into this DUT did not impact the near-field PD test results.
3. Power density was calculated by repeated E-field measurements on two measurement planes separated by $\lambda/4$.
4. The device was configured to transmit continuously at the required data rate, channel bandwidth and signal modulation, using the highest transmission duty factor supported by the test mode tools.
5. Per FCC guidance and equipment manufacturer guidance, power density results were scaled according to IEC 62479:2010 for the portion of the measurement uncertainty $>30\%$. Total expanded uncertainty of 1.51 dB(41.6%) was used to determine the psPD measurement scaling factor.

9. Measurement Uncertainty

For SAR Measurements

| Measurement Uncertainty for handset SAR test According to IEC/IEEE 62209-1528 (6 - 10 GHz range) | | | | | | | | | |
|---|------------------|--------------------|-----------------------------|----------|-----------------------------------|------------------------------------|---|--|--|
| <i>a</i> | <i>b</i> | <i>c</i> | <i>d</i> | <i>e</i> | <i>f</i> | <i>g</i> | <i>h = c x f / e</i> | <i>i = c x g / e</i> | <i>k</i> |
| Source of uncertainty | Description | Uncertainty ± % | Probability distribution | Div. | <i>c_i</i> (1 g) | <i>c_i</i> (10 g) | Standard Uncertainty ± % (1 g) | Standard Uncertainty ± % (10 g) | <i>v_i</i> or <i>v_{eff}</i> |
| Measurement system | | | | | | | | | |
| Probe calibration | CF | 18.60 | N | 2 | 1 | 1 | 9.30 | 9.30 | ∞ |
| Probe Calibration Drift | CFdrift | 1.70 | R | 1.73 | 1.00 | 1.00 | 0.98 | 0.98 | ∞ |
| Probe Linearity | LIN | 4.70 | R | 1.73 | 1.00 | 1.00 | 2.71 | 2.71 | ∞ |
| Broadband Signal | BBS | 2.80 | R | 1.73 | 1 | 1 | 1.62 | 1.62 | ∞ |
| Probe Isotropy | ISO | 7.60 | R | 1.73 | 1 | 1 | 4.39 | 4.39 | ∞ |
| Data Acquisition | DAE | 0.30 | N | 1.00 | 1 | 1 | 0.30 | 0.30 | ∞ |
| RF Ambient | AMB | 1.80 | N | 1.00 | 1 | 1 | 1.80 | 1.80 | ∞ |
| Probe Positioning | Δ _{sys} | 0.01 | N | 1 | 0.5 | 0.5 | 0.25 | 0.25 | ∞ |
| Data Processing | DAT | 3.50 | N | 1 | 1 | 1 | 3.50 | 3.50 | ∞ |
| Phantom and Device Errors | | | | | | | | | |
| Conductivity (meas.)DAK | LIQ(σ) | 2.50 | N | 1.00 | 0.78 | 0.71 | 1.95 | 1.78 | ∞ |
| Conductivity (temp.)BB | LIQ(Tσ) | 2.40 | R | 1.73 | 0.78 | 0.71 | 1.08 | 0.98 | ∞ |
| Phantom Permittivity | EPS | 14.00 | R | 1.73 | 0.5 | 0.5 | 4.04 | 4.04 | ∞ |
| Distance DUT - TSL | DIS | 2.00 | N | 1.00 | 2 | 2 | 4.00 | 4.00 | ∞ |
| Device Positioning | D _{xyz} | 1.00 | N | 1.00 | 1 | 1 | 1.00 | 1.00 | ∞ |
| Device Holder | H | 3.60 | N | 1.00 | 1 | 1 | 3.60 | 3.60 | ∞ |
| DUT Modulation | MOD | 2.40 | R | 1.73 | 1 | 1 | 1.39 | 1.39 | 47 |
| Time-average SAR | TAS | 0.00 | R | 1.73 | 1 | 1 | 0.00 | 0.00 | 5 |
| DUT drift | RFdrift | 2.50 | N | 1.00 | 1 | 1 | 2.50 | 2.50 | ∞ |
| Val Antenna Unc.val | VAL | 0.00 | N | 1.00 | 1 | 1 | 0.00 | 0.00 | ∞ |
| Unc. Input Powerval | RFin | 0.00 | N | 1.00 | 1 | 1 | 0.00 | 0.00 | ∞ |
| Correction to the SAR results | | | | | | | | | |
| Phantom uDeviation to Target | C(ε, σ) | 1.90 | N | 1.00 | 1 | 0.84 | 1.90 | 1.60 | ∞ |
| SAR scalingp | C(R) | 0.00 | R | 1 | 1 | 1 | 0.00 | 0.00 | ∞ |
| Combined Uncertainty | u(ΔSAR) | | RSS | | | | 13.98 | 13.91 | 0 |
| Expanded uncertainty (95% confidence interval) | | | <i>k</i> = 2 | | | | 27.96 | 27.82 | |

For Power Density Measurements:

| <p style="text-align: center;">DASY8 Uncertainty Budget for PD (avg $\geq 1 \text{ cm}^2$) Evaluation Distances to the Antennas $\geq \lambda/25$ in Compliance with IEC/IEEE 63195</p> | | | | | | | |
|--|--------------------------------------|-----------------|------|------------|-----------------------|-------------------------------|----------|
| Error Description | Unc. Value (\pm dB) | Probab. Distri. | Div. | (c_i) | Std. Unc. (\pm dB) | (v_i) v_{eff} | |
| Uncertainty terms dependent on the measurement system | | | | | | | |
| CAL | Calibration | 0.49 | N | 1 | 1 | 0.49 | ∞ |
| COR | Probe correction | 0 | R | $\sqrt{3}$ | 1 | 0 | ∞ |
| FRS | Frequency response (BW ≤ 1 GHz) | 0.20 | R | $\sqrt{3}$ | 1 | 0.12 | ∞ |
| SCC | Sensor cross coupling | 0 | R | $\sqrt{3}$ | 1 | 0 | ∞ |
| ISO | Isotropy | 0.50 | R | $\sqrt{3}$ | 1 | 0.29 | ∞ |
| LIN | Linearity | 0.20 | R | $\sqrt{3}$ | 1 | 0.12 | ∞ |
| PSC | Probe scattering | 0 | R | $\sqrt{3}$ | 1 | 0 | ∞ |
| PPO | Probe positioning offset | 0.30 | R | $\sqrt{3}$ | 1 | 0.17 | ∞ |
| PPR | Probe positioning repeatability | 0.04 | R | $\sqrt{3}$ | 1 | 0.02 | ∞ |
| SMO | Sensor mechanical offset | 0 | R | $\sqrt{3}$ | 1 | 0 | ∞ |
| PSR | Probe spatial resolution | 0 | R | $\sqrt{3}$ | 1 | 0 | ∞ |
| FLD | Field impedance dependence | 0 | R | $\sqrt{3}$ | 1 | 0 | ∞ |
| MED | Measurement drift | 0.05 | R | $\sqrt{3}$ | 1 | 0.03 | ∞ |
| APN | Amplitude and phase noise | 0.04 | R | $\sqrt{3}$ | 1 | 0.02 | ∞ |
| TR | Measurement area truncation | 0 | R | $\sqrt{3}$ | 1 | 0 | ∞ |
| DAQ | Data acquisition | 0.03 | N | 1 | 1 | 0.03 | ∞ |
| SMP | Sampling | 0 | R | $\sqrt{3}$ | 1 | 0 | ∞ |
| REC | Field reconstruction | 0.60 | R | $\sqrt{3}$ | 1 | 0.35 | ∞ |
| SNR | Signal-to-Noise Ratio | 0 | R | $\sqrt{3}$ | 1 | 0 | ∞ |
| TRA | FTE/MEO | 0 | R | $\sqrt{3}$ | 1 | 0 (0) | ∞ |
| SCA | Power density scaling | - | R | $\sqrt{3}$ | 1 | - | ∞ |
| SAV | Spatial averaging | 0.10 | R | $\sqrt{3}$ | 1 | 0.06 | ∞ |
| Uncertainty terms dependent on the DUT and environmental factors | | | | | | | |
| PC | Probe coupling with DUT | 0 | R | $\sqrt{3}$ | 1 | 0 | ∞ |
| MOD | Modulation response | 0.40 | R | $\sqrt{3}$ | 1 | 0.23 | ∞ |
| IT | Integration time | 0 | R | $\sqrt{3}$ | 1 | 0 | ∞ |
| RT | Response time | 0 | R | $\sqrt{3}$ | 1 | 0 | ∞ |
| DH | Device holder influence | 0.10 | R | $\sqrt{3}$ | 1 | 0.06 | ∞ |
| DA | DUT alignment | 0 | R | $\sqrt{3}$ | 1 | 0 | ∞ |
| AC | RF ambient conditions | 0.04 | R | $\sqrt{3}$ | 1 | 0.02 | ∞ |
| TEM | Laboratory Temperature | 0.05 | R | $\sqrt{3}$ | 1 | 0.03 | ∞ |
| REF | Laboratory Reflections | 0.04 | R | $\sqrt{3}$ | 1 | 0.02 | ∞ |
| MSI | Immunity / secondary reception | 0 | R | $\sqrt{3}$ | 1 | 0 | ∞ |
| DRI | Drift of the DUT | - | R | $\sqrt{3}$ | 1 | - | ∞ |
| Combined Std Uncertainty (w/ FTE/MEO) | | | | | | 0.75 | ∞ |
| Expanded Std Uncertainty (w/ FTE/MEO) | | | | | | 1.51 | |

10. SAR Test Equipment

| Manufacturer | Type / Model | S/N | Calib. Date | Calib.Interval | Calib.Due |
|--------------|------------------------------|--------------------|-------------|----------------|------------|
| SPEAG | SAM Phantom | - | N/A | N/A | N/A |
| SPEAG | cDASY6 5G Module Phantom | | N/A | N/A | N/A |
| HP | SAR System Control PC | - | N/A | N/A | N/A |
| Staubli | CS8Cspeag-TX60 | F/20/0018446/C/001 | N/A | N/A | N/A |
| Staubli | TX60 Lspeag | F/20/0018446/A/001 | N/A | N/A | N/A |
| Staubli | Teach Pendant (Joystick) | 020885 | N/A | N/A | N/A |
| Staubli | CS8Cspeag-TX90 | F08/5AJ0A1/C/01 | N/A | N/A | N/A |
| Staubli | TX90 XLSpeag | F08/5AJ0A1/A/01 | N/A | N/A | N/A |
| Staubli | Teach Pendant (Joystick) | D21143300 | N/A | N/A | N/A |
| TESTO | 175-H1/Thermometer | 44606559906 | 03/27/2023 | Annual | 03/27/2024 |
| TESTO | 175-H1/Thermometer | 40331949309 | 12/29/2022 | Annual | 12/29/2023 |
| SPEAG | DAE4 | 446 | 11/16/2022 | Annual | 11/16/2023 |
| SPEAG | DAE4 | 652 | 01/20/2023 | Annual | 01/20/2024 |
| SPEAG | DAE4 | 1254 | 06/02/2023 | Annual | 06/02/2024 |
| SPEAG | E-Field Probe EX3DV4 | 7702 | 01/26/2023 | Annual | 01/26/2024 |
| SPEAG | E-Field Probe EX3DV4 | 3903 | 07/19/2023 | Annual | 07/19/2024 |
| SPEAG | E-Field Probe EUmmWV4 | 9486 | 06/19/2023 | Annual | 06/19/2024 |
| SPEAG | E-Field Probe EUmmWV4 | 9528 | 03/21/2023 | Annual | 03/21/2024 |
| SPEAG | Dipole D6.5GHzV2 | 1012 | 09/21/2023 | Annual | 09/21/2024 |
| SPEAG | Dipole D8GHzV2 | 1010 | 09/22/2023 | Annual | 09/22/2024 |
| SPEAG | 5G Verification source 10GHz | 1018 | 04/25/2023 | Annual | 04/25/2024 |
| Agilent | Power Meter N1911A | MY45101406 | 05/26/2023 | Annual | 05/26/2024 |
| Agilent | Power Sensor 8481A | MY41090873 | 01/27/2023 | Annual | 01/27/2024 |
| Agilent | Power Sensor N1921A | MY55220026 | 07/28/2023 | Annual | 07/28/2024 |
| HP | Attenuator (3dB) 33340A | 02427 | 08/22/2023 | Annual | 08/22/2024 |
| HP | Attenuator (20dB) 8493C | 09271 | 08/22/2023 | Annual | 08/22/2024 |
| Narda | DIRECTIONAL COUPLER | 07066 | 01/05/2023 | Annual | 01/05/2024 |
| SPEAG | DAKS 3.5 | 1038 | 01/25/2023 | Annual | 01/25/2024 |
| KEYSIGHT | EXG Vector Signal Generator | MY59100449 | 01/25/2023 | Annual | 01/25/2024 |
| Agilent | MXA Signal Analyzer N9020A | MY50510407 | 06/07/2023 | Annual | 06/07/2024 |

*The E-field probe was calibrated by SPEAG, by the waveguide technique procedure. Dipole Verification measurement is performed by HCT Lab. before each test. The brain/body simulating material is calibrated by HCT using the DAKS 3.5 to determine the conductivity and permittivity (dielectric constant) of the brain/body-equivalent material.

11. Conclusion

The SAR measurement indicates that the EUT complies with the RF radiation exposure limits of the ANSI/ IEEE C95.1 - 2005.

These measurements were taken to simulate the RF effects exposure under worst-case conditions. Precise laboratory measures were taken to assure repeatability of the tests. The results and statements relate only to the item(s) tested.

Please note that the absorption and distribution of electromagnetic energy in the body are very complex phenomena that depend on the mass, shape, and size of the body, the orientation of the body with respect to the field vectors, and the electrical properties of both the body and the environment. Other variables that may play a substantial role in possible biological effects are those that characterize the environment (e.g. ambient temperature, air velocity, relative humidity, and body insulation) and those that characterize the individual (e.g. age, gender, activity level, debilitation, or disease). Because various factors may interact with one another to vary the specific biological outcome of an exposure to electromagnetic fields, any protection guide should consider maximal amplification of biological effects as a result of field-body interactions, environmental conditions, and physiological variables.

12. References

- [1] Federal Communications Commission, ET Docket 93-62, Guidelines for Evaluating the Environmental Effects of Radio frequency Radiation, Aug. 1996.
- [2] ANSI/IEEE C95.1 - 2005 , American National Standard safety levels with respect to human exposure to radio frequency electromagnetic fields, 300 kHz to 300 GHz, New York: IEEE, Sept. 1992
- [3] ANSI/IEEE C 95.1 - 2005, American National Standard safety levels with respect to human exposure to radio frequency electromagnetic fields, 3 kHz to 300 GHz, New York: IEEE, 2006
- [4] ANSI/IEEE C95.3 - 2002, IEEE Recommended Practice for the Measurement of Potentially Hazardous Electromagnetic Fields - RF and Microwave, New York: December 2002.
- [5] IEEE Standards Coordinating Committee 34 – IEEE Std. 1528-2013, IEEE Recommended Practice or Determining the Peak Spatial-Average Specific Absorption Rate (SAR) in the Human Body from Wireless Communications Devices
- [6] NCRP, National Council on Radiation Protection and Measurements, Biological Effects and Exposure Criteria for Radio Frequency Electromagnetic Fields, NCRP Report No. 86, 1986. Reprinted Feb. 1995.
- [7] T. Schmid, O. Egger, N. Kuster, Automated E-field scanning system for dosimetric assessments, IEEE Transaction on Microwave Theory and Techniques, vol. 44, Jan. 1996, pp. 105-113.
- [8] K. Pokovic, T. Schmid, N. Kuster, Robust setup for precise calibration of E-field probes in tissue simulating liquids at mobile communications frequencies, ICECOM97, Oct. 1997, pp. 120-124.
- [9] K. Pokovic, T. Schmid, and N. Kuster, E-field Probe with improved isotropy in brain simulating liquids, Proceedings of the ELMAR, Zadar, Croatia, June 23-25, 1996, pp. 172-175.
- [10] Schmid & Partner Engineering AG, Application Note: Data Storage and Evaluation, June 1998, p2.
- [11] V. Hombach, K. Meier, M. Burkhardt, E. Kuhn, N. Kuster, The Dependence of EM Energy Absorption upon Human Head Modeling at 900 MHz, IEEE Transaction on Microwave Theory and Techniques, vol. 44 no. 10, Oct. 1996, pp. 1865-1873.
- [12] N. Kuster and Q. Balzano, Energy absorption mechanism by biological bodies in the near field of dipole antennas above 300 MHz, IEEE Transaction on Vehicular Technology, vol. 41, no. 1, Feb. 1992, pp. 17-23.
- [13] G. Hartsgrove, A. Kraszewski, A. Surowiec, Simulated Biological Materials for Electromagnetic Radiation Absorption Studies, University of Ottawa, Bioelectro magnetics, Canada: 1987, pp. 29-36.
- [14] Q. Balzano, O. Garay, T. Manning Jr., Electromagnetic Energy Exposure of Simulated Users of Portable Cellular Telephones, IEEE Transactions on Vehicular Technology, vol. 44, no.3, Aug. 1995.
- [15] W. Gander, Computer mathematick, Birkhaeuser, Basel, 1992.
- [16] W.H. Press, S.A. Teukolsky, W.T. Vetterling, and B.P. Flannery, Numerical Receptions in C, The Art of Scientific Computing, Second edition, Cambridge University Press, 1992.

- [17] N. Kuster, R. Kastle, T. Schmid, Dosimetric evaluation of mobile communications equipment with known precision, IEEE Transaction on Communications, vol. E80-B, no. 5, May 1997, pp. 645-652.
- [18] CENELEC CLC/SC111B, European Prestandard (prENV 50166-2), Human Exposure to Electromagnetic Fields High-frequency: 10 kHz-300 GHz, Jan. 1995.
- [19] Prof. Dr. Niels Kuster, ETH, Eidgenössische Technische Hochschule Zürich, Dosimetric Evaluation of the Cellular Phone.
- [20] IEC 62209-1, Human exposure to radio frequency fields from hand-held and body-mounted wireless communication devices – Human models, instrumentation and procedures – Part 1: Procedure to determine the specific absorption rate (SAR) for hand-held devices used in close proximity to the ear (frequency range of 300 MHz to 3 GHz), July. 2016..
- [21] IEC 62209-2, Human exposure to radio frequency fields from hand-held and body-mounted wireless communication devices – Human models, instrumentation, and procedures – Part 2: Procedure to determine the specific absorption rate (SAR) for wireless communication devices used in close proximity to the human body (frequency range of 30 MHz to 6 GHz) Mar. 2010.
- [22] Industry Canada RSS-102 Radio Frequency Exposure Compliance of Radio Communication Apparatus (All Frequency Band) Issue 5, March 2015.
- [23] Health Canada Safety Code 6 Limits of Human Exposure to Radio Frequency Electromagnetic Fields in the Frequency Range from 3 kHz – 300 GHz, 2009
- [24] FCC SAR Test procedures for 2G-3G Devices, Mobile Hotspot and UMPC Device KDB 941225 D01.
- [25] SAR Measurement Guidance for IEEE 802.11 transmitters, KDB 248227 D01v02r02
- [26] SAR Evaluation of Handsets with Multiple Transmitters and Antennas KDB 648474 D03, D04.
- [27] SAR Evaluation for Laptop, Notebook, Netbook and Tablet computers KDB 616217 D04.
- [28] SAR Measurement and Reporting Requirements for 100 MHz – 6 GHz, KDB 865664 D01, D02.
- [29] FCC General RF Exposure Guidance KDB 447498 D04.

Appendix A. – DUT Ant. Information & SETUP PHOTO

Please refer to test DUT Ant. Information & setup photo file no. as follows:

| Report No. |
|---------------------|
| HCT-SR-2310-FC004-P |

Appendix B. – SAR Test Plots

Test Laboratory: HCT CO., LTD
 EUT Type: Mobile Phone
 Liquid Temperature: 22.3 °C
 Ambient Temperature: 22.4 °C
 Test Date: 10/10/2023
 Plot No.: A1

Measurement Report for Device, CHEEK, U-NII-6, IEEE 802.11ax (160MHz, MCS0, 99pc duty cycle), Channel 47 (6185.0 MHz)

Exposure Conditions

| Phantom Section, TSL | Position, Test Distance [mm] | Band | Group, UID | Frequency [MHz], Channel Number | Conversion Factor | TSL Conductivity [S/m] | TSL Permittivity |
|----------------------|------------------------------|---------|-----------------|---------------------------------|-------------------|------------------------|------------------|
| RightHead, HSL | CHEEK, 0.00 | U-NII-6 | WLAN, 10755-AAC | 6185.0, 47 | 5.55 | 5.51 | 34.6 |

Hardware Setup


| Phantom | Probe, Calibration Date | DAE, Calibration Date |
|---|-----------------------------|------------------------|
| Twin-SAM V8.0 (30deg probe tilt) - xxxx | EX3DV4 - SN7702, 2023-01-26 | DAE4 Sn652, 2023-01-20 |

Scans Setup

| | Area Scan | Zoom Scan |
|-------------------|---------------|--------------------|
| Grid Extents [mm] | 120.0 x 200.0 | 22.0 x 22.0 x 22.0 |
| Grid Steps [mm] | 10.0 x 10.0 | 2.6 x 2.6 x 1.2 |
| Graded Grid | n/a | Yes |
| Grading Ratio | n/a | 1.2 |

Measurement Results

| | Area Scan | Zoom Scan |
|---------------------------|-----------|-----------|
| psSAR1g [W/kg] | 0.098 | 0.140 |
| psSAR10g [W/kg] | 0.022 | 0.028 |
| psAPD (1.0cm2, sq) [W/m2] | | 1.40 |
| psAPD (4.0cm2, sq) [W/m2] | | 0.688 |
| Power Drift [dB] | -0.01 | -0.18 |



Test Laboratory: HCT CO., LTD
 EUT Type: Mobile Phone
 Liquid Temperature: 22.2 °C
 Ambient Temperature: 22.3 °C
 Test Date: 10/11/2023
 Plot No.: A2

Measurement Report for Device, CHEEK, U-NII-7, IEEE 802.11ax (160MHz, MCS0, 99pc duty cycle), Channel 175 (6825.0 MHz)

Exposure Conditions

| Phantom Section, TSL | Position, Test Distance [mm] | Band | Group, UID | Frequency [MHz], Channel Number | Conversion Factor | TSL Conductivity [S/m] | TSL Permittivity |
|----------------------|------------------------------|---------|-----------------|---------------------------------|-------------------|------------------------|------------------|
| LeftHead, HSL | CHEEK, 0.00 | U-NII-7 | WLAN, 10755-AAC | 6825.0, 175 | 5.55 | 6.40 | 33.7 |

Hardware Setup


| Phantom | Probe, Calibration Date | DAE, Calibration Date |
|----------------------------------|-----------------------------|------------------------|
| Twin-SAM V8.0 (30deg probe tilt) | EX3DV4 - SN7702, 2023-01-26 | DAE4 Sn652, 2023-01-20 |

Scans Setup

| | Area Scan | Zoom Scan |
|-------------------|---------------|--------------------|
| Grid Extents [mm] | 120.0 x 220.0 | 22.0 x 22.0 x 22.0 |
| Grid Steps [mm] | 10.0 x 10.0 | 3.4 x 3.4 x 1.4 |
| Graded Grid | n/a | Yes |
| Grading Ratio | n/a | 1.4 |

Measurement Results

| | Area Scan | Zoom Scan |
|---------------------------|-----------|-----------|
| psSAR1g [W/kg] | 0.043 | 0.061 |
| psSAR10g [W/kg] | 0.009 | 0.009 |
| psAPD (1.0cm2, sq) [W/m2] | | 0.611 |
| psAPD (4.0cm2, sq) [W/m2] | | 0.222 |
| Power Drift [dB] | 0.01 | 0.00 |



Test Laboratory: HCT CO., LTD
 EUT Type: Mobile Phone
 Liquid Temperature: 21.8 °C
 Ambient Temperature: 21.9 °C
 Test Date: 10/12/2023
 Plot No.: A3

Measurement Report for Device, CHEEK, U-NII-6, IEEE 802.11ax (160MHz, MCS0, 99pc duty cycle), Channel 111 (6505.0 MHz)

Exposure Conditions

| Phantom Section, TSL | Position, Test Distance [mm] | Band | Group, UID | Frequency [MHz], Channel Number | Conversion Factor | TSL Conductivity [S/m] | TSL Permittivity |
|----------------------|------------------------------|---------|-----------------|---------------------------------|-------------------|------------------------|------------------|
| RightHead, HSL | CHEEK, 0.00 | U-NII-6 | WLAN, 10755-AAC | 6505.0, 111 | 5.55 | 5.99 | 34.2 |

Hardware Setup


| Phantom | Probe, Calibration Date | DAE, Calibration Date |
|------------------------------------|-----------------------------|------------------------|
| Twin-SAM V8.0 (30deg probe tilt) - | EX3DV4 - SN7702, 2023-01-26 | DAE4 Sn652, 2023-01-20 |

Scans Setup

| | Area Scan | Zoom Scan |
|-------------------|---------------|--------------------|
| Grid Extents [mm] | 120.0 x 200.0 | 22.0 x 22.0 x 22.0 |
| Grid Steps [mm] | 10.0 x 10.0 | 2.9 x 2.9 x 1.2 |
| Graded Grid | n/a | Yes |
| Grading Ratio | n/a | 1.2 |

Measurement Results

| | Area Scan | Zoom Scan |
|---------------------------|-----------|-----------|
| psSAR1g [W/kg] | 0.086 | 0.120 |
| psSAR10g [W/kg] | 0.021 | 0.024 |
| psAPD (1.0cm2, sq) [W/m2] | | 1.20 |
| psAPD (4.0cm2, sq) [W/m2] | | 0.589 |
| Power Drift [dB] | -0.09 | -0.13 |



Test Laboratory: HCT CO., LTD
 EUT Type: Mobile Phone
 Liquid Temperature: 22.3 °C
 Ambient Temperature: 22.4 °C
 Test Date: 10/10/2023
 Plot No.: B1

Measurement Report for Device, BACK, U-NII-6, IEEE 802.11ax (160MHz, MCS0, 99pc duty cycle), Channel 47 (6185.0 MHz)

Exposure Conditions

| Phantom Section, TSL | Position, Test Distance [mm] | Band | Group, UID | Frequency [MHz], Channel Number | Conversion Factor | TSL Conductivity [S/m] | TSL Permittivity |
|----------------------|------------------------------|---------|-----------------|---------------------------------|-------------------|------------------------|------------------|
| Flat, HSL | BACK, 10.00 | U-NII-6 | WLAN, 10755-AAC | 6185.0, 47 | 5.55 | 5.51 | 34.6 |

Hardware Setup


| Phantom | Probe, Calibration Date | DAE, Calibration Date |
|----------------------------------|-----------------------------|------------------------|
| Twin-SAM V8.0 (30deg probe tilt) | EX3DV4 - SN7702, 2023-01-26 | DAE4 Sn652, 2023-01-20 |

Scans Setup

| | Area Scan | Zoom Scan |
|-------------------|---------------|--------------------|
| Grid Extents [mm] | 120.0 x 200.0 | 22.0 x 22.0 x 22.0 |
| Grid Steps [mm] | 10.0 x 10.0 | 3.4 x 3.4 x 1.4 |
| Graded Grid | n/a | Yes |
| Grading Ratio | n/a | 1.4 |

Measurement Results

| | Area Scan | Zoom Scan |
|---|-----------|-----------|
| psSAR1g [W/kg] | 0.030 | 0.035 |
| psSAR10g [W/kg] | 0.01 | 0.011 |
| psAPD (1.0cm ² , sq) [W/m ²] | | 0.354 |
| psAPD (4.0cm ² , sq) [W/m ²] | | 0.255 |
| Power Drift [dB] | 0.05 | 0.17 |



Test Laboratory: HCT CO., LTD
 EUT Type: Mobile Phone
 Liquid Temperature: 22.2 °C
 Ambient Temperature: 22.3 °C
 Test Date: 10/11/2023
 Plot No.: B2

Measurement Report for Device, BACK, U-NII-6, IEEE 802.11ax (160MHz, MCS0, 99pc duty cycle), Channel 111 (6505.0 MHz)

Exposure Conditions

| Phantom Section, TSL | Position, Test Distance [mm] | Band | Group, UID | Frequency [MHz], Channel Number | Conversion Factor | TSL Conductivity [S/m] | TSL Permittivity |
|----------------------|------------------------------|---------|-----------------|---------------------------------|-------------------|------------------------|------------------|
| Flat, HSL | BACK, 10.00 | U-NII-6 | WLAN, 10755-AAC | 6505.0, 111 | 5.55 | 5.99 | 34.3 |

Hardware Setup


| Phantom | Probe, Calibration Date | DAE, Calibration Date |
|----------------------------------|-----------------------------|------------------------|
| Twin-SAM V8.0 (30deg probe tilt) | EX3DV4 - SN7702, 2023-01-26 | DAE4 Sn652, 2023-01-20 |

Scans Setup

| | Area Scan | Zoom Scan |
|-------------------|---------------|--------------------|
| Grid Extents [mm] | 120.0 x 200.0 | 22.0 x 22.0 x 22.0 |
| Grid Steps [mm] | 10.0 x 10.0 | 3.4 x 3.4 x 1.4 |
| Graded Grid | n/a | Yes |
| Grading Ratio | n/a | 1.4 |

Measurement Results

| | Area Scan | Zoom Scan |
|---------------------------|-----------|-----------|
| psSAR1g [W/kg] | 0.040 | 0.033 |
| psSAR10g [W/kg] | 0.015 | 0.01 |
| psAPD (1.0cm2, sq) [W/m2] | | 0.326 |
| psAPD (4.0cm2, sq) [W/m2] | | 0.221 |
| Power Drift [dB] | 0.08 | 0.15 |



Test Laboratory: HCT CO., LTD
 EUT Type: Mobile Phone
 Liquid Temperature: 21.8 °C
 Ambient Temperature: 21.9 °C
 Test Date: 10/12/2023
 Plot No.: B3

Measurement Report for Device, BACK, U-NII-6, IEEE 802.11ax (160MHz, MCS0, 99pc duty cycle), Channel 111 (6505.0 MHz)

Exposure Conditions

| Phantom Section, TSL | Position, Test Distance [mm] | Band | Group, UID | Frequency [MHz], Channel Number | Conversion Factor | TSL Conductivity [S/m] | TSL Permittivity |
|----------------------|------------------------------|---------|-----------------|---------------------------------|-------------------|------------------------|------------------|
| Flat, HSL | BACK, 0.00 | U-NII-6 | WLAN, 10755-AAC | 6505.0, 111 | 5.55 | 5.99 | 34.2 |

Hardware Setup

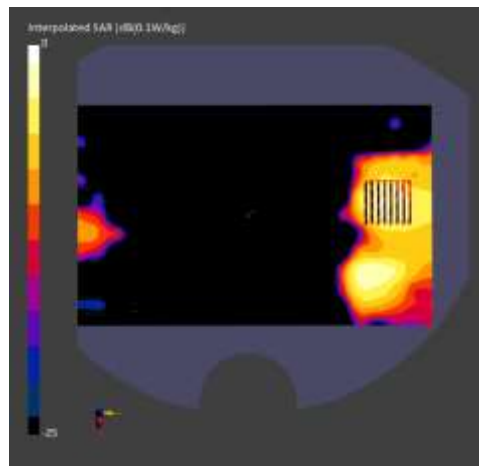
| | | |
|---|-----------------------------|------------------------|
| Phantom | Probe, Calibration Date | DAE, Calibration Date |
| Twin-SAM V8.0 (30deg probe tilt) - xxxx | EX3DV4 - SN7702, 2023-01-26 | DAE4 Sn652, 2023-01-20 |

Scans Setup

| | Area Scan | Zoom Scan |
|-------------------|---------------|--------------------|
| Grid Extents [mm] | 120.0 x 200.0 | 22.0 x 22.0 x 22.0 |
| Grid Steps [mm] | 10.0 x 10.0 | 3.4 x 3.4 x 1.4 |
| Graded Grid | n/a | Yes |
| Grading Ratio | n/a | 1.4 |

Measurement Results

| | Area Scan | Zoom Scan |
|---|-----------|-----------|
| psSAR1g [W/kg] | 0.051 | 0.041 |
| psSAR10g [W/kg] | 0.019 | 0.014 |
| psAPD (1.0cm ² , sq) [W/m ²] | | 0.411 |
| psAPD (4.0cm ² , sq) [W/m ²] | | 0.315 |
| Power Drift [dB] | 0.06 | 0.17 |



Test Laboratory: HCT CO., LTD
 EUT Type: Mobile Phone
 Liquid Temperature: 22.3 °C
 Ambient Temperature: 22.4 °C
 Test Date: 10/10/2023
 Plot No.: C1

Measurement Report for Device, EDGE LEFT, U-NII-5, IEEE 802.11ax (160MHz, MCS0, 99pc duty cycle), Channel 111 (6505.0 MHz)

Exposure Conditions

| Phantom Section, TSL | Position, Test Distance [mm] | Band | Group, UID | Frequency [MHz], Channel Number | Conversion Factor | TSL Conductivity [S/m] | TSL Permittivity |
|----------------------|------------------------------|---------|-----------------|---------------------------------|-------------------|------------------------|------------------|
| Flat, HSL | EDGE LEFT, 0.00 | U-NII-5 | WLAN, 10755-AAC | 6505.0, 111 | 5.55 | 5.99 | 34.1 |

Hardware Setup


Phantom Probe, Calibration Date DAE, Calibration Date
 Twin-SAM V8.0 (30deg probe tilt) - xxxx EX3DV4 - SN7702, 2023-01-26 DAE4 Sn652, 2023-01-20

Scans Setup

| | Area Scan | Zoom Scan |
|-------------------|--------------|--------------------|
| Grid Extents [mm] | 54.0 x 200.0 | 22.0 x 22.0 x 22.0 |
| Grid Steps [mm] | 9.0 x 10.0 | 2.6 x 2.6 x 1.2 |
| Graded Grid | n/a | Yes |
| Grading Ratio | n/a | 1.2 |

Measurement Results

| | Area Scan | Zoom Scan |
|---|-----------|-----------|
| psSAR1g [W/kg] | 1.32 | 1.48 |
| psSAR10g [W/kg] | 0.314 | 0.299 |
| psAPD (1.0cm ² , sq) [W/m ²] | | 14.8 |
| psAPD (4.0cm ² , sq) [W/m ²] | | 7.24 |
| Power Drift [dB] | 0.14 | -0.06 |



Test Laboratory: HCT CO., LTD
 EUT Type: Mobile Phone
 Liquid Temperature: 22.2 °C
 Ambient Temperature: 22.3 °C
 Test Date: 10/11/2023
 Plot No.: C2

Measurement Report for Device, BACK, U-NII-7, IEEE 802.11ax (160MHz, MCS0, 99pc duty cycle), Channel 175 (6825.0 MHz)

Exposure Conditions

| Phantom Section, TSL | Position, Test Distance [mm] | Band | Group, UID | Frequency [MHz], Channel Number | Conversion Factor | TSL Conductivity [S/m] | TSL Permittivity |
|----------------------|------------------------------|---------|-----------------|---------------------------------|-------------------|------------------------|------------------|
| Flat, HSL | BACK, 0.00 | U-NII-7 | WLAN, 10755-AAC | 6825.0, 175 | 5.55 | 6.40 | 33.7 |

Hardware Setup

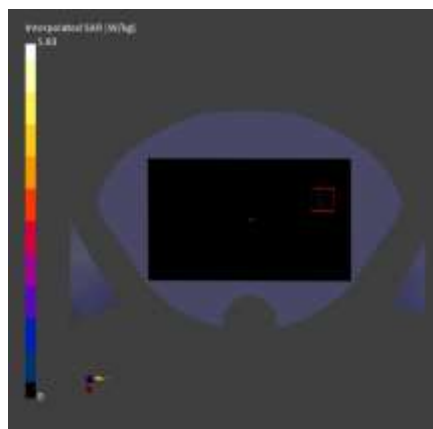
| Phantom | Probe, Calibration Date | DAE, Calibration Date |
|--|-----------------------------|------------------------|
| Twin-SAM V8.0 (30deg probe tilt) - xxx | EX3DV4 - SN7702, 2023-01-26 | DAE4 Sn652, 2023-01-20 |

Scans Setup

| | Area Scan | Zoom Scan |
|-------------------|---------------|--------------------|
| Grid Extents [mm] | 120.0 x 200.0 | 22.0 x 22.0 x 22.0 |
| Grid Steps [mm] | 10.0 x 10.0 | 2.5 x 2.5 x 1.2 |
| Graded Grid | n/a | Yes |
| Grading Ratio | n/a | 1.2 |

Measurement Results

| | Area Scan | Zoom Scan |
|---------------------------|-----------|-----------|
| psSAR1g [W/kg] | 0.829 | 0.771 |
| psSAR10g [W/kg] | 0.184 | 0.146 |
| psAPD (1.0cm2, sq) [W/m2] | | 7.71 |
| psAPD (4.0cm2, sq) [W/m2] | | 3.49 |
| Power Drift [dB] | 0.09 | -0.17 |



Test Laboratory: HCT CO., LTD
 EUT Type: Mobile Phone
 Liquid Temperature: 21.8 °C
 Ambient Temperature: 21.9 °C
 Test Date: 10/12/2023
 Plot No.: C3

Measurement Report for Device, EDGE LEFT, U-NII-5, IEEE 802.11 ax (160MHz, MCS0, 99pc duty cycle), Channel 15 (6025.0 MHz)

Exposure Conditions

| Phantom Section, TSL | Position, Test Distance [mm] | Band | Group, UID | Frequency [MHz], Channel Number | Conversion Factor | TSL Conductivity [S/m] | TSL Permittivity |
|----------------------|------------------------------|---------|-----------------|---------------------------------|-------------------|------------------------|------------------|
| Flat, HSL | EDGE LEFT, 0.00 | U-NII-5 | WLAN, 10755-AAC | 6025.0, 15 | 5.55 | 5.39 | 34.7 |

Hardware Setup


| Phantom | Probe, Calibration Date | DAE, Calibration Date |
|---|-----------------------------|------------------------|
| Twin-SAM V8.0 (30deg probe tilt) - xxxx | EX3DV4 - SN7702, 2023-01-26 | DAE4 Sn652, 2023-01-20 |

Scans Setup

| | Area Scan | Zoom Scan |
|-------------------|--------------|--------------------|
| Grid Extents [mm] | 54.0 x 200.0 | 22.0 x 22.0 x 22.0 |
| Grid Steps [mm] | 9.0 x 10.0 | 2.6 x 2.6 x 1.2 |
| Graded Grid | n/a | Yes |
| Grading Ratio | n/a | 1.2 |

Measurement Results

| | Area Scan | Zoom Scan |
|---------------------------|-----------|-----------|
| psSAR1g [W/kg] | 1.09 | 1.42 |
| psSAR10g [W/kg] | 0.292 | 0.289 |
| psAPD (1.0cm2, sq) [W/m2] | | 14.2 |
| psAPD (4.0cm2, sq) [W/m2] | | 7.02 |
| Power Drift [dB] | 0.03 | 0.15 |



Test Laboratory: HCT CO., LTD
 EUT Type: Mobile Phone
 Liquid Temperature: 21.2 °C
 Ambient Temperature: 21.3 °C
 Test Date: 10/13/2023
 Plot No.: C4

Measurement Report for Device, EDGE LEFT, Custom Band, CW, Channel 7987200 (7987.2 MHz)

Exposure Conditions

| Phantom Section, TSL | Position, Test Distance [mm] | Band | Group, UID | Frequency [MHz], Channel Number | Conversion Factor | TSL Conductivity [S/m] | TSL Permittivity |
|----------------------|------------------------------|-------------|------------|---------------------------------|-------------------|------------------------|------------------|
| Flat, HSL | EDGE LEFT, 0.00 | Custom Band | CW, 0- | 7987.2, 7987200 | 5.55 | 7.57 | 31.8 |

Hardware Setup

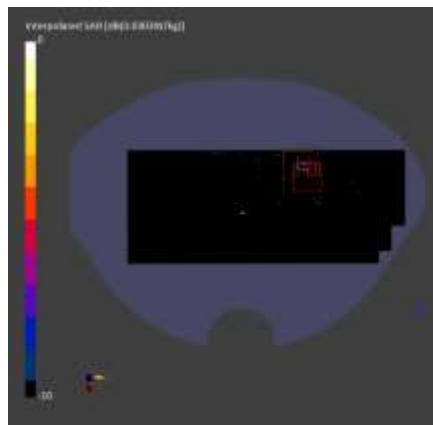
| Phantom | Probe, Calibration Date | DAE, Calibration Date |
|---|-----------------------------|-------------------------|
| Twin-SAM V8.0 (30deg probe tilt) - xxxx | EX3DV4 - SN3903, 2023-07-19 | DAE4 Sn1254, 2023-06-02 |

Scans Setup

| | Area Scan | Zoom Scan |
|-------------------|--------------|--------------------|
| Grid Extents [mm] | 80.0 x 220.0 | 24.0 x 24.0 x 22.0 |
| Grid Steps [mm] | 10.0 x 10.0 | 3.0 x 3.0 x 1.4 |
| Graded Grid | n/a | Yes |
| Grading Ratio | n/a | 1.4 |

Measurement Results

| | Area Scan | Zoom Scan |
|---------------------------|-----------|-----------|
| psSAR1g [W/Kg] | 0.002 | 0.003 |
| psSAR10g [W/Kg] | 0 | 0.002 |
| psAPD (1.0cm2, sq) [W/m2] | | 0.035 |
| psAPD (4.0cm2, sq) [W/m2] | | 0.036 |
| Power Drift [dB] | -0.06 | 0.12 |



Test Laboratory: HCT CO., LTD
 EUT Type: Mobile Phone
 Ambient Temperature: 22.1 °C
 Test Date: 09/18/2023
 Plot No.: D1

Measurement Report for Device, EDGE LEFT, U-NII-5, IEEE 802.11ax (160MHz, MCS0, 99pc duty cycle), Channel 47 (6185.0 MHz)

Exposure Conditions

| Phantom Section | Position, Test Distance [mm] | Band | Group, UID | Frequency [MHz], Channel Number | Conversion Factor |
|-----------------|------------------------------|---------|-----------------|---------------------------------|-------------------|
| 5G | EDGE LEFT, 2.00 | U-NII-5 | WLAN, 10755-AAC | 6185.0, 47 | 1.0 |

Hardware Setup

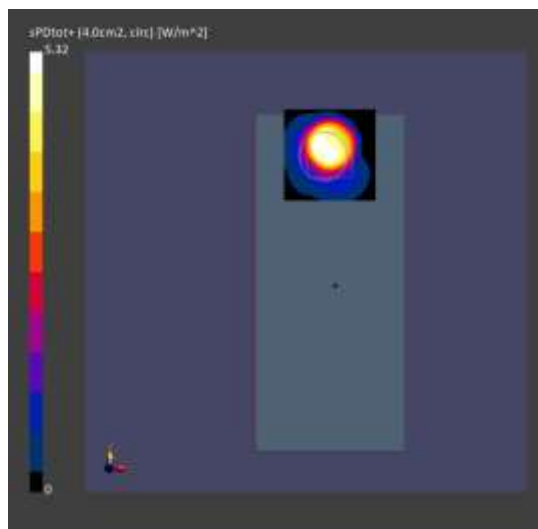
| Phantom | Medium | Probe, Calibration Date | DAE, Calibration Date |
|---------|--------|---------------------------------------|------------------------|
| mmWave | Air - | EUmmWV4 - SN9486_F1-55GHz, 2023-06-19 | DAE4 Sn446, 2022-11-16 |

Scans Setup

| | |
|---------------------|---------------|
| Scan Type | 5G Scan |
| Grid Extents [mm] | 40.0 x 40.0 |
| Grid Steps [lambda] | 0.042 x 0.042 |
| Sensor Surface [mm] | 2.0 |

Measurement Results

| | |
|------------------------------|---------|
| Scan Type | 5G Scan |
| Avg. Area [cm ²] | 4.00 |
| psPDn+ [W/m ²] | 2.90 |
| psPDtot+ [W/m ²] | 5.32 |
| psPDmod+ [W/m ²] | 6.19 |
| Power Drift [dB] | 0.00 |



Test Laboratory: HCT CO., LTD
 EUT Type: Mobile Phone
 Ambient Temperature: 21.9 °C
 Test Date: 09/20/2023
 Plot No.: D2

Measurement Report for Device, BACK, U-NII-6, IEEE 802.11ax (160MHz, MCS0, 99pc duty cycle), Channel 111 (6505.0 MHz)

Exposure Conditions

| Phantom Section | Position, Test Distance [mm] | Band | Group, UID | Frequency [MHz], Channel Number | Conversion Factor |
|-----------------|------------------------------|---------|-----------------|---------------------------------|-------------------|
| 5G | BACK, 2.00 | U-NII-6 | WLAN, 10755-AAC | 6505.0, 111 | 1.0 |

Hardware Setup

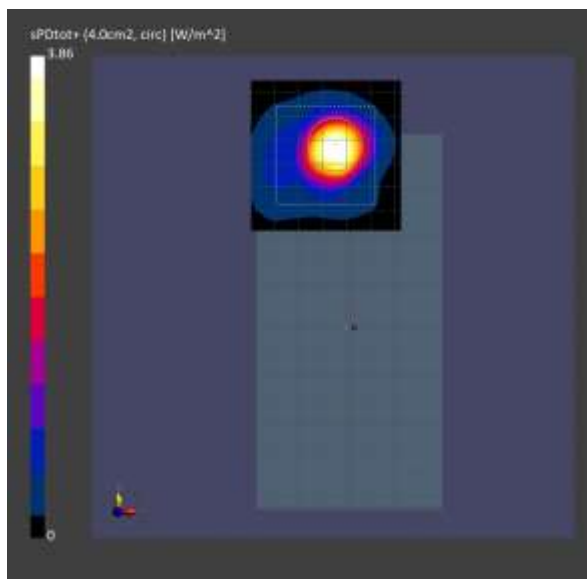
| Phantom | Medium | Probe, Calibration Date | DAE, Calibration Date |
|---------|--------|---------------------------------------|------------------------|
| mmWave | Air - | EUmmWV4 - SN9486_F1-55GHz, 2023-06-19 | DAE4 Sn446, 2022-11-16 |

Scans Setup

| | |
|---------------------|---------------|
| Scan Type | 5G Scan |
| Grid Extents [mm] | 60.0 x 60.0 |
| Grid Steps [lambda] | 0.044 x 0.044 |
| Sensor Surface [mm] | 2.0 |

Measurement Results

| | |
|------------------------------|---------|
| Scan Type | 5G Scan |
| Avg. Area [cm ²] | 4.00 |
| psPDn+ [W/m ²] | 2.15 |
| psPDtot+ [W/m ²] | 3.86 |
| psPDmod+ [W/m ²] | 4.90 |
| Power Drift [dB] | -0.04 |



Test Laboratory: HCT CO., LTD
EUT Type: Mobile Phone
Ambient Temperature: 21.7 °C
Test Date: 09/13/2023
Plot No.: D3

Measurement Report for Device, EDGE LEFT, U-NII-6, IEEE 802.11ax (160MHz, MCS0, 99pc duty cycle), Channel 111 (6505.0 MHz)

Exposure Conditions

| Phantom Section | Position, Test Distance [mm] | Band | Group, UID | Frequency [MHz], Channel Number | Conversion Factor |
|-----------------|------------------------------|---------|-----------------|---------------------------------|-------------------|
| 5G | EDGE LEFT, 2.00 | U-NII-6 | WLAN, 10755-AAC | 6505.0, 111 | 1.0 |

Hardware Setup

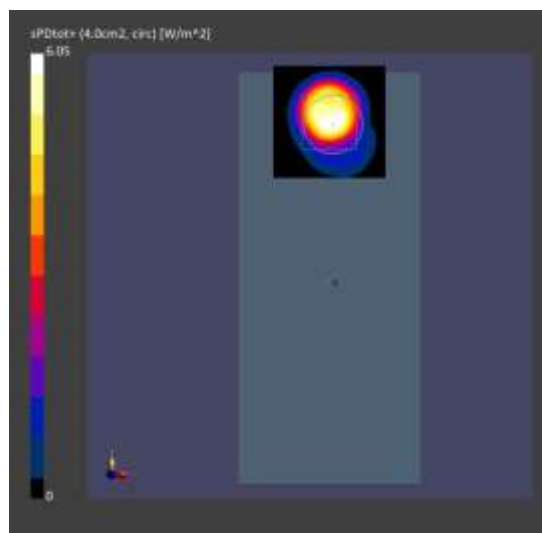
| Phantom | Medium | Probe, Calibration Date | DAE, Calibration Date |
|--------------|--------|---------------------------------------|------------------------|
| mmWave Air - | | EUmmWV4 - SN9486_F1-55GHz, 2023-06-19 | DAE4 Sn446, 2022-11-16 |

Scans Setup

| | |
|---------------------|---------------|
| Scan Type | 5G Scan |
| Grid Extents [mm] | 40.0 x 40.0 |
| Grid Steps [lambda] | 0.044 x 0.044 |
| Sensor Surface [mm] | 2.0 |

Measurement Results

| | |
|------------------------------|---------|
| Scan Type | 5G Scan |
| Avg. Area [cm ²] | 4.00 |
| psPDn+ [W/m ²] | 2.97 |
| psPDtot+ [W/m ²] | 6.06 |
| psPDmod+ [W/m ²] | 6.95 |
| Power Drift [dB] | -0.08 |



Test Laboratory: HCT CO., LTD
 EUT Type: Mobile Phone
 Ambient Temperature: 20.8 °C
 Test Date: 09/29/2023
 Plot No.: D4

Measurement Report for Device, BACK, Custom Band, CW, Channel 6489600 (6489.6 MHz)

Exposure Conditions

| Phantom Section | Position, Test Distance [mm] | Band | Group, UID | Frequency [MHz], Channel Number | Conversion Factor |
|-----------------|------------------------------|-------------|------------|---------------------------------|-------------------|
| 5G | BACK, 2.00 | Custom Band | CW, 0-- | 6489.6, 6489600 | 1.0 |

Hardware Setup

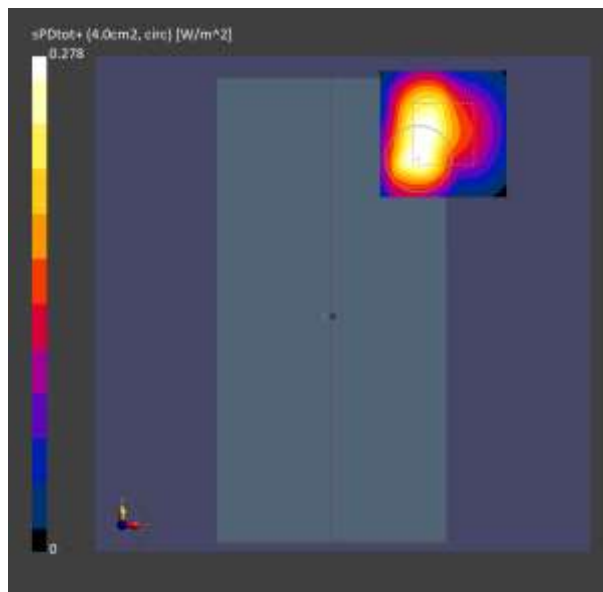
| | | | |
|---------|--------|---------------------------------------|------------------------|
| Phantom | Medium | Probe, Calibration Date | DAE, Calibration Date |
| mmWave | Air - | EUmmWV4 - SN9528_F1-55GHz, 2023-03-21 | DAE4 Sn446, 2022-11-16 |

Scans Setup

| | |
|---------------------|---------------|
| Scan Type | 5G Scan |
| Grid Extents [mm] | 40.0 x 40.0 |
| Grid Steps [lambda] | 0.044 x 0.044 |
| Sensor Surface [mm] | 2.0 |

Measurement Results

| | |
|------------------------------|---------|
| Scan Type | 5G Scan |
| Avg. Area [cm ²] | 4.00 |
| psPDn+ [W/m ²] | 0.192 |
| psPDtot+ [W/m ²] | 0.278 |
| psPDmod+ [W/m ²] | 0.409 |
| Power Drift [dB] | -0.10 |



Appendix C. – Dipole Verification Plots

■ Verification Data (6 500 MHz Head)

Test Laboratory: HCT CO., LTD
 Input Power: 50 mW
 Liquid Temp: 22.3 °C
 Test Date: 10/10/2023

Measurement Report for Device, , , CW, Channel 0 (6500.0 MHz)

Exposure Conditions

| Phantom Section, TSL | Group, UID | Frequency [MHz], Channel Number | Conversion Factor | TSL Conductivity [S/m] | TSL Permittivity |
|----------------------|------------|---------------------------------|-------------------|------------------------|------------------|
| Flat, HSL | CW, 0-- | 6500.0, 0 | 5.55 | 5.99 | 34.1 |

Hardware Setup

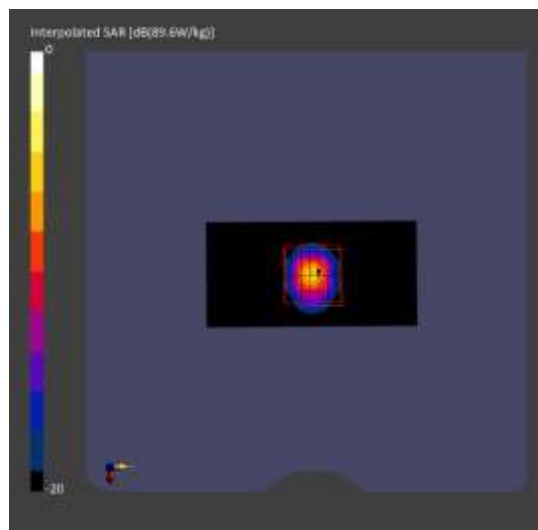
| Phantom | Probe, Calibration Date | DAE, Calibration Date |
|------------------------------------|-----------------------------|------------------------|
| Twin-SAM V8.0 (30deg probe tilt) - | EX3DV4 - SN7702, 2023-01-26 | DAE4 Sn652, 2023-01-20 |

Scans Setup

| | Area Scan | Zoom Scan |
|-------------------|-------------|--------------------|
| Grid Extents [mm] | 40.0 x 80.0 | 22.0 x 22.0 x 22.0 |
| Grid Steps [mm] | 10.0 x 10.0 | 3.4 x 3.4 x 1.4 |
| Graded Grid | n/a | Yes |
| Grading Ratio | n/a | 1.4 |

Measurement Results

| | Area Scan | Zoom Scan |
|------------------|-----------|-----------|
| psSAR1g [W/Kg] | 12.2 | 14.3 |
| psSAR10g [W/Kg] | 2.29 | 2.67 |
| Power Drift [dB] | -0.01 | 0.01 |



■ Verification Data (6 500 MHz Head)

Test Laboratory: HCT CO., LTD
 Input Power: 50 mW
 Liquid Temp: 22.2 °C
 Test Date: 10/11/2023

Measurement Report for Device, , , CW, Channel 0 (6500.0 MHz)

Exposure Conditions

| Phantom Section, TSL | Group, UID | Frequency [MHz], Channel Number | Conversion Factor | TSL Conductivity [S/m] | TSL Permittivity |
|----------------------|------------|---------------------------------|-------------------|------------------------|------------------|
| Flat, HSL | CW, 0-- | 6500.0, 0 | 5.55 | 5.99 | 34.3 |

Hardware Setup

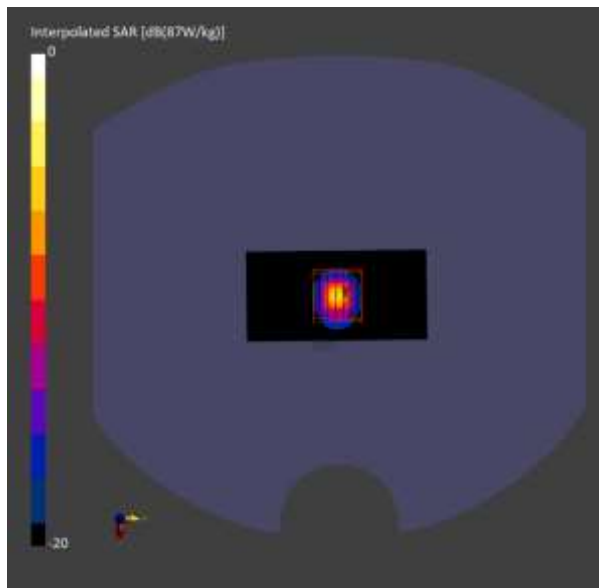
| Phantom | Probe, Calibration Date | DAE, Calibration Date |
|---|-----------------------------|------------------------|
| Twin-SAM V8.0 (30deg probe tilt) - xxxx | EX3DV4 - SN7702, 2023-01-26 | DAE4 Sn652, 2023-01-20 |

Scans Setup

| | Area Scan | Zoom Scan |
|-------------------|-------------|--------------------|
| Grid Extents [mm] | 40.0 x 80.0 | 22.0 x 22.0 x 22.0 |
| Grid Steps [mm] | 10.0 x 10.0 | 3.4 x 3.4 x 1.4 |
| Graded Grid | n/a | Yes |
| Grading Ratio | n/a | 1.4 |

Measurement Results

| | Area Scan | Zoom Scan |
|------------------|-----------|-----------|
| psSAR1g [W/Kg] | 12.4 | 14.0 |
| psSAR10g [W/Kg] | 2.33 | 2.63 |
| Power Drift [dB] | -0.14 | -0.07 |



■ Verification Data (6 500 MHz Head)

Test Laboratory: HCT CO., LTD
 Input Power: 50 mW
 Liquid Temp: 21.8 °C
 Test Date: 10/12/2023

Measurement Report for Device, , , CW, Channel 0 (6500.0 MHz)

Exposure Conditions

| Phantom Section, TSL | Group, UID | Frequency [MHz], Channel Number | Conversion Factor | TSL Conductivity [S/m] | TSL Permittivity |
|----------------------|------------|---------------------------------|-------------------|------------------------|------------------|
| Flat, HSL | CW, 0-- | 6500.0, 0 | 5.55 | 5.99 | 34.2 |

Hardware Setup


| Phantom | Probe, Calibration Date | DAE, Calibration Date |
|---|-----------------------------|------------------------|
| Twin-SAM V8.0 (30deg probe tilt) - xxxx | EX3DV4 - SN7702, 2023-01-26 | DAE4 Sn652, 2023-01-20 |

Scans Setup

| | Area Scan | Zoom Scan |
|-------------------|-------------|--------------------|
| Grid Extents [mm] | 40.0 x 80.0 | 22.0 x 22.0 x 22.0 |
| Grid Steps [mm] | 10.0 x 10.0 | 3.4 x 3.4 x 1.4 |
| Graded Grid | n/a | Yes |
| Grading Ratio | n/a | 1.4 |

Measurement Results

| | Area Scan | Zoom Scan |
|------------------|-----------|-----------|
| psSAR1g [W/Kg] | 12.1 | 14.5 |
| psSAR10g [W/Kg] | 2.29 | 2.71 |
| Power Drift [dB] | -0.08 | 0.08 |



■ Verification Data (6 500 MHz Head)

Test Laboratory: HCT CO., LTD
 Input Power: 50 mW
 Liquid Temp: 21.2 °C
 Test Date: 10/13/2023

Measurement Report for Device, , , CW, Channel 0 (6500.0 MHz)

Exposure Conditions

| Phantom Section, TSL | Group, UID | Frequency [MHz], Channel Number | Conversion Factor | TSL Conductivity [S/m] | TSL Permittivity |
|----------------------|------------|---------------------------------|-------------------|------------------------|------------------|
| Flat, HSL | CW, 0-- | 6500.0, 0 | 5.44 | 5.92 | 34.1 |

Hardware Setup

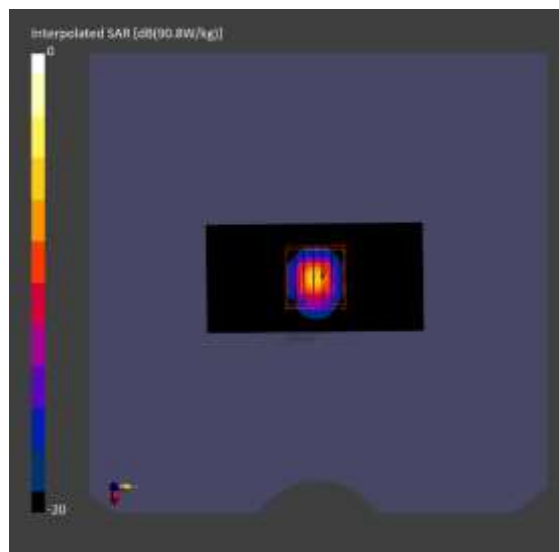
| Phantom | Probe, Calibration Date | DAE, Calibration Date |
|---|-----------------------------|-------------------------|
| Twin-SAM V8.0 (30deg probe tilt) - xxxx | EX3DV4 - SN3903, 2023-07-19 | DAE4 Sn1254, 2023-06-02 |

Scans Setup

| | Area Scan | Zoom Scan |
|-------------------|-------------|--------------------|
| Grid Extents [mm] | 40.0 x 80.0 | 22.0 x 22.0 x 22.0 |
| Grid Steps [mm] | 10.0 x 10.0 | 3.4 x 3.4 x 1.4 |
| Graded Grid | n/a | Yes |
| Grading Ratio | n/a | 1.4 |

Measurement Results

| | Area Scan | Zoom Scan |
|------------------|-----------|-----------|
| psSAR1g [W/Kg] | 12.5 | 14.4 |
| psSAR10g [W/Kg] | 2.37 | 2.69 |
| Power Drift [dB] | -0.14 | 0.19 |



■ **Verification Data (8 000 MHz Head)**

Test Laboratory: HCT CO., LTD
 Input Power: 50 mW
 Liquid Temp: 21.2 °C
 Test Date: 10/13/2023

Measurement Report for Device, , , CW, Channel 0 (8000.0 MHz)

Exposure Conditions

| Phantom Section, TSL | Group, UID | Frequency [MHz], Channel Number | Conversion Factor | TSL Conductivity [S/m] | TSL Permittivity |
|----------------------|------------|---------------------------------|-------------------|------------------------|------------------|
| Flat, HSL | CW, 0-- | 8000.0, 0 | 5.55 | 7.57 | 31.7 |

Hardware Setup


| Phantom | Probe, Calibration Date | DAE, Calibration Date |
|---|-----------------------------|-------------------------|
| Twin-SAM V8.0 (30deg probe tilt) - xxxx | EX3DV4 - SN3903, 2023-07-19 | DAE4 Sn1254, 2023-06-02 |

Scans Setup

| | Area Scan | Zoom Scan |
|-------------------|-------------|--------------------|
| Grid Extents [mm] | 52.0 x 91.0 | 22.0 x 22.0 x 22.0 |
| Grid Steps [mm] | 6.5 x 6.5 | 2.7 x 2.7 x 1.3 |
| Graded Grid | n/a | Yes |
| Grading Ratio | n/a | 1.4 |

Measurement Results

| | Area Scan | Zoom Scan |
|------------------|-----------|-----------|
| psSAR1g [W/Kg] | 13.2 | 12.2 |
| psSAR10g [W/Kg] | 2.42 | 2.07 |
| Power Drift [dB] | -0.13 | -0.10 |



■ Verification Data (10 000 MHz Head)

Test Laboratory: HCT CO., LTD
Input Power: 10 mW
Test Date: 09/13/2023

Measurement Report for Device, FRONT, Custom Band, CW, Channel 10000000 (10000.0 MHz)**Exposure Conditions**

| Phantom Section | Position, Test Distance [mm] | Band | Group, UID | Frequency [MHz], Channel Number | Conversion Factor |
|-----------------|------------------------------|-------------|------------|---------------------------------|-------------------|
| 5G | FRONT, 10.00 | Custom Band | CW, 0-- | 10000.0, 10000000 | 1.0 |

Hardware Setup

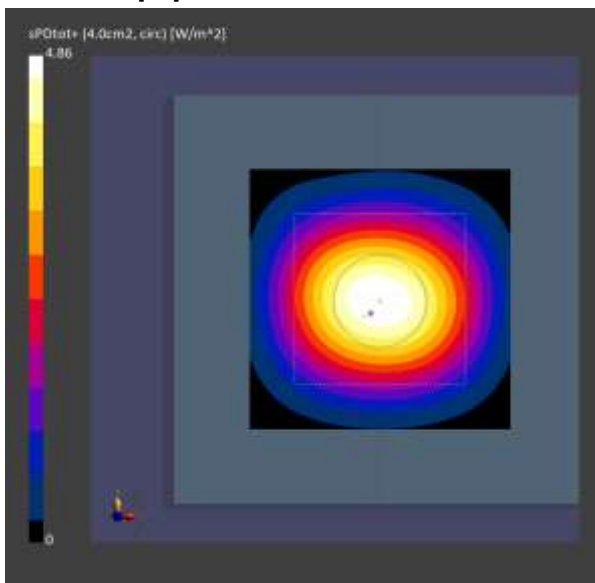
Phantom Medium Probe, Calibration Date
mmWave Air - EUmmWV4 - SN9486_F1-55GHz, 2023-06-19 DAE, Calibration Date
DAE4 Sn446, 2022-11-16

Scans Setup

Scan Type: 5G Scan
Grid Extents [mm]: 60.0 x 60.0
Grid Steps [lambda]: 0.125 x 0.125
Sensor Surface [mm]: 10.0

Measurement Results

Scan Type: 5G Scan
Avg. Area [cm²]: 4.00
psPDn+ [W/m²]: 4.83
psPDtot+ [W/m²]: 4.86
psPDmod+ [W/m²]: 4.88
Power Drift [dB]: 0.02



■ Verification Data (10 000 MHz Head)

Test Laboratory: HCT CO., LTD
Input Power 10 mW
Test Date: 09/15/2023

Measurement Report for Device, FRONT, Custom Band, CW, Channel 10000000 (10000.0 MHz)**Exposure Conditions**

| Phantom Section | Position, Test Distance [mm] | Band | Group, UID | Frequency [MHz], Channel Number | Conversion Factor |
|-----------------|------------------------------|-------------|------------|---------------------------------|-------------------|
| 5G | FRONT, 10.00 | Custom Band | CW, 0-- | 10000.0, 10000000 | 1.0 |

Hardware Setup

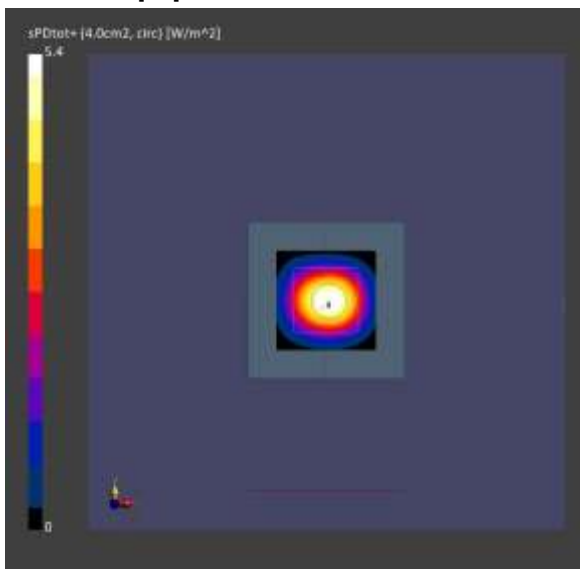
Phantom mmWave - xxxx Air - Medium Probe - Calibration Date EUmWV4 - SN9528_F1-55GHz, 2023-03-21 DAE, Calibration Date DAE4 Sn446, 2022-11-16

Scans Setup

Scan Type 5G Scan
Grid Extents [mm] 60.0 x 60.0
Grid Steps [lambda] 0.125 x 0.125
Sensor Surface [mm] 10.0

Measurement Results

Scan Type 5G Scan
Avg. Area [cm²] 4.00
psPDn+ [W/m²] 5.33
psPDtot+ [W/m²] 5.40
psPDmod+ [W/m²] 5.42
Power Drift [dB] 0.07



■ Verification Data (10 000 MHz Head)

Test Laboratory: HCT CO., LTD
 Input Power 10 mW
 Test Date: 09/18/2023

Measurement Report for Device, FRONT, Custom Band, CW, Channel 10000000 (10000.0 MHz)

Exposure Conditions

| Phantom Section | Position, Test Distance [mm] | Band | Group, UID | Frequency [MHz], Channel Number | Conversion Factor |
|-----------------|------------------------------|-------------|------------|---------------------------------|-------------------|
| 5G | FRONT, 10.00 | Custom Band | CW, 0-- | 10000.0, 10000000 | 1.0 |

Hardware Setup

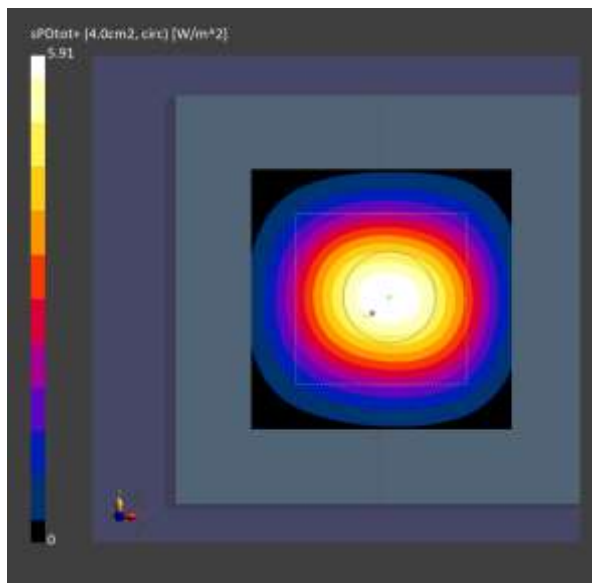
Phantom mmWave - xxxx Air - Medium Probe - Calibration Date EUmWV4 - SN9486_F1-55GHz, 2023-06-19 DAE, Calibration Date DAE4 Sn446, 2022-11-16

Scans Setup

Scan Type 5G Scan
 Grid Extents [mm] 60.0 x 60.0
 Grid Steps [lambda] 0.125 x 0.125
 Sensor Surface [mm] 10.0

Measurement Results

Scan Type 5G Scan
 Avg. Area [cm²] 4.00
 psPDn+ [W/m²] 5.88
 psPDtot+ [W/m²] 5.91
 psPDmod+ [W/m²] 5.95
 Power Drift [dB] -0.00



■ Verification Data (10 000 MHz Head)

Test Laboratory: HCT CO., LTD
Input Power 10 mW
Test Date: 09/19/2023

Measurement Report for Device, FRONT, Custom Band, CW, Channel 10000000 (10000.0 MHz)**Exposure Conditions**

| Phantom Section | Position, Test Distance [mm] | Band | Group, UID | Frequency [MHz], Channel Number | Conversion Factor |
|-----------------|------------------------------|-------------|------------|---------------------------------|-------------------|
| 5G | FRONT, 10.00 | Custom Band | CW, 0-- | 10000.0, 10000000 | 1.0 |

Hardware Setup

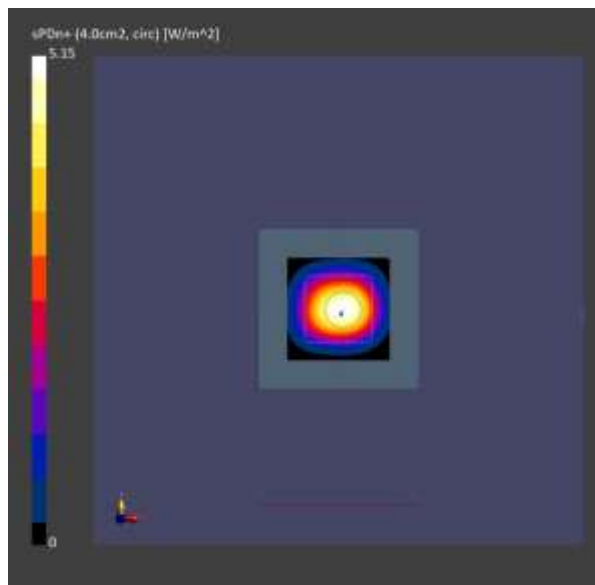
| | | |
|---------------------|---------------------------------------|------------------------|
| Phantom | Medium Probe, Calibration Date | DAE, Calibration Date |
| mmWave - xxxx Air - | EUmmWV4 - SN9528_F1-55GHz, 2023-03-21 | DAE4 Sn446, 2022-11-16 |

Scans Setup

| | |
|---------------------|---------------|
| Scan Type | 5G Scan |
| Grid Extents [mm] | 60.0 x 60.0 |
| Grid Steps [lambda] | 0.125 x 0.125 |
| Sensor Surface [mm] | 10.0 |

Measurement Results

| | |
|------------------------------|---------|
| Scan Type | 5G Scan |
| Avg. Area [cm ²] | 4.00 |
| psPDn+ [W/m ²] | 5.15 |
| psPDtot+ [W/m ²] | 5.23 |
| psPDmod+ [W/m ²] | 5.27 |
| Power Drift [dB] | 0.10 |



■ Verification Data (10 000 MHz Head)

Test Laboratory: HCT CO., LTD
 Input Power: 10 mW
 Test Date: 09/20/2023

Measurement Report for Device, FRONT, Custom Band, CW, Channel 10000000 (10000.0 MHz)

Exposure Conditions

| Phantom Section | Position, Test Distance [mm] | Band | Group, UID | Frequency [MHz], Channel Number | Conversion Factor |
|-----------------|------------------------------|-------------|------------|---------------------------------|-------------------|
| 5G | FRONT, 10.00 | Custom Band | CW, 0-- | 10000.0, 10000000 | 1.0 |

Hardware Setup

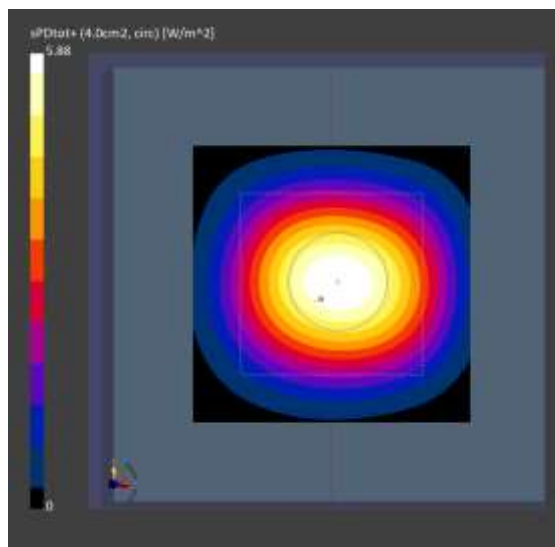
Phantom: Medium Probe, Calibration Date: DAE, Calibration Date
 mmWave - xxxx Air - EUmWV4 - SN9486_F1-55GHz, 2023-06-19 DAE4 Sn446, 2022-11-16

Scans Setup

Scan Type: 5G Scan
 Grid Extents [mm]: 60.0 x 60.0
 Grid Steps [lambda]: 0.125 x 0.125
 Sensor Surface [mm]: 10.0

Measurement Results

Scan Type: 5G Scan
 Avg. Area [cm²]: 4.00
 psPDn+ [W/m²]: 5.84
 psPDtot+ [W/m²]: 5.88
 psPDmod+ [W/m²]: 5.91
 Power Drift [dB]: 0.03



■ Verification Data (10 000 MHz Head)

Test Laboratory: HCT CO., LTD
 Input Power: 10 mW
 Test Date: 09/21/2023

Measurement Report for Device, FRONT, Custom Band, CW, Channel 10000000 (10000.0 MHz)

Exposure Conditions

| Phantom Section | Position, Test Distance [mm] | Band | Group, UID | Frequency [MHz], Channel Number | Conversion Factor |
|-----------------|------------------------------|-------------|------------|---------------------------------|-------------------|
| 5G | FRONT, 10.00 | Custom Band | CW, 0-- | 10000.0, 10000000 | 1.0 |

Hardware Setup

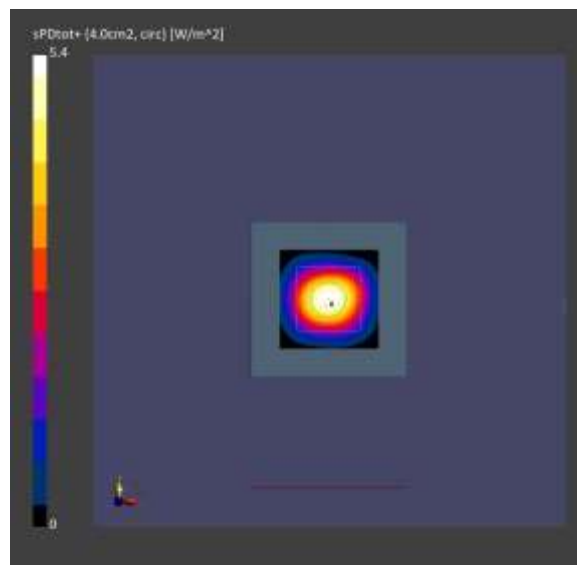
Phantom: Medium Probe, Calibration Date: DAE, Calibration Date
 mmWave - xxxx Air - EUmWV4 - SN9528_F1-55GHz, 2023-03-21 DAE4 Sn446, 2022-11-16

Scans Setup

| | |
|---------------------|---------------|
| Scan Type | 5G Scan |
| Grid Extents [mm] | 60.0 x 60.0 |
| Grid Steps [lambda] | 0.125 x 0.125 |
| Sensor Surface [mm] | 10.0 |

Measurement Results

| | |
|------------------------------|---------|
| Scan Type | 5G Scan |
| Avg. Area [cm ²] | 4.00 |
| psPDn+ [W/m ²] | 5.21 |
| psPDtot+ [W/m ²] | 5.28 |
| psPDmod+ [W/m ²] | 5.32 |
| Power Drift [dB] | -0.02 |



■ Verification Data (10 000 MHz Head)

Test Laboratory: HCT CO., LTD
 Input Power: 10 mW
 Test Date: 09/29/2023

Measurement Report for Device, FRONT, Custom Band, CW, Channel 10000000 (10000.0 MHz)

Exposure Conditions

| Phantom Section | Position, Test Distance [mm] | Band | Group, UID | Frequency [MHz], Channel Number | Conversion Factor |
|-----------------|------------------------------|-------------|------------|---------------------------------|-------------------|
| 5G | FRONT, 10.00 | Custom Band | CW, 0-- | 10000.0, 10000000 | 1.0 |

Hardware Setup

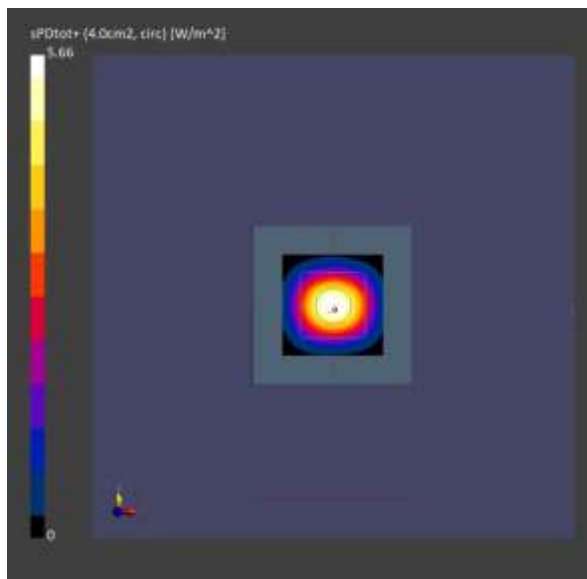
Phantom: Medium Probe, Calibration Date: DAE, Calibration Date: DAE4 Sn446, 2022-11-16
 mmWave - xxxx Air - EUmmWV4 - SN9528_F1-55GHz, 2023-03-21

Scans Setup

Scan Type: 5G Scan
 Grid Extents [mm]: 60.0 x 60.0
 Grid Steps [lambda]: 0.125 x 0.125
 Sensor Surface [mm]: 10.0

Measurement Results

Scan Type: 5G Scan
 Avg. Area [cm²]: 4.00
 psPDn+ [W/m²]: 5.58
 psPDtot+ [W/m²]: 5.66
 psPDmod+ [W/m²]: 5.70
 Power Drift [dB]: -0.01



Appendix D. – Probe Calibration Data

**Calibration Laboratory of
Schmid & Partner
Engineering AG**
Zeughausstrasse 43, 8004 Zurich, Switzerland



S Schweizerischer Kalibrierdienst
C Service suisse d'étalonnage
S Servizio svizzero di taratura
S Swiss Calibration Service

Accredited by the Swiss Accreditation Service (SAS)
The Swiss Accreditation Service is one of the signatories to the EA
Multilateral Agreement for the recognition of calibration certificates

Accreditation No.: **SCS 0108**

Client **HCT (Dymstec)**

Certificate No **EX-7702_Jan23**

CALIBRATION CERTIFICATE

Object **EX3DV4 - SN:7702**

Calibration procedure(s) **QA CAL-01.v10, QA CAL-12.v10, QA CAL-14.v7, QA CAL-23.v6,
QA CAL-25.v8
Calibration procedure for dosimetric E-field probes**

Calibration date **January 26, 2023**

This calibration certificate documents the traceability to national standards, which realize the physical units of measurements (SI).
The measurements and the uncertainties with confidence probability are given on the following pages and are part of the certificate.
All calibrations have been conducted in the closed laboratory facility: environment temperature (22 ± 3) °C and humidity < 70%.
Calibration Equipment used (M&TE critical for calibration)

| Primary Standards | ID | Cal Date (Certificate No.) | Scheduled Calibration |
|----------------------------|------------------|-----------------------------------|-----------------------|
| Power meter NRP | SN: 104776 | 04-Apr-22 (No. 217-03525/03524) | Apr-23 |
| Power sensor NRP-Z91 | SN: 103244 | 04-Apr-22 (No. 217-03524) | Apr-23 |
| OCP DAK-3.5 (weighted) | SN: 1249 | 20-Oct-22 (OCP-DAK3.5-1249_Oct22) | Oct-23 |
| OCP DAK-12 | SN: 1016 | 20-Oct-22 (OCP-DAK12-1016_Oct22) | Oct-23 |
| Reference 20 dB Attenuator | SN: CC2552 (20x) | 04-Apr-22 (No. 217-03527) | Apr-23 |
| DAE4 | SN: 660 | 10-Oct-22 (No. DAE4-660_Oct22) | Oct-23 |
| Reference Probe ES3DV2 | SN: 3013 | 06-Jan-23 (No. ES3-3013_Jan23) | Jan-24 |

| Secondary Standards | ID | Check Date (in house) | Scheduled Check |
|-------------------------|------------------|-----------------------------------|------------------------|
| Power meter E4419B | SN: GB41293874 | 06-Apr-16 (in house check Jun-22) | In house check: Jun-24 |
| Power sensor E4412A | SN: MY41498087 | 06-Apr-16 (in house check Jun-22) | In house check: Jun-24 |
| Power sensor E4412A | SN: 000110210 | 06-Apr-16 (in house check Jun-22) | In house check: Jun-24 |
| RF generator HP 8648C | SN: US3842U01700 | 04-Aug-99 (in house check Jun-22) | In house check: Jun-24 |
| Network Analyzer E6358A | SN: US41080477 | 31-Mar-14 (in house check Oct-22) | In house check: Oct-24 |

| | | | |
|---------------|----------------------------|--|------------|
| Calibrated by | Name: Jeton Kastati | Function: Laboratory Technician | Signature: |
| Approved by | Name: Sven Kühn | Function: Technical Manager | Signature: |

Issued: January 30, 2023

This calibration certificate shall not be reproduced except in full without written approval of the laboratory.

| | | |
|---|-----------------------------|-----------------------------|
| 결 | 담당자 | 확인자 |
| 재 | | |
| | 01 / 1023년 01월 2023. 02. 09 | 03 / 1023년 01월 2023. 02. 09 |

Calibration Laboratory of
Schmid & Partner
Engineering AG
 Zeughausstrasse 43, 8004 Zurich, Switzerland



S Schweizerischer Kalibrierdienst
C Service suisse d'étalonnage
S Servizio svizzero di taratura
S Swiss Calibration Service

Accredited by the Swiss Accreditation Service (SAS)
 The Swiss Accreditation Service is one of the signatories to the EA
 Multilateral Agreement for the recognition of calibration certificates

Accreditation No.: **SCS 0108**

Glossary

| | |
|------------------------|--|
| TSL | tissue simulating liquid |
| NORM _{x,y,z} | sensitivity in free space |
| ConvF | sensitivity in TSL / NORM _{x,y,z} |
| DCP | diode compression point |
| CF | crest factor (1/duty_cycle) of the RF signal |
| A, B, C, D | modulation dependent linearization parameters |
| Polarization φ | φ rotation around probe axis |
| Polarization θ | θ rotation around an axis that is in the plane normal to probe axis (at measurement center), i.e., $\theta = 0$ is normal to probe axis |
| Connector Angle | information used in DASY system to align probe sensor X to the robot coordinate system |

Calibration is Performed According to the Following Standards:

- a) IEC/IEEE 62209-1528, "Measurement Procedure For The Assessment Of Specific Absorption Rate Of Human Exposure To Radio Frequency Fields From Hand-Held And Body-Worn Wireless Communication Devices – Part 1528: Human Models, Instrumentation And Procedures (Frequency Range of 4 MHz to 10 GHz)", October 2020.
- b) KDB 865664, "SAR Measurement Requirements for 100 MHz to 6 GHz"

Methods Applied and Interpretation of Parameters:

- **NORM_{x,y,z}**: Assessed for E-field polarization $\theta = 0$ ($f \leq 900$ MHz in TEM-cell; $f > 1800$ MHz: R22 waveguide). NORM_{x,y,z} are only intermediate values, i.e., the uncertainties of NORM_{x,y,z} does not affect the E²-field uncertainty inside TSL (see below ConvF).
- **NORM(f)_{x,y,z} = NORM_{x,y,z} * frequency_response** (see Frequency Response Chart): This linearization is implemented in DASY4 software versions later than 4.2. The uncertainty of the frequency response is included in the stated uncertainty of ConvF.
- **DCP_{x,y,z}**: DCP are numerical linearization parameters assessed based on the data of power sweep with CW signal. DCP does not depend on frequency nor media.
- **PAR**: PAR is the Peak to Average Ratio that is not calibrated but determined based on the signal characteristics
- **A_{x,y,z}; B_{x,y,z}; C_{x,y,z}; D_{x,y,z}; VR_{x,y,z}**: A, B, C, D are numerical linearization parameters assessed based on the data of power sweep for specific modulation signal. The parameters do not depend on frequency nor media. VR is the maximum calibration range expressed in RMS voltage across the diode.
- **ConvF and Boundary Effect Parameters**: Assessed in flat phantom using E-field (or Temperature Transfer Standard for $f \leq 800$ MHz) and inside waveguide using analytical field distributions based on power measurements for $f > 800$ MHz. The same setups are used for assessment of the parameters applied for boundary compensation (alpha, depth) of which typical uncertainty values are given. These parameters are used in DASY4 software to improve probe accuracy close to the boundary. The sensitivity in TSL corresponds to NORM_{x,y,z} * ConvF whereby the uncertainty corresponds to that given for ConvF. A frequency dependent ConvF is used in DASY version 4.4 and higher which allows extending the validity from ± 50 MHz to ± 100 MHz.
- **Spherical isotropy (3D deviation from isotropy)**: in a field of low gradients realized using a flat phantom exposed by a patch antenna.
- **Sensor Offset**: The sensor offset corresponds to the offset of virtual measurement center from the probe tip (on probe axis). No tolerance required.
- **Connector Angle**: The angle is assessed using the information gained by determining the NORM_x (no uncertainty required).

EX3DV4 - SN:7702

January 26, 2023

Parameters of Probe: EX3DV4 - SN:7702

Basic Calibration Parameters

| | Sensor X | Sensor Y | Sensor Z | Unc (k = 2) |
|---|----------|----------|----------|--------------|
| Norm ($\mu\text{V}/(\text{V}/\text{m})^2$) ^A | 0.66 | 0.52 | 0.63 | $\pm 10.1\%$ |
| DCP (mV) ^B | 103.1 | 108.3 | 106.4 | $\pm 4.7\%$ |

Calibration Results for Modulation Response

| UID | Communication System Name | | A dB | B dB $\sqrt{\mu\text{V}}$ | C | D dB | VR mV | Max dev. | Max Unc ^E k = 2 |
|-------|-----------------------------|---|---------|------------------------------|-------|---------|----------|-------------|----------------------------------|
| 0 | CW | X | 0.00 | 0.00 | 1.00 | 0.00 | 145.8 | $\pm 3.0\%$ | $\pm 4.7\%$ |
| | | Y | 0.00 | 0.00 | 1.00 | | 158.0 | | |
| | | Z | 0.00 | 0.00 | 1.00 | | 144.8 | | |
| 10352 | Pulse Waveform (200Hz, 10%) | X | 1.54 | 60.67 | 6.32 | 10.00 | 60.0 | $\pm 2.8\%$ | $\pm 9.6\%$ |
| | | Y | 1.51 | 60.49 | 6.00 | | 60.0 | | |
| | | Z | 1.52 | 60.50 | 6.19 | | 60.0 | | |
| 10353 | Pulse Waveform (200Hz, 20%) | X | 0.79 | 60.00 | 4.79 | 6.99 | 80.0 | $\pm 2.5\%$ | $\pm 9.6\%$ |
| | | Y | 52.00 | 76.00 | 9.00 | | 80.0 | | |
| | | Z | 0.81 | 60.00 | 4.78 | | 80.0 | | |
| 10354 | Pulse Waveform (200Hz, 40%) | X | 0.17 | 142.69 | 0.24 | 3.98 | 95.0 | $\pm 2.6\%$ | $\pm 9.6\%$ |
| | | Y | 0.06 | 127.83 | 1.91 | | 95.0 | | |
| | | Z | 0.26 | 148.93 | 0.19 | | 95.0 | | |
| 10355 | Pulse Waveform (200Hz, 60%) | X | 6.65 | 159.99 | 14.20 | 2.22 | 120.0 | $\pm 1.6\%$ | $\pm 9.6\%$ |
| | | Y | 7.64 | 159.26 | 21.73 | | 120.0 | | |
| | | Z | 8.07 | 159.88 | 11.94 | | 120.0 | | |
| 10387 | QPSK Waveform, 1 MHz | X | 0.76 | 65.35 | 13.03 | 1.00 | 150.0 | $\pm 4.3\%$ | $\pm 9.6\%$ |
| | | Y | 0.51 | 62.24 | 10.43 | | 150.0 | | |
| | | Z | 0.61 | 63.61 | 12.03 | | 150.0 | | |
| 10388 | QPSK Waveform, 10 MHz | X | 1.48 | 65.92 | 14.27 | 0.00 | 150.0 | $\pm 1.2\%$ | $\pm 9.6\%$ |
| | | Y | 1.23 | 64.30 | 12.69 | | 150.0 | | |
| | | Z | 1.36 | 65.38 | 13.76 | | 150.0 | | |
| 10396 | 64-QAM Waveform, 100 kHz | X | 1.58 | 63.56 | 15.85 | 3.01 | 150.0 | $\pm 1.4\%$ | $\pm 9.6\%$ |
| | | Y | 1.73 | 65.01 | 16.02 | | 150.0 | | |
| | | Z | 1.62 | 63.95 | 15.72 | | 150.0 | | |
| 10399 | 64-QAM Waveform, 40 MHz | X | 2.93 | 66.16 | 15.11 | 0.00 | 150.0 | $\pm 2.5\%$ | $\pm 9.6\%$ |
| | | Y | 2.75 | 65.63 | 14.53 | | 150.0 | | |
| | | Z | 2.84 | 65.99 | 14.91 | | 150.0 | | |
| 10414 | WLAN CCDF, 64-QAM, 40 MHz | X | 4.18 | 66.41 | 15.64 | 0.00 | 150.0 | $\pm 4.4\%$ | $\pm 9.6\%$ |
| | | Y | 3.77 | 65.47 | 14.87 | | 150.0 | | |
| | | Z | 4.03 | 66.33 | 15.46 | | 150.0 | | |

Note: For details on UID parameters see Appendix

The reported uncertainty of measurement is stated as the standard uncertainty of measurement multiplied by the coverage factor k=2, which for a normal distribution corresponds to a coverage probability of approximately 95%.

^A The uncertainties of Norm X,Y,Z do not affect the E²-field uncertainty inside TSL (see Pages 5 and 6).

^B Linearization parameter uncertainty for maximum specified field strength.

^E Uncertainty is determined using the max. deviation from linear response applying rectangular distribution and is expressed for the square of the field value.

EX3DV4 - SN:7702

January 26, 2023

Parameters of Probe: EX3DV4 - SN:7702

Sensor Model Parameters

| | C1 fF | C2 fF | α V ⁻¹ | T1 ms V ⁻² | T2 ms V ⁻¹ | T3 ms | T4 V ⁻² | T5 V ⁻¹ | T6 |
|---|----------|----------|-----------------------------|--------------------------|--------------------------|----------|-----------------------|-----------------------|------|
| x | 13.0 | 95.15 | 34.07 | 1.89 | 0.00 | 4.90 | 0.00 | 0.01 | 1.01 |
| y | 10.6 | 77.16 | 33.62 | 3.74 | 0.00 | 4.91 | 0.54 | 0.00 | 1.01 |
| z | 11.4 | 82.08 | 33.11 | 2.75 | 0.00 | 4.90 | 0.27 | 0.00 | 1.00 |

Other Probe Parameters

| | |
|---|------------|
| Sensor Arrangement | Triangular |
| Connector Angle | 141.3° |
| Mechanical Surface Detection Mode | enabled |
| Optical Surface Detection Mode | disabled |
| Probe Overall Length | 337 mm |
| Probe Body Diameter | 10 mm |
| Tip Length | 9 mm |
| Tip Diameter | 2.5 mm |
| Probe Tip to Sensor X Calibration Point | 1 mm |
| Probe Tip to Sensor Y Calibration Point | 1 mm |
| Probe Tip to Sensor Z Calibration Point | 1 mm |
| Recommended Measurement Distance from Surface | 1.4 mm |

Note: Measurement distance from surface can be increased to 3-4 mm for an Area Scan job.

EX3DV4 - SN:7702

January 26, 2023

Parameters of Probe: EX3DV4 - SN:7702

Calibration Parameter Determined in Head Tissue Simulating Media

| f (MHz) ^C | Relative Permittivity ^F | Conductivity ^F (S/m) | ConvF X | ConvF Y | ConvF Z | Alpha ^G | Depth ^G (mm) | Unc (k = 2) |
|----------------------|------------------------------------|---------------------------------|---------|---------|---------|--------------------|-------------------------|-------------|
| 750 | 41.9 | 0.89 | 10.59 | 10.59 | 10.59 | 0.45 | 0.92 | ±12.0% |
| 835 | 41.5 | 0.90 | 10.24 | 10.24 | 10.24 | 0.51 | 0.80 | ±12.0% |
| 900 | 41.5 | 0.97 | 10.02 | 10.02 | 10.02 | 0.39 | 0.94 | ±12.0% |
| 1750 | 40.1 | 1.37 | 9.10 | 9.10 | 9.10 | 0.39 | 0.86 | ±12.0% |
| 1900 | 40.0 | 1.40 | 8.72 | 8.72 | 8.72 | 0.42 | 0.86 | ±12.0% |
| 2300 | 39.5 | 1.67 | 8.53 | 8.53 | 8.53 | 0.41 | 0.90 | ±12.0% |
| 2450 | 39.2 | 1.80 | 8.08 | 8.08 | 8.08 | 0.38 | 0.90 | ±12.0% |
| 2600 | 39.0 | 1.96 | 7.99 | 7.99 | 7.99 | 0.37 | 0.90 | ±12.0% |
| 3300 | 38.2 | 2.71 | 7.31 | 7.31 | 7.31 | 0.30 | 1.35 | ±14.0% |
| 3500 | 37.9 | 2.91 | 7.27 | 7.27 | 7.27 | 0.30 | 1.35 | ±14.0% |
| 3700 | 37.7 | 3.12 | 7.21 | 7.21 | 7.21 | 0.30 | 1.35 | ±14.0% |
| 3900 | 37.5 | 3.32 | 6.78 | 6.78 | 6.78 | 0.40 | 1.60 | ±14.0% |
| 4100 | 37.2 | 3.53 | 6.69 | 6.69 | 6.69 | 0.40 | 1.60 | ±14.0% |
| 5250 | 35.9 | 4.71 | 5.59 | 5.59 | 5.59 | 0.40 | 1.80 | ±14.0% |
| 5600 | 35.5 | 5.07 | 4.84 | 4.84 | 4.84 | 0.40 | 1.80 | ±14.0% |
| 5750 | 35.4 | 5.22 | 4.98 | 4.98 | 4.98 | 0.40 | 1.80 | ±14.0% |
| 5800 | 35.3 | 5.27 | 4.93 | 4.93 | 4.93 | 0.40 | 1.80 | ±14.0% |

^C Frequency validity above 300 MHz of ±100 MHz only applies for DASY v4.4 and higher (see Page 2), else it is restricted to ±50 MHz. The uncertainty is the RSS of the ConvF uncertainty at calibration frequency and the uncertainty for the indicated frequency band. Frequency validity below 300 MHz is ±10, 25, 40, 50 and 70 MHz for ConvF assessments at 30, 64, 128, 150 and 220 MHz respectively. Validity of ConvF assessed at 6 MHz is 4-9 MHz, and ConvF assessed at 13 MHz is 9-19 MHz. Above 5 GHz frequency validity can be extended to ±110 MHz.

^F The probes are calibrated using tissue simulating liquids (TSL) that deviate for ϵ and σ by less than ±5% from the target values (typically better than ±3%) and are valid for TSL with deviations of up to ±10%. If TSL with deviations from the target of less than ±5% are used, the calibration uncertainties are 11.1% for 0.7 - 3 GHz and 13.1% for 3 - 6 GHz.

^G Alpha/Depth are determined during calibration. SPEAG warrants that the remaining deviation due to the boundary effect after compensation is always less than ±1% for frequencies below 3 GHz and below ±2% for frequencies between 3-6 GHz at any distance larger than half the probe tip diameter from the boundary.

EX3DV4 - SN:7702

January 26, 2023

Parameters of Probe: EX3DV4 - SN:7702**Calibration Parameter Determined in Head Tissue Simulating Media**

| f (MHz) ^C | Relative Permittivity ^F | Conductivity ^F (S/m) | ConvF X | ConvF Y | ConvF Z | Alpha ^G | Depth ^G (mm) | Unc (k = 2) |
|----------------------|------------------------------------|---------------------------------|---------|---------|---------|--------------------|-------------------------|-------------|
| 6500 | 34.5 | 6.07 | 5.55 | 5.55 | 5.55 | 0.20 | 2.50 | ±18.6% |

^C Frequency validity at 6.5 GHz is $-800/+700$ MHz, and ± 700 MHz at or above 7 GHz. The uncertainty is the RSS of the ConvF uncertainty at calibration frequency and the uncertainty for the indicated frequency band.

^F The probes are calibrated using tissue simulating liquids (TSL) that deviate for ϵ and σ by less than $\pm 10\%$ from the target values (typically better than $\pm 6\%$) and are valid for TSL with deviations of up to $\pm 10\%$.

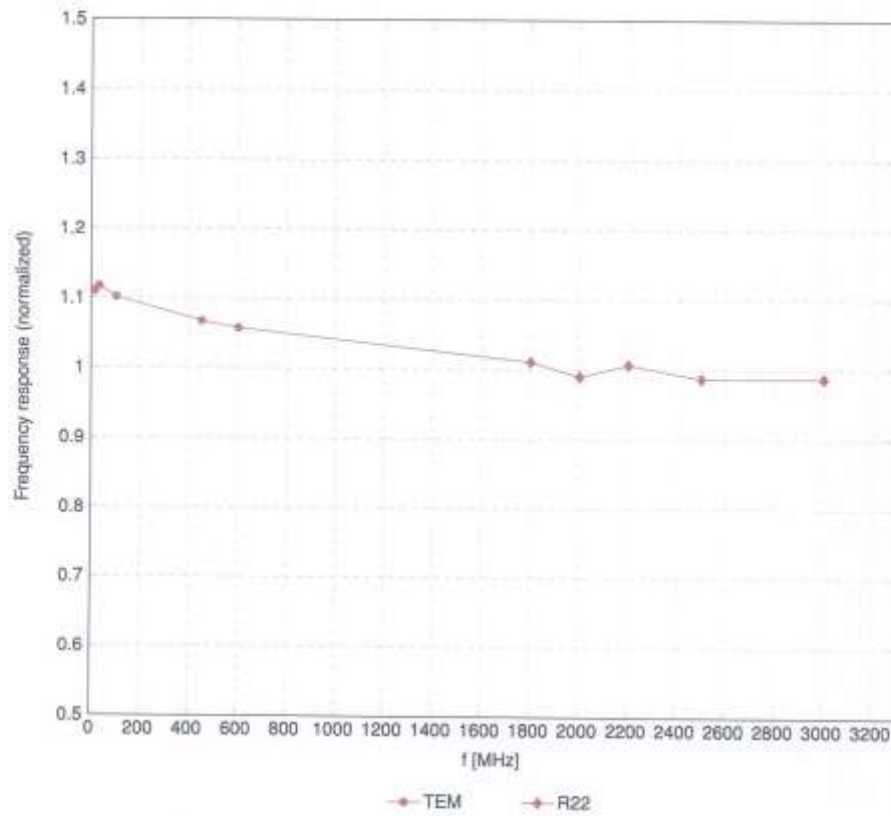
^G Alpha/Depth are determined during calibration. SPEAG warrants that the remaining deviation due to the boundary effect after compensation is always less than $\pm 1\%$ for frequencies below 3 GHz; below $\pm 2\%$ for frequencies between 3–6 GHz; and below $\pm 4\%$ for frequencies between 6–10 GHz at any distance larger than half the probe tip diameter from the boundary.

EX3DV4 - SN:7702

January 26, 2023

Frequency Response of E-Field

(TEM-Cell:if1110 EXX, Waveguide:R22)

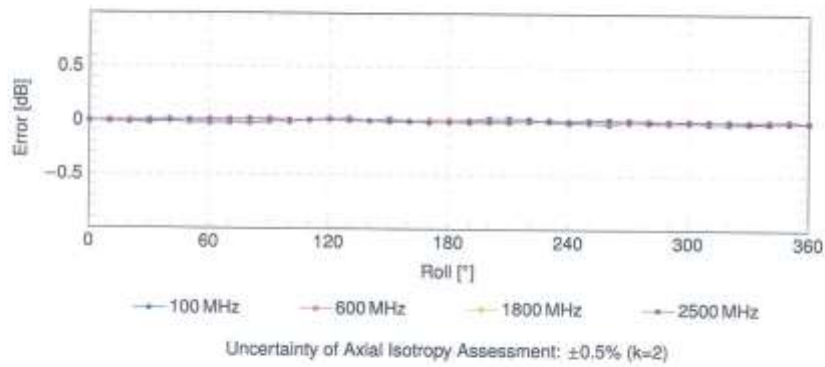
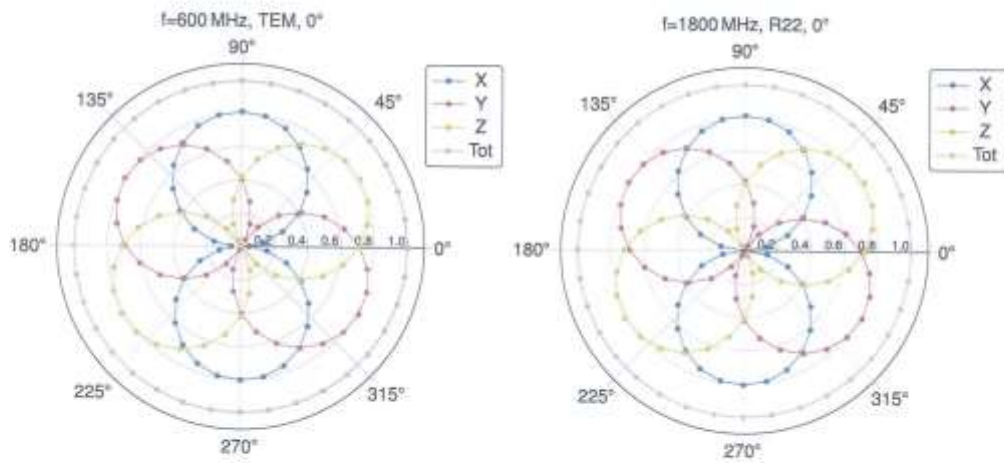


Uncertainty of Frequency Response of E-field: $\pm 6.3\%$ ($k=2$)

EX3DV4 - SN:7702

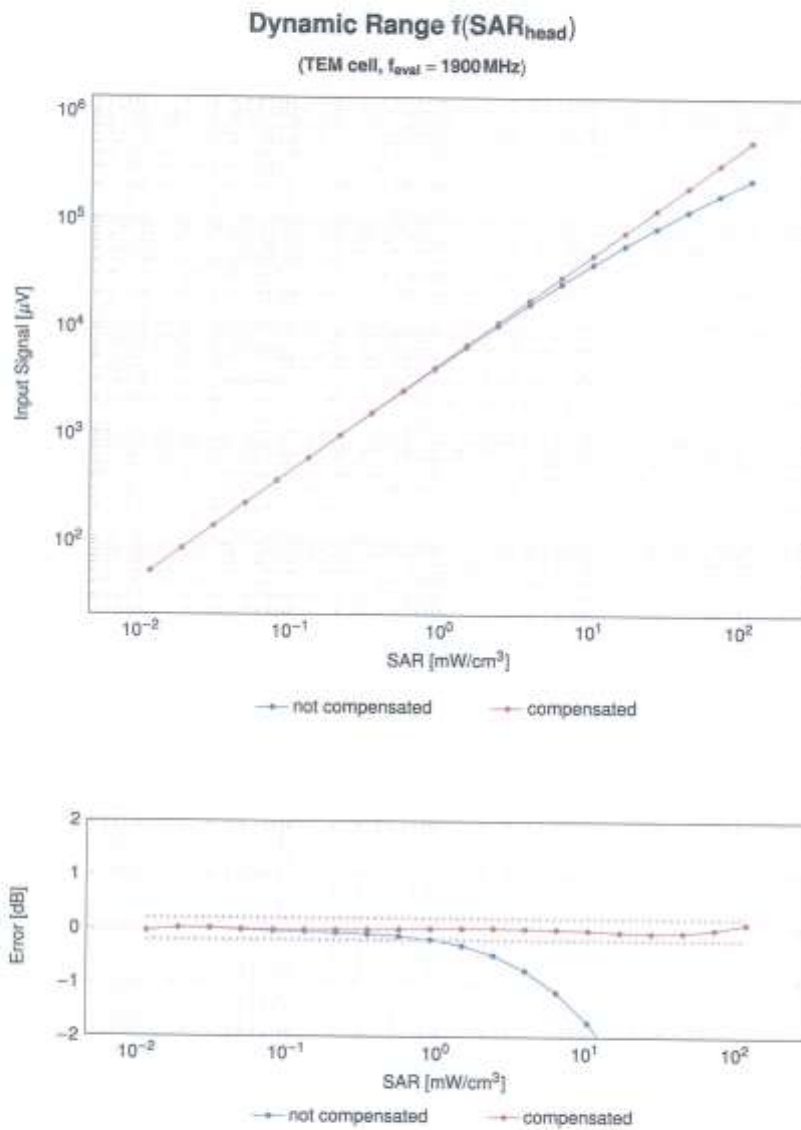
January 26, 2023

Receiving Pattern (ϕ), $\theta = 0^\circ$



EX3DV4 - SN:7702

January 26, 2023

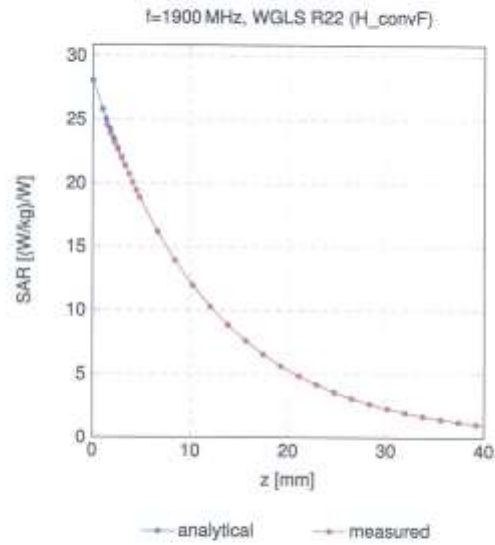


Uncertainty of Linearity Assessment: ±0.6% (k=2)

EX3DV4 - SN:7702

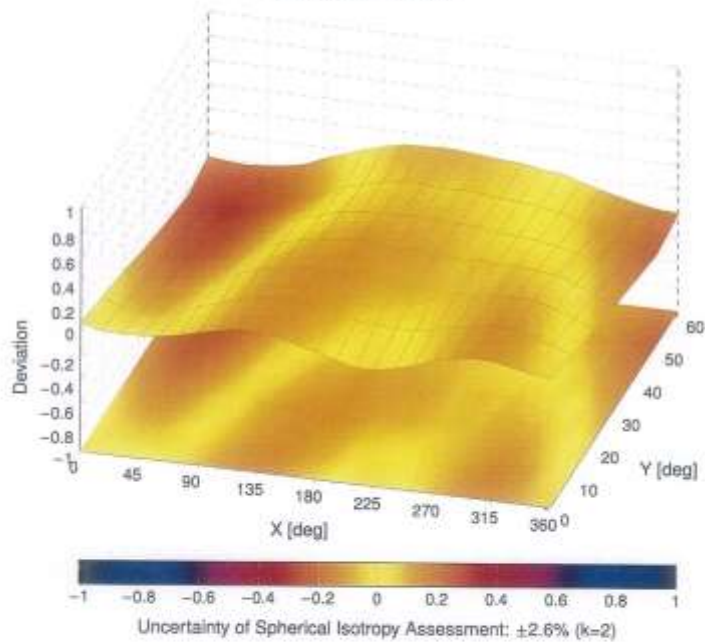
January 26, 2023

Conversion Factor Assessment



Deviation from Isotropy in Liquid

Error (ϕ, θ), f = 900 MHz



EX3DV4 - SN:7702

January 26, 2023

Appendix: Modulation Calibration Parameters

| UID | Rev | Communication System Name | Group | PAR (dB) | Unc ^k k = 2 |
|-------|-----|--|-----------|----------|------------------------|
| 0 | | CW | CW | 0.00 | ±4.7 |
| 10010 | CAB | SAR Validation (Square, 100 ms, 10 ms) | Test | 10.00 | ±9.6 |
| 10011 | CAC | UMTS-FDD (WCDMA) | WCDMA | 2.91 | ±9.6 |
| 10012 | CAB | IEEE 802.11b WiFi 2.4 GHz (DSSS, 1 Mbps) | WLAN | 1.87 | ±9.6 |
| 10013 | CAB | IEEE 802.11g WiFi 2.4 GHz (DSSS-OFDM, 6 Mbps) | WLAN | 9.46 | ±9.6 |
| 10021 | DAC | GSM-FDD (TDMA, GMSK) | GSM | 9.39 | ±9.6 |
| 10023 | DAC | GPRS-FDD (TDMA, GMSK, TN 0) | GSM | 9.57 | ±9.6 |
| 10024 | DAC | GPRS-FDD (TDMA, GMSK, TN 0-1) | GSM | 6.56 | ±9.6 |
| 10025 | DAC | EDGE-FDD (TDMA, 8PSK, TN 0) | GSM | 12.62 | ±9.6 |
| 10026 | DAC | EDGE-FDD (TDMA, 8PSK, TN 0-1) | GSM | 9.55 | ±9.6 |
| 10027 | DAC | GPRS-FDD (TDMA, GMSK, TN 0-1-2) | GSM | 4.80 | ±9.6 |
| 10028 | DAC | GPRS-FDD (TDMA, GMSK, TN 0-1-2-3) | GSM | 3.55 | ±9.6 |
| 10029 | DAC | EDGE-FDD (TDMA, 8PSK, TN 0-1-2) | GSM | 7.78 | ±9.6 |
| 10030 | CAA | IEEE 802.15.1 Bluetooth (GFSK, DH1) | Bluetooth | 5.30 | ±9.6 |
| 10031 | CAA | IEEE 802.15.1 Bluetooth (GFSK, DH3) | Bluetooth | 1.87 | ±9.6 |
| 10032 | CAA | IEEE 802.15.1 Bluetooth (GFSK, DH5) | Bluetooth | 1.16 | ±9.6 |
| 10033 | CAA | IEEE 802.15.1 Bluetooth (PI4-DQPSK, DH1) | Bluetooth | 7.74 | ±9.6 |
| 10034 | CAA | IEEE 802.15.1 Bluetooth (PI4-DQPSK, DH3) | Bluetooth | 4.53 | ±9.6 |
| 10035 | CAA | IEEE 802.15.1 Bluetooth (PI4-DQPSK, DH5) | Bluetooth | 3.63 | ±9.6 |
| 10036 | CAA | IEEE 802.15.1 Bluetooth (8-PSK, DH1) | Bluetooth | 8.01 | ±9.6 |
| 10037 | CAA | IEEE 802.15.1 Bluetooth (8-PSK, DH3) | Bluetooth | 4.77 | ±9.6 |
| 10038 | CAA | IEEE 802.15.1 Bluetooth (8-PSK, DH5) | Bluetooth | 4.10 | ±9.6 |
| 10039 | CAB | CDMA2000 (1xRTT, RC1) | CDMA2000 | 4.57 | ±9.6 |
| 10042 | CAB | IS-54 / IS-136 FDD (TDMA/FDM, PI4-DQPSK, HalfRate) | AMPS | 7.78 | ±9.6 |
| 10044 | CAA | IS-91/EIA/TIA-553 FDD (FDMA, FM) | AMPS | 0.00 | ±9.6 |
| 10048 | CAA | DECT (TDD, TDMA/FDM, GFSK, Full Slot, 24) | DECT | 13.80 | ±9.6 |
| 10048 | CAA | DECT (TDD, TDMA/FDM, GFSK, Double Slot, 12) | DECT | 10.79 | ±9.6 |
| 10056 | CAA | UMTS-TDD (TD-SCDMA, 1.28 Mcps) | TD-SCDMA | 11.01 | ±9.6 |
| 10058 | DAC | EDGE-FDD (TDMA, 8PSK, TN 0-1-2-3) | GSM | 6.52 | ±9.6 |
| 10059 | CAB | IEEE 802.11b WiFi 2.4 GHz (DSSS, 2 Mbps) | WLAN | 2.12 | ±9.6 |
| 10060 | CAB | IEEE 802.11b WiFi 2.4 GHz (DSSS, 5.5 Mbps) | WLAN | 2.83 | ±9.6 |
| 10061 | CAB | IEEE 802.11b WiFi 2.4 GHz (DSSS, 11 Mbps) | WLAN | 3.60 | ±9.6 |
| 10062 | CAD | IEEE 802.11a/h WiFi 5 GHz (OFDM, 6 Mbps) | WLAN | 8.68 | ±9.6 |
| 10063 | CAD | IEEE 802.11a/h WiFi 5 GHz (OFDM, 9 Mbps) | WLAN | 8.63 | ±9.6 |
| 10064 | CAD | IEEE 802.11a/h WiFi 5 GHz (OFDM, 12 Mbps) | WLAN | 9.09 | ±9.6 |
| 10065 | CAD | IEEE 802.11a/h WiFi 5 GHz (OFDM, 18 Mbps) | WLAN | 9.00 | ±9.6 |
| 10066 | CAD | IEEE 802.11a/h WiFi 5 GHz (OFDM, 24 Mbps) | WLAN | 9.38 | ±9.6 |
| 10067 | CAD | IEEE 802.11a/h WiFi 5 GHz (OFDM, 36 Mbps) | WLAN | 10.12 | ±9.6 |
| 10068 | CAD | IEEE 802.11a/h WiFi 5 GHz (OFDM, 48 Mbps) | WLAN | 10.24 | ±9.6 |
| 10069 | CAD | IEEE 802.11a/h WiFi 5 GHz (OFDM, 54 Mbps) | WLAN | 10.56 | ±9.6 |
| 10071 | CAB | IEEE 802.11g WiFi 2.4 GHz (DSSS/OFDM, 9 Mbps) | WLAN | 9.83 | ±9.6 |
| 10072 | CAB | IEEE 802.11g WiFi 2.4 GHz (DSSS/OFDM, 12 Mbps) | WLAN | 9.62 | ±9.6 |
| 10073 | CAB | IEEE 802.11g WiFi 2.4 GHz (DSSS/OFDM, 18 Mbps) | WLAN | 9.94 | ±9.6 |
| 10074 | CAB | IEEE 802.11g WiFi 2.4 GHz (DSSS/OFDM, 24 Mbps) | WLAN | 10.30 | ±9.6 |
| 10075 | CAB | IEEE 802.11g WiFi 2.4 GHz (DSSS/OFDM, 36 Mbps) | WLAN | 10.77 | ±9.6 |
| 10076 | CAB | IEEE 802.11g WiFi 2.4 GHz (DSSS/OFDM, 48 Mbps) | WLAN | 10.94 | ±9.6 |
| 10077 | CAB | IEEE 802.11g WiFi 2.4 GHz (DSSS/OFDM, 54 Mbps) | WLAN | 11.00 | ±9.6 |
| 10081 | CAB | CDMA2000 (1xRTT, RC3) | CDMA2000 | 3.97 | ±9.6 |
| 10082 | CAB | IS-54 / IS-136 FDD (TDMA/FDM, PI4-DQPSK, FullRate) | AMPS | 4.77 | ±9.6 |
| 10090 | DAC | GPRS-FDD (TDMA, GMSK, TN 0-4) | GSM | 6.56 | ±9.6 |
| 10097 | CAC | UMTS-FDD (HSDPA) | WCDMA | 3.98 | ±9.6 |
| 10098 | CAC | UMTS-FDD (HSUPA, Subtest 2) | WCDMA | 3.86 | ±9.6 |
| 10099 | DAC | EDGE-FDD (TDMA, 8PSK, TN 0-4) | GSM | 9.55 | ±9.6 |
| 10100 | CAF | LTE-FDD (SC-FDMA, 100% RB, 20 MHz, QPSK) | LTE-FDD | 5.67 | ±9.6 |
| 10101 | CAF | LTE-FDD (SC-FDMA, 100% RB, 20 MHz, 16-QAM) | LTE-FDD | 6.42 | ±9.6 |
| 10102 | CAF | LTE-FDD (SC-FDMA, 100% RB, 20 MHz, 64-QAM) | LTE-FDD | 6.60 | ±9.6 |
| 10103 | CAH | LTE-TDD (SC-FDMA, 100% RB, 20 MHz, QPSK) | LTE-TDD | 9.29 | ±9.6 |
| 10104 | CAH | LTE-TDD (SC-FDMA, 100% RB, 20 MHz, 16-QAM) | LTE-TDD | 9.97 | ±9.6 |
| 10105 | CAH | LTE-TDD (SC-FDMA, 100% RB, 20 MHz, 64-QAM) | LTE-TDD | 10.01 | ±9.6 |
| 10108 | CAH | LTE-FDD (SC-FDMA, 100% RB, 10 MHz, QPSK) | LTE-FDD | 5.80 | ±9.6 |
| 10109 | CAH | LTE-FDD (SC-FDMA, 100% RB, 10 MHz, 16-QAM) | LTE-FDD | 6.43 | ±9.6 |
| 10110 | CAH | LTE-FDD (SC-FDMA, 100% RB, 5 MHz, QPSK) | LTE-FDD | 5.75 | ±9.6 |
| 10111 | CAH | LTE-FDD (SC-FDMA, 100% RB, 5 MHz, 16-QAM) | LTE-FDD | 6.44 | ±9.6 |

EX3DV4 - SN:7702

January 26, 2023

| URD | Rev | Communication System Name | Group | PAR (dB) | Unc ^E $k = 2$ |
|-------|-----|--|---------|----------|--------------------------|
| 10112 | CAH | LTE-FDD (SC-FDMA, 100% RB, 10 MHz, 64-QAM) | LTE-FDD | 8.59 | ±9.6 |
| 10113 | CAH | LTE-FDD (SC-FDMA, 100% RB, 5 MHz, 64-QAM) | LTE-FDD | 8.62 | ±9.6 |
| 10114 | CAD | IEEE 802.11n (HT Greenfield, 13.5 Mbps, BPSK) | WLAN | 8.10 | ±9.6 |
| 10115 | CAD | IEEE 802.11n (HT Greenfield, 81 Mbps, 16-QAM) | WLAN | 8.46 | ±9.6 |
| 10116 | CAD | IEEE 802.11n (HT Greenfield, 135 Mbps, 64-QAM) | WLAN | 8.15 | ±9.6 |
| 10117 | CAD | IEEE 802.11n (HT Mixed, 13.5 Mbps, BPSK) | WLAN | 8.07 | ±9.6 |
| 10118 | CAD | IEEE 802.11n (HT Mixed, 81 Mbps, 16-QAM) | WLAN | 8.59 | ±9.6 |
| 10119 | CAD | IEEE 802.11n (HT Mixed, 135 Mbps, 64-QAM) | WLAN | 8.13 | ±9.6 |
| 10140 | CAF | LTE-FDD (SC-FDMA, 100% RB, 15 MHz, 16-QAM) | LTE-FDD | 6.49 | ±9.6 |
| 10141 | CAF | LTE-FDD (SC-FDMA, 100% RB, 15 MHz, 64-QAM) | LTE-FDD | 6.53 | ±9.6 |
| 10142 | CAF | LTE-FDD (SC-FDMA, 100% RB, 3 MHz, QPSK) | LTE-FDD | 5.73 | ±9.6 |
| 10143 | CAF | LTE-FDD (SC-FDMA, 100% RB, 3 MHz, 16-QAM) | LTE-FDD | 6.35 | ±9.6 |
| 10144 | CAF | LTE-FDD (SC-FDMA, 100% RB, 3 MHz, 64-QAM) | LTE-FDD | 6.65 | ±9.6 |
| 10145 | CAG | LTE-FDD (SC-FDMA, 100% RB, 1.4 MHz, QPSK) | LTE-FDD | 5.76 | ±9.6 |
| 10146 | CAG | LTE-FDD (SC-FDMA, 100% RB, 1.4 MHz, 16-QAM) | LTE-FDD | 6.41 | ±9.6 |
| 10147 | CAG | LTE-FDD (SC-FDMA, 100% RB, 1.4 MHz, 64-QAM) | LTE-FDD | 6.72 | ±9.6 |
| 10149 | CAF | LTE-FDD (SC-FDMA, 50% RB, 20 MHz, 16-QAM) | LTE-FDD | 6.42 | ±9.6 |
| 10150 | CAF | LTE-FDD (SC-FDMA, 50% RB, 20 MHz, 64-QAM) | LTE-FDD | 6.80 | ±9.6 |
| 10151 | CAH | LTE-TDD (SC-FDMA, 50% RB, 20 MHz, QPSK) | LTE-TDD | 9.28 | ±9.6 |
| 10152 | CAH | LTE-TDD (SC-FDMA, 50% RB, 20 MHz, 16-QAM) | LTE-TDD | 9.92 | ±9.6 |
| 10153 | CAH | LTE-TDD (SC-FDMA, 50% RB, 20 MHz, 64-QAM) | LTE-TDD | 10.05 | ±9.6 |
| 10154 | CAH | LTE-FDD (SC-FDMA, 50% RB, 10 MHz, QPSK) | LTE-FDD | 5.75 | ±9.6 |
| 10155 | CAH | LTE-FDD (SC-FDMA, 50% RB, 10 MHz, 16-QAM) | LTE-FDD | 6.43 | ±9.6 |
| 10156 | CAH | LTE-FDD (SC-FDMA, 50% RB, 5 MHz, QPSK) | LTE-FDD | 5.79 | ±9.6 |
| 10157 | CAH | LTE-FDD (SC-FDMA, 50% RB, 5 MHz, 16-QAM) | LTE-FDD | 6.49 | ±9.6 |
| 10158 | CAH | LTE-FDD (SC-FDMA, 50% RB, 10 MHz, 64-QAM) | LTE-FDD | 6.62 | ±9.6 |
| 10159 | CAH | LTE-FDD (SC-FDMA, 50% RB, 5 MHz, 64-QAM) | LTE-FDD | 6.66 | ±9.6 |
| 10160 | CAF | LTE-FDD (SC-FDMA, 50% RB, 15 MHz, QPSK) | LTE-FDD | 5.82 | ±9.6 |
| 10161 | CAF | LTE-FDD (SC-FDMA, 50% RB, 15 MHz, 16-QAM) | LTE-FDD | 6.43 | ±9.6 |
| 10162 | CAF | LTE-FDD (SC-FDMA, 50% RB, 15 MHz, 64-QAM) | LTE-FDD | 6.68 | ±9.6 |
| 10166 | CAG | LTE-FDD (SC-FDMA, 50% RB, 1.4 MHz, QPSK) | LTE-FDD | 5.46 | ±9.6 |
| 10167 | CAG | LTE-FDD (SC-FDMA, 50% RB, 1.4 MHz, 16-QAM) | LTE-FDD | 6.21 | ±9.6 |
| 10168 | CAG | LTE-FDD (SC-FDMA, 50% RB, 1.4 MHz, 64-QAM) | LTE-FDD | 6.79 | ±9.6 |
| 10169 | CAF | LTE-FDD (SC-FDMA, 1 RB, 20 MHz, QPSK) | LTE-FDD | 5.73 | ±9.6 |
| 10170 | CAF | LTE-FDD (SC-FDMA, 1 RB, 20 MHz, 16-QAM) | LTE-FDD | 6.52 | ±9.6 |
| 10171 | AAF | LTE-FDD (SC-FDMA, 1 RB, 20 MHz, 64-QAM) | LTE-FDD | 6.48 | ±9.6 |
| 10172 | CAH | LTE-TDD (SC-FDMA, 1 RB, 20 MHz, QPSK) | LTE-TDD | 9.21 | ±9.6 |
| 10173 | CAH | LTE-TDD (SC-FDMA, 1 RB, 20 MHz, 16-QAM) | LTE-TDD | 9.48 | ±9.6 |
| 10174 | CAH | LTE-TDD (SC-FDMA, 1 RB, 20 MHz, 64-QAM) | LTE-TDD | 10.25 | ±9.6 |
| 10175 | CAH | LTE-FDD (SC-FDMA, 1 RB, 10 MHz, QPSK) | LTE-FDD | 5.72 | ±9.6 |
| 10176 | CAH | LTE-FDD (SC-FDMA, 1 RB, 10 MHz, 16-QAM) | LTE-FDD | 6.52 | ±9.6 |
| 10177 | CAJ | LTE-FDD (SC-FDMA, 1 RB, 5 MHz, QPSK) | LTE-FDD | 5.73 | ±9.6 |
| 10178 | CAH | LTE-FDD (SC-FDMA, 1 RB, 5 MHz, 16-QAM) | LTE-FDD | 6.52 | ±9.6 |
| 10179 | CAH | LTE-FDD (SC-FDMA, 1 RB, 10 MHz, 64-QAM) | LTE-FDD | 6.50 | ±9.6 |
| 10180 | CAH | LTE-FDD (SC-FDMA, 1 RB, 5 MHz, 64-QAM) | LTE-FDD | 6.50 | ±9.6 |
| 10181 | CAF | LTE-FDD (SC-FDMA, 1 RB, 15 MHz, QPSK) | LTE-FDD | 5.72 | ±9.6 |
| 10182 | CAF | LTE-FDD (SC-FDMA, 1 RB, 15 MHz, 16-QAM) | LTE-FDD | 6.52 | ±9.6 |
| 10183 | AAE | LTE-FDD (SC-FDMA, 1 RB, 15 MHz, 64-QAM) | LTE-FDD | 6.50 | ±9.6 |
| 10184 | CAF | LTE-FDD (SC-FDMA, 1 RB, 3 MHz, QPSK) | LTE-FDD | 5.73 | ±9.6 |
| 10185 | CAF | LTE-FDD (SC-FDMA, 1 RB, 3 MHz, 16-QAM) | LTE-FDD | 6.51 | ±9.6 |
| 10186 | AAF | LTE-FDD (SC-FDMA, 1 RB, 3 MHz, 64-QAM) | LTE-FDD | 6.50 | ±9.6 |
| 10187 | CAG | LTE-FDD (SC-FDMA, 1 RB, 1.4 MHz, QPSK) | LTE-FDD | 5.73 | ±9.6 |
| 10188 | CAG | LTE-FDD (SC-FDMA, 1 RB, 1.4 MHz, 16-QAM) | LTE-FDD | 6.52 | ±9.6 |
| 10189 | AAG | LTE-FDD (SC-FDMA, 1 RB, 1.4 MHz, 64-QAM) | LTE-FDD | 6.50 | ±9.6 |
| 10193 | CAD | IEEE 802.11n (HT Greenfield, 6.5 Mbps, BPSK) | WLAN | 8.09 | ±9.6 |
| 10194 | CAD | IEEE 802.11n (HT Greenfield, 39 Mbps, 16-QAM) | WLAN | 8.12 | ±9.6 |
| 10195 | CAD | IEEE 802.11n (HT Greenfield, 65 Mbps, 64-QAM) | WLAN | 8.21 | ±9.6 |
| 10196 | CAD | IEEE 802.11n (HT Mixed, 6.5 Mbps, BPSK) | WLAN | 8.10 | ±9.6 |
| 10197 | CAD | IEEE 802.11n (HT Mixed, 39 Mbps, 16-QAM) | WLAN | 8.13 | ±9.6 |
| 10198 | CAD | IEEE 802.11n (HT Mixed, 65 Mbps, 64-QAM) | WLAN | 8.27 | ±9.6 |
| 10219 | CAD | IEEE 802.11n (HT Mixed, 7.2 Mbps, BPSK) | WLAN | 8.03 | ±9.6 |
| 10220 | CAD | IEEE 802.11n (HT Mixed, 43.3 Mbps, 16-QAM) | WLAN | 8.13 | ±9.6 |
| 10221 | CAD | IEEE 802.11n (HT Mixed, 72.2 Mbps, 64-QAM) | WLAN | 8.27 | ±9.6 |
| 10222 | CAD | IEEE 802.11n (HT Mixed, 15 Mbps, BPSK) | WLAN | 8.06 | ±9.6 |
| 10223 | CAD | IEEE 802.11n (HT Mixed, 90 Mbps, 16-QAM) | WLAN | 8.48 | ±9.6 |
| 10224 | CAD | IEEE 802.11n (HT Mixed, 150 Mbps, 64-QAM) | WLAN | 8.88 | ±9.6 |

EX3DV4 - SN:7702

January 26, 2023

| UID | Rev | Communication System Name | Group | PAR (dB) | Unc ^E k = 2 |
|-------|-----|--|----------|----------|------------------------|
| 10225 | CAC | UMTS-FDD (HSPA+) | WCDMA | 5.97 | ±9.6 |
| 10226 | CAC | LTE-TDD (SC-FDMA, 1 RB, 1.4 MHz, 16-QAM) | LTE-TDD | 9.49 | ±9.6 |
| 10227 | CAC | LTE-TDD (SC-FDMA, 1 RB, 1.4 MHz, 64-QAM) | LTE-TDD | 10.26 | ±9.6 |
| 10228 | CAC | LTE-TDD (SC-FDMA, 1 RB, 1.4 MHz, QPSK) | LTE-TDD | 9.22 | ±9.6 |
| 10229 | CAE | LTE-TDD (SC-FDMA, 1 RB, 3 MHz, 16-QAM) | LTE-TDD | 9.48 | ±9.6 |
| 10230 | CAE | LTE-TDD (SC-FDMA, 1 RB, 3 MHz, 64-QAM) | LTE-TDD | 10.25 | ±9.6 |
| 10231 | CAE | LTE-TDD (SC-FDMA, 1 RB, 3 MHz, QPSK) | LTE-TDD | 9.19 | ±9.6 |
| 10232 | CAH | LTE-TDD (SC-FDMA, 1 RB, 5 MHz, 16-QAM) | LTE-TDD | 9.48 | ±9.6 |
| 10233 | CAH | LTE-TDD (SC-FDMA, 1 RB, 5 MHz, 64-QAM) | LTE-TDD | 10.25 | ±9.6 |
| 10234 | CAH | LTE-TDD (SC-FDMA, 1 RB, 5 MHz, QPSK) | LTE-TDD | 9.21 | ±9.6 |
| 10235 | CAH | LTE-TDD (SC-FDMA, 1 RB, 10 MHz, 16-QAM) | LTE-TDD | 9.48 | ±9.6 |
| 10236 | CAH | LTE-TDD (SC-FDMA, 1 RB, 10 MHz, 64-QAM) | LTE-TDD | 10.25 | ±9.6 |
| 10237 | CAH | LTE-TDD (SC-FDMA, 1 RB, 10 MHz, QPSK) | LTE-TDD | 9.21 | ±9.6 |
| 10238 | CAG | LTE-TDD (SC-FDMA, 1 RB, 15 MHz, 16-QAM) | LTE-TDD | 9.48 | ±9.6 |
| 10239 | CAG | LTE-TDD (SC-FDMA, 1 RB, 15 MHz, 64-QAM) | LTE-TDD | 10.25 | ±9.6 |
| 10240 | CAG | LTE-TDD (SC-FDMA, 1 RB, 15 MHz, QPSK) | LTE-TDD | 9.21 | ±9.6 |
| 10241 | CAC | LTE-TDD (SC-FDMA, 50% RB, 1.4 MHz, 16-QAM) | LTE-TDD | 9.82 | ±9.6 |
| 10242 | CAC | LTE-TDD (SC-FDMA, 50% RB, 1.4 MHz, 64-QAM) | LTE-TDD | 9.88 | ±9.6 |
| 10243 | CAC | LTE-TDD (SC-FDMA, 50% RB, 1.4 MHz, QPSK) | LTE-TDD | 9.46 | ±9.6 |
| 10244 | CAE | LTE-TDD (SC-FDMA, 50% RB, 3 MHz, 16-QAM) | LTE-TDD | 10.06 | ±9.6 |
| 10245 | CAE | LTE-TDD (SC-FDMA, 50% RB, 3 MHz, 64-QAM) | LTE-TDD | 10.06 | ±9.6 |
| 10246 | CAE | LTE-TDD (SC-FDMA, 50% RB, 3 MHz, QPSK) | LTE-TDD | 9.30 | ±9.6 |
| 10247 | CAH | LTE-TDD (SC-FDMA, 50% RB, 5 MHz, 16-QAM) | LTE-TDD | 9.91 | ±9.6 |
| 10248 | CAH | LTE-TDD (SC-FDMA, 50% RB, 5 MHz, 64-QAM) | LTE-TDD | 10.09 | ±9.6 |
| 10249 | CAH | LTE-TDD (SC-FDMA, 50% RB, 5 MHz, QPSK) | LTE-TDD | 9.29 | ±9.6 |
| 10250 | CAH | LTE-TDD (SC-FDMA, 50% RB, 10 MHz, 16-QAM) | LTE-TDD | 9.81 | ±9.6 |
| 10251 | CAH | LTE-TDD (SC-FDMA, 50% RB, 10 MHz, 64-QAM) | LTE-TDD | 10.17 | ±9.6 |
| 10252 | CAH | LTE-TDD (SC-FDMA, 50% RB, 10 MHz, QPSK) | LTE-TDD | 9.24 | ±9.6 |
| 10253 | CAG | LTE-TDD (SC-FDMA, 50% RB, 15 MHz, 16-QAM) | LTE-TDD | 9.90 | ±9.6 |
| 10254 | CAG | LTE-TDD (SC-FDMA, 50% RB, 15 MHz, 64-QAM) | LTE-TDD | 10.14 | ±9.6 |
| 10255 | CAG | LTE-TDD (SC-FDMA, 50% RB, 15 MHz, QPSK) | LTE-TDD | 9.20 | ±9.6 |
| 10256 | CAC | LTE-TDD (SC-FDMA, 100% RB, 1.4 MHz, 16-QAM) | LTE-TDD | 9.96 | ±9.6 |
| 10257 | CAC | LTE-TDD (SC-FDMA, 100% RB, 1.4 MHz, 64-QAM) | LTE-TDD | 10.08 | ±9.6 |
| 10258 | CAC | LTE-TDD (SC-FDMA, 100% RB, 1.4 MHz, QPSK) | LTE-TDD | 9.34 | ±9.6 |
| 10259 | CAE | LTE-TDD (SC-FDMA, 100% RB, 3 MHz, 16-QAM) | LTE-TDD | 9.98 | ±9.6 |
| 10260 | CAE | LTE-TDD (SC-FDMA, 100% RB, 3 MHz, 64-QAM) | LTE-TDD | 9.87 | ±9.6 |
| 10261 | CAE | LTE-TDD (SC-FDMA, 100% RB, 3 MHz, QPSK) | LTE-TDD | 9.24 | ±9.6 |
| 10262 | CAH | LTE-TDD (SC-FDMA, 100% RB, 5 MHz, 16-QAM) | LTE-TDD | 9.83 | ±9.6 |
| 10263 | CAH | LTE-TDD (SC-FDMA, 100% RB, 5 MHz, 64-QAM) | LTE-TDD | 10.18 | ±9.6 |
| 10264 | CAH | LTE-TDD (SC-FDMA, 100% RB, 5 MHz, QPSK) | LTE-TDD | 9.23 | ±9.6 |
| 10265 | CAH | LTE-TDD (SC-FDMA, 100% RB, 10 MHz, 16-QAM) | LTE-TDD | 9.92 | ±9.6 |
| 10266 | CAH | LTE-TDD (SC-FDMA, 100% RB, 10 MHz, 64-QAM) | LTE-TDD | 10.07 | ±9.6 |
| 10267 | CAH | LTE-TDD (SC-FDMA, 100% RB, 10 MHz, QPSK) | LTE-TDD | 9.30 | ±9.6 |
| 10268 | CAG | LTE-TDD (SC-FDMA, 100% RB, 15 MHz, 16-QAM) | LTE-TDD | 10.06 | ±9.6 |
| 10269 | CAG | LTE-TDD (SC-FDMA, 100% RB, 15 MHz, 64-QAM) | LTE-TDD | 10.13 | ±9.6 |
| 10270 | CAG | LTE-TDD (SC-FDMA, 100% RB, 15 MHz, QPSK) | LTE-TDD | 9.58 | ±9.6 |
| 10274 | CAC | UMTS-FDD (HSUPA, Subtest 5, 3GPP Rel8.10) | WCDMA | 4.87 | ±9.6 |
| 10275 | CAC | UMTS-FDD (HSUPA, Subtest 5, 3GPP Rel8.4) | WCDMA | 3.96 | ±9.6 |
| 10277 | CAA | PHS (QPSK) | PHS | 11.81 | ±9.6 |
| 10278 | CAA | PHS (QPSK, BW 884 MHz, Roll-off 0.5) | PHS | 11.81 | ±9.6 |
| 10279 | CAA | PHS (QPSK, BW 884 MHz, Roll-off 0.38) | PHS | 12.18 | ±9.6 |
| 10290 | AAB | CDMA2000, RC1, SO55, Full Rate | CDMA2000 | 3.91 | ±9.6 |
| 10291 | AAB | CDMA2000, RC3, SO55, Full Rate | CDMA2000 | 3.46 | ±9.6 |
| 10292 | AAB | CDMA2000, RC3, SO32, Full Rate | CDMA2000 | 3.39 | ±9.6 |
| 10293 | AAB | CDMA2000, RC3, SO3, Full Rate | CDMA2000 | 3.50 | ±9.6 |
| 10295 | AAB | CDMA2000, RC1, SO3, 1/8th Rate 25 fr. | CDMA2000 | 12.49 | ±9.6 |
| 10297 | AAE | LTE-FDD (SC-FDMA, 50% RB, 20 MHz, QPSK) | LTE-FDD | 5.81 | ±9.6 |
| 10298 | AAE | LTE-FDD (SC-FDMA, 50% RB, 3 MHz, QPSK) | LTE-FDD | 5.72 | ±9.6 |
| 10299 | AAE | LTE-FDD (SC-FDMA, 50% RB, 3 MHz, 16-QAM) | LTE-FDD | 6.39 | ±9.6 |
| 10300 | AAE | LTE-FDD (SC-FDMA, 50% RB, 3 MHz, 64-QAM) | LTE-FDD | 6.50 | ±9.6 |
| 10301 | AAA | IEEE 802.16e WIMAX (29-18, 5 ms, 10 MHz, QPSK, PUSC) | WIMAX | 12.03 | ±9.6 |
| 10302 | AAA | IEEE 802.16e WIMAX (29-18, 5 ms, 10 MHz, QPSK, PUSC, 3 CTRL symbols) | WIMAX | 12.57 | ±9.6 |
| 10303 | AAA | IEEE 802.16e WIMAX (31-15, 5 ms, 10 MHz, 64QAM, PUSC) | WIMAX | 12.82 | ±9.6 |
| 10304 | AAA | IEEE 802.16e WIMAX (29-18, 5 ms, 10 MHz, 64QAM, PUSC) | WIMAX | 11.86 | ±9.6 |
| 10305 | AAA | IEEE 802.16e WIMAX (31-15, 10 ms, 10 MHz, 64QAM, PUSC, 15 symbols) | WIMAX | 15.24 | ±9.6 |
| 10306 | AAA | IEEE 802.16e WIMAX (29-18, 10 ms, 10 MHz, 64QAM, PUSC, 18 symbols) | WIMAX | 14.67 | ±9.6 |

EX3DV4 - SN:7702

January 26, 2023

| UID | Rev | Communication System Name | Group | PAR (dB) | Unc ² k = 2 |
|-------|-----|--|----------|----------|------------------------|
| 10307 | AAA | IEEE 802.16e WIMAX (29-18, 10ms, 10MHz, QPSK, PUSC, 18 symbols) | WIMAX | 14.46 | ±9.6 |
| 10308 | AAA | IEEE 802.16e WIMAX (29-18, 10ms, 10MHz, 16QAM, PUSC) | WIMAX | 14.46 | ±9.6 |
| 10309 | AAA | IEEE 802.16e WIMAX (29-18, 10ms, 10MHz, 16QAM, AMC 2x3, 18 symbols) | WIMAX | 14.56 | ±9.6 |
| 10310 | AAA | IEEE 802.16e WIMAX (29-18, 10ms, 10MHz, QPSK, AMC 2x3, 18 symbols) | WIMAX | 14.57 | ±9.6 |
| 10311 | AAE | LTE-FDD (SC-FDMA, 100% RB, 15MHz, QPSK) | LTE-FDD | 8.06 | ±9.6 |
| 10313 | AAA | IDEN 1-3 | IDEN | 10.51 | ±9.6 |
| 10314 | AAA | IDEN 1-6 | IDEN | 13.48 | ±9.6 |
| 10315 | AAB | IEEE 802.11b WiFi 2.4 GHz (DSSS, 1 Mbps, 99pc duty cycle) | WLAN | 1.71 | ±9.6 |
| 10316 | AAB | IEEE 802.11g WiFi 2.4 GHz (ERP-OFDM, 6 Mbps, 99pc duty cycle) | WLAN | 8.36 | ±9.6 |
| 10317 | AAD | IEEE 802.11a WiFi 5 GHz (OFDM, 6 Mbps, 99pc duty cycle) | WLAN | 8.36 | ±9.6 |
| 10352 | AAA | Pulse Waveform (200Hz, 10%) | Generic | 10.00 | ±9.6 |
| 10353 | AAA | Pulse Waveform (200Hz, 20%) | Generic | 8.99 | ±9.6 |
| 10354 | AAA | Pulse Waveform (200Hz, 40%) | Generic | 3.98 | ±9.6 |
| 10355 | AAA | Pulse Waveform (200Hz, 60%) | Generic | 2.22 | ±9.6 |
| 10356 | AAA | Pulse Waveform (200Hz, 80%) | Generic | 0.97 | ±9.6 |
| 10387 | AAA | QPSK Waveform, 1 MHz | Generic | 5.10 | ±9.6 |
| 10388 | AAA | QPSK Waveform, 10 MHz | Generic | 5.22 | ±9.6 |
| 10396 | AAA | 64-QAM Waveform, 100 kHz | Generic | 6.27 | ±9.6 |
| 10399 | AAA | 64-QAM Waveform, 40 MHz | Generic | 6.27 | ±9.6 |
| 10400 | AAE | IEEE 802.11ac WiFi (20 MHz, 64-QAM, 99pc duty cycle) | WLAN | 8.37 | ±9.6 |
| 10401 | AAE | IEEE 802.11ac WiFi (40 MHz, 64-QAM, 99pc duty cycle) | WLAN | 8.90 | ±9.6 |
| 10402 | AAE | IEEE 802.11ac WiFi (80 MHz, 64-QAM, 99pc duty cycle) | WLAN | 8.53 | ±9.6 |
| 10403 | AAB | CDMA2000 (1xEV-DO, Rev. 0) | CDMA2000 | 3.76 | ±9.6 |
| 10404 | AAB | CDMA2000 (1xEV-DO, Rev. A) | CDMA2000 | 3.77 | ±9.6 |
| 10406 | AAB | CDMA2000, RCS, SO32, SCH0, Full Rate | CDMA2000 | 5.22 | ±9.6 |
| 10410 | AAH | LTE-TDD (SC-FDMA, 1 RB, 10 MHz, QPSK, UL Subframe=2,3,4,7,8,9, Subframes Conf=4) | LTE-TDD | 7.82 | ±9.6 |
| 10414 | AAA | WLAN CQDF, 64-QAM, 40 MHz | Generic | 8.54 | ±9.6 |
| 10415 | AAA | IEEE 802.11b WiFi 2.4 GHz (DSSS, 1 Mbps, 99pc duty cycle) | WLAN | 1.54 | ±9.6 |
| 10416 | AAA | IEEE 802.11g WiFi 2.4 GHz (ERP-OFDM, 6 Mbps, 99pc duty cycle) | WLAN | 8.23 | ±9.6 |
| 10417 | AAC | IEEE 802.11a/h WiFi 5 GHz (OFDM, 6 Mbps, 99pc duty cycle) | WLAN | 8.23 | ±9.6 |
| 10418 | AAA | IEEE 802.11g WiFi 2.4 GHz (DSSS-OFDM, 6 Mbps, 99pc duty cycle, Long preamble) | WLAN | 8.14 | ±9.6 |
| 10419 | AAA | IEEE 802.11g WiFi 2.4 GHz (DSSS-OFDM, 6 Mbps, 99pc duty cycle, Short preamble) | WLAN | 8.19 | ±9.6 |
| 10422 | AAC | IEEE 802.11n (HT Greenfield, 7.2 Mbps, BPSK) | WLAN | 8.32 | ±9.6 |
| 10423 | AAC | IEEE 802.11n (HT Greenfield, 43.3 Mbps, 16-QAM) | WLAN | 8.47 | ±9.6 |
| 10424 | AAC | IEEE 802.11n (HT Greenfield, 72.2 Mbps, 64-QAM) | WLAN | 8.40 | ±9.6 |
| 10425 | AAC | IEEE 802.11n (HT Greenfield, 15 Mbps, BPSK) | WLAN | 8.41 | ±9.6 |
| 10426 | AAC | IEEE 802.11n (HT Greenfield, 90 Mbps, 16-QAM) | WLAN | 8.45 | ±9.6 |
| 10427 | AAC | IEEE 802.11n (HT Greenfield, 150 Mbps, 64-QAM) | WLAN | 8.41 | ±9.6 |
| 10430 | AAE | LTE-FDD (OFDMA, 5 MHz, E-TM 3.1) | LTE-FDD | 8.28 | ±9.6 |
| 10431 | AAE | LTE-FDD (OFDMA, 10 MHz, E-TM 3.1) | LTE-FDD | 8.38 | ±9.6 |
| 10432 | AAD | LTE-FDD (OFDMA, 15 MHz, E-TM 3.1) | LTE-FDD | 8.34 | ±9.6 |
| 10433 | AAD | LTE-FDD (OFDMA, 20 MHz, E-TM 3.1) | LTE-FDD | 8.34 | ±9.6 |
| 10434 | AAB | W-CDMA (BS Test Model 1, 64 DPCH) | WCDMA | 8.60 | ±9.6 |
| 10435 | AAG | LTE-TDD (SC-FDMA, 1 RB, 20 MHz, QPSK, UL Subframe=2,3,4,7,8,9) | LTE-TDD | 7.82 | ±9.6 |
| 10447 | AAE | LTE-FDD (OFDMA, 5 MHz, E-TM 3.1, Clipping 44%) | LTE-FDD | 7.56 | ±9.6 |
| 10448 | AAE | LTE-FDD (OFDMA, 10 MHz, E-TM 3.1, Clipping 44%) | LTE-FDD | 7.53 | ±9.6 |
| 10449 | AAD | LTE-FDD (OFDMA, 15 MHz, E-TM 3.1, Clipping 44%) | LTE-FDD | 7.51 | ±9.6 |
| 10450 | AAD | LTE-FDD (OFDMA, 20 MHz, E-TM 3.1, Clipping 44%) | LTE-FDD | 7.48 | ±9.6 |
| 10451 | AAB | W-CDMA (BS Test Model 1, 64 DPCH, Clipping 44%) | WCDMA | 7.59 | ±9.6 |
| 10453 | AAE | Validation (Square, 10 ms, 1 ms) | Test | 10.00 | ±9.6 |
| 10456 | AAC | IEEE 802.11ac WiFi (160 MHz, 64-QAM, 99pc duty cycle) | WLAN | 8.63 | ±9.6 |
| 10457 | AAB | UMTS-FDD (DC-HSDPA) | WCDMA | 6.62 | ±9.6 |
| 10458 | AAA | CDMA2000 (1xEV-DO, Rev. B, 2 carriers) | CDMA2000 | 6.55 | ±9.6 |
| 10459 | AAA | CDMA2000 (1xEV-DO, Rev. B, 3 carriers) | CDMA2000 | 6.25 | ±9.6 |
| 10460 | AAB | UMTS-FDD (WCDMA, AMR) | WCDMA | 2.39 | ±9.6 |
| 10461 | AAC | LTE-TDD (SC-FDMA, 1 RB, 1.4 MHz, QPSK, UL Subframe=2,3,4,7,8,9) | LTE-TDD | 7.82 | ±9.6 |
| 10462 | AAC | LTE-TDD (SC-FDMA, 1 RB, 1.4 MHz, 16-QAM, UL Subframe=2,3,4,7,8,9) | LTE-TDD | 8.30 | ±9.6 |
| 10463 | AAC | LTE-TDD (SC-FDMA, 1 RB, 1.4 MHz, 64-QAM, UL Subframe=2,3,4,7,8,9) | LTE-TDD | 8.56 | ±9.6 |
| 10464 | AAD | LTE-TDD (SC-FDMA, 1 RB, 3 MHz, QPSK, UL Subframe=2,3,4,7,8,9) | LTE-TDD | 7.82 | ±9.6 |
| 10465 | AAD | LTE-TDD (SC-FDMA, 1 RB, 3 MHz, 16-QAM, UL Subframe=2,3,4,7,8,9) | LTE-TDD | 8.32 | ±9.6 |
| 10466 | AAD | LTE-TDD (SC-FDMA, 1 RB, 3 MHz, 64-QAM, UL Subframe=2,3,4,7,8,9) | LTE-TDD | 8.57 | ±9.6 |
| 10467 | AAG | LTE-TDD (SC-FDMA, 1 RB, 5 MHz, QPSK, UL Subframe=2,3,4,7,8,9) | LTE-TDD | 7.82 | ±9.6 |
| 10468 | AAG | LTE-TDD (SC-FDMA, 1 RB, 5 MHz, 16-QAM, UL Subframe=2,3,4,7,8,9) | LTE-TDD | 8.32 | ±9.6 |
| 10469 | AAG | LTE-TDD (SC-FDMA, 1 RB, 5 MHz, 64-QAM, UL Subframe=2,3,4,7,8,9) | LTE-TDD | 8.56 | ±9.6 |
| 10470 | AAG | LTE-TDD (SC-FDMA, 1 RB, 10 MHz, QPSK, UL Subframe=2,3,4,7,8,9) | LTE-TDD | 7.82 | ±9.6 |
| 10471 | AAG | LTE-TDD (SC-FDMA, 1 RB, 10 MHz, 16-QAM, UL Subframe=2,3,4,7,8,9) | LTE-TDD | 8.32 | ±9.6 |

EX3DV4 - SN:7702

January 26, 2023

| UID | Rev | Communication System Name | Group | PAR (dB) | Unc ^k k = 2 |
|-------|-----|---|---------|----------|------------------------|
| 10472 | AAG | LTE-TDD (SC-FDMA, 1 RB, 10MHz, 64-QAM, UL Subframe=2,3,4,7,8,9) | LTE-TDD | 8.57 | ±9.6 |
| 10473 | AAF | LTE-TDD (SC-FDMA, 1 RB, 15MHz, QPSK, UL Subframe=2,3,4,7,8,9) | LTE-TDD | 7.82 | ±9.6 |
| 10474 | AAF | LTE-TDD (SC-FDMA, 1 RB, 15MHz, 16-QAM, UL Subframe=2,3,4,7,8,9) | LTE-TDD | 8.32 | ±9.6 |
| 10475 | AAF | LTE-TDD (SC-FDMA, 1 RB, 15MHz, 64-QAM, UL Subframe=2,3,4,7,8,9) | LTE-TDD | 8.57 | ±9.6 |
| 10477 | AAG | LTE-TDD (SC-FDMA, 1 RB, 20MHz, 16-QAM, UL Subframe=2,3,4,7,8,9) | LTE-TDD | 8.32 | ±9.6 |
| 10478 | AAG | LTE-TDD (SC-FDMA, 1 RB, 20MHz, 64-QAM, UL Subframe=2,3,4,7,8,9) | LTE-TDD | 8.57 | ±9.6 |
| 10479 | AAC | LTE-TDD (SC-FDMA, 50% RB, 1.4MHz, QPSK, UL Subframe=2,3,4,7,8,9) | LTE-TDD | 7.74 | ±9.6 |
| 10480 | AAC | LTE-TDD (SC-FDMA, 50% RB, 1.4MHz, 16-QAM, UL Subframe=2,3,4,7,8,9) | LTE-TDD | 8.18 | ±9.6 |
| 10481 | AAC | LTE-TDD (SC-FDMA, 50% RB, 1.4MHz, 64-QAM, UL Subframe=2,3,4,7,8,9) | LTE-TDD | 8.45 | ±9.6 |
| 10482 | AAD | LTE-TDD (SC-FDMA, 50% RB, 3MHz, QPSK, UL Subframe=2,3,4,7,8,9) | LTE-TDD | 7.71 | ±9.6 |
| 10483 | AAD | LTE-TDD (SC-FDMA, 50% RB, 3MHz, 16-QAM, UL Subframe=2,3,4,7,8,9) | LTE-TDD | 8.39 | ±9.6 |
| 10484 | AAD | LTE-TDD (SC-FDMA, 50% RB, 3MHz, 64-QAM, UL Subframe=2,3,4,7,8,9) | LTE-TDD | 8.47 | ±9.6 |
| 10485 | AAG | LTE-TDD (SC-FDMA, 50% RB, 5MHz, QPSK, UL Subframe=2,3,4,7,8,9) | LTE-TDD | 7.59 | ±9.6 |
| 10486 | AAG | LTE-TDD (SC-FDMA, 50% RB, 5MHz, 16-QAM, UL Subframe=2,3,4,7,8,9) | LTE-TDD | 8.38 | ±9.6 |
| 10487 | AAG | LTE-TDD (SC-FDMA, 50% RB, 5MHz, 64-QAM, UL Subframe=2,3,4,7,8,9) | LTE-TDD | 8.60 | ±9.6 |
| 10488 | AAG | LTE-TDD (SC-FDMA, 50% RB, 10MHz, QPSK, UL Subframe=2,3,4,7,8,9) | LTE-TDD | 7.70 | ±9.6 |
| 10489 | AAG | LTE-TDD (SC-FDMA, 50% RB, 10MHz, 16-QAM, UL Subframe=2,3,4,7,8,9) | LTE-TDD | 8.31 | ±9.6 |
| 10490 | AAG | LTE-TDD (SC-FDMA, 50% RB, 10MHz, 64-QAM, UL Subframe=2,3,4,7,8,9) | LTE-TDD | 8.54 | ±9.6 |
| 10491 | AAF | LTE-TDD (SC-FDMA, 50% RB, 15MHz, QPSK, UL Subframe=2,3,4,7,8,9) | LTE-TDD | 7.74 | ±9.6 |
| 10492 | AAF | LTE-TDD (SC-FDMA, 50% RB, 15MHz, 16-QAM, UL Subframe=2,3,4,7,8,9) | LTE-TDD | 8.41 | ±9.6 |
| 10493 | AAF | LTE-TDD (SC-FDMA, 50% RB, 15MHz, 64-QAM, UL Subframe=2,3,4,7,8,9) | LTE-TDD | 8.55 | ±9.6 |
| 10494 | AAG | LTE-TDD (SC-FDMA, 50% RB, 20MHz, QPSK, UL Subframe=2,3,4,7,8,9) | LTE-TDD | 7.74 | ±9.6 |
| 10495 | AAG | LTE-TDD (SC-FDMA, 50% RB, 20MHz, 16-QAM, UL Subframe=2,3,4,7,8,9) | LTE-TDD | 8.37 | ±9.6 |
| 10496 | AAG | LTE-TDD (SC-FDMA, 50% RB, 20MHz, 64-QAM, UL Subframe=2,3,4,7,8,9) | LTE-TDD | 8.54 | ±9.6 |
| 10497 | AAC | LTE-TDD (SC-FDMA, 100% RB, 1.4MHz, QPSK, UL Subframe=2,3,4,7,8,9) | LTE-TDD | 7.67 | ±9.6 |
| 10498 | AAC | LTE-TDD (SC-FDMA, 100% RB, 1.4MHz, 16-QAM, UL Subframe=2,3,4,7,8,9) | LTE-TDD | 8.40 | ±9.6 |
| 10499 | AAC | LTE-TDD (SC-FDMA, 100% RB, 1.4MHz, 64-QAM, UL Subframe=2,3,4,7,8,9) | LTE-TDD | 8.68 | ±9.6 |
| 10500 | AAD | LTE-TDD (SC-FDMA, 100% RB, 3MHz, QPSK, UL Subframe=2,3,4,7,8,9) | LTE-TDD | 7.67 | ±9.6 |
| 10501 | AAD | LTE-TDD (SC-FDMA, 100% RB, 3MHz, 16-QAM, UL Subframe=2,3,4,7,8,9) | LTE-TDD | 8.44 | ±9.6 |
| 10502 | AAD | LTE-TDD (SC-FDMA, 100% RB, 3MHz, 64-QAM, UL Subframe=2,3,4,7,8,9) | LTE-TDD | 8.52 | ±9.6 |
| 10503 | AAG | LTE-TDD (SC-FDMA, 100% RB, 5MHz, QPSK, UL Subframe=2,3,4,7,8,9) | LTE-TDD | 7.72 | ±9.6 |
| 10504 | AAG | LTE-TDD (SC-FDMA, 100% RB, 5MHz, 16-QAM, UL Subframe=2,3,4,7,8,9) | LTE-TDD | 8.31 | ±9.6 |
| 10505 | AAG | LTE-TDD (SC-FDMA, 100% RB, 5MHz, 64-QAM, UL Subframe=2,3,4,7,8,9) | LTE-TDD | 8.54 | ±9.6 |
| 10506 | AAG | LTE-TDD (SC-FDMA, 100% RB, 10MHz, QPSK, UL Subframe=2,3,4,7,8,9) | LTE-TDD | 7.74 | ±9.6 |
| 10507 | AAG | LTE-TDD (SC-FDMA, 100% RB, 10MHz, 16-QAM, UL Subframe=2,3,4,7,8,9) | LTE-TDD | 8.36 | ±9.6 |
| 10508 | AAG | LTE-TDD (SC-FDMA, 100% RB, 10MHz, 64-QAM, UL Subframe=2,3,4,7,8,9) | LTE-TDD | 8.55 | ±9.6 |
| 10509 | AAF | LTE-TDD (SC-FDMA, 100% RB, 15MHz, QPSK, UL Subframe=2,3,4,7,8,9) | LTE-TDD | 7.99 | ±9.6 |
| 10510 | AAF | LTE-TDD (SC-FDMA, 100% RB, 15MHz, 16-QAM, UL Subframe=2,3,4,7,8,9) | LTE-TDD | 8.49 | ±9.6 |
| 10511 | AAF | LTE-TDD (SC-FDMA, 100% RB, 15MHz, 64-QAM, UL Subframe=2,3,4,7,8,9) | LTE-TDD | 8.51 | ±9.6 |
| 10512 | AAG | LTE-TDD (SC-FDMA, 100% RB, 20MHz, QPSK, UL Subframe=2,3,4,7,8,9) | LTE-TDD | 7.74 | ±9.6 |
| 10513 | AAG | LTE-TDD (SC-FDMA, 100% RB, 20MHz, 16-QAM, UL Subframe=2,3,4,7,8,9) | LTE-TDD | 8.42 | ±9.6 |
| 10514 | AAG | LTE-TDD (SC-FDMA, 100% RB, 20MHz, 64-QAM, UL Subframe=2,3,4,7,8,9) | LTE-TDD | 8.45 | ±9.6 |
| 10515 | AAA | IEEE 802.11b WiFi 2.4 GHz (DSSS, 2 Mbps, 99pc duty cycle) | WLAN | 1.58 | ±9.6 |
| 10516 | AAA | IEEE 802.11b WiFi 2.4 GHz (DSSS, 5.5 Mbps, 99pc duty cycle) | WLAN | 1.57 | ±9.6 |
| 10517 | AAA | IEEE 802.11b WiFi 2.4 GHz (DSSS, 11 Mbps, 99pc duty cycle) | WLAN | 1.58 | ±9.6 |
| 10518 | AAC | IEEE 802.11a/h WiFi 5 GHz (OFDM, 9 Mbps, 99pc duty cycle) | WLAN | 8.23 | ±9.6 |
| 10519 | AAC | IEEE 802.11a/h WiFi 5 GHz (OFDM, 12 Mbps, 99pc duty cycle) | WLAN | 8.39 | ±9.6 |
| 10520 | AAC | IEEE 802.11a/h WiFi 5 GHz (OFDM, 18 Mbps, 99pc duty cycle) | WLAN | 8.12 | ±9.6 |
| 10521 | AAC | IEEE 802.11a/h WiFi 5 GHz (OFDM, 24 Mbps, 99pc duty cycle) | WLAN | 7.97 | ±9.6 |
| 10522 | AAC | IEEE 802.11a/h WiFi 5 GHz (OFDM, 36 Mbps, 99pc duty cycle) | WLAN | 8.45 | ±9.6 |
| 10523 | AAC | IEEE 802.11a/h WiFi 5 GHz (OFDM, 48 Mbps, 99pc duty cycle) | WLAN | 8.08 | ±9.6 |
| 10524 | AAC | IEEE 802.11a/h WiFi 5 GHz (OFDM, 54 Mbps, 99pc duty cycle) | WLAN | 8.27 | ±9.6 |
| 10525 | AAC | IEEE 802.11ac WiFi (20 MHz, MCS0, 99pc duty cycle) | WLAN | 8.36 | ±9.6 |
| 10526 | AAC | IEEE 802.11ac WiFi (20 MHz, MCS1, 99pc duty cycle) | WLAN | 8.42 | ±9.6 |
| 10527 | AAC | IEEE 802.11ac WiFi (20 MHz, MCS2, 99pc duty cycle) | WLAN | 8.21 | ±9.6 |
| 10528 | AAC | IEEE 802.11ac WiFi (20 MHz, MCS3, 99pc duty cycle) | WLAN | 8.36 | ±9.6 |
| 10529 | AAC | IEEE 802.11ac WiFi (20 MHz, MCS4, 99pc duty cycle) | WLAN | 8.38 | ±9.6 |
| 10531 | AAC | IEEE 802.11ac WiFi (20 MHz, MCS6, 99pc duty cycle) | WLAN | 8.43 | ±9.6 |
| 10532 | AAC | IEEE 802.11ac WiFi (20 MHz, MCS7, 99pc duty cycle) | WLAN | 8.29 | ±9.6 |
| 10533 | AAC | IEEE 802.11ac WiFi (20 MHz, MCS8, 99pc duty cycle) | WLAN | 8.38 | ±9.6 |
| 10534 | AAC | IEEE 802.11ac WiFi (40 MHz, MCS0, 99pc duty cycle) | WLAN | 8.45 | ±9.6 |
| 10535 | AAC | IEEE 802.11ac WiFi (40 MHz, MCS1, 99pc duty cycle) | WLAN | 8.45 | ±9.6 |
| 10536 | AAC | IEEE 802.11ac WiFi (40 MHz, MCS2, 99pc duty cycle) | WLAN | 8.32 | ±9.6 |
| 10537 | AAC | IEEE 802.11ac WiFi (40 MHz, MCS3, 99pc duty cycle) | WLAN | 8.44 | ±9.6 |
| 10538 | AAC | IEEE 802.11ac WiFi (40 MHz, MCS4, 99pc duty cycle) | WLAN | 8.54 | ±9.6 |
| 10540 | AAC | IEEE 802.11ac WiFi (40 MHz, MCS6, 99pc duty cycle) | WLAN | 8.39 | ±9.6 |

EX3DV4 - SN:7702

January 26, 2023

| UID | Rev | Communication System Name | Group | PAR (dB) | Unc ^k k = 2 |
|-------|-----|---|-------|----------|------------------------|
| 10541 | AAC | IEEE 802.11ac WiFi (40 MHz, MCS7, 99pc duty cycle) | WLAN | 8.46 | ±9.6 |
| 10542 | AAC | IEEE 802.11ac WiFi (40 MHz, MCS8, 99pc duty cycle) | WLAN | 8.65 | ±9.6 |
| 10543 | AAC | IEEE 802.11ac WiFi (40 MHz, MCS9, 99pc duty cycle) | WLAN | 8.65 | ±9.6 |
| 10544 | AAC | IEEE 802.11ac WiFi (80 MHz, MCS9, 99pc duty cycle) | WLAN | 8.47 | ±9.6 |
| 10545 | AAC | IEEE 802.11ac WiFi (80 MHz, MCS1, 99pc duty cycle) | WLAN | 8.55 | ±9.6 |
| 10546 | AAC | IEEE 802.11ac WiFi (80 MHz, MCS2, 99pc duty cycle) | WLAN | 8.36 | ±9.6 |
| 10547 | AAC | IEEE 802.11ac WiFi (80 MHz, MCS3, 99pc duty cycle) | WLAN | 8.49 | ±9.6 |
| 10548 | AAC | IEEE 802.11ac WiFi (80 MHz, MCS4, 99pc duty cycle) | WLAN | 8.37 | ±9.6 |
| 10550 | AAC | IEEE 802.11ac WiFi (80 MHz, MCS6, 99pc duty cycle) | WLAN | 8.38 | ±9.6 |
| 10551 | AAC | IEEE 802.11ac WiFi (80 MHz, MCS7, 99pc duty cycle) | WLAN | 8.50 | ±9.6 |
| 10552 | AAC | IEEE 802.11ac WiFi (80 MHz, MCS8, 99pc duty cycle) | WLAN | 8.42 | ±9.6 |
| 10553 | AAC | IEEE 802.11ac WiFi (80 MHz, MCS9, 99pc duty cycle) | WLAN | 8.45 | ±9.6 |
| 10554 | AAD | IEEE 802.11ac WiFi (160 MHz, MCS0, 99pc duty cycle) | WLAN | 8.48 | ±9.6 |
| 10555 | AAD | IEEE 802.11ac WiFi (160 MHz, MCS1, 99pc duty cycle) | WLAN | 8.47 | ±9.6 |
| 10556 | AAD | IEEE 802.11ac WiFi (160 MHz, MCS2, 99pc duty cycle) | WLAN | 8.50 | ±9.6 |
| 10557 | AAD | IEEE 802.11ac WiFi (160 MHz, MCS3, 99pc duty cycle) | WLAN | 8.52 | ±9.6 |
| 10558 | AAD | IEEE 802.11ac WiFi (160 MHz, MCS4, 99pc duty cycle) | WLAN | 8.61 | ±9.6 |
| 10560 | AAD | IEEE 802.11ac WiFi (160 MHz, MCS6, 99pc duty cycle) | WLAN | 8.73 | ±9.6 |
| 10561 | AAD | IEEE 802.11ac WiFi (160 MHz, MCS7, 99pc duty cycle) | WLAN | 8.58 | ±9.6 |
| 10562 | AAD | IEEE 802.11ac WiFi (160 MHz, MCS8, 99pc duty cycle) | WLAN | 8.69 | ±9.6 |
| 10563 | AAD | IEEE 802.11ac WiFi (160 MHz, MCS9, 99pc duty cycle) | WLAN | 8.77 | ±9.6 |
| 10564 | AAA | IEEE 802.11g WiFi 2.4 GHz (DSSS-OFDM, 9 Mbps, 99pc duty cycle) | WLAN | 8.25 | ±9.6 |
| 10565 | AAA | IEEE 802.11g WiFi 2.4 GHz (DSSS-OFDM, 12 Mbps, 99pc duty cycle) | WLAN | 8.45 | ±9.6 |
| 10566 | AAA | IEEE 802.11g WiFi 2.4 GHz (DSSS-OFDM, 18 Mbps, 99pc duty cycle) | WLAN | 8.13 | ±9.6 |
| 10567 | AAA | IEEE 802.11g WiFi 2.4 GHz (DSSS-OFDM, 24 Mbps, 99pc duty cycle) | WLAN | 8.00 | ±9.6 |
| 10568 | AAA | IEEE 802.11g WiFi 2.4 GHz (DSSS-OFDM, 36 Mbps, 99pc duty cycle) | WLAN | 8.37 | ±9.6 |
| 10569 | AAA | IEEE 802.11g WiFi 2.4 GHz (DSSS-OFDM, 48 Mbps, 99pc duty cycle) | WLAN | 8.10 | ±9.6 |
| 10570 | AAA | IEEE 802.11g WiFi 2.4 GHz (DSSS-OFDM, 54 Mbps, 99pc duty cycle) | WLAN | 8.30 | ±9.6 |
| 10571 | AAA | IEEE 802.11b WiFi 2.4 GHz (DSSS, 1 Mbps, 90pc duty cycle) | WLAN | 1.99 | ±9.6 |
| 10572 | AAA | IEEE 802.11b WiFi 2.4 GHz (DSSS, 2 Mbps, 90pc duty cycle) | WLAN | 1.99 | ±9.6 |
| 10573 | AAA | IEEE 802.11b WiFi 2.4 GHz (DSSS, 5.5 Mbps, 90pc duty cycle) | WLAN | 1.96 | ±9.6 |
| 10574 | AAA | IEEE 802.11b WiFi 2.4 GHz (DSSS, 11 Mbps, 90pc duty cycle) | WLAN | 1.98 | ±9.6 |
| 10575 | AAA | IEEE 802.11g WiFi 2.4 GHz (DSSS-OFDM, 6 Mbps, 90pc duty cycle) | WLAN | 8.59 | ±9.6 |
| 10576 | AAA | IEEE 802.11g WiFi 2.4 GHz (DSSS-OFDM, 9 Mbps, 90pc duty cycle) | WLAN | 8.60 | ±9.6 |
| 10577 | AAA | IEEE 802.11g WiFi 2.4 GHz (DSSS-OFDM, 12 Mbps, 90pc duty cycle) | WLAN | 8.70 | ±9.6 |
| 10578 | AAA | IEEE 802.11g WiFi 2.4 GHz (DSSS-OFDM, 18 Mbps, 90pc duty cycle) | WLAN | 8.49 | ±9.6 |
| 10579 | AAA | IEEE 802.11g WiFi 2.4 GHz (DSSS-OFDM, 24 Mbps, 90pc duty cycle) | WLAN | 8.36 | ±9.6 |
| 10580 | AAA | IEEE 802.11g WiFi 2.4 GHz (DSSS-OFDM, 36 Mbps, 90pc duty cycle) | WLAN | 8.76 | ±9.6 |
| 10581 | AAA | IEEE 802.11g WiFi 2.4 GHz (DSSS-OFDM, 48 Mbps, 90pc duty cycle) | WLAN | 8.38 | ±9.6 |
| 10582 | AAA | IEEE 802.11g WiFi 2.4 GHz (DSSS-OFDM, 54 Mbps, 90pc duty cycle) | WLAN | 8.67 | ±9.6 |
| 10583 | AAC | IEEE 802.11a/h WiFi 5 GHz (OFDM, 6 Mbps, 90pc duty cycle) | WLAN | 8.59 | ±9.6 |
| 10584 | AAC | IEEE 802.11a/h WiFi 5 GHz (OFDM, 9 Mbps, 90pc duty cycle) | WLAN | 8.60 | ±9.6 |
| 10585 | AAC | IEEE 802.11a/h WiFi 5 GHz (OFDM, 12 Mbps, 90pc duty cycle) | WLAN | 8.70 | ±9.6 |
| 10586 | AAC | IEEE 802.11a/h WiFi 5 GHz (OFDM, 18 Mbps, 90pc duty cycle) | WLAN | 8.49 | ±9.6 |
| 10587 | AAC | IEEE 802.11a/h WiFi 5 GHz (OFDM, 24 Mbps, 90pc duty cycle) | WLAN | 8.36 | ±9.6 |
| 10588 | AAC | IEEE 802.11a/h WiFi 5 GHz (OFDM, 36 Mbps, 90pc duty cycle) | WLAN | 8.76 | ±9.6 |
| 10589 | AAC | IEEE 802.11a/h WiFi 5 GHz (OFDM, 48 Mbps, 90pc duty cycle) | WLAN | 8.35 | ±9.6 |
| 10590 | AAC | IEEE 802.11a/h WiFi 5 GHz (OFDM, 54 Mbps, 90pc duty cycle) | WLAN | 8.67 | ±9.6 |
| 10591 | AAC | IEEE 802.11n (HT Mixed, 20 MHz, MCS0, 90pc duty cycle) | WLAN | 8.63 | ±9.6 |
| 10592 | AAC | IEEE 802.11n (HT Mixed, 20 MHz, MCS1, 90pc duty cycle) | WLAN | 8.79 | ±9.6 |
| 10593 | AAC | IEEE 802.11n (HT Mixed, 20 MHz, MCS2, 90pc duty cycle) | WLAN | 8.64 | ±9.6 |
| 10594 | AAC | IEEE 802.11n (HT Mixed, 20 MHz, MCS3, 90pc duty cycle) | WLAN | 8.74 | ±9.6 |
| 10595 | AAC | IEEE 802.11n (HT Mixed, 20 MHz, MCS4, 90pc duty cycle) | WLAN | 8.74 | ±9.6 |
| 10596 | AAC | IEEE 802.11n (HT Mixed, 20 MHz, MCS6, 90pc duty cycle) | WLAN | 8.71 | ±9.6 |
| 10597 | AAC | IEEE 802.11n (HT Mixed, 20 MHz, MCS8, 90pc duty cycle) | WLAN | 8.72 | ±9.6 |
| 10598 | AAC | IEEE 802.11n (HT Mixed, 20 MHz, MCS7, 90pc duty cycle) | WLAN | 8.50 | ±9.6 |
| 10599 | AAC | IEEE 802.11n (HT Mixed, 40 MHz, MCS0, 90pc duty cycle) | WLAN | 8.79 | ±9.6 |
| 10600 | AAC | IEEE 802.11n (HT Mixed, 40 MHz, MCS1, 90pc duty cycle) | WLAN | 8.88 | ±9.6 |
| 10601 | AAC | IEEE 802.11n (HT Mixed, 40 MHz, MCS2, 90pc duty cycle) | WLAN | 8.82 | ±9.6 |
| 10602 | AAC | IEEE 802.11n (HT Mixed, 40 MHz, MCS3, 90pc duty cycle) | WLAN | 8.94 | ±9.6 |
| 10603 | AAC | IEEE 802.11n (HT Mixed, 40 MHz, MCS4, 90pc duty cycle) | WLAN | 9.03 | ±9.6 |
| 10604 | AAC | IEEE 802.11n (HT Mixed, 40 MHz, MCS5, 90pc duty cycle) | WLAN | 8.76 | ±9.6 |
| 10605 | AAC | IEEE 802.11n (HT Mixed, 40 MHz, MCS6, 90pc duty cycle) | WLAN | 8.97 | ±9.6 |
| 10606 | AAC | IEEE 802.11n (HT Mixed, 40 MHz, MCS7, 90pc duty cycle) | WLAN | 8.82 | ±9.6 |
| 10607 | AAC | IEEE 802.11ac WiFi (20 MHz, MCS0, 90pc duty cycle) | WLAN | 8.64 | ±9.6 |
| 10608 | AAC | IEEE 802.11ac WiFi (20 MHz, MCS1, 90pc duty cycle) | WLAN | 8.77 | ±9.6 |

EX3DV4 - SN:7702

January 26, 2023

| UID | Rev | Communication System Name | Group | PAR (dB) | Unc ^E # = 2 |
|-------|-----|--|-----------|----------|------------------------|
| 10609 | AAC | IEEE 802.11ac WiFi (20 MHz, MCS2, 90pc duty cycle) | WLAN | 8.57 | ±9.6 |
| 10610 | AAC | IEEE 802.11ac WiFi (20 MHz, MCS3, 90pc duty cycle) | WLAN | 8.78 | ±9.6 |
| 10611 | AAC | IEEE 802.11ac WiFi (20 MHz, MCS4, 90pc duty cycle) | WLAN | 8.70 | ±9.6 |
| 10612 | AAC | IEEE 802.11ac WiFi (20 MHz, MCS5, 90pc duty cycle) | WLAN | 8.77 | ±9.6 |
| 10613 | AAC | IEEE 802.11ac WiFi (20 MHz, MCS6, 90pc duty cycle) | WLAN | 8.94 | ±9.6 |
| 10614 | AAC | IEEE 802.11ac WiFi (20 MHz, MCS7, 90pc duty cycle) | WLAN | 8.59 | ±9.6 |
| 10615 | AAC | IEEE 802.11ac WiFi (20 MHz, MCS8, 90pc duty cycle) | WLAN | 8.82 | ±9.6 |
| 10616 | AAC | IEEE 802.11ac WiFi (40 MHz, MCS0, 90pc duty cycle) | WLAN | 8.82 | ±9.6 |
| 10617 | AAC | IEEE 802.11ac WiFi (40 MHz, MCS1, 90pc duty cycle) | WLAN | 8.81 | ±9.6 |
| 10618 | AAC | IEEE 802.11ac WiFi (40 MHz, MCS2, 90pc duty cycle) | WLAN | 8.58 | ±9.6 |
| 10619 | AAC | IEEE 802.11ac WiFi (40 MHz, MCS3, 90pc duty cycle) | WLAN | 8.96 | ±9.6 |
| 10620 | AAC | IEEE 802.11ac WiFi (40 MHz, MCS4, 90pc duty cycle) | WLAN | 8.87 | ±9.6 |
| 10621 | AAC | IEEE 802.11ac WiFi (40 MHz, MCS5, 90pc duty cycle) | WLAN | 8.77 | ±9.6 |
| 10622 | AAC | IEEE 802.11ac WiFi (40 MHz, MCS6, 90pc duty cycle) | WLAN | 8.68 | ±9.6 |
| 10623 | AAC | IEEE 802.11ac WiFi (40 MHz, MCS7, 90pc duty cycle) | WLAN | 8.82 | ±9.6 |
| 10624 | AAC | IEEE 802.11ac WiFi (40 MHz, MCS8, 90pc duty cycle) | WLAN | 8.96 | ±9.6 |
| 10625 | AAC | IEEE 802.11ac WiFi (40 MHz, MCS9, 90pc duty cycle) | WLAN | 8.96 | ±9.6 |
| 10626 | AAC | IEEE 802.11ac WiFi (80 MHz, MCS0, 90pc duty cycle) | WLAN | 8.83 | ±9.6 |
| 10627 | AAC | IEEE 802.11ac WiFi (80 MHz, MCS1, 90pc duty cycle) | WLAN | 8.88 | ±9.6 |
| 10628 | AAC | IEEE 802.11ac WiFi (80 MHz, MCS2, 90pc duty cycle) | WLAN | 8.71 | ±9.6 |
| 10629 | AAC | IEEE 802.11ac WiFi (80 MHz, MCS3, 90pc duty cycle) | WLAN | 8.65 | ±9.6 |
| 10630 | AAC | IEEE 802.11ac WiFi (80 MHz, MCS4, 90pc duty cycle) | WLAN | 8.72 | ±9.6 |
| 10631 | AAC | IEEE 802.11ac WiFi (80 MHz, MCS5, 90pc duty cycle) | WLAN | 8.81 | ±9.6 |
| 10632 | AAC | IEEE 802.11ac WiFi (80 MHz, MCS6, 90pc duty cycle) | WLAN | 8.74 | ±9.6 |
| 10633 | AAC | IEEE 802.11ac WiFi (80 MHz, MCS7, 90pc duty cycle) | WLAN | 8.83 | ±9.6 |
| 10634 | AAC | IEEE 802.11ac WiFi (80 MHz, MCS8, 90pc duty cycle) | WLAN | 8.80 | ±9.6 |
| 10635 | AAC | IEEE 802.11ac WiFi (80 MHz, MCS9, 90pc duty cycle) | WLAN | 8.81 | ±9.6 |
| 10636 | AAD | IEEE 802.11ac WiFi (160 MHz, MCS0, 90pc duty cycle) | WLAN | 8.83 | ±9.6 |
| 10637 | AAD | IEEE 802.11ac WiFi (160 MHz, MCS1, 90pc duty cycle) | WLAN | 8.79 | ±9.6 |
| 10638 | AAD | IEEE 802.11ac WiFi (160 MHz, MCS2, 90pc duty cycle) | WLAN | 8.86 | ±9.6 |
| 10639 | AAD | IEEE 802.11ac WiFi (160 MHz, MCS3, 90pc duty cycle) | WLAN | 8.85 | ±9.6 |
| 10640 | AAD | IEEE 802.11ac WiFi (160 MHz, MCS4, 90pc duty cycle) | WLAN | 8.98 | ±9.6 |
| 10641 | AAD | IEEE 802.11ac WiFi (160 MHz, MCS5, 90pc duty cycle) | WLAN | 9.05 | ±9.6 |
| 10642 | AAD | IEEE 802.11ac WiFi (160 MHz, MCS6, 90pc duty cycle) | WLAN | 9.06 | ±9.6 |
| 10643 | AAD | IEEE 802.11ac WiFi (160 MHz, MCS7, 90pc duty cycle) | WLAN | 8.89 | ±9.6 |
| 10644 | AAD | IEEE 802.11ac WiFi (160 MHz, MCS8, 90pc duty cycle) | WLAN | 9.05 | ±9.6 |
| 10645 | AAD | IEEE 802.11ac WiFi (160 MHz, MCS9, 90pc duty cycle) | WLAN | 9.11 | ±9.6 |
| 10646 | AAH | LTE-TDD [SC-FDMA, 1 RB, 5 MHz, QPSK, UL Subframe=2,7] | LTE-TDD | 11.96 | ±9.6 |
| 10647 | AAG | LTE-TDD [SC-FDMA, 1 RB, 20 MHz, QPSK, UL Subframe=2,7] | LTE-TDD | 11.96 | ±9.6 |
| 10648 | AAA | CDMA2000 [1x Advanced] | CDMA2000 | 3.45 | ±9.6 |
| 10652 | AAF | LTE-TDD [OFDMA, 5 MHz, E-TM 3.1, Clipping 44%] | LTE-TDD | 6.91 | ±9.6 |
| 10653 | AAF | LTE-TDD [OFDMA, 10 MHz, E-TM 3.1, Clipping 44%] | LTE-TDD | 7.42 | ±9.6 |
| 10654 | AAE | LTE-TDD [OFDMA, 15 MHz, E-TM 3.1, Clipping 44%] | LTE-TDD | 6.86 | ±9.6 |
| 10655 | AAF | LTE-TDD [OFDMA, 20 MHz, E-TM 3.1, Clipping 44%] | LTE-TDD | 7.21 | ±9.6 |
| 10656 | AAB | Pulse Waveform (200Hz, 10%) | Test | 10.00 | ±9.6 |
| 10659 | AAB | Pulse Waveform (200Hz, 20%) | Test | 6.99 | ±9.6 |
| 10660 | AAB | Pulse Waveform (200Hz, 40%) | Test | 3.96 | ±9.6 |
| 10661 | AAB | Pulse Waveform (200Hz, 60%) | Test | 2.22 | ±9.6 |
| 10662 | AAB | Pulse Waveform (200Hz, 80%) | Test | 0.97 | ±9.6 |
| 10670 | AAA | Bluetooth Low Energy | Bluetooth | 2.18 | ±9.6 |
| 10671 | AAC | IEEE 802.11ax (20 MHz, MCS0, 90pc duty cycle) | WLAN | 9.09 | ±9.6 |
| 10672 | AAC | IEEE 802.11ax (20 MHz, MCS1, 90pc duty cycle) | WLAN | 8.57 | ±9.6 |
| 10673 | AAC | IEEE 802.11ax (20 MHz, MCS2, 90pc duty cycle) | WLAN | 8.78 | ±9.6 |
| 10674 | AAC | IEEE 802.11ax (20 MHz, MCS3, 90pc duty cycle) | WLAN | 8.74 | ±9.6 |
| 10675 | AAC | IEEE 802.11ax (20 MHz, MCS4, 90pc duty cycle) | WLAN | 8.90 | ±9.6 |
| 10676 | AAC | IEEE 802.11ax (20 MHz, MCS5, 90pc duty cycle) | WLAN | 8.77 | ±9.6 |
| 10677 | AAC | IEEE 802.11ax (20 MHz, MCS6, 90pc duty cycle) | WLAN | 8.73 | ±9.6 |
| 10678 | AAC | IEEE 802.11ax (20 MHz, MCS7, 90pc duty cycle) | WLAN | 8.78 | ±9.6 |
| 10679 | AAC | IEEE 802.11ax (20 MHz, MCS8, 90pc duty cycle) | WLAN | 8.89 | ±9.6 |
| 10680 | AAC | IEEE 802.11ax (20 MHz, MCS9, 90pc duty cycle) | WLAN | 8.80 | ±9.6 |
| 10681 | AAC | IEEE 802.11ax (20 MHz, MCS10, 90pc duty cycle) | WLAN | 8.62 | ±9.6 |
| 10682 | AAC | IEEE 802.11ax (20 MHz, MCS11, 90pc duty cycle) | WLAN | 8.83 | ±9.6 |
| 10683 | AAC | IEEE 802.11ax (20 MHz, MCS0, 99pc duty cycle) | WLAN | 8.42 | ±9.6 |
| 10684 | AAC | IEEE 802.11ax (20 MHz, MCS1, 99pc duty cycle) | WLAN | 8.26 | ±9.6 |
| 10685 | AAC | IEEE 802.11ax (20 MHz, MCS2, 99pc duty cycle) | WLAN | 8.33 | ±9.6 |
| 10686 | AAC | IEEE 802.11ax (20 MHz, MCS3, 99pc duty cycle) | WLAN | 8.28 | ±9.6 |

EX3DV4 - SN:7702

January 26, 2023

| UID | Rev | Communication System Name | Group | PAR (dB) | Unc ^E k = 2 |
|-------|-----|--|-------|----------|------------------------|
| 10687 | AAC | IEEE 802.11ax (20 MHz, MCS4, 99pc duty cycle) | WLAN | 8.45 | ±9.6 |
| 10688 | AAC | IEEE 802.11ax (20 MHz, MCS5, 99pc duty cycle) | WLAN | 8.29 | ±9.6 |
| 10689 | AAC | IEEE 802.11ax (20 MHz, MCS6, 99pc duty cycle) | WLAN | 8.55 | ±9.6 |
| 10690 | AAC | IEEE 802.11ax (20 MHz, MCS7, 99pc duty cycle) | WLAN | 8.29 | ±9.6 |
| 10691 | AAC | IEEE 802.11ax (20 MHz, MCS8, 99pc duty cycle) | WLAN | 8.25 | ±9.6 |
| 10692 | AAC | IEEE 802.11ax (20 MHz, MCS9, 99pc duty cycle) | WLAN | 8.29 | ±9.6 |
| 10693 | AAC | IEEE 802.11ax (20 MHz, MCS10, 99pc duty cycle) | WLAN | 8.25 | ±9.6 |
| 10694 | AAC | IEEE 802.11ax (20 MHz, MCS11, 99pc duty cycle) | WLAN | 8.57 | ±9.6 |
| 10695 | AAC | IEEE 802.11ax (40 MHz, MCS0, 90pc duty cycle) | WLAN | 8.78 | ±9.6 |
| 10696 | AAC | IEEE 802.11ax (40 MHz, MCS1, 90pc duty cycle) | WLAN | 8.91 | ±9.6 |
| 10697 | AAC | IEEE 802.11ax (40 MHz, MCS2, 90pc duty cycle) | WLAN | 8.51 | ±9.6 |
| 10698 | AAC | IEEE 802.11ax (40 MHz, MCS3, 90pc duty cycle) | WLAN | 8.69 | ±9.6 |
| 10699 | AAC | IEEE 802.11ax (40 MHz, MCS4, 90pc duty cycle) | WLAN | 8.82 | ±9.6 |
| 10700 | AAC | IEEE 802.11ax (40 MHz, MCS5, 90pc duty cycle) | WLAN | 8.73 | ±9.6 |
| 10701 | AAC | IEEE 802.11ax (40 MHz, MCS6, 90pc duty cycle) | WLAN | 8.66 | ±9.6 |
| 10702 | AAC | IEEE 802.11ax (40 MHz, MCS7, 90pc duty cycle) | WLAN | 8.70 | ±9.6 |
| 10703 | AAC | IEEE 802.11ax (40 MHz, MCS8, 90pc duty cycle) | WLAN | 8.82 | ±9.6 |
| 10704 | AAC | IEEE 802.11ax (40 MHz, MCS9, 90pc duty cycle) | WLAN | 8.56 | ±9.6 |
| 10705 | AAC | IEEE 802.11ax (40 MHz, MCS10, 90pc duty cycle) | WLAN | 8.69 | ±9.6 |
| 10706 | AAC | IEEE 802.11ax (40 MHz, MCS11, 90pc duty cycle) | WLAN | 8.66 | ±9.6 |
| 10707 | AAC | IEEE 802.11ax (40 MHz, MCS0, 99pc duty cycle) | WLAN | 8.32 | ±9.6 |
| 10708 | AAC | IEEE 802.11ax (40 MHz, MCS1, 99pc duty cycle) | WLAN | 8.55 | ±9.6 |
| 10709 | AAC | IEEE 802.11ax (40 MHz, MCS2, 99pc duty cycle) | WLAN | 8.33 | ±9.6 |
| 10710 | AAC | IEEE 802.11ax (40 MHz, MCS3, 99pc duty cycle) | WLAN | 8.29 | ±9.6 |
| 10711 | AAC | IEEE 802.11ax (40 MHz, MCS4, 99pc duty cycle) | WLAN | 8.39 | ±9.6 |
| 10712 | AAC | IEEE 802.11ax (40 MHz, MCS5, 99pc duty cycle) | WLAN | 8.57 | ±9.6 |
| 10713 | AAC | IEEE 802.11ax (40 MHz, MCS6, 99pc duty cycle) | WLAN | 8.33 | ±9.6 |
| 10714 | AAC | IEEE 802.11ax (40 MHz, MCS7, 99pc duty cycle) | WLAN | 8.26 | ±9.6 |
| 10715 | AAC | IEEE 802.11ax (40 MHz, MCS8, 99pc duty cycle) | WLAN | 8.45 | ±9.6 |
| 10716 | AAC | IEEE 802.11ax (40 MHz, MCS9, 99pc duty cycle) | WLAN | 8.30 | ±9.6 |
| 10717 | AAC | IEEE 802.11ax (40 MHz, MCS10, 99pc duty cycle) | WLAN | 8.48 | ±9.6 |
| 10718 | AAC | IEEE 802.11ax (40 MHz, MCS11, 99pc duty cycle) | WLAN | 8.24 | ±9.6 |
| 10719 | AAC | IEEE 802.11ax (80 MHz, MCS0, 90pc duty cycle) | WLAN | 8.81 | ±9.6 |
| 10720 | AAC | IEEE 802.11ax (80 MHz, MCS1, 90pc duty cycle) | WLAN | 8.87 | ±9.6 |
| 10721 | AAC | IEEE 802.11ax (80 MHz, MCS2, 90pc duty cycle) | WLAN | 8.78 | ±9.6 |
| 10722 | AAC | IEEE 802.11ax (80 MHz, MCS3, 90pc duty cycle) | WLAN | 8.55 | ±9.6 |
| 10723 | AAC | IEEE 802.11ax (80 MHz, MCS4, 90pc duty cycle) | WLAN | 8.70 | ±9.6 |
| 10724 | AAC | IEEE 802.11ax (80 MHz, MCS5, 90pc duty cycle) | WLAN | 8.90 | ±9.6 |
| 10725 | AAC | IEEE 802.11ax (80 MHz, MCS6, 90pc duty cycle) | WLAN | 8.74 | ±9.6 |
| 10726 | AAC | IEEE 802.11ax (80 MHz, MCS7, 90pc duty cycle) | WLAN | 8.72 | ±9.6 |
| 10727 | AAC | IEEE 802.11ax (80 MHz, MCS8, 90pc duty cycle) | WLAN | 8.66 | ±9.6 |
| 10728 | AAC | IEEE 802.11ax (80 MHz, MCS9, 90pc duty cycle) | WLAN | 8.65 | ±9.6 |
| 10729 | AAC | IEEE 802.11ax (80 MHz, MCS10, 90pc duty cycle) | WLAN | 8.64 | ±9.6 |
| 10730 | AAC | IEEE 802.11ax (80 MHz, MCS11, 90pc duty cycle) | WLAN | 8.67 | ±9.6 |
| 10731 | AAC | IEEE 802.11ax (80 MHz, MCS0, 99pc duty cycle) | WLAN | 8.42 | ±9.6 |
| 10732 | AAC | IEEE 802.11ax (80 MHz, MCS1, 99pc duty cycle) | WLAN | 8.46 | ±9.6 |
| 10733 | AAC | IEEE 802.11ax (80 MHz, MCS2, 99pc duty cycle) | WLAN | 8.40 | ±9.6 |
| 10734 | AAC | IEEE 802.11ax (80 MHz, MCS3, 99pc duty cycle) | WLAN | 8.25 | ±9.6 |
| 10735 | AAC | IEEE 802.11ax (80 MHz, MCS4, 99pc duty cycle) | WLAN | 8.33 | ±9.6 |
| 10736 | AAC | IEEE 802.11ax (80 MHz, MCS5, 99pc duty cycle) | WLAN | 8.27 | ±9.6 |
| 10737 | AAC | IEEE 802.11ax (80 MHz, MCS6, 99pc duty cycle) | WLAN | 8.36 | ±9.6 |
| 10738 | AAC | IEEE 802.11ax (80 MHz, MCS7, 99pc duty cycle) | WLAN | 8.42 | ±9.6 |
| 10739 | AAC | IEEE 802.11ax (80 MHz, MCS8, 99pc duty cycle) | WLAN | 8.29 | ±9.6 |
| 10740 | AAC | IEEE 802.11ax (80 MHz, MCS9, 99pc duty cycle) | WLAN | 8.48 | ±9.6 |
| 10741 | AAC | IEEE 802.11ax (80 MHz, MCS10, 99pc duty cycle) | WLAN | 8.40 | ±9.6 |
| 10742 | AAC | IEEE 802.11ax (80 MHz, MCS11, 99pc duty cycle) | WLAN | 8.43 | ±9.6 |
| 10743 | AAC | IEEE 802.11ax (160 MHz, MCS0, 90pc duty cycle) | WLAN | 8.94 | ±9.6 |
| 10744 | AAC | IEEE 802.11ax (160 MHz, MCS1, 90pc duty cycle) | WLAN | 9.16 | ±9.6 |
| 10745 | AAC | IEEE 802.11ax (160 MHz, MCS2, 90pc duty cycle) | WLAN | 8.93 | ±9.6 |
| 10746 | AAC | IEEE 802.11ax (160 MHz, MCS3, 90pc duty cycle) | WLAN | 9.11 | ±9.6 |
| 10747 | AAC | IEEE 802.11ax (160 MHz, MCS4, 90pc duty cycle) | WLAN | 9.04 | ±9.6 |
| 10748 | AAC | IEEE 802.11ax (160 MHz, MCS5, 90pc duty cycle) | WLAN | 8.93 | ±9.6 |
| 10749 | AAC | IEEE 802.11ax (160 MHz, MCS6, 90pc duty cycle) | WLAN | 8.90 | ±9.6 |
| 10750 | AAC | IEEE 802.11ax (160 MHz, MCS7, 90pc duty cycle) | WLAN | 8.79 | ±9.6 |
| 10751 | AAC | IEEE 802.11ax (160 MHz, MCS8, 90pc duty cycle) | WLAN | 8.82 | ±9.6 |
| 10752 | AAC | IEEE 802.11ax (160 MHz, MCS9, 90pc duty cycle) | WLAN | 8.81 | ±9.6 |

EX3DV4 - SN:7702

January 26, 2023

| UID | Rev | Communication System Name | Group | PAR (dB) | Unc ^E $k = 2$ |
|-------|-----|---|---------------|----------|--------------------------|
| 10753 | AAC | IEEE 802.11ax (160 MHz, MCS10, 90pc duty cycle) | WLAN | 9.00 | ±9.6 |
| 10754 | AAC | IEEE 802.11ax (160 MHz, MCS11, 90pc duty cycle) | WLAN | 8.94 | ±9.6 |
| 10755 | AAC | IEEE 802.11ax (160 MHz, MCS0, 99pc duty cycle) | WLAN | 8.84 | ±9.6 |
| 10756 | AAC | IEEE 802.11ax (160 MHz, MCS1, 99pc duty cycle) | WLAN | 8.77 | ±9.6 |
| 10757 | AAC | IEEE 802.11ax (160 MHz, MCS2, 99pc duty cycle) | WLAN | 8.77 | ±9.6 |
| 10758 | AAC | IEEE 802.11ax (160 MHz, MCS3, 99pc duty cycle) | WLAN | 8.69 | ±9.6 |
| 10759 | AAC | IEEE 802.11ax (160 MHz, MCS4, 99pc duty cycle) | WLAN | 8.58 | ±9.6 |
| 10760 | AAC | IEEE 802.11ax (160 MHz, MCS5, 99pc duty cycle) | WLAN | 8.49 | ±9.6 |
| 10761 | AAC | IEEE 802.11ax (160 MHz, MCS6, 99pc duty cycle) | WLAN | 8.58 | ±9.6 |
| 10762 | AAC | IEEE 802.11ax (160 MHz, MCS7, 99pc duty cycle) | WLAN | 8.49 | ±9.6 |
| 10763 | AAC | IEEE 802.11ax (160 MHz, MCS8, 99pc duty cycle) | WLAN | 8.53 | ±9.6 |
| 10764 | AAC | IEEE 802.11ax (160 MHz, MCS9, 99pc duty cycle) | WLAN | 8.54 | ±9.6 |
| 10765 | AAC | IEEE 802.11ax (160 MHz, MCS10, 99pc duty cycle) | WLAN | 8.54 | ±9.6 |
| 10766 | AAC | IEEE 802.11ax (160 MHz, MCS11, 99pc duty cycle) | WLAN | 8.51 | ±9.6 |
| 10767 | AAE | 5G NR (CP-OFDM, 1 RB, 5 MHz, QPSK, 15 kHz) | 5G NR FR1 TDD | 7.98 | ±9.6 |
| 10768 | AAD | 5G NR (CP-OFDM, 1 RB, 10 MHz, QPSK, 15 kHz) | 5G NR FR1 TDD | 8.01 | ±9.6 |
| 10769 | AAD | 5G NR (CP-OFDM, 1 RB, 15 MHz, QPSK, 15 kHz) | 5G NR FR1 TDD | 8.01 | ±9.6 |
| 10770 | AAD | 5G NR (CP-OFDM, 1 RB, 20 MHz, QPSK, 15 kHz) | 5G NR FR1 TDD | 8.02 | ±9.6 |
| 10771 | AAD | 5G NR (CP-OFDM, 1 RB, 25 MHz, QPSK, 15 kHz) | 5G NR FR1 TDD | 8.02 | ±9.6 |
| 10772 | AAD | 5G NR (CP-OFDM, 1 RB, 30 MHz, QPSK, 15 kHz) | 5G NR FR1 TDD | 8.23 | ±9.6 |
| 10773 | AAD | 5G NR (CP-OFDM, 1 RB, 40 MHz, QPSK, 15 kHz) | 5G NR FR1 TDD | 8.03 | ±9.6 |
| 10774 | AAD | 5G NR (CP-OFDM, 1 RB, 50 MHz, QPSK, 15 kHz) | 5G NR FR1 TDD | 8.02 | ±9.6 |
| 10775 | AAD | 5G NR (CP-OFDM, 50% RB, 5 MHz, QPSK, 15 kHz) | 5G NR FR1 TDD | 8.31 | ±9.6 |
| 10776 | AAD | 5G NR (CP-OFDM, 50% RB, 10 MHz, QPSK, 15 kHz) | 5G NR FR1 TDD | 8.30 | ±9.6 |
| 10777 | AAE | 5G NR (CP-OFDM, 50% RB, 15 MHz, QPSK, 15 kHz) | 5G NR FR1 TDD | 8.30 | ±9.6 |
| 10778 | AAD | 5G NR (CP-OFDM, 50% RB, 20 MHz, QPSK, 15 kHz) | 5G NR FR1 TDD | 8.34 | ±9.6 |
| 10779 | AAE | 5G NR (CP-OFDM, 50% RB, 25 MHz, QPSK, 15 kHz) | 5G NR FR1 TDD | 8.42 | ±9.6 |
| 10780 | AAD | 5G NR (CP-OFDM, 50% RB, 30 MHz, QPSK, 15 kHz) | 5G NR FR1 TDD | 8.38 | ±9.6 |
| 10781 | AAD | 5G NR (CP-OFDM, 50% RB, 40 MHz, QPSK, 15 kHz) | 5G NR FR1 TDD | 8.38 | ±9.6 |
| 10782 | AAD | 5G NR (CP-OFDM, 50% RB, 50 MHz, QPSK, 15 kHz) | 5G NR FR1 TDD | 8.43 | ±9.6 |
| 10783 | AAE | 5G NR (CP-OFDM, 100% RB, 5 MHz, QPSK, 15 kHz) | 5G NR FR1 TDD | 8.31 | ±9.6 |
| 10784 | AAD | 5G NR (CP-OFDM, 100% RB, 10 MHz, QPSK, 15 kHz) | 5G NR FR1 TDD | 8.29 | ±9.6 |
| 10785 | AAD | 5G NR (CP-OFDM, 100% RB, 15 MHz, QPSK, 15 kHz) | 5G NR FR1 TDD | 8.40 | ±9.6 |
| 10786 | AAD | 5G NR (CP-OFDM, 100% RB, 20 MHz, QPSK, 15 kHz) | 5G NR FR1 TDD | 8.35 | ±9.6 |
| 10787 | AAD | 5G NR (CP-OFDM, 100% RB, 25 MHz, QPSK, 15 kHz) | 5G NR FR1 TDD | 8.44 | ±9.6 |
| 10788 | AAD | 5G NR (CP-OFDM, 100% RB, 30 MHz, QPSK, 15 kHz) | 5G NR FR1 TDD | 8.39 | ±9.6 |
| 10789 | AAD | 5G NR (CP-OFDM, 100% RB, 40 MHz, QPSK, 15 kHz) | 5G NR FR1 TDD | 8.37 | ±9.6 |
| 10790 | AAD | 5G NR (CP-OFDM, 100% RB, 50 MHz, QPSK, 15 kHz) | 5G NR FR1 TDD | 8.39 | ±9.6 |
| 10791 | AAE | 5G NR (CP-OFDM, 1 RB, 5 MHz, QPSK, 30 kHz) | 5G NR FR1 TDD | 7.83 | ±9.6 |
| 10792 | AAD | 5G NR (CP-OFDM, 1 RB, 10 MHz, QPSK, 30 kHz) | 5G NR FR1 TDD | 7.92 | ±9.6 |
| 10793 | AAD | 5G NR (CP-OFDM, 1 RB, 15 MHz, QPSK, 30 kHz) | 5G NR FR1 TDD | 7.95 | ±9.6 |
| 10794 | AAD | 5G NR (CP-OFDM, 1 RB, 20 MHz, QPSK, 30 kHz) | 5G NR FR1 TDD | 7.82 | ±9.6 |
| 10795 | AAD | 5G NR (CP-OFDM, 1 RB, 25 MHz, QPSK, 30 kHz) | 5G NR FR1 TDD | 7.84 | ±9.6 |
| 10796 | AAD | 5G NR (CP-OFDM, 1 RB, 30 MHz, QPSK, 30 kHz) | 5G NR FR1 TDD | 7.82 | ±9.6 |
| 10797 | AAD | 5G NR (CP-OFDM, 1 RB, 40 MHz, QPSK, 30 kHz) | 5G NR FR1 TDD | 8.01 | ±9.6 |
| 10798 | AAD | 5G NR (CP-OFDM, 1 RB, 50 MHz, QPSK, 30 kHz) | 5G NR FR1 TDD | 7.89 | ±9.6 |
| 10799 | AAD | 5G NR (CP-OFDM, 1 RB, 60 MHz, QPSK, 30 kHz) | 5G NR FR1 TDD | 7.93 | ±9.6 |
| 10801 | AAD | 5G NR (CP-OFDM, 1 RB, 80 MHz, QPSK, 30 kHz) | 5G NR FR1 TDD | 7.89 | ±9.6 |
| 10802 | AAD | 5G NR (CP-OFDM, 1 RB, 90 MHz, QPSK, 30 kHz) | 5G NR FR1 TDD | 7.87 | ±9.6 |
| 10803 | AAD | 5G NR (CP-OFDM, 1 RB, 100 MHz, QPSK, 30 kHz) | 5G NR FR1 TDD | 7.93 | ±9.6 |
| 10805 | AAD | 5G NR (CP-OFDM, 50% RB, 10 MHz, QPSK, 30 kHz) | 5G NR FR1 TDD | 8.34 | ±9.6 |
| 10806 | AAD | 5G NR (CP-OFDM, 50% RB, 15 MHz, QPSK, 30 kHz) | 5G NR FR1 TDD | 8.37 | ±9.6 |
| 10809 | AAD | 5G NR (CP-OFDM, 50% RB, 30 MHz, QPSK, 30 kHz) | 5G NR FR1 TDD | 8.34 | ±9.6 |
| 10810 | AAD | 5G NR (CP-OFDM, 50% RB, 40 MHz, QPSK, 30 kHz) | 5G NR FR1 TDD | 8.34 | ±9.6 |
| 10812 | AAD | 5G NR (CP-OFDM, 50% RB, 60 MHz, QPSK, 30 kHz) | 5G NR FR1 TDD | 8.35 | ±9.6 |
| 10817 | AAE | 5G NR (CP-OFDM, 100% RB, 5 MHz, QPSK, 30 kHz) | 5G NR FR1 TDD | 8.35 | ±9.6 |
| 10818 | AAD | 5G NR (CP-OFDM, 100% RB, 10 MHz, QPSK, 30 kHz) | 5G NR FR1 TDD | 8.34 | ±9.6 |
| 10819 | AAD | 5G NR (CP-OFDM, 100% RB, 15 MHz, QPSK, 30 kHz) | 5G NR FR1 TDD | 8.33 | ±9.6 |
| 10820 | AAD | 5G NR (CP-OFDM, 100% RB, 20 MHz, QPSK, 30 kHz) | 5G NR FR1 TDD | 8.30 | ±9.6 |
| 10821 | AAD | 5G NR (CP-OFDM, 100% RB, 25 MHz, QPSK, 30 kHz) | 5G NR FR1 TDD | 8.41 | ±9.6 |
| 10822 | AAD | 5G NR (CP-OFDM, 100% RB, 30 MHz, QPSK, 30 kHz) | 5G NR FR1 TDD | 8.41 | ±9.6 |
| 10823 | AAD | 5G NR (CP-OFDM, 100% RB, 40 MHz, QPSK, 30 kHz) | 5G NR FR1 TDD | 8.36 | ±9.6 |
| 10824 | AAD | 5G NR (CP-OFDM, 100% RB, 50 MHz, QPSK, 30 kHz) | 5G NR FR1 TDD | 8.39 | ±9.6 |
| 10825 | AAD | 5G NR (CP-OFDM, 100% RB, 60 MHz, QPSK, 30 kHz) | 5G NR FR1 TDD | 8.41 | ±9.6 |
| 10827 | AAD | 5G NR (CP-OFDM, 100% RB, 80 MHz, QPSK, 30 kHz) | 5G NR FR1 TDD | 8.42 | ±9.6 |
| 10828 | AAD | 5G NR (CP-OFDM, 100% RB, 90 MHz, QPSK, 30 kHz) | 5G NR FR1 TDD | 8.43 | ±9.6 |

EX3DV4 - SN:7702

January 26, 2023

| UID | Rev | Communication System Name | Group | PAR (dB) | Unc ^k k = 2 |
|-------|-----|--|---------------|----------|------------------------|
| 10829 | AAD | 5G NR (CP-OFDM, 100% RB, 100 MHz, QPSK, 30 kHz) | 5G NR FR1 TDD | 8.40 | ±9.6 |
| 10830 | AAD | 5G NR (CP-OFDM, 1 RB, 10 MHz, QPSK, 60 kHz) | 5G NR FR1 TDD | 7.63 | ±9.6 |
| 10831 | AAD | 5G NR (CP-OFDM, 1 RB, 15 MHz, QPSK, 60 kHz) | 5G NR FR1 TDD | 7.73 | ±9.6 |
| 10832 | AAD | 5G NR (CP-OFDM, 1 RB, 20 MHz, QPSK, 60 kHz) | 5G NR FR1 TDD | 7.74 | ±9.6 |
| 10833 | AAD | 5G NR (CP-OFDM, 1 RB, 25 MHz, QPSK, 60 kHz) | 5G NR FR1 TDD | 7.70 | ±9.6 |
| 10834 | AAD | 5G NR (CP-OFDM, 1 RB, 30 MHz, QPSK, 60 kHz) | 5G NR FR1 TDD | 7.75 | ±9.6 |
| 10835 | AAD | 5G NR (CP-OFDM, 1 RB, 40 MHz, QPSK, 60 kHz) | 5G NR FR1 TDD | 7.70 | ±9.6 |
| 10836 | AAD | 5G NR (CP-OFDM, 1 RB, 50 MHz, QPSK, 60 kHz) | 5G NR FR1 TDD | 7.66 | ±9.6 |
| 10837 | AAD | 5G NR (CP-OFDM, 1 RB, 60 MHz, QPSK, 60 kHz) | 5G NR FR1 TDD | 7.68 | ±9.6 |
| 10839 | AAD | 5G NR (CP-OFDM, 1 RB, 80 MHz, QPSK, 60 kHz) | 5G NR FR1 TDD | 7.70 | ±9.6 |
| 10840 | AAD | 5G NR (CP-OFDM, 1 RB, 90 MHz, QPSK, 60 kHz) | 5G NR FR1 TDD | 7.67 | ±9.6 |
| 10841 | AAD | 5G NR (CP-OFDM, 1 RB, 100 MHz, QPSK, 60 kHz) | 5G NR FR1 TDD | 7.71 | ±9.6 |
| 10843 | AAD | 5G NR (CP-OFDM, 50% RB, 15 MHz, QPSK, 60 kHz) | 5G NR FR1 TDD | 8.49 | ±9.6 |
| 10844 | AAD | 5G NR (CP-OFDM, 50% RB, 20 MHz, QPSK, 60 kHz) | 5G NR FR1 TDD | 8.34 | ±9.6 |
| 10846 | AAD | 5G NR (CP-OFDM, 50% RB, 30 MHz, QPSK, 60 kHz) | 5G NR FR1 TDD | 8.41 | ±9.6 |
| 10854 | AAD | 5G NR (CP-OFDM, 100% RB, 10 MHz, QPSK, 60 kHz) | 5G NR FR1 TDD | 8.34 | ±9.6 |
| 10855 | AAD | 5G NR (CP-OFDM, 100% RB, 15 MHz, QPSK, 60 kHz) | 5G NR FR1 TDD | 8.36 | ±9.6 |
| 10856 | AAD | 5G NR (CP-OFDM, 100% RB, 20 MHz, QPSK, 60 kHz) | 5G NR FR1 TDD | 8.37 | ±9.6 |
| 10857 | AAD | 5G NR (CP-OFDM, 100% RB, 25 MHz, QPSK, 60 kHz) | 5G NR FR1 TDD | 8.35 | ±9.6 |
| 10858 | AAD | 5G NR (CP-OFDM, 100% RB, 30 MHz, QPSK, 60 kHz) | 5G NR FR1 TDD | 8.36 | ±9.6 |
| 10859 | AAD | 5G NR (CP-OFDM, 100% RB, 40 MHz, QPSK, 60 kHz) | 5G NR FR1 TDD | 8.34 | ±9.6 |
| 10860 | AAD | 5G NR (CP-OFDM, 100% RB, 50 MHz, QPSK, 60 kHz) | 5G NR FR1 TDD | 8.41 | ±9.6 |
| 10861 | AAD | 5G NR (CP-OFDM, 100% RB, 60 MHz, QPSK, 60 kHz) | 5G NR FR1 TDD | 8.40 | ±9.6 |
| 10863 | AAD | 5G NR (CP-OFDM, 100% RB, 80 MHz, QPSK, 60 kHz) | 5G NR FR1 TDD | 8.41 | ±9.6 |
| 10864 | AAD | 5G NR (CP-OFDM, 100% RB, 90 MHz, QPSK, 60 kHz) | 5G NR FR1 TDD | 8.37 | ±9.6 |
| 10865 | AAD | 5G NR (CP-OFDM, 100% RB, 100 MHz, QPSK, 60 kHz) | 5G NR FR1 TDD | 8.41 | ±9.6 |
| 10866 | AAD | 5G NR (DFT-s-OFDM, 1 RB, 100 MHz, QPSK, 30 kHz) | 5G NR FR1 TDD | 5.68 | ±9.6 |
| 10868 | AAD | 5G NR (DFT-s-OFDM, 100% RB, 100 MHz, QPSK, 30 kHz) | 5G NR FR1 TDD | 5.89 | ±9.6 |
| 10869 | AAE | 5G NR (DFT-s-OFDM, 1 RB, 100 MHz, QPSK, 120 kHz) | 5G NR FR2 TDD | 5.75 | ±9.6 |
| 10870 | AAE | 5G NR (DFT-s-OFDM, 100% RB, 100 MHz, QPSK, 120 kHz) | 5G NR FR2 TDD | 5.86 | ±9.6 |
| 10871 | AAE | 5G NR (DFT-s-OFDM, 1 RB, 100 MHz, 16QAM, 120 kHz) | 5G NR FR2 TDD | 5.75 | ±9.6 |
| 10872 | AAE | 5G NR (DFT-s-OFDM, 100% RB, 100 MHz, 16QAM, 120 kHz) | 5G NR FR2 TDD | 6.52 | ±9.6 |
| 10873 | AAE | 5G NR (DFT-s-OFDM, 1 RB, 100 MHz, 64QAM, 120 kHz) | 5G NR FR2 TDD | 6.61 | ±9.6 |
| 10874 | AAE | 5G NR (DFT-s-OFDM, 100% RB, 100 MHz, 64QAM, 120 kHz) | 5G NR FR2 TDD | 6.65 | ±9.6 |
| 10875 | AAE | 5G NR (CP-OFDM, 1 RB, 100 MHz, QPSK, 120 kHz) | 5G NR FR2 TDD | 7.78 | ±9.6 |
| 10876 | AAE | 5G NR (CP-OFDM, 100% RB, 100 MHz, QPSK, 120 kHz) | 5G NR FR2 TDD | 8.39 | ±9.6 |
| 10877 | AAE | 5G NR (CP-OFDM, 1 RB, 100 MHz, 16QAM, 120 kHz) | 5G NR FR2 TDD | 7.95 | ±9.6 |
| 10878 | AAE | 5G NR (CP-OFDM, 100% RB, 100 MHz, 16QAM, 120 kHz) | 5G NR FR2 TDD | 8.41 | ±9.6 |
| 10879 | AAE | 5G NR (CP-OFDM, 1 RB, 100 MHz, 64QAM, 120 kHz) | 5G NR FR2 TDD | 8.12 | ±9.6 |
| 10880 | AAE | 5G NR (CP-OFDM, 100% RB, 100 MHz, 64QAM, 120 kHz) | 5G NR FR2 TDD | 8.38 | ±9.6 |
| 10881 | AAE | 5G NR (DFT-s-OFDM, 1 RB, 50 MHz, QPSK, 120 kHz) | 5G NR FR2 TDD | 5.75 | ±9.6 |
| 10882 | AAE | 5G NR (DFT-s-OFDM, 100% RB, 50 MHz, QPSK, 120 kHz) | 5G NR FR2 TDD | 5.96 | ±9.6 |
| 10883 | AAE | 5G NR (DFT-s-OFDM, 1 RB, 50 MHz, 16QAM, 120 kHz) | 5G NR FR2 TDD | 6.57 | ±9.6 |
| 10884 | AAE | 5G NR (DFT-s-OFDM, 100% RB, 50 MHz, 16QAM, 120 kHz) | 5G NR FR2 TDD | 6.53 | ±9.6 |
| 10885 | AAE | 5G NR (DFT-s-OFDM, 1 RB, 50 MHz, 64QAM, 120 kHz) | 5G NR FR2 TDD | 6.61 | ±9.6 |
| 10886 | AAE | 5G NR (DFT-s-OFDM, 100% RB, 50 MHz, 64QAM, 120 kHz) | 5G NR FR2 TDD | 6.65 | ±9.6 |
| 10887 | AAE | 5G NR (CP-OFDM, 1 RB, 50 MHz, QPSK, 120 kHz) | 5G NR FR2 TDD | 7.78 | ±9.6 |
| 10888 | AAE | 5G NR (CP-OFDM, 100% RB, 50 MHz, QPSK, 120 kHz) | 5G NR FR2 TDD | 8.35 | ±9.6 |
| 10889 | AAE | 5G NR (CP-OFDM, 1 RB, 50 MHz, 16QAM, 120 kHz) | 5G NR FR2 TDD | 8.02 | ±9.6 |
| 10890 | AAE | 5G NR (CP-OFDM, 100% RB, 50 MHz, 16QAM, 120 kHz) | 5G NR FR2 TDD | 8.40 | ±9.6 |
| 10891 | AAE | 5G NR (CP-OFDM, 1 RB, 50 MHz, 64QAM, 120 kHz) | 5G NR FR2 TDD | 8.13 | ±9.6 |
| 10892 | AAE | 5G NR (CP-OFDM, 100% RB, 50 MHz, 64QAM, 120 kHz) | 5G NR FR2 TDD | 8.41 | ±9.6 |
| 10897 | AAC | 5G NR (DFT-s-OFDM, 1 RB, 5 MHz, QPSK, 30 kHz) | 5G NR FR1 TDD | 5.66 | ±9.6 |
| 10898 | AAB | 5G NR (DFT-s-OFDM, 1 RB, 10 MHz, QPSK, 30 kHz) | 5G NR FR1 TDD | 5.67 | ±9.6 |
| 10899 | AAB | 5G NR (DFT-s-OFDM, 1 RB, 15 MHz, QPSK, 30 kHz) | 5G NR FR1 TDD | 5.67 | ±9.6 |
| 10900 | AAB | 5G NR (DFT-s-OFDM, 1 RB, 20 MHz, QPSK, 30 kHz) | 5G NR FR1 TDD | 5.68 | ±9.6 |
| 10901 | AAB | 5G NR (DFT-s-OFDM, 1 RB, 25 MHz, QPSK, 30 kHz) | 5G NR FR1 TDD | 5.68 | ±9.6 |
| 10902 | AAB | 5G NR (DFT-s-OFDM, 1 RB, 30 MHz, QPSK, 30 kHz) | 5G NR FR1 TDD | 5.68 | ±9.6 |
| 10903 | AAB | 5G NR (DFT-s-OFDM, 1 RB, 40 MHz, QPSK, 30 kHz) | 5G NR FR1 TDD | 5.68 | ±9.6 |
| 10904 | AAB | 5G NR (DFT-s-OFDM, 1 RB, 50 MHz, QPSK, 30 kHz) | 5G NR FR1 TDD | 5.68 | ±9.6 |
| 10906 | AAB | 5G NR (DFT-s-OFDM, 1 RB, 60 MHz, QPSK, 30 kHz) | 5G NR FR1 TDD | 5.68 | ±9.6 |
| 10906 | AAB | 5G NR (DFT-s-OFDM, 1 RB, 80 MHz, QPSK, 30 kHz) | 5G NR FR1 TDD | 5.68 | ±9.6 |
| 10907 | AAC | 5G NR (DFT-s-OFDM, 50% RB, 5 MHz, QPSK, 30 kHz) | 5G NR FR1 TDD | 5.78 | ±9.6 |
| 10908 | AAB | 5G NR (DFT-s-OFDM, 50% RB, 10 MHz, QPSK, 30 kHz) | 5G NR FR1 TDD | 5.93 | ±9.6 |
| 10909 | AAB | 5G NR (DFT-s-OFDM, 50% RB, 15 MHz, QPSK, 30 kHz) | 5G NR FR1 TDD | 5.95 | ±9.6 |
| 10910 | AAB | 5G NR (DFT-s-OFDM, 50% RB, 20 MHz, QPSK, 30 kHz) | 5G NR FR1 TDD | 5.83 | ±9.6 |

EX3DV4 - SN:7702

January 26, 2023

| UID | Rev | Communication System Name | Group | FAR (dB) | Unc ^E k = 2 |
|-------|-----|---|---------------|----------|------------------------|
| 10911 | AAB | 5G NR (DFT-s-OFDM, 50% RB, 25 MHz, QPSK, 30 kHz) | 5G NR FR1 TDD | 5.93 | ±0.6 |
| 10912 | AAB | 5G NR (DFT-s-OFDM, 50% RB, 30 MHz, QPSK, 30 kHz) | 5G NR FR1 TDD | 5.84 | ±0.6 |
| 10913 | AAB | 5G NR (DFT-s-OFDM, 50% RB, 40 MHz, QPSK, 30 kHz) | 5G NR FR1 TDD | 5.84 | ±0.6 |
| 10914 | AAB | 5G NR (DFT-s-OFDM, 50% RB, 50 MHz, QPSK, 30 kHz) | 5G NR FR1 TDD | 5.85 | ±0.6 |
| 10915 | AAB | 5G NR (DFT-s-OFDM, 50% RB, 60 MHz, QPSK, 30 kHz) | 5G NR FR1 TDD | 5.83 | ±0.6 |
| 10916 | AAB | 5G NR (DFT-s-OFDM, 50% RB, 80 MHz, QPSK, 30 kHz) | 5G NR FR1 TDD | 5.87 | ±0.6 |
| 10917 | AAB | 5G NR (DFT-s-OFDM, 50% RB, 100 MHz, QPSK, 30 kHz) | 5G NR FR1 TDD | 5.94 | ±0.6 |
| 10918 | AAC | 5G NR (DFT-s-OFDM, 100% RB, 5 MHz, QPSK, 30 kHz) | 5G NR FR1 TDD | 5.86 | ±0.6 |
| 10919 | AAB | 5G NR (DFT-s-OFDM, 100% RB, 10 MHz, QPSK, 30 kHz) | 5G NR FR1 TDD | 5.86 | ±0.6 |
| 10920 | AAB | 5G NR (DFT-s-OFDM, 100% RB, 15 MHz, QPSK, 30 kHz) | 5G NR FR1 TDD | 5.87 | ±0.6 |
| 10921 | AAB | 5G NR (DFT-s-OFDM, 100% RB, 20 MHz, QPSK, 30 kHz) | 5G NR FR1 TDD | 5.84 | ±0.6 |
| 10922 | AAB | 5G NR (DFT-s-OFDM, 100% RB, 25 MHz, QPSK, 30 kHz) | 5G NR FR1 TDD | 5.82 | ±0.6 |
| 10923 | AAB | 5G NR (DFT-s-OFDM, 100% RB, 30 MHz, QPSK, 30 kHz) | 5G NR FR1 TDD | 5.84 | ±0.6 |
| 10924 | AAB | 5G NR (DFT-s-OFDM, 100% RB, 40 MHz, QPSK, 30 kHz) | 5G NR FR1 TDD | 5.84 | ±0.6 |
| 10925 | AAB | 5G NR (DFT-s-OFDM, 100% RB, 50 MHz, QPSK, 30 kHz) | 5G NR FR1 TDD | 5.95 | ±0.6 |
| 10926 | AAB | 5G NR (DFT-s-OFDM, 100% RB, 60 MHz, QPSK, 30 kHz) | 5G NR FR1 TDD | 5.84 | ±0.6 |
| 10927 | AAB | 5G NR (DFT-s-OFDM, 100% RB, 80 MHz, QPSK, 30 kHz) | 5G NR FR1 TDD | 5.94 | ±0.6 |
| 10928 | AAC | 5G NR (DFT-s-OFDM, 1 RB, 5 MHz, QPSK, 15 kHz) | 5G NR FR1 FDD | 5.52 | ±0.6 |
| 10929 | AAC | 5G NR (DFT-s-OFDM, 1 RB, 10 MHz, QPSK, 15 kHz) | 5G NR FR1 FDD | 5.52 | ±0.6 |
| 10930 | AAC | 5G NR (DFT-s-OFDM, 1 RB, 15 MHz, QPSK, 15 kHz) | 5G NR FR1 FDD | 5.52 | ±0.6 |
| 10931 | AAC | 5G NR (DFT-s-OFDM, 1 RB, 20 MHz, QPSK, 15 kHz) | 5G NR FR1 FDD | 5.51 | ±0.6 |
| 10932 | AAC | 5G NR (DFT-s-OFDM, 1 RB, 25 MHz, QPSK, 15 kHz) | 5G NR FR1 FDD | 5.51 | ±0.6 |
| 10933 | AAC | 5G NR (DFT-s-OFDM, 1 RB, 30 MHz, QPSK, 15 kHz) | 5G NR FR1 FDD | 5.51 | ±0.6 |
| 10934 | AAC | 5G NR (DFT-s-OFDM, 1 RB, 40 MHz, QPSK, 15 kHz) | 5G NR FR1 FDD | 5.51 | ±0.6 |
| 10935 | AAD | 5G NR (DFT-s-OFDM, 1 RB, 50 MHz, QPSK, 15 kHz) | 5G NR FR1 FDD | 5.51 | ±0.6 |
| 10936 | AAC | 5G NR (DFT-s-OFDM, 50% RB, 5 MHz, QPSK, 15 kHz) | 5G NR FR1 FDD | 5.90 | ±0.6 |
| 10937 | AAC | 5G NR (DFT-s-OFDM, 50% RB, 10 MHz, QPSK, 15 kHz) | 5G NR FR1 FDD | 5.77 | ±0.6 |
| 10938 | AAC | 5G NR (DFT-s-OFDM, 50% RB, 15 MHz, QPSK, 15 kHz) | 5G NR FR1 FDD | 5.90 | ±0.6 |
| 10939 | AAC | 5G NR (DFT-s-OFDM, 50% RB, 20 MHz, QPSK, 15 kHz) | 5G NR FR1 FDD | 5.82 | ±0.6 |
| 10940 | AAC | 5G NR (DFT-s-OFDM, 50% RB, 25 MHz, QPSK, 15 kHz) | 5G NR FR1 FDD | 5.89 | ±0.6 |
| 10941 | AAC | 5G NR (DFT-s-OFDM, 50% RB, 30 MHz, QPSK, 15 kHz) | 5G NR FR1 FDD | 5.83 | ±0.6 |
| 10942 | AAC | 5G NR (DFT-s-OFDM, 50% RB, 40 MHz, QPSK, 15 kHz) | 5G NR FR1 FDD | 5.85 | ±0.6 |
| 10943 | AAD | 5G NR (DFT-s-OFDM, 50% RB, 50 MHz, QPSK, 15 kHz) | 5G NR FR1 FDD | 5.95 | ±0.6 |
| 10944 | AAC | 5G NR (DFT-s-OFDM, 100% RB, 5 MHz, QPSK, 15 kHz) | 5G NR FR1 FDD | 5.81 | ±0.6 |
| 10945 | AAC | 5G NR (DFT-s-OFDM, 100% RB, 10 MHz, QPSK, 15 kHz) | 5G NR FR1 FDD | 5.85 | ±0.6 |
| 10946 | AAC | 5G NR (DFT-s-OFDM, 100% RB, 15 MHz, QPSK, 15 kHz) | 5G NR FR1 FDD | 5.83 | ±0.6 |
| 10947 | AAC | 5G NR (DFT-s-OFDM, 100% RB, 20 MHz, QPSK, 15 kHz) | 5G NR FR1 FDD | 5.87 | ±0.6 |
| 10948 | AAC | 5G NR (DFT-s-OFDM, 100% RB, 25 MHz, QPSK, 15 kHz) | 5G NR FR1 FDD | 5.94 | ±0.6 |
| 10949 | AAC | 5G NR (DFT-s-OFDM, 100% RB, 30 MHz, QPSK, 15 kHz) | 5G NR FR1 FDD | 5.87 | ±0.6 |
| 10950 | AAC | 5G NR (DFT-s-OFDM, 100% RB, 40 MHz, QPSK, 15 kHz) | 5G NR FR1 FDD | 5.94 | ±0.6 |
| 10951 | AAD | 5G NR (DFT-s-OFDM, 100% RB, 50 MHz, QPSK, 15 kHz) | 5G NR FR1 FDD | 5.92 | ±0.6 |
| 10952 | AAA | 5G NR DL (CP-OFDM, TM 3.1, 5 MHz, 64-QAM, 15 kHz) | 5G NR FR1 FDD | 8.25 | ±0.6 |
| 10953 | AAA | 5G NR DL (CP-OFDM, TM 3.1, 10 MHz, 64-QAM, 15 kHz) | 5G NR FR1 FDD | 8.15 | ±0.6 |
| 10954 | AAA | 5G NR DL (CP-OFDM, TM 3.1, 15 MHz, 64-QAM, 15 kHz) | 5G NR FR1 FDD | 8.23 | ±0.6 |
| 10955 | AAA | 5G NR DL (CP-OFDM, TM 3.1, 20 MHz, 64-QAM, 15 kHz) | 5G NR FR1 FDD | 8.42 | ±0.6 |
| 10956 | AAA | 5G NR DL (CP-OFDM, TM 3.1, 5 MHz, 64-QAM, 30 kHz) | 5G NR FR1 FDD | 8.14 | ±0.6 |
| 10957 | AAA | 5G NR DL (CP-OFDM, TM 3.1, 10 MHz, 64-QAM, 30 kHz) | 5G NR FR1 FDD | 8.31 | ±0.6 |
| 10958 | AAA | 5G NR DL (CP-OFDM, TM 3.1, 15 MHz, 64-QAM, 30 kHz) | 5G NR FR1 FDD | 8.61 | ±0.6 |
| 10959 | AAA | 5G NR DL (CP-OFDM, TM 3.1, 20 MHz, 64-QAM, 30 kHz) | 5G NR FR1 FDD | 8.33 | ±0.6 |
| 10960 | AAC | 5G NR DL (CP-OFDM, TM 3.1, 5 MHz, 64-QAM, 15 kHz) | 5G NR FR1 TDD | 9.32 | ±0.6 |
| 10961 | AAB | 5G NR DL (CP-OFDM, TM 3.1, 10 MHz, 64-QAM, 15 kHz) | 5G NR FR1 TDD | 9.36 | ±0.6 |
| 10962 | AAB | 5G NR DL (CP-OFDM, TM 3.1, 15 MHz, 64-QAM, 15 kHz) | 5G NR FR1 TDD | 9.40 | ±0.6 |
| 10963 | AAB | 5G NR DL (CP-OFDM, TM 3.1, 20 MHz, 64-QAM, 15 kHz) | 5G NR FR1 TDD | 9.55 | ±0.6 |
| 10964 | AAC | 5G NR DL (CP-OFDM, TM 3.1, 5 MHz, 64-QAM, 30 kHz) | 5G NR FR1 TDD | 9.29 | ±0.6 |
| 10965 | AAB | 5G NR DL (CP-OFDM, TM 3.1, 10 MHz, 64-QAM, 30 kHz) | 5G NR FR1 TDD | 9.37 | ±0.6 |
| 10966 | AAB | 5G NR DL (CP-OFDM, TM 3.1, 15 MHz, 64-QAM, 30 kHz) | 5G NR FR1 TDD | 9.55 | ±0.6 |
| 10967 | AAB | 5G NR DL (CP-OFDM, TM 3.1, 20 MHz, 64-QAM, 30 kHz) | 5G NR FR1 TDD | 9.42 | ±0.6 |
| 10968 | AAB | 5G NR DL (CP-OFDM, TM 3.1, 100 MHz, 64-QAM, 30 kHz) | 5G NR FR1 TDD | 9.49 | ±0.6 |
| 10972 | AAB | 5G NR (CP-OFDM, 1 RB, 20 MHz, QPSK, 15 kHz) | 5G NR FR1 TDD | 11.59 | ±0.6 |
| 10973 | AAB | 5G NR (DFT-s-OFDM, 1 RB, 100 MHz, QPSK, 30 kHz) | 5G NR FR1 TDD | 9.06 | ±0.6 |
| 10974 | AAB | 5G NR (CP-OFDM, 100% RB, 100 MHz, 256-QAM, 30 kHz) | 5G NR FR1 TDD | 10.26 | ±0.6 |
| 10978 | AAA | ULLA BDR | ULLA | 1.16 | ±0.6 |
| 10979 | AAA | ULLA HDR4 | ULLA | 8.58 | ±0.6 |
| 10980 | AAA | ULLA HDR8 | ULLA | 10.32 | ±0.6 |
| 10981 | AAA | ULLA HDRp4 | ULLA | 3.19 | ±0.6 |
| 10982 | AAA | ULLA HDRp8 | ULLA | 3.43 | ±0.6 |

EX3DV4 - SN:7702

January 26, 2023

| UID | Rev | Communication System Name | Group | PAR (dB) | Unc ^E $k = 2$ |
|-------|-----|--|---------------|----------|--------------------------|
| 10983 | AAA | 5G NR DL (CP-OFDM, TM 3.1, 40 MHz, 64-QAM, 15 kHz) | 5G NR FR1 TDD | 9.31 | ±9.6 |
| 10984 | AAA | 5G NR DL (CP-OFDM, TM 3.1, 50 MHz, 64-QAM, 15 kHz) | 5G NR FR1 TDD | 9.42 | ±9.6 |
| 10985 | AAA | 5G NR DL (CP-OFDM, TM 3.1, 40 MHz, 64-QAM, 30 kHz) | 5G NR FR1 TDD | 9.54 | ±9.6 |
| 10986 | AAA | 5G NR DL (CP-OFDM, TM 3.1, 50 MHz, 64-QAM, 30 kHz) | 5G NR FR1 TDD | 9.50 | ±9.6 |
| 10987 | AAA | 5G NR DL (CP-OFDM, TM 3.1, 60 MHz, 64-QAM, 30 kHz) | 5G NR FR1 TDD | 9.53 | ±9.6 |
| 10988 | AAA | 5G NR DL (CP-OFDM, TM 3.1, 70 MHz, 64-QAM, 30 kHz) | 5G NR FR1 TDD | 9.38 | ±9.6 |
| 10989 | AAA | 5G NR DL (CP-OFDM, TM 3.1, 80 MHz, 64-QAM, 30 kHz) | 5G NR FR1 TDD | 9.53 | ±9.6 |
| 10990 | AAA | 5G NR DL (CP-OFDM, TM 3.1, 80 MHz, 64-QAM, 30 kHz) | 5G NR FR1 TDD | 9.52 | ±9.6 |

^E Uncertainty is determined using the max. deviation from linear response applying rectangular distribution and is expressed for the square of the field value.

Calibration Laboratory of
 Schmid & Partner
 Engineering AG
 Zeughausstrasse 43, 8004 Zurich, Switzerland



S Schweizerischer Kalibrierdienst
 C Service suisse d'étalonnage
 S Servizio svizzero di taratura
 S Swiss Calibration Service

Accredited by the Swiss Accreditation Service (SAS)
 The Swiss Accreditation Service is one of the signatories to the EA
 Multilateral Agreement for the recognition of calibration certificates

Accreditation No.: **SCS 0108**

Client **HCT**
 Gyeonggi-do, Republic of Korea

Certificate No. **EX-3903_Jul23**

CALIBRATION CERTIFICATE

Object **EX3DV4 - SN:3903**

Calibration procedure(s) **QA CAL-01.v10, QA CAL-12.v10, QA CAL-14.v7, QA CAL-23.v6,
 QA CAL-25.v8
 Calibration procedure for dosimetric E-field probes**

Calibration date **July 19, 2023**

This calibration certificate documents the traceability to national standards, which realize the physical units of measurements (SI).
 The measurements and the uncertainties with confidence probability are given on the following pages and are part of the certificate.
 All calibrations have been conducted in the closed laboratory facility: environment temperature (22 ± 3) °C and humidity < 70%.
 Calibration Equipment used (M&TE critical for calibration)

| Primary Standards | ID | Cal Date (Certificate No.) | Scheduled Calibration |
|----------------------------|------------------|-----------------------------------|-----------------------|
| Power meter NRP2 | SN: 104778 | 30-Mar-23 (No. 217-03804/03805) | Mar-24 |
| Power sensor NRP-Z91 | SN: 103244 | 30-Mar-23 (No. 217-03804) | Mar-24 |
| OCP DAK 3.5 (weighted) | SN: 1249 | 20-Oct-22 (OCP-DAK3.5-1249_Oct22) | Oct-23 |
| OCP DAK-12 | SN: 1018 | 20-Oct-22 (OCP-DAK12-1018_Oct22) | Oct-23 |
| Reference 20 dB Attenuator | SN: CC2552 (20x) | 30-Mar-23 (No. 217-03809) | Mar-24 |
| DAE4 | SN: 660 | 16-Mar-23 (No. DAE4-660_Mar23) | Mar-24 |
| Reference Probe ES3DV2 | SN: 3013 | 06-Jan-23 (No. ES3-3013_Jan23) | Jan-24 |

| Secondary Standards | ID | Check Date (in house) | Scheduled Check |
|-------------------------|------------------|-----------------------------------|------------------------|
| Power meter E4419B | SN: GB41293874 | 06-Apr-16 (in house check Jun-22) | In house check: Jun-24 |
| Power sensor E4412A | SN: MY41498087 | 06-Apr-16 (in house check Jun-22) | In house check: Jun-24 |
| Power sensor E4412A | SN: 000110210 | 06-Apr-16 (in house check Jun-22) | In house check: Jun-24 |
| RF generator HP 8648C | SN: US3642U01700 | 04-Aug-99 (in house check Jun-22) | In house check: Jun-24 |
| Network Analyzer E8358A | SN: US41080477 | 31-Mar-14 (in house check Oct-22) | In house check: Oct-24 |

Calibrated by **Jeffrey Katzman** (Name), **Laboratory Technician** (Function), *[Signature]* (Signature)

Approved by **Sven Kühn** (Name), **Technical Manager** (Function), *[Signature]* (Signature)

Issued: July 20, 2023

This calibration certificate shall not be reproduced except in full without written approval of the laboratory.

Certificate No: EX-3903_Jul23

Page 1 of 22

| | | |
|---|--------------------|--------------------|
| 결 | 담당자 | 확인자 |
| 재 | <i>[Signature]</i> | <i>[Signature]</i> |
| 일 | 2023 / 08.24 | 2023 / 08.04 |

**Calibration Laboratory of
Schmid & Partner
Engineering AG**
Zeughausstrasse 43, 8004 Zurich, Switzerland



S Schweizerischer Kalibrierdienst
C Service suisse d'étalonnage
S Servizio svizzero di taratura
S Swiss Calibration Service

Accredited by the Swiss Accreditation Service (SAS)
The Swiss Accreditation Service is one of the signatories to the EA
Multilateral Agreement for the recognition of calibration certificates

Accreditation No.: **SCS 0108**

Glossary

| | |
|-----------------------|--|
| TSL | tissue simulating liquid |
| NORM _{x,y,z} | sensitivity in free space |
| ConvF | sensitivity in TSL / NORM _{x,y,z} |
| DCP | diode compression point |
| CF | crest factor (1/duty_cycle) of the RF signal |
| A, B, C, D | modulation dependent linearization parameters |
| Polarization ψ | ψ rotation around probe axis |
| Polarization θ | θ rotation around an axis that is in the plane normal to probe axis (at measurement center), i.e., $\theta = 0$ is normal to probe axis |
| Connector Angle | information used in DASY system to align probe sensor X to the robot coordinate system |

Calibration is Performed According to the Following Standards:

- a) IEC/IEEE 62209-1528, "Measurement Procedure For The Assessment Of Specific Absorption Rate Of Human Exposure To Radio Frequency Fields From Hand-Held And Body-Worn Wireless Communication Devices – Part 1528: Human Models, Instrumentation And Procedures (Frequency Range of 4 MHz to 10 GHz)", October 2020.
- b) KDB 865664, "SAR Measurement Requirements for 100 MHz to 6 GHz"

Methods Applied and Interpretation of Parameters:

- **NORM_{x,y,z}**: Assessed for E-field polarization $\theta = 0$ ($f \leq 900$ MHz in TEM-cell; $f > 1800$ MHz: R22 waveguide). NORM_{x,y,z} are only intermediate values, i.e., the uncertainties of NORM_{x,y,z} does not affect the E²-field uncertainty inside TSL (see below ConvF).
- **NORM(f)_{x,y,z} = NORM_{x,y,z} * frequency_response** (see Frequency Response Chart). This linearization is implemented in DASY4 software versions later than 4.2. The uncertainty of the frequency response is included in the stated uncertainty of ConvF.
- **DCP_{x,y,z}**: DCP are numerical linearization parameters assessed based on the data of power sweep with CW signal. DCP does not depend on frequency nor media.
- **PAR**: PAR is the Peak to Average Ratio that is not calibrated but determined based on the signal characteristics
- **A_{x,y,z}; B_{x,y,z}; C_{x,y,z}; D_{x,y,z}; VR_{x,y,z}**: A, B, C, D are numerical linearization parameters assessed based on the data of power sweep for specific modulation signal. The parameters do not depend on frequency nor media. VR is the maximum calibration range expressed in RMS voltage across the diode.
- **ConvF and Boundary Effect Parameters**: Assessed in flat phantom using E-field (or Temperature Transfer Standard for $f \leq 800$ MHz) and inside waveguide using analytical field distributions based on power measurements for $f > 800$ MHz. The same setups are used for assessment of the parameters applied for boundary compensation (alpha, depth) of which typical uncertainty values are given. These parameters are used in DASY4 software to improve probe accuracy close to the boundary. The sensitivity in TSL corresponds to NORM_{x,y,z} * ConvF whereby the uncertainty corresponds to that given for ConvF. A frequency dependent ConvF is used in DASY version 4.4 and higher which allows extending the validity from ± 50 MHz to ± 100 MHz.
- **Spherical isotropy (3D deviation from isotropy)**: in a field of low gradients realized using a flat phantom exposed by a patch antenna.
- **Sensor Offset**: The sensor offset corresponds to the offset of virtual measurement center from the probe tip (on probe axis). No tolerance required.
- **Connector Angle**: The angle is assessed using the information gained by determining the NORM_x (no uncertainty required).

EX3DV4 - SN:3903

July 19, 2023

Parameters of Probe: EX3DV4 - SN:3903

Basic Calibration Parameters

| | Sensor X | Sensor Y | Sensor Z | Unc (k = 2) |
|---|----------|----------|----------|-------------|
| Norm ($\mu\text{V}/(\text{V}/\text{m})^2$) ^A | 0.41 | 0.35 | 0.66 | ±10.1% |
| DCP (mV) ^B | 101.0 | 106.8 | 104.4 | ±4.7% |

Calibration Results for Modulation Response

| UID | Communication System Name | | A dB | B dB $\sqrt{\mu\text{V}}$ | C | D dB | VR mV | Max dev. | Max Unc ^E k = 2 |
|-------|-----------------------------|---|---------|------------------------------|-------|---------|----------|-------------|----------------------------------|
| 0 | CW | X | 0.00 | 0.00 | 1.00 | 0.00 | 126.9 | ±1.3% | ±4.7% |
| | | Y | 0.00 | 0.00 | 1.00 | | 138.4 | | |
| | | Z | 0.00 | 0.00 | 1.00 | | 133.3 | | |
| 10352 | Pulse Waveform (200Hz, 10%) | X | 20.00 | 89.94 | 20.25 | 10.00 | 60.0 | ±2.8% | ±9.6% |
| | | Y | 10.00 | 80.00 | 17.00 | | 60.0 | | |
| | | Z | 1.40 | 60.00 | 5.88 | | 60.0 | | |
| 10353 | Pulse Waveform (200Hz, 20%) | X | 20.00 | 90.65 | 19.62 | 6.99 | 80.0 | ±2.6% | ±9.6% |
| | | Y | 2.80 | 68.39 | 11.38 | | 80.0 | | |
| | | Z | 0.82 | 60.00 | 4.69 | | 80.0 | | |
| 10354 | Pulse Waveform (200Hz, 40%) | X | 20.00 | 93.04 | 19.51 | 3.98 | 95.0 | ±2.6% | ±9.6% |
| | | Y | 1.42 | 65.81 | 8.99 | | 95.0 | | |
| | | Z | 0.20 | 146.82 | 0.01 | | 95.0 | | |
| 10355 | Pulse Waveform (200Hz, 60%) | X | 20.00 | 95.53 | 19.39 | 2.22 | 120.0 | ±1.6% | ±9.6% |
| | | Y | 0.41 | 60.55 | 5.52 | | 120.0 | | |
| | | Z | 6.52 | 160.00 | 12.54 | | 120.0 | | |
| 10387 | QPSK Waveform, 1 MHz | X | 1.62 | 65.67 | 14.63 | 1.00 | 150.0 | ±3.9% | ±9.6% |
| | | Y | 1.41 | 65.09 | 13.77 | | 150.0 | | |
| | | Z | 0.46 | 62.17 | 11.34 | | 150.0 | | |
| 10388 | QPSK Waveform, 10 MHz | X | 2.16 | 67.69 | 15.39 | 0.00 | 150.0 | ±1.0% | ±9.6% |
| | | Y | 1.90 | 66.55 | 14.67 | | 150.0 | | |
| | | Z | 1.23 | 65.05 | 13.30 | | 150.0 | | |
| 10396 | 64-QAM Waveform, 100 kHz | X | 3.07 | 71.40 | 18.99 | 3.01 | 150.0 | ±1.0% | ±9.6% |
| | | Y | 3.05 | 72.18 | 19.14 | | 150.0 | | |
| | | Z | 1.66 | 64.29 | 15.86 | | 150.0 | | |
| 10399 | 64-QAM Waveform, 40 MHz | X | 3.46 | 67.04 | 15.61 | 0.00 | 150.0 | ±2.5% | ±9.6% |
| | | Y | 3.25 | 66.47 | 15.19 | | 150.0 | | |
| | | Z | 2.72 | 65.89 | 14.83 | | 150.0 | | |
| 10414 | WLAN CCDF, 64-QAM, 40 MHz | X | 4.84 | 65.62 | 15.42 | 0.00 | 150.0 | ±4.6% | ±9.6% |
| | | Y | 4.60 | 65.33 | 15.17 | | 150.0 | | |
| | | Z | 3.83 | 66.28 | 15.34 | | 150.0 | | |

Note: For details on UID parameters see Appendix

The reported uncertainty of measurement is stated as the standard uncertainty of measurement multiplied by the coverage factor k=2, which for a normal distribution corresponds to a coverage probability of approximately 95%.

^A The uncertainties of Norm X,Y,Z do not affect the E²-field uncertainty inside TSL (see Pages 5 and 6).

^B Linearization parameter uncertainty for maximum specified field strength.

^E Uncertainty is determined using the max. deviation from linear response applying rectangular distribution and is expressed for the square of the field value.

EX3DV4 - SN:3903

July 19, 2023

Parameters of Probe: EX3DV4 - SN:3903

Sensor Model Parameters

| | C1 fF | C2 fF | α V ⁻¹ | T1 ms V ⁻² | T2 ms V ⁻¹ | T3 ms | T4 V ⁻² | T5 V ⁻¹ | T6 |
|---|----------|----------|-----------------------------|--------------------------|--------------------------|----------|-----------------------|-----------------------|------|
| x | 47.9 | 351.79 | 34.53 | 19.84 | 0.12 | 5.10 | 1.37 | 0.24 | 1.01 |
| y | 39.3 | 284.46 | 33.61 | 9.56 | 0.89 | 5.00 | 1.83 | 0.12 | 1.01 |
| z | 9.3 | 66.97 | 33.34 | 3.28 | 0.00 | 4.90 | 0.36 | 0.02 | 1.00 |

Other Probe Parameters

| | |
|---|------------|
| Sensor Arrangement | Triangular |
| Connector Angle | -83.6° |
| Mechanical Surface Detection Mode | enabled |
| Optical Surface Detection Mode | disabled |
| Probe Overall Length | 337 mm |
| Probe Body Diameter | 10 mm |
| Tip Length | 9 mm |
| Tip Diameter | 2.5 mm |
| Probe Tip to Sensor X Calibration Point | 1 mm |
| Probe Tip to Sensor Y Calibration Point | 1 mm |
| Probe Tip to Sensor Z Calibration Point | 1 mm |
| Recommended Measurement Distance from Surface | 1.4 mm |

Note: Measurement distance from surface can be increased to 3-4 mm for an Area Scan job.

EX3DV4 - SN:3903

July 19, 2023

Parameters of Probe: EX3DV4 - SN:3903

Calibration Parameter Determined in Head Tissue Simulating Media

| f (MHz) ^C | Relative Permittivity ^F | Conductivity ^F (S/m) | ConvF X | ConvF Y | ConvF Z | Alpha ^G | Depth ^G (mm) | Unc (k = 2) |
|----------------------|------------------------------------|---------------------------------|---------|---------|---------|--------------------|-------------------------|-------------|
| 150 | 52.3 | 0.76 | 12.69 | 12.69 | 12.69 | 0.00 | 1.25 | ±13.3% |
| 450 | 43.5 | 0.87 | 11.17 | 11.17 | 11.17 | 0.16 | 1.30 | ±13.3% |
| 750 | 41.9 | 0.89 | 10.32 | 10.28 | 9.48 | 0.40 | 1.27 | ±12.0% |
| 835 | 41.5 | 0.90 | 9.79 | 8.99 | 8.89 | 0.40 | 1.27 | ±12.0% |
| 900 | 41.5 | 0.97 | 9.88 | 9.13 | 9.26 | 0.40 | 1.27 | ±12.0% |
| 1450 | 40.5 | 1.20 | 8.38 | 7.95 | 8.06 | 0.55 | 1.27 | ±12.0% |
| 1750 | 40.1 | 1.37 | 8.93 | 8.41 | 8.50 | 0.30 | 1.27 | ±12.0% |
| 1900 | 40.0 | 1.40 | 8.41 | 7.93 | 8.06 | 0.32 | 1.27 | ±12.0% |
| 2300 | 39.5 | 1.67 | 8.06 | 7.61 | 7.76 | 0.34 | 1.27 | ±12.0% |
| 2450 | 39.2 | 1.80 | 7.84 | 7.38 | 7.55 | 0.33 | 1.27 | ±12.0% |
| 2600 | 39.0 | 1.96 | 7.87 | 7.41 | 7.60 | 0.32 | 1.27 | ±12.0% |
| 3300 | 38.2 | 2.71 | 7.29 | 6.79 | 6.95 | 0.37 | 1.27 | ±14.0% |
| 3500 | 37.9 | 2.91 | 7.12 | 6.66 | 6.81 | 0.37 | 1.27 | ±14.0% |
| 3700 | 37.7 | 3.12 | 7.11 | 6.68 | 6.84 | 0.39 | 1.27 | ±14.0% |
| 3900 | 37.5 | 3.32 | 7.16 | 6.69 | 6.89 | 0.39 | 1.27 | ±14.0% |
| 4100 | 37.2 | 3.53 | 6.97 | 6.51 | 6.68 | 0.40 | 1.27 | ±14.0% |
| 4400 | 36.9 | 3.84 | 6.66 | 6.22 | 6.39 | 0.41 | 1.27 | ±14.0% |
| 4600 | 36.7 | 4.04 | 6.65 | 6.20 | 6.38 | 0.41 | 1.27 | ±14.0% |
| 4800 | 36.4 | 4.25 | 6.70 | 6.26 | 6.44 | 0.40 | 1.27 | ±14.0% |
| 5250 | 35.9 | 4.71 | 5.77 | 5.48 | 5.61 | 0.36 | 1.62 | ±14.0% |
| 5600 | 35.5 | 5.07 | 5.03 | 4.68 | 4.80 | 0.41 | 1.67 | ±14.0% |
| 5750 | 35.4 | 5.22 | 5.26 | 4.86 | 5.01 | 0.39 | 1.75 | ±14.0% |
| 5800 | 35.3 | 5.27 | 5.17 | 4.79 | 4.92 | 0.39 | 1.78 | ±14.0% |

^C Frequency validity above 300 MHz of ±100 MHz only applies for DASy v4.4 and higher (see Page 2), else it is restricted to ±50 MHz. The uncertainty is the RSS of the ConvF uncertainty at calibration frequency and the uncertainty for the indicated frequency band. Frequency validity below 300 MHz is ±10, 25, 40, 50 and 70 MHz for ConvF assessments at 30, 64, 128, 150 and 220 MHz respectively. Validity of ConvF assessed at 5 MHz is 4–9 MHz, and ConvF assessed at 13 MHz is 9–19 MHz. Above 5 GHz frequency validity can be extended to ±110 MHz.

^F The probes are calibrated using tissue simulating liquids (TSL) that deviate for ϵ and σ by less than ±5% from the target values (typically better than ±3%) and are valid for TSL with deviations of up to ±10%. If TSL with deviations from the target of less than ±5% are used, the calibration uncertainties are 11.1% for 0.7 - 3 GHz and 13.1% for 3 - 5 GHz.

^G Alpha/Depth are determined during calibration. SPEAG warrants that the remaining deviation due to the boundary effect after compensation is always less than ±1% for frequencies below 3 GHz and below ±2% for frequencies between 3–6 GHz at any distance larger than half the probe tip diameter from the boundary.

EX3DV4 - SN:3903

July 19, 2023

Parameters of Probe: EX3DV4 - SN:3903**Calibration Parameter Determined in Head Tissue Simulating Media**

| f (MHz) ^C | Relative Permittivity ^F | Conductivity ^F (S/m) | ConvF X | ConvF Y | ConvF Z | Alpha ^G | Depth ^G (mm) | Unc (k = 2) |
|----------------------|------------------------------------|---------------------------------|---------|---------|---------|--------------------|-------------------------|-------------|
| 6500 | 34.5 | 6.07 | 5.44 | 5.12 | 5.29 | 0.20 | 2.00 | ±18.6% |
| 7000 | 33.9 | 6.65 | 5.74 | 5.41 | 5.55 | 0.20 | 2.00 | ±18.6% |
| 8000 | 32.7 | 7.84 | 5.55 | 5.22 | 5.35 | 0.44 | 1.41 | ±18.6% |
| 9000 | 31.6 | 9.08 | 5.46 | 5.25 | 5.35 | 0.45 | 1.60 | ±18.6% |

^C Frequency validity at 6.5 GHz is $-600/+700$ MHz, and ± 700 MHz at or above 7 GHz. The uncertainty is the RSS of the ConvF uncertainty at calibration frequency and the uncertainty for the indicated frequency band.

^F The probes are calibrated using tissue simulating liquids (TSL) that deviate for ϵ and σ by less than $\pm 10\%$ from the target values (typically better than $\pm 6\%$) and are valid for TSL with deviations of up to $\pm 10\%$.

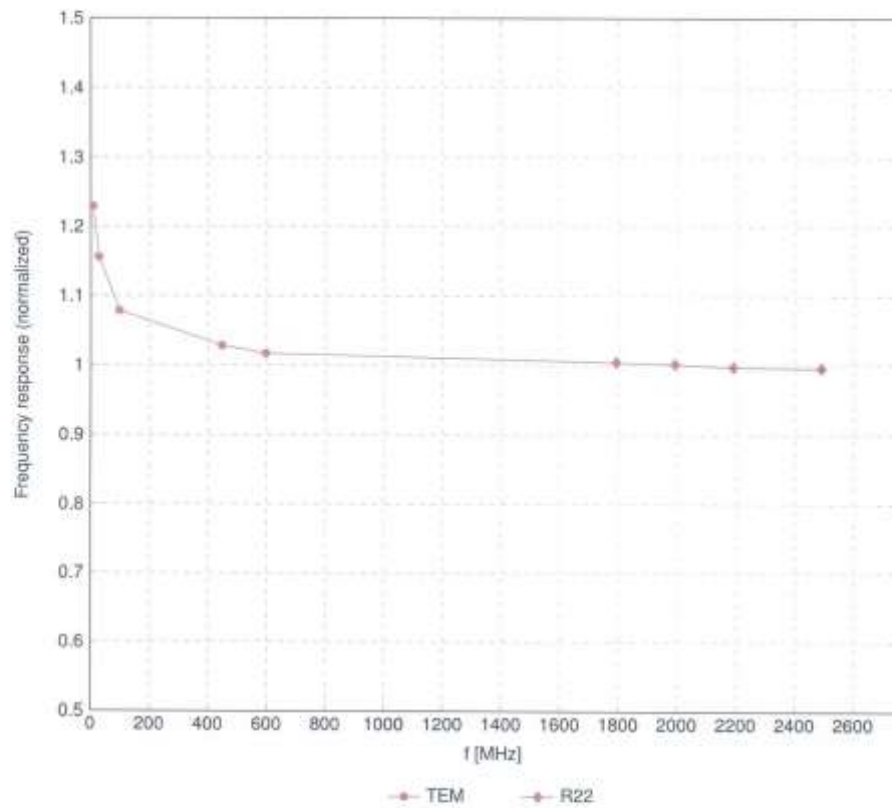
^G Alpha/Depth are determined during calibration. SPEAG warrants that the remaining deviation due to the boundary effect after compensation is always less than $\pm 1\%$ for frequencies below 3 GHz; below $\pm 2\%$ for frequencies between 3–6 GHz; and below $\pm 4\%$ for frequencies between 6–10 GHz at any distance larger than half the probe tip diameter from the boundary.

EX3DV4 - SN:3903

July 19, 2023

Frequency Response of E-Field

(TEM-Cell:if110 EXX, Waveguide:R22)

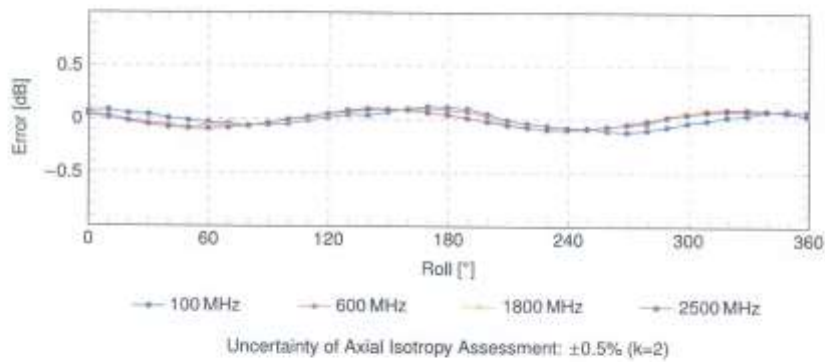
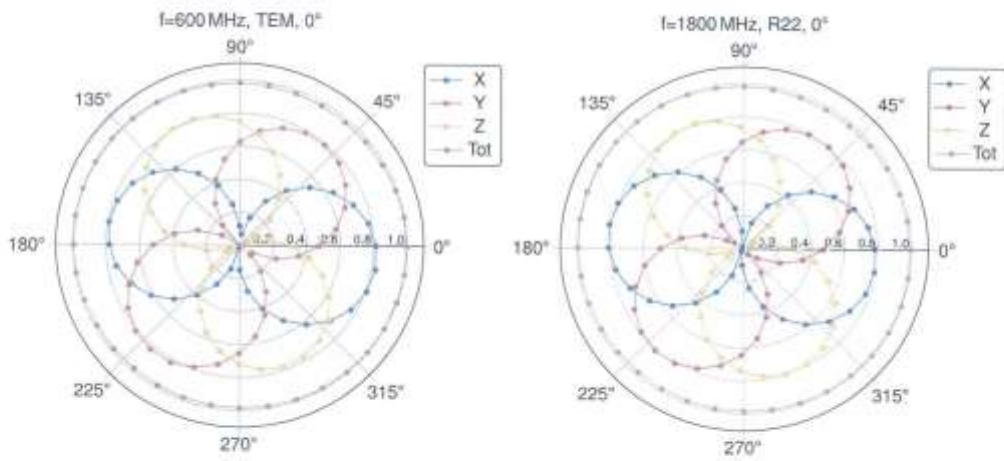


Uncertainty of Frequency Response of E-field: $\pm 6.3\%$ (k=2)

EX3DV4 - SN:3903

July 19, 2023

Receiving Pattern (ϕ), $\theta = 0^\circ$

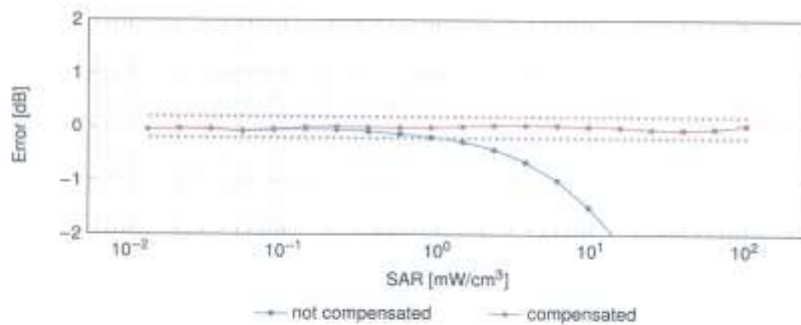
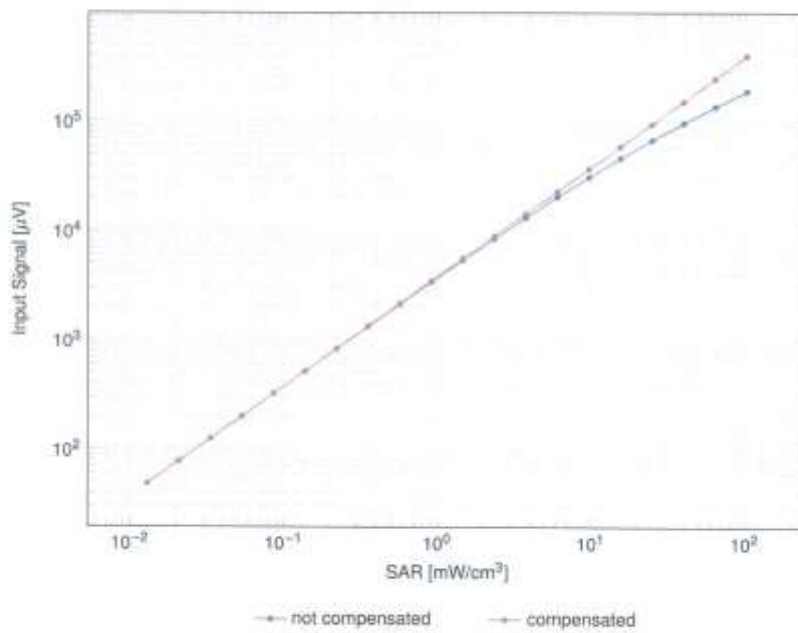


EX3DV4 - SN:3903

July 19, 2023

Dynamic Range f(SAR_{head})

(TEM cell, $f_{eval} = 1900$ MHz)

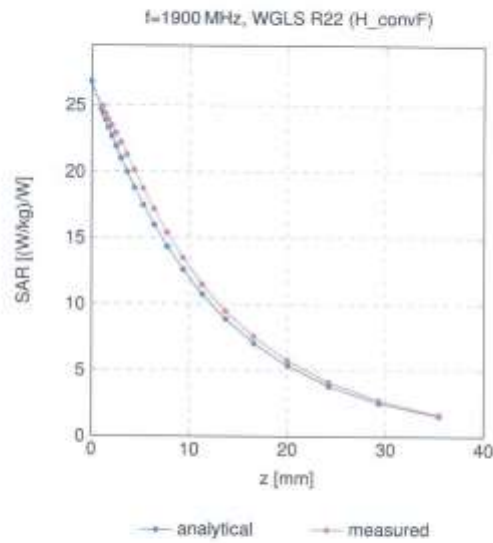


Uncertainty of Linearity Assessment: $\pm 0.6\%$ ($k=2$)

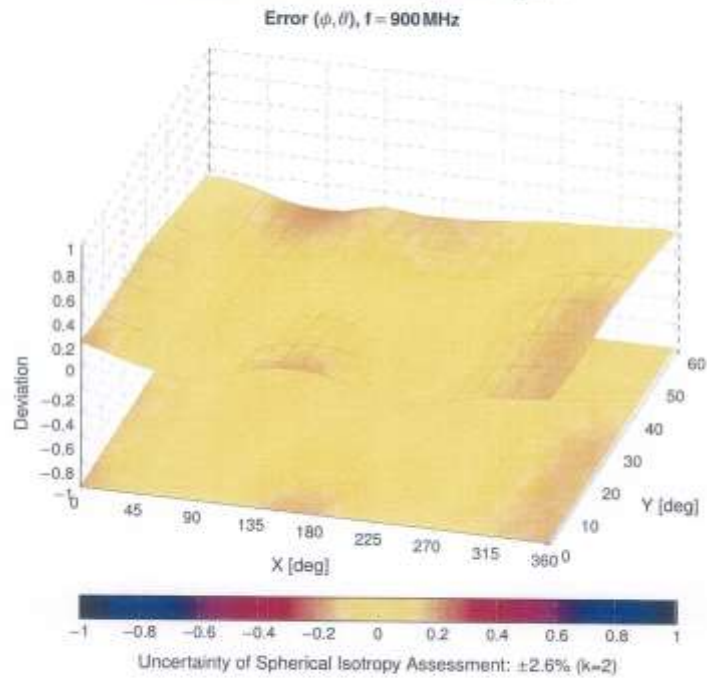
EX3DV4 - SN:3903

July 19, 2023

Conversion Factor Assessment



Deviation from Isotropy in Liquid



EX3DV4 - SN:3903

July 19, 2023

Appendix: Modulation Calibration Parameters

| UID | Rev | Communication System Name | Group | PAR (dB) | Unc ^k k = 2 |
|-------|-----|---|-----------|----------|------------------------|
| 0 | | CW | CW | 0.00 | ±4.7 |
| 10010 | CAB | SAR Validation (Square, 100ms, 10ms) | Test | 10.00 | ±9.6 |
| 10011 | CAC | UMTS-FDD (WCDMA) | WCDMA | 2.91 | ±9.6 |
| 10012 | CAB | IEEE 802.11b WiFi 2.4 GHz (DSSS, 1 Mbps) | WLAN | 1.87 | ±9.6 |
| 10013 | CAB | IEEE 802.11g WiFi 2.4 GHz (DSSS-OFDM, 6 Mbps) | WLAN | 9.46 | ±9.6 |
| 10021 | DAC | GSM-FDD (TDMA, GMSK) | GSM | 9.39 | ±9.6 |
| 10023 | DAC | GPRS-FDD (TDMA, GMSK, TN 0) | GSM | 9.57 | ±9.6 |
| 10024 | DAC | GPRS-FDD (TDMA, GMSK, TN 0-1) | GSM | 6.56 | ±9.6 |
| 10025 | DAC | EDGE-FDD (TDMA, 8PSK, TN 0) | GSM | 12.62 | ±9.6 |
| 10026 | DAC | EDGE-FDD (TDMA, 8PSK, TN 0-1) | GSM | 9.55 | ±9.6 |
| 10027 | DAC | GPRS-FDD (TDMA, GMSK, TN 0-1-2) | GSM | 4.80 | ±9.6 |
| 10028 | DAC | GPRS-FDD (TDMA, GMSK, TN 0-1-2-3) | GSM | 3.55 | ±9.6 |
| 10029 | DAC | EDGE-FDD (TDMA, 8PSK, TN 0-1-2) | GSM | 7.78 | ±9.6 |
| 10030 | CAA | IEEE 802.15.1 Bluetooth (GFSK, DH1) | Bluetooth | 5.30 | ±9.6 |
| 10031 | CAA | IEEE 802.15.1 Bluetooth (GFSK, DH3) | Bluetooth | 1.87 | ±9.6 |
| 10032 | CAA | IEEE 802.15.1 Bluetooth (GFSK, DH5) | Bluetooth | 1.16 | ±9.6 |
| 10033 | CAA | IEEE 802.15.1 Bluetooth (PI4-QPSK, DH1) | Bluetooth | 7.74 | ±9.6 |
| 10034 | CAA | IEEE 802.15.1 Bluetooth (PI4-QPSK, DH3) | Bluetooth | 4.53 | ±9.6 |
| 10035 | CAA | IEEE 802.15.1 Bluetooth (PI4-QPSK, DH5) | Bluetooth | 3.83 | ±9.6 |
| 10036 | CAA | IEEE 802.15.1 Bluetooth (8-PSK, DH1) | Bluetooth | 8.01 | ±9.6 |
| 10037 | CAA | IEEE 802.15.1 Bluetooth (8-PSK, DH3) | Bluetooth | 4.77 | ±9.6 |
| 10038 | CAA | IEEE 802.15.1 Bluetooth (8-PSK, DH5) | Bluetooth | 4.10 | ±9.6 |
| 10039 | CAB | CDMA2000 (1xRTT, RC1) | CDMA2000 | 4.57 | ±9.6 |
| 10042 | CAB | IS-54 / IS-136 FDD (TDMA/FDM, PI4-QPSK, Halfrate) | AMPS | 7.78 | ±9.6 |
| 10044 | CAA | IS-91/EIA/TIA-553 FDD (FDMA, FM) | AMPS | 0.00 | ±9.6 |
| 10046 | CAA | DECT (TDD, TDMA/FDM, GFSK, Full Slot, 24) | DECT | 13.80 | ±9.6 |
| 10049 | CAA | DECT (TDD, TDMA/FDM, GFSK, Double Slot, 12) | DECT | 10.79 | ±9.6 |
| 10056 | CAA | UMTS-TDD (TD-SCDMA, 1.28 Mbps) | TD-SCDMA | 11.01 | ±9.6 |
| 10058 | DAC | EDGE-FDD (TDMA, 8PSK, TN 0-1-2-3) | GSM | 6.52 | ±9.6 |
| 10059 | CAB | IEEE 802.11b WiFi 2.4 GHz (DSSS, 2 Mbps) | WLAN | 2.12 | ±9.6 |
| 10060 | CAB | IEEE 802.11b WiFi 2.4 GHz (DSSS, 5.5 Mbps) | WLAN | 2.83 | ±9.6 |
| 10081 | CAB | IEEE 802.11b WiFi 2.4 GHz (DSSS, 11 Mbps) | WLAN | 3.66 | ±9.6 |
| 10062 | CAD | IEEE 802.11a/h WiFi 5 GHz (OFDM, 6 Mbps) | WLAN | 8.68 | ±9.6 |
| 10063 | CAD | IEEE 802.11a/h WiFi 5 GHz (OFDM, 9 Mbps) | WLAN | 8.63 | ±9.6 |
| 10064 | CAD | IEEE 802.11a/h WiFi 5 GHz (OFDM, 12 Mbps) | WLAN | 9.09 | ±9.6 |
| 10065 | CAD | IEEE 802.11a/h WiFi 5 GHz (OFDM, 18 Mbps) | WLAN | 9.00 | ±9.6 |
| 10066 | CAD | IEEE 802.11a/h WiFi 5 GHz (OFDM, 24 Mbps) | WLAN | 9.38 | ±9.6 |
| 10067 | CAD | IEEE 802.11a/h WiFi 5 GHz (OFDM, 36 Mbps) | WLAN | 10.12 | ±9.6 |
| 10068 | CAD | IEEE 802.11a/h WiFi 5 GHz (OFDM, 48 Mbps) | WLAN | 10.24 | ±9.6 |
| 10069 | CAD | IEEE 802.11a/h WiFi 5 GHz (OFDM, 54 Mbps) | WLAN | 10.56 | ±9.6 |
| 10071 | CAB | IEEE 802.11g WiFi 2.4 GHz (DSSS/OFDM, 9 Mbps) | WLAN | 9.83 | ±9.6 |
| 10072 | CAB | IEEE 802.11g WiFi 2.4 GHz (DSSS/OFDM, 12 Mbps) | WLAN | 9.62 | ±9.6 |
| 10073 | CAB | IEEE 802.11g WiFi 2.4 GHz (DSSS/OFDM, 18 Mbps) | WLAN | 9.94 | ±9.6 |
| 10074 | CAB | IEEE 802.11g WiFi 2.4 GHz (DSSS/OFDM, 24 Mbps) | WLAN | 10.30 | ±9.6 |
| 10075 | CAB | IEEE 802.11g WiFi 2.4 GHz (DSSS/OFDM, 36 Mbps) | WLAN | 10.77 | ±9.6 |
| 10076 | CAB | IEEE 802.11g WiFi 2.4 GHz (DSSS/OFDM, 48 Mbps) | WLAN | 10.94 | ±9.6 |
| 10077 | CAB | IEEE 802.11g WiFi 2.4 GHz (DSSS/OFDM, 54 Mbps) | WLAN | 11.00 | ±9.6 |
| 10081 | CAB | CDMA2000 (1xRTT, RC3) | CDMA2000 | 3.97 | ±9.6 |
| 10082 | CAB | IS-54 / IS-136 FDD (TDMA/FDM, PI4-QPSK, Fullrate) | AMPS | 4.77 | ±9.6 |
| 10090 | DAC | GPRS-FDD (TDMA, GMSK, TN 0-4) | GSM | 6.56 | ±9.6 |
| 10097 | CAC | UMTS-FDD (HSDPA) | WCDMA | 3.98 | ±9.6 |
| 10098 | CAC | UMTS-FDD (HSUPA, Subtest 2) | WCDMA | 3.98 | ±9.6 |
| 10099 | DAC | EDGE-FDD (TDMA, 8PSK, TN 0-4) | GSM | 9.55 | ±9.6 |
| 10100 | CAF | LTE-FDD (SC-FDMA, 100% RB, 20 MHz, QPSK) | LTE-FDD | 5.67 | ±9.6 |
| 10101 | CAF | LTE-FDD (SC-FDMA, 100% RB, 20 MHz, 16-QAM) | LTE-FDD | 6.42 | ±9.6 |
| 10102 | CAF | LTE-FDD (SC-FDMA, 100% RB, 20 MHz, 64-QAM) | LTE-FDD | 6.60 | ±9.6 |
| 10103 | CAH | LTE-TDD (SC-FDMA, 100% RB, 20 MHz, QPSK) | LTE-TDD | 9.29 | ±9.6 |
| 10104 | CAH | LTE-TDD (SC-FDMA, 100% RB, 20 MHz, 16-QAM) | LTE-TDD | 9.97 | ±9.6 |
| 10105 | CAH | LTE-TDD (SC-FDMA, 100% RB, 20 MHz, 64-QAM) | LTE-TDD | 10.01 | ±9.6 |
| 10108 | CAH | LTE-FDD (SC-FDMA, 100% RB, 10 MHz, QPSK) | LTE-FDD | 5.80 | ±9.6 |
| 10109 | CAH | LTE-FDD (SC-FDMA, 100% RB, 10 MHz, 16-QAM) | LTE-FDD | 6.43 | ±9.6 |
| 10110 | CAH | LTE-FDD (SC-FDMA, 100% RB, 5 MHz, QPSK) | LTE-FDD | 5.75 | ±9.6 |
| 10111 | CAH | LTE-FDD (SC-FDMA, 100% RB, 5 MHz, 16-QAM) | LTE-FDD | 6.44 | ±9.6 |

EX3DV4 - SN:3903

July 19, 2023

| UID | Rev | Communication System Name | Group | PAR (dB) | Unc ^E k = 2 |
|-------|-----|--|---------|----------|------------------------|
| 10112 | CAH | LTE-FDD (SC-FDMA, 100% RB, 10 MHz, 64-QAM) | LTE-FDD | 6.59 | ±9.6 |
| 10113 | CAH | LTE-FDD (SC-FDMA, 100% RB, 5 MHz, 64-QAM) | LTE-FDD | 6.62 | ±9.6 |
| 10114 | CAD | IEEE 802.11n (HT Greenfield, 13.5 Mbps, BPSK) | WLAN | 8.10 | ±9.6 |
| 10115 | CAD | IEEE 802.11n (HT Greenfield, 81 Mbps, 16-QAM) | WLAN | 8.46 | ±9.6 |
| 10116 | CAD | IEEE 802.11n (HT Greenfield, 135 Mbps, 64-QAM) | WLAN | 8.15 | ±9.6 |
| 10117 | CAD | IEEE 802.11n (HT Mixed, 13.5 Mbps, BPSK) | WLAN | 8.07 | ±9.6 |
| 10118 | CAD | IEEE 802.11n (HT Mixed, 81 Mbps, 16-QAM) | WLAN | 8.59 | ±9.6 |
| 10119 | CAD | IEEE 802.11n (HT Mixed, 135 Mbps, 64-QAM) | WLAN | 8.13 | ±9.6 |
| 10140 | CAF | LTE-FDD (SC-FDMA, 100% RB, 15 MHz, 16-QAM) | LTE-FDD | 6.49 | ±9.6 |
| 10141 | CAF | LTE-FDD (SC-FDMA, 100% RB, 15 MHz, 64-QAM) | LTE-FDD | 6.53 | ±9.6 |
| 10142 | CAF | LTE-FDD (SC-FDMA, 100% RB, 3 MHz, QPSK) | LTE-FDD | 5.73 | ±9.6 |
| 10143 | CAF | LTE-FDD (SC-FDMA, 100% RB, 3 MHz, 16-QAM) | LTE-FDD | 6.35 | ±9.6 |
| 10144 | CAF | LTE-FDD (SC-FDMA, 100% RB, 3 MHz, 64-QAM) | LTE-FDD | 6.65 | ±9.6 |
| 10145 | CAG | LTE-FDD (SC-FDMA, 100% RB, 1.4 MHz, QPSK) | LTE-FDD | 5.76 | ±9.6 |
| 10146 | CAG | LTE-FDD (SC-FDMA, 100% RB, 1.4 MHz, 16-QAM) | LTE-FDD | 6.41 | ±9.6 |
| 10147 | CAG | LTE-FDD (SC-FDMA, 100% RB, 1.4 MHz, 64-QAM) | LTE-FDD | 6.72 | ±9.6 |
| 10149 | CAF | LTE-FDD (SC-FDMA, 50% RB, 20 MHz, 16-QAM) | LTE-FDD | 6.42 | ±9.6 |
| 10150 | CAF | LTE-FDD (SC-FDMA, 50% RB, 20 MHz, 64-QAM) | LTE-FDD | 6.60 | ±9.6 |
| 10151 | CAH | LTE-TDD (SC-FDMA, 50% RB, 20 MHz, QPSK) | LTE-TDD | 9.28 | ±9.6 |
| 10152 | CAH | LTE-TDD (SC-FDMA, 50% RB, 20 MHz, 16-QAM) | LTE-TDD | 9.92 | ±9.6 |
| 10153 | CAH | LTE-TDD (SC-FDMA, 50% RB, 20 MHz, 64-QAM) | LTE-TDD | 10.05 | ±9.6 |
| 10154 | CAH | LTE-FDD (SC-FDMA, 50% RB, 10 MHz, QPSK) | LTE-FDD | 5.75 | ±9.6 |
| 10155 | CAH | LTE-FDD (SC-FDMA, 50% RB, 10 MHz, 16-QAM) | LTE-FDD | 6.43 | ±9.6 |
| 10156 | CAH | LTE-FDD (SC-FDMA, 50% RB, 5 MHz, QPSK) | LTE-FDD | 5.79 | ±9.6 |
| 10157 | CAH | LTE-FDD (SC-FDMA, 50% RB, 5 MHz, 16-QAM) | LTE-FDD | 6.49 | ±9.6 |
| 10158 | CAH | LTE-FDD (SC-FDMA, 50% RB, 10 MHz, 64-QAM) | LTE-FDD | 6.62 | ±9.6 |
| 10159 | CAH | LTE-FDD (SC-FDMA, 50% RB, 5 MHz, 64-QAM) | LTE-FDD | 5.56 | ±9.6 |
| 10160 | CAF | LTE-FDD (SC-FDMA, 50% RB, 15 MHz, QPSK) | LTE-FDD | 5.82 | ±9.6 |
| 10161 | CAF | LTE-FDD (SC-FDMA, 50% RB, 15 MHz, 16-QAM) | LTE-FDD | 6.43 | ±9.6 |
| 10162 | CAF | LTE-FDD (SC-FDMA, 50% RB, 15 MHz, 64-QAM) | LTE-FDD | 6.58 | ±9.6 |
| 10166 | CAG | LTE-FDD (SC-FDMA, 50% RB, 1.4 MHz, QPSK) | LTE-FDD | 5.46 | ±9.6 |
| 10167 | CAG | LTE-FDD (SC-FDMA, 50% RB, 1.4 MHz, 16-QAM) | LTE-FDD | 6.21 | ±9.6 |
| 10168 | CAG | LTE-FDD (SC-FDMA, 50% RB, 1.4 MHz, 64-QAM) | LTE-FDD | 6.79 | ±9.6 |
| 10169 | CAF | LTE-FDD (SC-FDMA, 1 RB, 20 MHz, QPSK) | LTE-FDD | 5.73 | ±9.6 |
| 10170 | CAF | LTE-FDD (SC-FDMA, 1 RB, 20 MHz, 16-QAM) | LTE-FDD | 6.52 | ±9.6 |
| 10171 | AAF | LTE-FDD (SC-FDMA, 1 RB, 20 MHz, 64-QAM) | LTE-FDD | 6.49 | ±9.6 |
| 10172 | CAH | LTE-TDD (SC-FDMA, 1 RB, 20 MHz, QPSK) | LTE-TDD | 9.21 | ±9.6 |
| 10173 | CAH | LTE-TDD (SC-FDMA, 1 RB, 20 MHz, 16-QAM) | LTE-TDD | 9.48 | ±9.6 |
| 10174 | CAH | LTE-TDD (SC-FDMA, 1 RB, 20 MHz, 64-QAM) | LTE-TDD | 10.25 | ±9.6 |
| 10175 | CAH | LTE-FDD (SC-FDMA, 1 RB, 10 MHz, QPSK) | LTE-FDD | 5.72 | ±9.6 |
| 10176 | CAH | LTE-FDD (SC-FDMA, 1 RB, 10 MHz, 16-QAM) | LTE-FDD | 6.52 | ±9.6 |
| 10177 | CAJ | LTE-FDD (SC-FDMA, 1 RB, 5 MHz, QPSK) | LTE-FDD | 5.73 | ±9.6 |
| 10178 | CAH | LTE-FDD (SC-FDMA, 1 RB, 5 MHz, 16-QAM) | LTE-FDD | 6.52 | ±9.6 |
| 10179 | CAH | LTE-FDD (SC-FDMA, 1 RB, 10 MHz, 64-QAM) | LTE-FDD | 6.50 | ±9.6 |
| 10180 | CAH | LTE-FDD (SC-FDMA, 1 RB, 5 MHz, 64-QAM) | LTE-FDD | 6.50 | ±9.6 |
| 10181 | CAF | LTE-FDD (SC-FDMA, 1 RB, 15 MHz, QPSK) | LTE-FDD | 5.72 | ±9.6 |
| 10182 | CAF | LTE-FDD (SC-FDMA, 1 RB, 15 MHz, 16-QAM) | LTE-FDD | 6.52 | ±9.6 |
| 10183 | AAE | LTE-FDD (SC-FDMA, 1 RB, 15 MHz, 64-QAM) | LTE-FDD | 6.50 | ±9.6 |
| 10184 | CAF | LTE-FDD (SC-FDMA, 1 RB, 3 MHz, QPSK) | LTE-FDD | 5.73 | ±9.6 |
| 10185 | CAF | LTE-FDD (SC-FDMA, 1 RB, 3 MHz, 16-QAM) | LTE-FDD | 6.51 | ±9.6 |
| 10186 | AAF | LTE-FDD (SC-FDMA, 1 RB, 3 MHz, 64-QAM) | LTE-FDD | 6.50 | ±9.6 |
| 10187 | CAG | LTE-FDD (SC-FDMA, 1 RB, 1.4 MHz, QPSK) | LTE-FDD | 5.73 | ±9.6 |
| 10188 | CAG | LTE-FDD (SC-FDMA, 1 RB, 1.4 MHz, 16-QAM) | LTE-FDD | 6.52 | ±9.6 |
| 10189 | AAG | LTE-FDD (SC-FDMA, 1 RB, 1.4 MHz, 64-QAM) | LTE-FDD | 6.50 | ±9.6 |
| 10193 | CAD | IEEE 802.11n (HT Greenfield, 6.5 Mbps, BPSK) | WLAN | 8.09 | ±9.6 |
| 10194 | CAD | IEEE 802.11n (HT Greenfield, 39 Mbps, 16-QAM) | WLAN | 8.12 | ±9.6 |
| 10195 | CAD | IEEE 802.11n (HT Greenfield, 65 Mbps, 64-QAM) | WLAN | 8.21 | ±9.6 |
| 10196 | CAD | IEEE 802.11n (HT Mixed, 6.5 Mbps, BPSK) | WLAN | 8.10 | ±9.6 |
| 10197 | CAD | IEEE 802.11n (HT Mixed, 39 Mbps, 16-QAM) | WLAN | 8.13 | ±9.6 |
| 10198 | CAD | IEEE 802.11n (HT Mixed, 65 Mbps, 64-QAM) | WLAN | 8.27 | ±9.6 |
| 10219 | CAD | IEEE 802.11n (HT Mixed, 7.2 Mbps, BPSK) | WLAN | 8.03 | ±9.6 |
| 10220 | CAD | IEEE 802.11n (HT Mixed, 43.3 Mbps, 16-QAM) | WLAN | 8.13 | ±9.6 |
| 10221 | CAD | IEEE 802.11n (HT Mixed, 72.2 Mbps, 64-QAM) | WLAN | 8.27 | ±9.6 |
| 10222 | CAD | IEEE 802.11n (HT Mixed, 15 Mbps, BPSK) | WLAN | 8.06 | ±9.6 |
| 10223 | CAD | IEEE 802.11n (HT Mixed, 90 Mbps, 16-QAM) | WLAN | 8.48 | ±9.6 |
| 10224 | CAD | IEEE 802.11n (HT Mixed, 150 Mbps, 64-QAM) | WLAN | 8.08 | ±9.6 |

EX3DV4 - SN:3903

July 19, 2023

| UID | Rev | Communication System Name | Group | PAR (dB) | Unc ^E k = 2 |
|-------|-----|--|----------|----------|------------------------|
| 10225 | CAC | UMTS-FDD (HSPA-) | WCDMA | 5.97 | ±9.6 |
| 10226 | CAC | LTE-TDD (SC-FDMA, 1 RB, 1.4 MHz, 16-QAM) | LTE-TDD | 9.49 | ±9.6 |
| 10227 | CAC | LTE-TDD (SC-FDMA, 1 RB, 1.4 MHz, 64-QAM) | LTE-TDD | 10.26 | ±9.6 |
| 10228 | CAC | LTE-TDD (SC-FDMA, 1 RB, 1.4 MHz, QPSK) | LTE-TDD | 9.22 | ±9.6 |
| 10229 | CAE | LTE-TDD (SC-FDMA, 1 RB, 3 MHz, 16-QAM) | LTE-TDD | 9.48 | ±9.6 |
| 10230 | CAE | LTE-TDD (SC-FDMA, 1 RB, 3 MHz, 64-QAM) | LTE-TDD | 10.25 | ±9.6 |
| 10231 | CAE | LTE-TDD (SC-FDMA, 1 RB, 3 MHz, QPSK) | LTE-TDD | 9.19 | ±9.6 |
| 10232 | CAH | LTE-TDD (SC-FDMA, 1 RB, 5 MHz, 16-QAM) | LTE-TDD | 9.48 | ±9.6 |
| 10233 | CAH | LTE-TDD (SC-FDMA, 1 RB, 5 MHz, 64-QAM) | LTE-TDD | 10.25 | ±9.6 |
| 10234 | CAH | LTE-TDD (SC-FDMA, 1 RB, 5 MHz, QPSK) | LTE-TDD | 9.21 | ±9.6 |
| 10235 | CAH | LTE-TDD (SC-FDMA, 1 RB, 10 MHz, 16-QAM) | LTE-TDD | 9.48 | ±9.6 |
| 10236 | CAH | LTE-TDD (SC-FDMA, 1 RB, 10 MHz, 64-QAM) | LTE-TDD | 10.25 | ±9.6 |
| 10237 | CAH | LTE-TDD (SC-FDMA, 1 RB, 10 MHz, QPSK) | LTE-TDD | 9.21 | ±9.6 |
| 10238 | CAG | LTE-TDD (SC-FDMA, 1 RB, 15 MHz, 16-QAM) | LTE-TDD | 9.48 | ±9.6 |
| 10239 | CAG | LTE-TDD (SC-FDMA, 1 RB, 15 MHz, 64-QAM) | LTE-TDD | 10.25 | ±9.6 |
| 10240 | CAG | LTE-TDD (SC-FDMA, 1 RB, 15 MHz, QPSK) | LTE-TDD | 9.21 | ±9.6 |
| 10241 | CAC | LTE-TDD (SC-FDMA, 50% RB, 1.4 MHz, 16-QAM) | LTE-TDD | 9.82 | ±9.6 |
| 10242 | CAC | LTE-TDD (SC-FDMA, 50% RB, 1.4 MHz, 64-QAM) | LTE-TDD | 9.86 | ±9.6 |
| 10243 | CAC | LTE-TDD (SC-FDMA, 50% RB, 1.4 MHz, QPSK) | LTE-TDD | 9.46 | ±9.6 |
| 10244 | CAE | LTE-TDD (SC-FDMA, 50% RB, 3 MHz, 16-QAM) | LTE-TDD | 10.06 | ±9.6 |
| 10245 | CAE | LTE-TDD (SC-FDMA, 50% RB, 3 MHz, 64-QAM) | LTE-TDD | 10.06 | ±9.6 |
| 10246 | CAE | LTE-TDD (SC-FDMA, 50% RB, 3 MHz, QPSK) | LTE-TDD | 9.30 | ±9.6 |
| 10247 | CAH | LTE-TDD (SC-FDMA, 50% RB, 5 MHz, 16-QAM) | LTE-TDD | 9.91 | ±9.6 |
| 10248 | CAH | LTE-TDD (SC-FDMA, 50% RB, 5 MHz, 64-QAM) | LTE-TDD | 10.09 | ±9.6 |
| 10249 | CAH | LTE-TDD (SC-FDMA, 50% RB, 5 MHz, QPSK) | LTE-TDD | 9.29 | ±9.6 |
| 10250 | CAH | LTE-TDD (SC-FDMA, 50% RB, 10 MHz, 16-QAM) | LTE-TDD | 9.81 | ±9.6 |
| 10251 | CAH | LTE-TDD (SC-FDMA, 50% RB, 10 MHz, 64-QAM) | LTE-TDD | 10.17 | ±9.6 |
| 10252 | CAH | LTE-TDD (SC-FDMA, 50% RB, 10 MHz, QPSK) | LTE-TDD | 9.24 | ±9.6 |
| 10253 | CAG | LTE-TDD (SC-FDMA, 50% RB, 15 MHz, 16-QAM) | LTE-TDD | 9.90 | ±9.6 |
| 10254 | CAG | LTE-TDD (SC-FDMA, 50% RB, 15 MHz, 64-QAM) | LTE-TDD | 10.14 | ±9.6 |
| 10255 | CAG | LTE-TDD (SC-FDMA, 50% RB, 15 MHz, QPSK) | LTE-TDD | 9.20 | ±9.6 |
| 10256 | CAC | LTE-TDD (SC-FDMA, 100% RB, 1.4 MHz, 16-QAM) | LTE-TDD | 9.96 | ±9.6 |
| 10257 | CAC | LTE-TDD (SC-FDMA, 100% RB, 1.4 MHz, 64-QAM) | LTE-TDD | 10.06 | ±9.6 |
| 10258 | CAC | LTE-TDD (SC-FDMA, 100% RB, 1.4 MHz, QPSK) | LTE-TDD | 9.34 | ±9.6 |
| 10259 | CAE | LTE-TDD (SC-FDMA, 100% RB, 3 MHz, 16-QAM) | LTE-TDD | 9.98 | ±9.6 |
| 10260 | CAE | LTE-TDD (SC-FDMA, 100% RB, 3 MHz, 64-QAM) | LTE-TDD | 9.97 | ±9.6 |
| 10261 | CAE | LTE-TDD (SC-FDMA, 100% RB, 3 MHz, QPSK) | LTE-TDD | 9.24 | ±9.6 |
| 10262 | CAH | LTE-TDD (SC-FDMA, 100% RB, 5 MHz, 16-QAM) | LTE-TDD | 9.83 | ±9.6 |
| 10263 | CAH | LTE-TDD (SC-FDMA, 100% RB, 5 MHz, 64-QAM) | LTE-TDD | 10.16 | ±9.6 |
| 10264 | CAH | LTE-TDD (SC-FDMA, 100% RB, 5 MHz, QPSK) | LTE-TDD | 9.23 | ±9.6 |
| 10265 | CAH | LTE-TDD (SC-FDMA, 100% RB, 10 MHz, 16-QAM) | LTE-TDD | 9.92 | ±9.6 |
| 10266 | CAH | LTE-TDD (SC-FDMA, 100% RB, 10 MHz, 64-QAM) | LTE-TDD | 10.07 | ±9.6 |
| 10267 | CAH | LTE-TDD (SC-FDMA, 100% RB, 10 MHz, QPSK) | LTE-TDD | 9.30 | ±9.6 |
| 10268 | CAG | LTE-TDD (SC-FDMA, 100% RB, 15 MHz, 16-QAM) | LTE-TDD | 10.06 | ±9.6 |
| 10269 | CAG | LTE-TDD (SC-FDMA, 100% RB, 15 MHz, 64-QAM) | LTE-TDD | 10.13 | ±9.6 |
| 10270 | CAG | LTE-TDD (SC-FDMA, 100% RB, 15 MHz, QPSK) | LTE-TDD | 9.58 | ±9.6 |
| 10274 | CAC | UMTS-FDD (HSUPA, Subtest 5, 3GPP ReR.10) | WCDMA | 4.87 | ±9.6 |
| 10275 | CAC | UMTS-FDD (HSUPA, Subtest 5, 3GPP ReR.4) | WCDMA | 3.96 | ±9.6 |
| 10277 | CAA | PHS (QPSK) | PHS | 11.81 | ±9.6 |
| 10278 | CAA | PHS (QPSK, BW 884 MHz, Rolloff 0.5) | PHS | 11.81 | ±9.6 |
| 10279 | CAA | PHS (QPSK, BW 884 MHz, Rolloff 0.38) | PHS | 12.18 | ±9.6 |
| 10290 | AAB | CDMA2000, RC1, SO55, Full Rate | CDMA2000 | 3.91 | ±9.6 |
| 10291 | AAB | CDMA2000, RC3, SO55, Full Rate | CDMA2000 | 3.46 | ±9.6 |
| 10292 | AAB | CDMA2000, RC3, SO32, Full Rate | CDMA2000 | 3.39 | ±9.6 |
| 10293 | AAB | CDMA2000, RC3, SO3, Full Rate | CDMA2000 | 3.50 | ±9.6 |
| 10295 | AAB | CDMA2000, RC1, SO3, 1/8th Rate 25 k | CDMA2000 | 12.49 | ±9.6 |
| 10297 | AAE | LTE-FDD (SC-FDMA, 50% RB, 20 MHz, QPSK) | LTE-FDD | 5.81 | ±9.6 |
| 10298 | AAE | LTE-FDD (SC-FDMA, 50% RB, 3 MHz, QPSK) | LTE-FDD | 5.72 | ±9.6 |
| 10299 | AAE | LTE-FDD (SC-FDMA, 50% RB, 3 MHz, 16-QAM) | LTE-FDD | 5.39 | ±9.6 |
| 10300 | AAE | LTE-FDD (SC-FDMA, 50% RB, 3 MHz, 64-QAM) | LTE-FDD | 5.60 | ±9.6 |
| 10301 | AAA | IEEE 802.16e WIMAX (20:18, 5 ms, 10 MHz, QPSK, PUSC) | WIMAX | 12.03 | ±9.6 |
| 10302 | AAA | IEEE 802.16e WIMAX (29:18, 5 ms, 10 MHz, QPSK, PUSC, 3 CTRL symbols) | WIMAX | 12.57 | ±9.6 |
| 10303 | AAA | IEEE 802.16e WIMAX (31:15, 5 ms, 10 MHz, 64QAM, PUSC) | WIMAX | 12.52 | ±9.6 |
| 10304 | AAA | IEEE 802.16e WIMAX (29:18, 5 ms, 10 MHz, 64QAM, PUSC) | WIMAX | 11.96 | ±9.6 |
| 10305 | AAA | IEEE 802.16e WIMAX (31:15, 10 ms, 10 MHz, 64QAM, PUSC, 15 symbols) | WIMAX | 15.24 | ±9.6 |
| 10306 | AAA | IEEE 802.16e WIMAX (29:18, 10 ms, 10 MHz, 64QAM, PUSC, 18 symbols) | WIMAX | 14.67 | ±9.6 |

EX3DV4 - SN.3903

July 19, 2023

| UID | Rev | Communication System Name | Group | PAR (dB) | Unc ^k k = 2 |
|-------|-----|---|----------|----------|------------------------|
| 10307 | AAA | IEEE 802.16e WIMAX (29:18, 10 ms, 10 MHz, QPSK, PUSC, 18 symbols) | WIMAX | 14.49 | ±9.6 |
| 10308 | AAA | IEEE 802.16e WIMAX (29:18, 10 ms, 10 MHz, 16QAM, PUSC) | WIMAX | 14.46 | ±9.6 |
| 10309 | AAA | IEEE 802.16e WIMAX (29:18, 10 ms, 10 MHz, 16QAM, AMC 2x3, 18 symbols) | WIMAX | 14.58 | ±9.6 |
| 10310 | AAA | IEEE 802.16e WIMAX (29:18, 10 ms, 10 MHz, QPSK, AMC 2x3, 18 symbols) | WIMAX | 14.57 | ±9.6 |
| 10311 | AAE | LTE-FDD (SC-FDMA, 100% RB, 15 MHz, QPSK) | LTE-FDD | 6.06 | ±9.6 |
| 10313 | AAA | IDEN 1.3 | IDEN | 10.51 | ±9.6 |
| 10314 | AAA | IDEN 1.6 | IDEN | 13.48 | ±9.6 |
| 10315 | AAB | IEEE 802.11b WiFi 2.4 GHz (DSSS, 1 Mbps, 99pc duty cycle) | WLAN | 1.71 | ±9.6 |
| 10316 | AAB | IEEE 802.11g WiFi 2.4 GHz (ERP-OFDM, 6 Mbps, 99pc duty cycle) | WLAN | 6.36 | ±9.6 |
| 10317 | AAD | IEEE 802.11a WiFi 5 GHz (OFDM, 6 Mbps, 99pc duty cycle) | WLAN | 6.36 | ±9.6 |
| 10352 | AAA | Pulse Waveform (200Hz, 10%) | Generic | 10.00 | ±9.6 |
| 10353 | AAA | Pulse Waveform (200Hz, 20%) | Generic | 6.99 | ±9.6 |
| 10354 | AAA | Pulse Waveform (200Hz, 40%) | Generic | 3.96 | ±9.6 |
| 10355 | AAA | Pulse Waveform (200Hz, 60%) | Generic | 2.22 | ±9.6 |
| 10356 | AAA | Pulse Waveform (200Hz, 80%) | Generic | 0.97 | ±9.6 |
| 10387 | AAA | QPSK Waveform, 1 MHz | Generic | 5.10 | ±9.6 |
| 10388 | AAA | QPSK Waveform, 10 MHz | Generic | 5.22 | ±9.6 |
| 10396 | AAA | 64-QAM Waveform, 100 kHz | Generic | 6.27 | ±9.6 |
| 10399 | AAA | 64-QAM Waveform, 40 MHz | Generic | 6.27 | ±9.6 |
| 10400 | AAE | IEEE 802.11ac WiFi (20 MHz, 64-QAM, 99pc duty cycle) | WLAN | 8.37 | ±9.6 |
| 10401 | AAE | IEEE 802.11ac WiFi (40 MHz, 64-QAM, 99pc duty cycle) | WLAN | 8.60 | ±9.6 |
| 10402 | AAE | IEEE 802.11ac WiFi (80 MHz, 64-QAM, 99pc duty cycle) | WLAN | 8.53 | ±9.6 |
| 10403 | AAB | CDMA2000 (1xEV-DO, Rev. 0) | CDMA2000 | 3.76 | ±9.6 |
| 10404 | AAB | CDMA2000 (1xEV-DO, Rev. A) | CDMA2000 | 3.77 | ±9.6 |
| 10406 | AAB | CDMA2000, RC3, SO32, SCH0, Full Rate | CDMA2000 | 5.22 | ±9.6 |
| 10410 | AAH | LTE-TDD (SC-FDMA, 1 RB, 10 MHz, QPSK, UL Subframe=2,3,4,7,8,9, Subframe Cont=4) | LTE-TDD | 7.82 | ±9.6 |
| 10414 | AAA | WLAN CCDF, 64-QAM, 40 MHz | Generic | 8.54 | ±9.6 |
| 10415 | AAA | IEEE 802.11b WiFi 2.4 GHz (DSSS, 1 Mbps, 99pc duty cycle) | WLAN | 1.54 | ±9.6 |
| 10416 | AAA | IEEE 802.11g WiFi 2.4 GHz (ERP-OFDM, 6 Mbps, 99pc duty cycle) | WLAN | 6.23 | ±9.6 |
| 10417 | AAC | IEEE 802.11a/h WiFi 5 GHz (OFDM, 6 Mbps, 99pc duty cycle) | WLAN | 6.23 | ±9.6 |
| 10418 | AAA | IEEE 802.11g WiFi 2.4 GHz (DSSS-OFDM, 6 Mbps, 99pc duty cycle, Long preamble) | WLAN | 8.14 | ±9.6 |
| 10419 | AAA | IEEE 802.11g WiFi 2.4 GHz (DSSS-OFDM, 6 Mbps, 99pc duty cycle, Short preamble) | WLAN | 8.10 | ±9.6 |
| 10422 | AAC | IEEE 802.11n (HT Greenfield, 7.2 Mbps, BPSK) | WLAN | 6.32 | ±9.6 |
| 10423 | AAC | IEEE 802.11n (HT Greenfield, 43.3 Mbps, 16-QAM) | WLAN | 8.47 | ±9.6 |
| 10424 | AAC | IEEE 802.11n (HT Greenfield, 72.2 Mbps, 64-QAM) | WLAN | 8.40 | ±9.6 |
| 10426 | AAC | IEEE 802.11n (HT Greenfield, 15 Mbps, BPSK) | WLAN | 6.41 | ±9.6 |
| 10426 | AAC | IEEE 802.11n (HT Greenfield, 90 Mbps, 16-QAM) | WLAN | 8.45 | ±9.6 |
| 10427 | AAC | IEEE 802.11n (HT Greenfield, 150 Mbps, 64-QAM) | WLAN | 8.41 | ±9.6 |
| 10430 | AAE | LTE-FDD (OFDMA, 5 MHz, E-TM 3.1) | LTE-FDD | 8.28 | ±9.6 |
| 10431 | AAE | LTE-FDD (OFDMA, 10 MHz, E-TM 3.1) | LTE-FDD | 6.38 | ±9.6 |
| 10432 | AAD | LTE-FDD (OFDMA, 15 MHz, E-TM 3.1) | LTE-FDD | 6.34 | ±9.6 |
| 10433 | AAD | LTE-FDD (OFDMA, 20 MHz, E-TM 3.1) | LTE-FDD | 6.34 | ±9.6 |
| 10434 | AAB | W-CDMA (BS Test Model 1, 64 DPCH) | WCDMA | 6.60 | ±9.6 |
| 10436 | AAG | LTE-TDD (SC-FDMA, 1 RB, 20 MHz, QPSK, UL Subframe=2,3,4,7,8,9) | LTE-TDD | 7.82 | ±9.6 |
| 10447 | AAE | LTE-FDD (OFDMA, 5 MHz, E-TM 3.1, Clipping 44%) | LTE-FDD | 7.56 | ±9.6 |
| 10448 | AAE | LTE-FDD (OFDMA, 10 MHz, E-TM 3.1, Clipping 44%) | LTE-FDD | 7.53 | ±9.6 |
| 10449 | AAD | LTE-FDD (OFDMA, 15 MHz, E-TM 3.1, Clipping 44%) | LTE-FDD | 7.51 | ±9.6 |
| 10450 | AAD | LTE-FDD (OFDMA, 20 MHz, E-TM 3.1, Clipping 44%) | LTE-FDD | 7.48 | ±9.6 |
| 10451 | AAB | W-CDMA (BS Test Model 1, 64 DPCH, Clipping 44%) | WCDMA | 7.59 | ±9.6 |
| 10453 | AAE | Validation (Squares, 10 ms, 1 ms) | Test | 10.00 | ±9.6 |
| 10456 | AAC | IEEE 802.11ac WiFi (160 MHz, 64-QAM, 99pc duty cycle) | WLAN | 8.63 | ±9.6 |
| 10457 | AAB | UMTS-FDD (DC-HSDPA) | WCDMA | 6.62 | ±9.6 |
| 10458 | AAA | CDMA2000 (1xEV-DO, Rev. B, 2 carriers) | CDMA2000 | 6.56 | ±9.6 |
| 10459 | AAA | CDMA2000 (1xEV-DO, Rev. B, 3 carriers) | CDMA2000 | 6.25 | ±9.6 |
| 10460 | AAB | UMTS-FDD (WCDMA, AMR) | WCDMA | 2.39 | ±9.6 |
| 10461 | AAC | LTE-TDD (SC-FDMA, 1 RB, 1.4 MHz, QPSK, UL Subframe=2,3,4,7,8,9) | LTE-TDD | 7.82 | ±9.6 |
| 10462 | AAC | LTE-TDD (SC-FDMA, 1 RB, 1.4 MHz, 16-QAM, UL Subframe=2,3,4,7,8,9) | LTE-TDD | 8.30 | ±9.6 |
| 10463 | AAC | LTE-TDD (SC-FDMA, 1 RB, 1.4 MHz, 64-QAM, UL Subframe=2,3,4,7,8,9) | LTE-TDD | 8.56 | ±9.6 |
| 10464 | AAD | LTE-TDD (SC-FDMA, 1 RB, 3 MHz, QPSK, UL Subframe=2,3,4,7,8,9) | LTE-TDD | 7.82 | ±9.6 |
| 10465 | AAD | LTE-TDD (SC-FDMA, 1 RB, 3 MHz, 16-QAM, UL Subframe=2,3,4,7,8,9) | LTE-TDD | 8.32 | ±9.6 |
| 10466 | AAD | LTE-TDD (SC-FDMA, 1 RB, 3 MHz, 64-QAM, UL Subframe=2,3,4,7,8,9) | LTE-TDD | 8.57 | ±9.6 |
| 10467 | AAG | LTE-TDD (SC-FDMA, 1 RB, 5 MHz, QPSK, UL Subframe=2,3,4,7,8,9) | LTE-TDD | 7.82 | ±9.6 |
| 10468 | AAG | LTE-TDD (SC-FDMA, 1 RB, 5 MHz, 16-QAM, UL Subframe=2,3,4,7,8,9) | LTE-TDD | 8.32 | ±9.6 |
| 10469 | AAG | LTE-TDD (SC-FDMA, 1 RB, 5 MHz, 64-QAM, UL Subframe=2,3,4,7,8,9) | LTE-TDD | 8.56 | ±9.6 |
| 10470 | AAG | LTE-TDD (SC-FDMA, 1 RB, 10 MHz, QPSK, UL Subframe=2,3,4,7,8,9) | LTE-TDD | 7.82 | ±9.6 |
| 10471 | AAG | LTE-TDD (SC-FDMA, 1 RB, 10 MHz, 16-QAM, UL Subframe=2,3,4,7,8,9) | LTE-TDD | 8.32 | ±9.6 |

EX3DV4 - SN:3903

July 19, 2023

| UID | Rev | Communication System Name | Group | PAR (dB) | Unc ^E k = 2 |
|-------|-----|--|---------|----------|------------------------|
| 10472 | AAG | LTE-TDD (SC-FDMA, 1 RB, 10 MHz, 64-QAM, UL Subframe=2,3,4,7,8,9) | LTE-TDD | 8.57 | ±9.6 |
| 10473 | AAF | LTE-TDD (SC-FDMA, 1 RB, 15 MHz, QPSK, UL Subframe=2,3,4,7,8,9) | LTE-TDD | 7.82 | ±9.6 |
| 10474 | AAF | LTE-TDD (SC-FDMA, 1 RB, 15 MHz, 16-QAM, UL Subframe=2,3,4,7,8,9) | LTE-TDD | 8.32 | ±9.6 |
| 10475 | AAF | LTE-TDD (SC-FDMA, 1 RB, 15 MHz, 64-QAM, UL Subframe=2,3,4,7,8,9) | LTE-TDD | 8.57 | ±9.6 |
| 10477 | AAG | LTE-TDD (SC-FDMA, 1 RB, 20 MHz, 16-QAM, UL Subframe=2,3,4,7,8,9) | LTE-TDD | 8.32 | ±9.6 |
| 10478 | AAG | LTE-TDD (SC-FDMA, 1 RB, 20 MHz, 64-QAM, UL Subframe=2,3,4,7,8,9) | LTE-TDD | 8.57 | ±9.6 |
| 10479 | AAC | LTE-TDD (SC-FDMA, 50% RB, 1.4 MHz, QPSK, UL Subframe=2,3,4,7,8,9) | LTE-TDD | 7.74 | ±9.6 |
| 10480 | AAC | LTE-TDD (SC-FDMA, 50% RB, 1.4 MHz, 16-QAM, UL Subframe=2,3,4,7,8,9) | LTE-TDD | 8.18 | ±9.6 |
| 10481 | AAC | LTE-TDD (SC-FDMA, 50% RB, 1.4 MHz, 64-QAM, UL Subframe=2,3,4,7,8,9) | LTE-TDD | 8.45 | ±9.6 |
| 10482 | AAD | LTE-TDD (SC-FDMA, 50% RB, 3 MHz, QPSK, UL Subframe=2,3,4,7,8,9) | LTE-TDD | 7.71 | ±9.6 |
| 10483 | AAD | LTE-TDD (SC-FDMA, 50% RB, 3 MHz, 16-QAM, UL Subframe=2,3,4,7,8,9) | LTE-TDD | 8.39 | ±9.6 |
| 10484 | AAD | LTE-TDD (SC-FDMA, 50% RB, 3 MHz, 64-QAM, UL Subframe=2,3,4,7,8,9) | LTE-TDD | 8.47 | ±9.6 |
| 10485 | AAG | LTE-TDD (SC-FDMA, 50% RB, 5 MHz, QPSK, UL Subframe=2,3,4,7,8,9) | LTE-TDD | 7.59 | ±9.6 |
| 10486 | AAG | LTE-TDD (SC-FDMA, 50% RB, 5 MHz, 16-QAM, UL Subframe=2,3,4,7,8,9) | LTE-TDD | 8.38 | ±9.6 |
| 10487 | AAG | LTE-TDD (SC-FDMA, 50% RB, 5 MHz, 64-QAM, UL Subframe=2,3,4,7,8,9) | LTE-TDD | 8.60 | ±9.6 |
| 10488 | AAG | LTE-TDD (SC-FDMA, 50% RB, 10 MHz, QPSK, UL Subframe=2,3,4,7,8,9) | LTE-TDD | 7.70 | ±9.6 |
| 10489 | AAG | LTE-TDD (SC-FDMA, 50% RB, 10 MHz, 16-QAM, UL Subframe=2,3,4,7,8,9) | LTE-TDD | 8.31 | ±9.6 |
| 10490 | AAG | LTE-TDD (SC-FDMA, 50% RB, 10 MHz, 64-QAM, UL Subframe=2,3,4,7,8,9) | LTE-TDD | 8.54 | ±9.6 |
| 10491 | AAF | LTE-TDD (SC-FDMA, 50% RB, 15 MHz, QPSK, UL Subframe=2,3,4,7,8,9) | LTE-TDD | 7.74 | ±9.6 |
| 10492 | AAF | LTE-TDD (SC-FDMA, 50% RB, 15 MHz, 16-QAM, UL Subframe=2,3,4,7,8,9) | LTE-TDD | 8.41 | ±9.6 |
| 10493 | AAF | LTE-TDD (SC-FDMA, 50% RB, 15 MHz, 64-QAM, UL Subframe=2,3,4,7,8,9) | LTE-TDD | 8.55 | ±9.6 |
| 10494 | AAG | LTE-TDD (SC-FDMA, 50% RB, 20 MHz, QPSK, UL Subframe=2,3,4,7,8,9) | LTE-TDD | 7.74 | ±9.6 |
| 10495 | AAG | LTE-TDD (SC-FDMA, 50% RB, 20 MHz, 16-QAM, UL Subframe=2,3,4,7,8,9) | LTE-TDD | 8.37 | ±9.6 |
| 10496 | AAG | LTE-TDD (SC-FDMA, 50% RB, 20 MHz, 64-QAM, UL Subframe=2,3,4,7,8,9) | LTE-TDD | 8.54 | ±9.6 |
| 10497 | AAC | LTE-TDD (SC-FDMA, 100% RB, 1.4 MHz, QPSK, UL Subframe=2,3,4,7,8,9) | LTE-TDD | 7.67 | ±9.6 |
| 10498 | AAC | LTE-TDD (SC-FDMA, 100% RB, 1.4 MHz, 16-QAM, UL Subframe=2,3,4,7,8,9) | LTE-TDD | 8.40 | ±9.6 |
| 10499 | AAC | LTE-TDD (SC-FDMA, 100% RB, 1.4 MHz, 64-QAM, UL Subframe=2,3,4,7,8,9) | LTE-TDD | 8.68 | ±9.6 |
| 10500 | AAD | LTE-TDD (SC-FDMA, 100% RB, 3 MHz, QPSK, UL Subframe=2,3,4,7,8,9) | LTE-TDD | 7.67 | ±9.6 |
| 10501 | AAD | LTE-TDD (SC-FDMA, 100% RB, 3 MHz, 16-QAM, UL Subframe=2,3,4,7,8,9) | LTE-TDD | 8.44 | ±9.6 |
| 10502 | AAD | LTE-TDD (SC-FDMA, 100% RB, 3 MHz, 64-QAM, UL Subframe=2,3,4,7,8,9) | LTE-TDD | 8.52 | ±9.6 |
| 10503 | AAG | LTE-TDD (SC-FDMA, 100% RB, 5 MHz, QPSK, UL Subframe=2,3,4,7,8,9) | LTE-TDD | 7.72 | ±9.6 |
| 10504 | AAG | LTE-TDD (SC-FDMA, 100% RB, 5 MHz, 16-QAM, UL Subframe=2,3,4,7,8,9) | LTE-TDD | 8.31 | ±9.6 |
| 10505 | AAG | LTE-TDD (SC-FDMA, 100% RB, 5 MHz, 64-QAM, UL Subframe=2,3,4,7,8,9) | LTE-TDD | 8.54 | ±9.6 |
| 10506 | AAG | LTE-TDD (SC-FDMA, 100% RB, 10 MHz, QPSK, UL Subframe=2,3,4,7,8,9) | LTE-TDD | 7.74 | ±9.6 |
| 10507 | AAG | LTE-TDD (SC-FDMA, 100% RB, 10 MHz, 16-QAM, UL Subframe=2,3,4,7,8,9) | LTE-TDD | 8.36 | ±9.6 |
| 10508 | AAG | LTE-TDD (SC-FDMA, 100% RB, 10 MHz, 64-QAM, UL Subframe=2,3,4,7,8,9) | LTE-TDD | 8.55 | ±9.6 |
| 10509 | AAF | LTE-TDD (SC-FDMA, 100% RB, 15 MHz, QPSK, UL Subframe=2,3,4,7,8,9) | LTE-TDD | 7.99 | ±9.6 |
| 10510 | AAF | LTE-TDD (SC-FDMA, 100% RB, 15 MHz, 16-QAM, UL Subframe=2,3,4,7,8,9) | LTE-TDD | 8.49 | ±9.6 |
| 10511 | AAF | LTE-TDD (SC-FDMA, 100% RB, 15 MHz, 64-QAM, UL Subframe=2,3,4,7,8,9) | LTE-TDD | 8.51 | ±9.6 |
| 10512 | AAG | LTE-TDD (SC-FDMA, 100% RB, 20 MHz, QPSK, UL Subframe=2,3,4,7,8,9) | LTE-TDD | 7.74 | ±9.6 |
| 10513 | AAG | LTE-TDD (SC-FDMA, 100% RB, 20 MHz, 16-QAM, UL Subframe=2,3,4,7,8,9) | LTE-TDD | 8.42 | ±9.6 |
| 10514 | AAG | LTE-TDD (SC-FDMA, 100% RB, 20 MHz, 64-QAM, UL Subframe=2,3,4,7,8,9) | LTE-TDD | 8.45 | ±9.6 |
| 10515 | AAA | IEEE 802.11b WiFi 2.4 GHz (DSSS, 2 Mbps, 99pc duty cycle) | WLAN | 1.58 | ±9.6 |
| 10516 | AAA | IEEE 802.11b WiFi 2.4 GHz (DSSS, 5.5 Mbps, 99pc duty cycle) | WLAN | 1.57 | ±9.6 |
| 10517 | AAA | IEEE 802.11b WiFi 2.4 GHz (DSSS, 11 Mbps, 99pc duty cycle) | WLAN | 1.58 | ±9.6 |
| 10518 | AAC | IEEE 802.11a/h WiFi 5 GHz (OFDM, 9 Mbps, 99pc duty cycle) | WLAN | 8.23 | ±9.6 |
| 10519 | AAC | IEEE 802.11a/h WiFi 5 GHz (OFDM, 12 Mbps, 99pc duty cycle) | WLAN | 8.39 | ±9.6 |
| 10520 | AAC | IEEE 802.11a/h WiFi 5 GHz (OFDM, 18 Mbps, 99pc duty cycle) | WLAN | 8.12 | ±9.6 |
| 10521 | AAC | IEEE 802.11a/h WiFi 5 GHz (OFDM, 24 Mbps, 99pc duty cycle) | WLAN | 7.97 | ±9.6 |
| 10522 | AAC | IEEE 802.11a/h WiFi 5 GHz (OFDM, 36 Mbps, 99pc duty cycle) | WLAN | 8.45 | ±9.6 |
| 10523 | AAC | IEEE 802.11a/h WiFi 5 GHz (OFDM, 48 Mbps, 99pc duty cycle) | WLAN | 8.08 | ±9.6 |
| 10524 | AAC | IEEE 802.11a/h WiFi 5 GHz (OFDM, 54 Mbps, 99pc duty cycle) | WLAN | 8.27 | ±9.6 |
| 10525 | AAC | IEEE 802.11ac WiFi (20 MHz, MCS0, 99pc duty cycle) | WLAN | 8.36 | ±9.6 |
| 10526 | AAC | IEEE 802.11ac WiFi (20 MHz, MCS1, 99pc duty cycle) | WLAN | 8.42 | ±9.6 |
| 10527 | AAC | IEEE 802.11ac WiFi (20 MHz, MCS2, 99pc duty cycle) | WLAN | 8.21 | ±9.6 |
| 10528 | AAC | IEEE 802.11ac WiFi (20 MHz, MCS3, 99pc duty cycle) | WLAN | 8.36 | ±9.6 |
| 10529 | AAC | IEEE 802.11ac WiFi (20 MHz, MCS4, 99pc duty cycle) | WLAN | 8.38 | ±9.6 |
| 10531 | AAC | IEEE 802.11ac WiFi (20 MHz, MCS6, 99pc duty cycle) | WLAN | 8.43 | ±9.6 |
| 10532 | AAC | IEEE 802.11ac WiFi (20 MHz, MCS7, 99pc duty cycle) | WLAN | 8.29 | ±9.6 |
| 10533 | AAC | IEEE 802.11ac WiFi (20 MHz, MCS8, 99pc duty cycle) | WLAN | 8.38 | ±9.6 |
| 10534 | AAC | IEEE 802.11ac WiFi (40 MHz, MCS0, 99pc duty cycle) | WLAN | 8.45 | ±9.6 |
| 10535 | AAC | IEEE 802.11ac WiFi (40 MHz, MCS1, 99pc duty cycle) | WLAN | 8.45 | ±9.6 |
| 10536 | AAC | IEEE 802.11ac WiFi (40 MHz, MCS2, 99pc duty cycle) | WLAN | 8.32 | ±9.6 |
| 10537 | AAC | IEEE 802.11ac WiFi (40 MHz, MCS3, 99pc duty cycle) | WLAN | 8.44 | ±9.6 |
| 10538 | AAC | IEEE 802.11ac WiFi (40 MHz, MCS4, 99pc duty cycle) | WLAN | 8.54 | ±9.6 |
| 10540 | AAC | IEEE 802.11ac WiFi (40 MHz, MCS6, 99pc duty cycle) | WLAN | 8.39 | ±9.6 |

EX3DV4 - SN:3903

July 19, 2023

| UID | Rev | Communication System Name | Group | PAR (dB) | Unc ^E k = 2 |
|-------|-----|---|-------|----------|------------------------|
| 10541 | AAC | IEEE 802.11ac WiFi (40 MHz, MCS7, 99pc duty cycle) | WLAN | 8.46 | ±9.6 |
| 10542 | AAC | IEEE 802.11ac WiFi (40 MHz, MCS8, 99pc duty cycle) | WLAN | 8.65 | ±9.6 |
| 10543 | AAC | IEEE 802.11ac WiFi (40 MHz, MCS9, 99pc duty cycle) | WLAN | 8.65 | ±9.6 |
| 10544 | AAC | IEEE 802.11ac WiFi (80 MHz, MCS9, 99pc duty cycle) | WLAN | 8.47 | ±9.6 |
| 10545 | AAC | IEEE 802.11ac WiFi (80 MHz, MCS1, 99pc duty cycle) | WLAN | 8.55 | ±9.6 |
| 10546 | AAC | IEEE 802.11ac WiFi (80 MHz, MCS2, 99pc duty cycle) | WLAN | 8.35 | ±9.6 |
| 10547 | AAC | IEEE 802.11ac WiFi (80 MHz, MCS3, 99pc duty cycle) | WLAN | 8.49 | ±9.6 |
| 10548 | AAC | IEEE 802.11ac WiFi (80 MHz, MCS4, 99pc duty cycle) | WLAN | 8.37 | ±9.6 |
| 10550 | AAC | IEEE 802.11ac WiFi (80 MHz, MCS6, 99pc duty cycle) | WLAN | 8.38 | ±9.6 |
| 10551 | AAC | IEEE 802.11ac WiFi (80 MHz, MCS7, 99pc duty cycle) | WLAN | 8.50 | ±9.6 |
| 10552 | AAC | IEEE 802.11ac WiFi (80 MHz, MCS8, 99pc duty cycle) | WLAN | 8.42 | ±9.6 |
| 10553 | AAC | IEEE 802.11ac WiFi (80 MHz, MCS9, 99pc duty cycle) | WLAN | 8.45 | ±9.6 |
| 10554 | AAD | IEEE 802.11ac WiFi (160 MHz, MCS0, 99pc duty cycle) | WLAN | 8.48 | ±9.6 |
| 10555 | AAD | IEEE 802.11ac WiFi (160 MHz, MCS1, 99pc duty cycle) | WLAN | 8.47 | ±9.6 |
| 10556 | AAD | IEEE 802.11ac WiFi (160 MHz, MCS2, 99pc duty cycle) | WLAN | 8.50 | ±9.6 |
| 10557 | AAD | IEEE 802.11ac WiFi (160 MHz, MCS3, 99pc duty cycle) | WLAN | 8.52 | ±9.6 |
| 10558 | AAD | IEEE 802.11ac WiFi (160 MHz, MCS4, 99pc duty cycle) | WLAN | 8.61 | ±9.6 |
| 10560 | AAD | IEEE 802.11ac WiFi (160 MHz, MCS6, 99pc duty cycle) | WLAN | 8.73 | ±9.6 |
| 10561 | AAD | IEEE 802.11ac WiFi (160 MHz, MCS7, 99pc duty cycle) | WLAN | 8.56 | ±9.6 |
| 10562 | AAD | IEEE 802.11ac WiFi (160 MHz, MCS8, 99pc duty cycle) | WLAN | 8.69 | ±9.6 |
| 10563 | AAD | IEEE 802.11ac WiFi (160 MHz, MCS9, 99pc duty cycle) | WLAN | 8.77 | ±9.6 |
| 10564 | AAA | IEEE 802.11g WiFi 2.4 GHz (DSSS-OFDM, 9 Mbps, 99pc duty cycle) | WLAN | 8.25 | ±9.6 |
| 10565 | AAA | IEEE 802.11g WiFi 2.4 GHz (DSSS-OFDM, 12 Mbps, 99pc duty cycle) | WLAN | 8.45 | ±9.6 |
| 10566 | AAA | IEEE 802.11g WiFi 2.4 GHz (DSSS-OFDM, 18 Mbps, 99pc duty cycle) | WLAN | 8.13 | ±9.6 |
| 10567 | AAA | IEEE 802.11g WiFi 2.4 GHz (DSSS-OFDM, 24 Mbps, 99pc duty cycle) | WLAN | 8.00 | ±9.6 |
| 10568 | AAA | IEEE 802.11g WiFi 2.4 GHz (DSSS-OFDM, 36 Mbps, 99pc duty cycle) | WLAN | 8.37 | ±9.6 |
| 10569 | AAA | IEEE 802.11g WiFi 2.4 GHz (DSSS-OFDM, 48 Mbps, 99pc duty cycle) | WLAN | 8.10 | ±9.6 |
| 10570 | AAA | IEEE 802.11g WiFi 2.4 GHz (DSSS-OFDM, 54 Mbps, 99pc duty cycle) | WLAN | 8.30 | ±9.6 |
| 10571 | AAA | IEEE 802.11b WiFi 2.4 GHz (DSSS, 1 Mbps, 90pc duty cycle) | WLAN | 1.99 | ±9.6 |
| 10572 | AAA | IEEE 802.11b WiFi 2.4 GHz (DSSS, 2 Mbps, 90pc duty cycle) | WLAN | 1.99 | ±9.6 |
| 10573 | AAA | IEEE 802.11b WiFi 2.4 GHz (DSSS, 5.5 Mbps, 90pc duty cycle) | WLAN | 1.98 | ±9.6 |
| 10574 | AAA | IEEE 802.11b WiFi 2.4 GHz (DSSS, 11 Mbps, 90pc duty cycle) | WLAN | 1.98 | ±9.6 |
| 10575 | AAA | IEEE 802.11g WiFi 2.4 GHz (DSSS-OFDM, 6 Mbps, 90pc duty cycle) | WLAN | 8.59 | ±9.6 |
| 10576 | AAA | IEEE 802.11g WiFi 2.4 GHz (DSSS-OFDM, 9 Mbps, 90pc duty cycle) | WLAN | 8.60 | ±9.6 |
| 10577 | AAA | IEEE 802.11g WiFi 2.4 GHz (DSSS-OFDM, 12 Mbps, 90pc duty cycle) | WLAN | 8.70 | ±9.6 |
| 10578 | AAA | IEEE 802.11g WiFi 2.4 GHz (DSSS-OFDM, 18 Mbps, 90pc duty cycle) | WLAN | 8.49 | ±9.6 |
| 10579 | AAA | IEEE 802.11g WiFi 2.4 GHz (DSSS-OFDM, 24 Mbps, 90pc duty cycle) | WLAN | 8.36 | ±9.6 |
| 10580 | AAA | IEEE 802.11g WiFi 2.4 GHz (DSSS-OFDM, 36 Mbps, 90pc duty cycle) | WLAN | 8.76 | ±9.6 |
| 10581 | AAA | IEEE 802.11g WiFi 2.4 GHz (DSSS-OFDM, 48 Mbps, 90pc duty cycle) | WLAN | 8.35 | ±9.6 |
| 10582 | AAA | IEEE 802.11g WiFi 2.4 GHz (DSSS-OFDM, 54 Mbps, 90pc duty cycle) | WLAN | 8.67 | ±9.6 |
| 10583 | AAC | IEEE 802.11a/h WiFi 5 GHz (OFDM, 6 Mbps, 90pc duty cycle) | WLAN | 8.59 | ±9.6 |
| 10584 | AAC | IEEE 802.11a/h WiFi 5 GHz (OFDM, 9 Mbps, 90pc duty cycle) | WLAN | 8.60 | ±9.6 |
| 10585 | AAC | IEEE 802.11a/h WiFi 5 GHz (OFDM, 12 Mbps, 90pc duty cycle) | WLAN | 8.70 | ±9.6 |
| 10586 | AAC | IEEE 802.11a/h WiFi 5 GHz (OFDM, 18 Mbps, 90pc duty cycle) | WLAN | 8.49 | ±9.6 |
| 10587 | AAC | IEEE 802.11a/h WiFi 5 GHz (OFDM, 24 Mbps, 90pc duty cycle) | WLAN | 8.36 | ±9.6 |
| 10588 | AAC | IEEE 802.11a/h WiFi 5 GHz (OFDM, 36 Mbps, 90pc duty cycle) | WLAN | 8.76 | ±9.6 |
| 10589 | AAC | IEEE 802.11a/h WiFi 5 GHz (OFDM, 48 Mbps, 90pc duty cycle) | WLAN | 8.35 | ±9.6 |
| 10590 | AAC | IEEE 802.11a/h WiFi 5 GHz (OFDM, 54 Mbps, 90pc duty cycle) | WLAN | 8.67 | ±9.6 |
| 10591 | AAC | IEEE 802.11n (HT Mixed, 20 MHz, MCS0, 90pc duty cycle) | WLAN | 8.63 | ±9.6 |
| 10592 | AAC | IEEE 802.11n (HT Mixed, 20 MHz, MCS1, 90pc duty cycle) | WLAN | 8.79 | ±9.6 |
| 10593 | AAC | IEEE 802.11n (HT Mixed, 20 MHz, MCS2, 90pc duty cycle) | WLAN | 8.64 | ±9.6 |
| 10594 | AAC | IEEE 802.11n (HT Mixed, 20 MHz, MCS3, 90pc duty cycle) | WLAN | 8.74 | ±9.6 |
| 10595 | AAC | IEEE 802.11n (HT Mixed, 20 MHz, MCS4, 90pc duty cycle) | WLAN | 8.74 | ±9.6 |
| 10596 | AAC | IEEE 802.11n (HT Mixed, 20 MHz, MCS5, 90pc duty cycle) | WLAN | 8.71 | ±9.6 |
| 10597 | AAC | IEEE 802.11n (HT Mixed, 20 MHz, MCS6, 90pc duty cycle) | WLAN | 8.72 | ±9.6 |
| 10598 | AAC | IEEE 802.11n (HT Mixed, 20 MHz, MCS7, 90pc duty cycle) | WLAN | 8.50 | ±9.6 |
| 10599 | AAC | IEEE 802.11n (HT Mixed, 40 MHz, MCS0, 90pc duty cycle) | WLAN | 8.79 | ±9.6 |
| 10600 | AAC | IEEE 802.11n (HT Mixed, 40 MHz, MCS1, 90pc duty cycle) | WLAN | 8.88 | ±9.6 |
| 10601 | AAC | IEEE 802.11n (HT Mixed, 40 MHz, MCS2, 90pc duty cycle) | WLAN | 8.82 | ±9.6 |
| 10602 | AAC | IEEE 802.11n (HT Mixed, 40 MHz, MCS3, 90pc duty cycle) | WLAN | 8.94 | ±9.6 |
| 10603 | AAC | IEEE 802.11n (HT Mixed, 40 MHz, MCS4, 90pc duty cycle) | WLAN | 9.03 | ±9.6 |
| 10604 | AAC | IEEE 802.11n (HT Mixed, 40 MHz, MCS5, 90pc duty cycle) | WLAN | 8.76 | ±9.6 |
| 10605 | AAC | IEEE 802.11n (HT Mixed, 40 MHz, MCS6, 90pc duty cycle) | WLAN | 8.97 | ±9.6 |
| 10606 | AAC | IEEE 802.11n (HT Mixed, 40 MHz, MCS7, 90pc duty cycle) | WLAN | 8.82 | ±9.6 |
| 10607 | AAC | IEEE 802.11ac WiFi (20 MHz, MCS0, 90pc duty cycle) | WLAN | 8.64 | ±9.6 |
| 10608 | AAC | IEEE 802.11ac WiFi (20 MHz, MCS1, 90pc duty cycle) | WLAN | 8.77 | ±9.6 |

EX3DV4 - SN:3903

July 19, 2023

| UID | Rev | Communication System Name | Group | PAR (dB) | Unc ^k k = 2 |
|-------|-----|---|-----------|----------|------------------------|
| 10609 | AAC | IEEE 802.11ac WiFi (20MHz, MCS2, 90pc duty cycle) | WLAN | 8.57 | ±9.6 |
| 10610 | AAC | IEEE 802.11ac WiFi (20MHz, MCS3, 90pc duty cycle) | WLAN | 8.78 | ±9.6 |
| 10611 | AAC | IEEE 802.11ac WiFi (20MHz, MCS4, 90pc duty cycle) | WLAN | 8.70 | ±9.6 |
| 10612 | AAC | IEEE 802.11ac WiFi (20MHz, MCS5, 90pc duty cycle) | WLAN | 8.77 | ±9.6 |
| 10613 | AAC | IEEE 802.11ac WiFi (20MHz, MCS6, 90pc duty cycle) | WLAN | 8.94 | ±9.6 |
| 10614 | AAC | IEEE 802.11ac WiFi (20MHz, MCS7, 90pc duty cycle) | WLAN | 8.59 | ±9.6 |
| 10615 | AAC | IEEE 802.11ac WiFi (20MHz, MCS8, 90pc duty cycle) | WLAN | 8.82 | ±9.6 |
| 10616 | AAC | IEEE 802.11ac WiFi (40MHz, MCS9, 90pc duty cycle) | WLAN | 8.82 | ±9.6 |
| 10617 | AAC | IEEE 802.11ac WiFi (40MHz, MCS10, 90pc duty cycle) | WLAN | 8.81 | ±9.6 |
| 10618 | AAC | IEEE 802.11ac WiFi (40MHz, MCS11, 90pc duty cycle) | WLAN | 8.58 | ±9.6 |
| 10619 | AAC | IEEE 802.11ac WiFi (40MHz, MCS12, 90pc duty cycle) | WLAN | 8.86 | ±9.6 |
| 10620 | AAC | IEEE 802.11ac WiFi (40MHz, MCS13, 90pc duty cycle) | WLAN | 8.57 | ±9.6 |
| 10621 | AAC | IEEE 802.11ac WiFi (40MHz, MCS14, 90pc duty cycle) | WLAN | 8.77 | ±9.6 |
| 10622 | AAC | IEEE 802.11ac WiFi (40MHz, MCS15, 90pc duty cycle) | WLAN | 8.68 | ±9.6 |
| 10623 | AAC | IEEE 802.11ac WiFi (40MHz, MCS16, 90pc duty cycle) | WLAN | 8.82 | ±9.6 |
| 10624 | AAC | IEEE 802.11ac WiFi (40MHz, MCS17, 90pc duty cycle) | WLAN | 8.96 | ±9.6 |
| 10625 | AAC | IEEE 802.11ac WiFi (40MHz, MCS18, 90pc duty cycle) | WLAN | 8.96 | ±9.6 |
| 10626 | AAC | IEEE 802.11ac WiFi (80MHz, MCS19, 90pc duty cycle) | WLAN | 8.83 | ±9.6 |
| 10627 | AAC | IEEE 802.11ac WiFi (80MHz, MCS20, 90pc duty cycle) | WLAN | 8.88 | ±9.6 |
| 10628 | AAC | IEEE 802.11ac WiFi (80MHz, MCS21, 90pc duty cycle) | WLAN | 8.71 | ±9.6 |
| 10629 | AAC | IEEE 802.11ac WiFi (80MHz, MCS22, 90pc duty cycle) | WLAN | 8.85 | ±9.6 |
| 10630 | AAC | IEEE 802.11ac WiFi (80MHz, MCS23, 90pc duty cycle) | WLAN | 8.72 | ±9.6 |
| 10631 | AAC | IEEE 802.11ac WiFi (80MHz, MCS24, 90pc duty cycle) | WLAN | 8.81 | ±9.6 |
| 10632 | AAC | IEEE 802.11ac WiFi (80MHz, MCS25, 90pc duty cycle) | WLAN | 8.74 | ±9.6 |
| 10633 | AAC | IEEE 802.11ac WiFi (80MHz, MCS26, 90pc duty cycle) | WLAN | 8.83 | ±9.6 |
| 10634 | AAC | IEEE 802.11ac WiFi (80MHz, MCS27, 90pc duty cycle) | WLAN | 8.80 | ±9.6 |
| 10635 | AAC | IEEE 802.11ac WiFi (80MHz, MCS28, 90pc duty cycle) | WLAN | 8.81 | ±9.6 |
| 10636 | AAD | IEEE 802.11ac WiFi (160MHz, MCS29, 90pc duty cycle) | WLAN | 8.83 | ±9.6 |
| 10637 | AAD | IEEE 802.11ac WiFi (160MHz, MCS30, 90pc duty cycle) | WLAN | 8.79 | ±9.6 |
| 10638 | AAD | IEEE 802.11ac WiFi (160MHz, MCS31, 90pc duty cycle) | WLAN | 8.86 | ±9.6 |
| 10639 | AAD | IEEE 802.11ac WiFi (160MHz, MCS32, 90pc duty cycle) | WLAN | 8.85 | ±9.6 |
| 10640 | AAD | IEEE 802.11ac WiFi (160MHz, MCS33, 90pc duty cycle) | WLAN | 8.98 | ±9.6 |
| 10641 | AAD | IEEE 802.11ac WiFi (160MHz, MCS34, 90pc duty cycle) | WLAN | 9.06 | ±9.6 |
| 10642 | AAD | IEEE 802.11ac WiFi (160MHz, MCS35, 90pc duty cycle) | WLAN | 9.06 | ±9.6 |
| 10643 | AAD | IEEE 802.11ac WiFi (160MHz, MCS36, 90pc duty cycle) | WLAN | 8.89 | ±9.6 |
| 10644 | AAD | IEEE 802.11ac WiFi (160MHz, MCS37, 90pc duty cycle) | WLAN | 9.05 | ±9.6 |
| 10645 | AAD | IEEE 802.11ac WiFi (160MHz, MCS38, 90pc duty cycle) | WLAN | 9.11 | ±9.6 |
| 10646 | AAH | LTE-TDD (SC-FDMA, 1 RB, 5MHz, QPSK, UL Subframe=2,7) | LTE-TDD | 11.98 | ±9.6 |
| 10647 | AAG | LTE-TDD (SC-FDMA, 1 RB, 20MHz, QPSK, UL Subframe=2,7) | LTE-TDD | 11.98 | ±9.6 |
| 10648 | AAA | CDMA2000 (1x Advanced) | CDMA2000 | 3.45 | ±9.6 |
| 10652 | AAF | LTE-TDD (OFDMA, 5MHz, E-TM 3.1, Clipping 44%) | LTE-TDD | 6.91 | ±9.6 |
| 10653 | AAF | LTE-TDD (OFDMA, 10MHz, E-TM 3.1, Clipping 44%) | LTE-TDD | 7.42 | ±9.6 |
| 10654 | AAE | LTE-TDD (OFDMA, 15MHz, E-TM 3.1, Clipping 44%) | LTE-TDD | 6.96 | ±9.6 |
| 10655 | AAF | LTE-TDD (OFDMA, 20MHz, E-TM 3.1, Clipping 44%) | LTE-TDD | 7.21 | ±9.6 |
| 10658 | AAB | Pulse Wavelorm (200Hz, 10%) | Test | 10.00 | ±9.6 |
| 10659 | AAB | Pulse Wavelorm (200Hz, 20%) | Test | 6.99 | ±9.6 |
| 10660 | AAB | Pulse Wavelorm (200Hz, 40%) | Test | 3.98 | ±9.6 |
| 10661 | AAB | Pulse Wavelorm (200Hz, 60%) | Test | 2.22 | ±9.6 |
| 10662 | AAB | Pulse Wavelorm (200Hz, 80%) | Test | 0.97 | ±9.6 |
| 10670 | AAA | Bluetooth Low Energy | Bluetooth | 2.19 | ±9.8 |
| 10671 | AAC | IEEE 802.11ax (20MHz, MCS0, 90pc duty cycle) | WLAN | 9.09 | ±9.6 |
| 10672 | AAC | IEEE 802.11ax (20MHz, MCS1, 90pc duty cycle) | WLAN | 8.57 | ±9.6 |
| 10673 | AAC | IEEE 802.11ax (20MHz, MCS2, 90pc duty cycle) | WLAN | 8.78 | ±9.6 |
| 10674 | AAC | IEEE 802.11ax (20MHz, MCS3, 90pc duty cycle) | WLAN | 8.74 | ±9.6 |
| 10675 | AAC | IEEE 802.11ax (20MHz, MCS4, 90pc duty cycle) | WLAN | 8.80 | ±9.6 |
| 10676 | AAC | IEEE 802.11ax (20MHz, MCS5, 90pc duty cycle) | WLAN | 8.77 | ±9.6 |
| 10677 | AAC | IEEE 802.11ax (20MHz, MCS6, 90pc duty cycle) | WLAN | 8.73 | ±9.6 |
| 10678 | AAC | IEEE 802.11ax (20MHz, MCS7, 90pc duty cycle) | WLAN | 8.78 | ±9.6 |
| 10679 | AAC | IEEE 802.11ax (20MHz, MCS8, 90pc duty cycle) | WLAN | 8.89 | ±9.6 |
| 10680 | AAC | IEEE 802.11ax (20MHz, MCS9, 90pc duty cycle) | WLAN | 8.80 | ±9.6 |
| 10681 | AAC | IEEE 802.11ax (20MHz, MCS10, 90pc duty cycle) | WLAN | 8.62 | ±9.6 |
| 10682 | AAC | IEEE 802.11ax (20MHz, MCS11, 90pc duty cycle) | WLAN | 8.83 | ±9.6 |
| 10683 | AAC | IEEE 802.11ax (20MHz, MCS12, 90pc duty cycle) | WLAN | 8.42 | ±9.6 |
| 10684 | AAC | IEEE 802.11ax (20MHz, MCS13, 90pc duty cycle) | WLAN | 8.26 | ±9.6 |
| 10685 | AAC | IEEE 802.11ax (20MHz, MCS14, 90pc duty cycle) | WLAN | 8.33 | ±9.6 |
| 10686 | AAC | IEEE 802.11ax (20MHz, MCS15, 90pc duty cycle) | WLAN | 8.28 | ±9.6 |

EX3DV4 - SN:3903

July 19, 2023

| UID | Rev | Communication System Name | Group | PAR (dB) | Unc ^E k = 2 |
|-------|-----|--|-------|----------|------------------------|
| 10667 | AAC | IEEE 802.11ax (20 MHz, MCS4, 99pc duty cycle) | WLAN | 8.45 | ±9.6 |
| 10668 | AAC | IEEE 802.11ax (20 MHz, MCS5, 99pc duty cycle) | WLAN | 8.29 | ±9.6 |
| 10669 | AAC | IEEE 802.11ax (20 MHz, MCS6, 99pc duty cycle) | WLAN | 8.55 | ±9.6 |
| 10690 | AAC | IEEE 802.11ax (20 MHz, MCS7, 99pc duty cycle) | WLAN | 8.29 | ±9.6 |
| 10691 | AAC | IEEE 802.11ax (20 MHz, MCS8, 99pc duty cycle) | WLAN | 8.25 | ±9.6 |
| 10692 | AAC | IEEE 802.11ax (20 MHz, MCS9, 99pc duty cycle) | WLAN | 8.29 | ±9.6 |
| 10693 | AAC | IEEE 802.11ax (20 MHz, MCS10, 99pc duty cycle) | WLAN | 8.25 | ±9.6 |
| 10694 | AAC | IEEE 802.11ax (20 MHz, MCS11, 99pc duty cycle) | WLAN | 8.57 | ±9.6 |
| 10695 | AAC | IEEE 802.11ax (40 MHz, MCS0, 90pc duty cycle) | WLAN | 8.78 | ±9.6 |
| 10696 | AAC | IEEE 802.11ax (40 MHz, MCS1, 90pc duty cycle) | WLAN | 8.91 | ±9.6 |
| 10697 | AAC | IEEE 802.11ax (40 MHz, MCS2, 90pc duty cycle) | WLAN | 8.61 | ±9.6 |
| 10698 | AAC | IEEE 802.11ax (40 MHz, MCS3, 90pc duty cycle) | WLAN | 8.89 | ±9.6 |
| 10699 | AAC | IEEE 802.11ax (40 MHz, MCS4, 90pc duty cycle) | WLAN | 8.82 | ±9.6 |
| 10700 | AAC | IEEE 802.11ax (40 MHz, MCS5, 90pc duty cycle) | WLAN | 8.73 | ±9.6 |
| 10701 | AAC | IEEE 802.11ax (40 MHz, MCS6, 90pc duty cycle) | WLAN | 8.86 | ±9.6 |
| 10702 | AAC | IEEE 802.11ax (40 MHz, MCS7, 90pc duty cycle) | WLAN | 8.70 | ±9.6 |
| 10703 | AAC | IEEE 802.11ax (40 MHz, MCS8, 90pc duty cycle) | WLAN | 8.82 | ±9.6 |
| 10704 | AAC | IEEE 802.11ax (40 MHz, MCS9, 90pc duty cycle) | WLAN | 8.56 | ±9.6 |
| 10705 | AAC | IEEE 802.11ax (40 MHz, MCS10, 90pc duty cycle) | WLAN | 8.69 | ±9.6 |
| 10706 | AAC | IEEE 802.11ax (40 MHz, MCS11, 90pc duty cycle) | WLAN | 8.66 | ±9.6 |
| 10707 | AAC | IEEE 802.11ax (40 MHz, MCS0, 99pc duty cycle) | WLAN | 8.32 | ±9.6 |
| 10708 | AAC | IEEE 802.11ax (40 MHz, MCS1, 99pc duty cycle) | WLAN | 8.55 | ±9.6 |
| 10709 | AAC | IEEE 802.11ax (40 MHz, MCS2, 99pc duty cycle) | WLAN | 8.33 | ±9.6 |
| 10710 | AAC | IEEE 802.11ax (40 MHz, MCS3, 99pc duty cycle) | WLAN | 8.29 | ±9.6 |
| 10711 | AAC | IEEE 802.11ax (40 MHz, MCS4, 99pc duty cycle) | WLAN | 8.39 | ±9.6 |
| 10712 | AAC | IEEE 802.11ax (40 MHz, MCS5, 99pc duty cycle) | WLAN | 8.67 | ±9.6 |
| 10713 | AAC | IEEE 802.11ax (40 MHz, MCS6, 99pc duty cycle) | WLAN | 8.33 | ±9.6 |
| 10714 | AAC | IEEE 802.11ax (40 MHz, MCS7, 99pc duty cycle) | WLAN | 8.26 | ±9.6 |
| 10715 | AAC | IEEE 802.11ax (40 MHz, MCS8, 99pc duty cycle) | WLAN | 8.45 | ±9.6 |
| 10716 | AAC | IEEE 802.11ax (40 MHz, MCS9, 99pc duty cycle) | WLAN | 8.30 | ±9.6 |
| 10717 | AAC | IEEE 802.11ax (40 MHz, MCS10, 99pc duty cycle) | WLAN | 8.48 | ±9.6 |
| 10718 | AAC | IEEE 802.11ax (40 MHz, MCS11, 99pc duty cycle) | WLAN | 8.24 | ±9.6 |
| 10719 | AAC | IEEE 802.11ax (80 MHz, MCS0, 90pc duty cycle) | WLAN | 8.81 | ±9.6 |
| 10720 | AAC | IEEE 802.11ax (80 MHz, MCS1, 90pc duty cycle) | WLAN | 8.87 | ±9.6 |
| 10721 | AAC | IEEE 802.11ax (80 MHz, MCS2, 90pc duty cycle) | WLAN | 8.76 | ±9.6 |
| 10722 | AAC | IEEE 802.11ax (80 MHz, MCS3, 90pc duty cycle) | WLAN | 8.55 | ±9.6 |
| 10723 | AAC | IEEE 802.11ax (80 MHz, MCS4, 90pc duty cycle) | WLAN | 8.70 | ±9.6 |
| 10724 | AAC | IEEE 802.11ax (80 MHz, MCS5, 90pc duty cycle) | WLAN | 8.90 | ±9.6 |
| 10725 | AAC | IEEE 802.11ax (80 MHz, MCS6, 90pc duty cycle) | WLAN | 8.74 | ±9.6 |
| 10726 | AAC | IEEE 802.11ax (80 MHz, MCS7, 90pc duty cycle) | WLAN | 8.72 | ±9.6 |
| 10727 | AAC | IEEE 802.11ax (80 MHz, MCS8, 90pc duty cycle) | WLAN | 8.66 | ±9.6 |
| 10728 | AAC | IEEE 802.11ax (80 MHz, MCS9, 90pc duty cycle) | WLAN | 8.85 | ±9.6 |
| 10729 | AAC | IEEE 802.11ax (80 MHz, MCS10, 90pc duty cycle) | WLAN | 8.64 | ±9.6 |
| 10730 | AAC | IEEE 802.11ax (80 MHz, MCS11, 90pc duty cycle) | WLAN | 8.67 | ±9.6 |
| 10731 | AAC | IEEE 802.11ax (80 MHz, MCS0, 99pc duty cycle) | WLAN | 8.42 | ±9.6 |
| 10732 | AAC | IEEE 802.11ax (80 MHz, MCS1, 99pc duty cycle) | WLAN | 8.46 | ±9.6 |
| 10733 | AAC | IEEE 802.11ax (80 MHz, MCS2, 99pc duty cycle) | WLAN | 8.40 | ±9.6 |
| 10734 | AAC | IEEE 802.11ax (80 MHz, MCS3, 99pc duty cycle) | WLAN | 8.25 | ±9.6 |
| 10735 | AAC | IEEE 802.11ax (80 MHz, MCS4, 99pc duty cycle) | WLAN | 8.33 | ±9.6 |
| 10736 | AAC | IEEE 802.11ax (80 MHz, MCS5, 99pc duty cycle) | WLAN | 8.27 | ±9.6 |
| 10737 | AAC | IEEE 802.11ax (80 MHz, MCS6, 99pc duty cycle) | WLAN | 8.36 | ±9.6 |
| 10738 | AAC | IEEE 802.11ax (80 MHz, MCS7, 99pc duty cycle) | WLAN | 8.42 | ±9.6 |
| 10739 | AAC | IEEE 802.11ax (80 MHz, MCS8, 99pc duty cycle) | WLAN | 8.29 | ±9.6 |
| 10740 | AAC | IEEE 802.11ax (80 MHz, MCS9, 99pc duty cycle) | WLAN | 8.48 | ±9.6 |
| 10741 | AAC | IEEE 802.11ax (80 MHz, MCS10, 99pc duty cycle) | WLAN | 8.40 | ±9.6 |
| 10742 | AAC | IEEE 802.11ax (80 MHz, MCS11, 99pc duty cycle) | WLAN | 8.43 | ±9.6 |
| 10743 | AAC | IEEE 802.11ax (160 MHz, MCS0, 90pc duty cycle) | WLAN | 8.94 | ±9.6 |
| 10744 | AAC | IEEE 802.11ax (160 MHz, MCS1, 90pc duty cycle) | WLAN | 9.16 | ±9.6 |
| 10745 | AAC | IEEE 802.11ax (160 MHz, MCS2, 90pc duty cycle) | WLAN | 8.93 | ±9.6 |
| 10746 | AAC | IEEE 802.11ax (160 MHz, MCS3, 90pc duty cycle) | WLAN | 9.11 | ±9.6 |
| 10747 | AAC | IEEE 802.11ax (160 MHz, MCS4, 90pc duty cycle) | WLAN | 9.04 | ±9.6 |
| 10748 | AAC | IEEE 802.11ax (160 MHz, MCS5, 90pc duty cycle) | WLAN | 8.93 | ±9.6 |
| 10749 | AAC | IEEE 802.11ax (160 MHz, MCS6, 90pc duty cycle) | WLAN | 8.90 | ±9.6 |
| 10750 | AAC | IEEE 802.11ax (160 MHz, MCS7, 90pc duty cycle) | WLAN | 8.79 | ±9.6 |
| 10751 | AAC | IEEE 802.11ax (160 MHz, MCS8, 90pc duty cycle) | WLAN | 8.82 | ±9.6 |
| 10752 | AAC | IEEE 802.11ax (160 MHz, MCS9, 90pc duty cycle) | WLAN | 8.81 | ±9.6 |

EX3DV4 - SN:3903

July 19, 2023

| UID | Rev | Communication System Name | Group | PAR (dB) | Unc ^k k = 2 |
|-------|-----|---|---------------|----------|------------------------|
| 10753 | AAC | IEEE 802.11ax (160 MHz, MCS10, 99pc duty cycle) | WLAN | 9.00 | ±9.6 |
| 10754 | AAC | IEEE 802.11ax (160 MHz, MCS11, 99pc duty cycle) | WLAN | 8.94 | ±9.6 |
| 10755 | AAC | IEEE 802.11ax (160 MHz, MCS0, 99pc duty cycle) | WLAN | 8.64 | ±9.6 |
| 10756 | AAC | IEEE 802.11ax (160 MHz, MCS1, 99pc duty cycle) | WLAN | 8.77 | ±9.6 |
| 10757 | AAC | IEEE 802.11ax (160 MHz, MCS2, 99pc duty cycle) | WLAN | 8.77 | ±9.6 |
| 10758 | AAC | IEEE 802.11ax (160 MHz, MCS3, 99pc duty cycle) | WLAN | 8.69 | ±9.6 |
| 10759 | AAC | IEEE 802.11ax (160 MHz, MCS4, 99pc duty cycle) | WLAN | 8.58 | ±9.6 |
| 10760 | AAC | IEEE 802.11ax (160 MHz, MCS5, 99pc duty cycle) | WLAN | 8.49 | ±9.6 |
| 10761 | AAC | IEEE 802.11ax (160 MHz, MCS6, 99pc duty cycle) | WLAN | 8.56 | ±9.6 |
| 10762 | AAC | IEEE 802.11ax (160 MHz, MCS7, 99pc duty cycle) | WLAN | 8.49 | ±9.6 |
| 10763 | AAC | IEEE 802.11ax (160 MHz, MCS8, 99pc duty cycle) | WLAN | 8.53 | ±9.6 |
| 10764 | AAC | IEEE 802.11ax (160 MHz, MCS9, 99pc duty cycle) | WLAN | 8.54 | ±9.6 |
| 10765 | AAC | IEEE 802.11ax (160 MHz, MCS10, 99pc duty cycle) | WLAN | 8.54 | ±9.6 |
| 10766 | AAC | IEEE 802.11ax (160 MHz, MCS11, 99pc duty cycle) | WLAN | 8.51 | ±9.6 |
| 10767 | AAE | 5G NR (CP-OFDM, 1 RB, 5 MHz, QPSK, 15 kHz) | 5G NR FR1 TDD | 7.99 | ±9.6 |
| 10768 | AAD | 5G NR (CP-OFDM, 1 RB, 10 MHz, QPSK, 15 kHz) | 5G NR FR1 TDD | 8.01 | ±9.6 |
| 10769 | AAD | 5G NR (CP-OFDM, 1 RB, 15 MHz, QPSK, 15 kHz) | 5G NR FR1 TDD | 8.01 | ±9.6 |
| 10770 | AAD | 5G NR (CP-OFDM, 1 RB, 20 MHz, QPSK, 15 kHz) | 5G NR FR1 TDD | 8.02 | ±9.6 |
| 10771 | AAD | 5G NR (CP-OFDM, 1 RB, 25 MHz, QPSK, 15 kHz) | 5G NR FR1 TDD | 8.02 | ±9.6 |
| 10772 | AAD | 5G NR (CP-OFDM, 1 RB, 30 MHz, QPSK, 15 kHz) | 5G NR FR1 TDD | 8.23 | ±9.6 |
| 10773 | AAD | 5G NR (CP-OFDM, 1 RB, 40 MHz, QPSK, 15 kHz) | 5G NR FR1 TDD | 8.03 | ±9.6 |
| 10774 | AAD | 5G NR (CP-OFDM, 1 RB, 50 MHz, QPSK, 15 kHz) | 5G NR FR1 TDD | 8.02 | ±9.6 |
| 10775 | AAD | 5G NR (CP-OFDM, 50% RB, 5 MHz, QPSK, 15 kHz) | 5G NR FR1 TDD | 8.31 | ±9.6 |
| 10776 | AAD | 5G NR (CP-OFDM, 50% RB, 10 MHz, QPSK, 15 kHz) | 5G NR FR1 TDD | 8.30 | ±9.6 |
| 10777 | AAE | 5G NR (CP-OFDM, 50% RB, 15 MHz, QPSK, 15 kHz) | 5G NR FR1 TDD | 8.30 | ±9.6 |
| 10778 | AAD | 5G NR (CP-OFDM, 50% RB, 20 MHz, QPSK, 15 kHz) | 5G NR FR1 TDD | 8.34 | ±9.6 |
| 10779 | AAE | 5G NR (CP-OFDM, 50% RB, 25 MHz, QPSK, 15 kHz) | 5G NR FR1 TDD | 8.42 | ±9.6 |
| 10780 | AAD | 5G NR (CP-OFDM, 50% RB, 30 MHz, QPSK, 15 kHz) | 5G NR FR1 TDD | 8.38 | ±9.6 |
| 10781 | AAD | 5G NR (CP-OFDM, 50% RB, 40 MHz, QPSK, 15 kHz) | 5G NR FR1 TDD | 8.38 | ±9.6 |
| 10782 | AAD | 5G NR (CP-OFDM, 50% RB, 50 MHz, QPSK, 15 kHz) | 5G NR FR1 TDD | 8.43 | ±9.6 |
| 10783 | AAE | 5G NR (CP-OFDM, 100% RB, 5 MHz, QPSK, 15 kHz) | 5G NR FR1 TDD | 8.31 | ±9.6 |
| 10784 | AAD | 5G NR (CP-OFDM, 100% RB, 10 MHz, QPSK, 15 kHz) | 5G NR FR1 TDD | 8.29 | ±9.6 |
| 10785 | AAD | 5G NR (CP-OFDM, 100% RB, 15 MHz, QPSK, 15 kHz) | 5G NR FR1 TDD | 8.40 | ±9.6 |
| 10786 | AAD | 5G NR (CP-OFDM, 100% RB, 20 MHz, QPSK, 15 kHz) | 5G NR FR1 TDD | 8.35 | ±9.6 |
| 10787 | AAD | 5G NR (CP-OFDM, 100% RB, 25 MHz, QPSK, 15 kHz) | 5G NR FR1 TDD | 8.44 | ±9.6 |
| 10788 | AAD | 5G NR (CP-OFDM, 100% RB, 30 MHz, QPSK, 15 kHz) | 5G NR FR1 TDD | 8.39 | ±9.6 |
| 10789 | AAD | 5G NR (CP-OFDM, 100% RB, 40 MHz, QPSK, 15 kHz) | 5G NR FR1 TDD | 8.37 | ±9.6 |
| 10790 | AAD | 5G NR (CP-OFDM, 100% RB, 50 MHz, QPSK, 15 kHz) | 5G NR FR1 TDD | 8.39 | ±9.6 |
| 10791 | AAE | 5G NR (CP-OFDM, 1 RB, 5 MHz, QPSK, 30 kHz) | 5G NR FR1 TDD | 7.83 | ±9.6 |
| 10792 | AAD | 5G NR (CP-OFDM, 1 RB, 10 MHz, QPSK, 30 kHz) | 5G NR FR1 TDD | 7.82 | ±9.6 |
| 10793 | AAD | 5G NR (CP-OFDM, 1 RB, 15 MHz, QPSK, 30 kHz) | 5G NR FR1 TDD | 7.95 | ±9.6 |
| 10794 | AAD | 5G NR (CP-OFDM, 1 RB, 20 MHz, QPSK, 30 kHz) | 5G NR FR1 TDD | 7.82 | ±9.6 |
| 10795 | AAD | 5G NR (CP-OFDM, 1 RB, 25 MHz, QPSK, 30 kHz) | 5G NR FR1 TDD | 7.84 | ±9.6 |
| 10796 | AAD | 5G NR (CP-OFDM, 1 RB, 30 MHz, QPSK, 30 kHz) | 5G NR FR1 TDD | 7.82 | ±9.6 |
| 10797 | AAD | 5G NR (CP-OFDM, 1 RB, 40 MHz, QPSK, 30 kHz) | 5G NR FR1 TDD | 8.01 | ±9.6 |
| 10798 | AAD | 5G NR (CP-OFDM, 1 RB, 50 MHz, QPSK, 30 kHz) | 5G NR FR1 TDD | 7.89 | ±9.6 |
| 10799 | AAD | 5G NR (CP-OFDM, 1 RB, 60 MHz, QPSK, 30 kHz) | 5G NR FR1 TDD | 7.93 | ±9.6 |
| 10801 | AAD | 5G NR (CP-OFDM, 1 RB, 80 MHz, QPSK, 30 kHz) | 5G NR FR1 TDD | 7.89 | ±9.6 |
| 10802 | AAD | 5G NR (CP-OFDM, 1 RB, 90 MHz, QPSK, 30 kHz) | 5G NR FR1 TDD | 7.87 | ±9.6 |
| 10803 | AAD | 5G NR (CP-OFDM, 1 RB, 100 MHz, QPSK, 30 kHz) | 5G NR FR1 TDD | 7.93 | ±9.6 |
| 10805 | AAD | 5G NR (CP-OFDM, 50% RB, 10 MHz, QPSK, 30 kHz) | 5G NR FR1 TDD | 8.34 | ±9.6 |
| 10806 | AAD | 5G NR (CP-OFDM, 50% RB, 15 MHz, QPSK, 30 kHz) | 5G NR FR1 TDD | 8.37 | ±9.6 |
| 10809 | AAD | 5G NR (CP-OFDM, 50% RB, 30 MHz, QPSK, 30 kHz) | 5G NR FR1 TDD | 8.34 | ±9.6 |
| 10810 | AAD | 5G NR (CP-OFDM, 50% RB, 40 MHz, QPSK, 30 kHz) | 5G NR FR1 TDD | 8.34 | ±9.6 |
| 10812 | AAD | 5G NR (CP-OFDM, 50% RB, 60 MHz, QPSK, 30 kHz) | 5G NR FR1 TDD | 8.35 | ±9.6 |
| 10817 | AAE | 5G NR (CP-OFDM, 100% RB, 5 MHz, QPSK, 30 kHz) | 5G NR FR1 TDD | 8.35 | ±9.6 |
| 10818 | AAD | 5G NR (CP-OFDM, 100% RB, 10 MHz, QPSK, 30 kHz) | 5G NR FR1 TDD | 8.34 | ±9.6 |
| 10819 | AAD | 5G NR (CP-OFDM, 100% RB, 15 MHz, QPSK, 30 kHz) | 5G NR FR1 TDD | 8.33 | ±9.6 |
| 10820 | AAD | 5G NR (CP-OFDM, 100% RB, 20 MHz, QPSK, 30 kHz) | 5G NR FR1 TDD | 8.30 | ±9.6 |
| 10821 | AAD | 5G NR (CP-OFDM, 100% RB, 25 MHz, QPSK, 30 kHz) | 5G NR FR1 TDD | 8.41 | ±9.6 |
| 10822 | AAD | 5G NR (CP-OFDM, 100% RB, 30 MHz, QPSK, 30 kHz) | 5G NR FR1 TDD | 8.41 | ±9.6 |
| 10823 | AAD | 5G NR (CP-OFDM, 100% RB, 40 MHz, QPSK, 30 kHz) | 5G NR FR1 TDD | 8.36 | ±9.6 |
| 10824 | AAD | 5G NR (CP-OFDM, 100% RB, 50 MHz, QPSK, 30 kHz) | 5G NR FR1 TDD | 8.39 | ±9.6 |
| 10825 | AAD | 5G NR (CP-OFDM, 100% RB, 60 MHz, QPSK, 30 kHz) | 5G NR FR1 TDD | 8.41 | ±9.6 |
| 10827 | AAD | 5G NR (CP-OFDM, 100% RB, 80 MHz, QPSK, 30 kHz) | 5G NR FR1 TDD | 8.42 | ±9.6 |
| 10828 | AAD | 5G NR (CP-OFDM, 100% RB, 90 MHz, QPSK, 30 kHz) | 5G NR FR1 TDD | 8.43 | ±9.6 |

EX3DV4 - SN:3903

July 19, 2023

| UID | Rev | Communication System Name | Group | PAR (dB) | Unc ^k k = 2 |
|-------|-----|--|---------------|----------|------------------------|
| 10829 | AAD | 5G NR (CP-OFDM, 100% RB, 100MHz, QPSK, 30kHz) | 5G NR FR1 TDD | 8.40 | ±9.6 |
| 10830 | AAD | 5G NR (CP-OFDM, 1 RB, 10MHz, QPSK, 50kHz) | 5G NR FR1 TDD | 7.63 | ±9.6 |
| 10831 | AAD | 5G NR (CP-OFDM, 1 RB, 15MHz, QPSK, 60kHz) | 5G NR FR1 TDD | 7.73 | ±9.6 |
| 10832 | AAD | 5G NR (CP-OFDM, 1 RB, 20MHz, QPSK, 60kHz) | 5G NR FR1 TDD | 7.74 | ±9.6 |
| 10833 | AAD | 5G NR (CP-OFDM, 1 RB, 25MHz, QPSK, 60kHz) | 5G NR FR1 TDD | 7.70 | ±9.6 |
| 10834 | AAD | 5G NR (CP-OFDM, 1 RB, 30MHz, QPSK, 60kHz) | 5G NR FR1 TDD | 7.75 | ±9.6 |
| 10835 | AAD | 5G NR (CP-OFDM, 1 RB, 40MHz, QPSK, 60kHz) | 5G NR FR1 TDD | 7.70 | ±9.6 |
| 10836 | AAD | 5G NR (CP-OFDM, 1 RB, 50MHz, QPSK, 60kHz) | 5G NR FR1 TDD | 7.66 | ±9.6 |
| 10837 | AAD | 5G NR (CP-OFDM, 1 RB, 60MHz, QPSK, 60kHz) | 5G NR FR1 TDD | 7.68 | ±9.6 |
| 10839 | AAD | 5G NR (CP-OFDM, 1 RB, 80MHz, QPSK, 60kHz) | 5G NR FR1 TDD | 7.70 | ±9.6 |
| 10840 | AAD | 5G NR (CP-OFDM, 1 RB, 90MHz, QPSK, 60kHz) | 5G NR FR1 TDD | 7.67 | ±9.6 |
| 10841 | AAD | 5G NR (CP-OFDM, 1 RB, 100MHz, QPSK, 60kHz) | 5G NR FR1 TDD | 7.71 | ±9.6 |
| 10843 | AAD | 5G NR (CP-OFDM, 50% RB, 15MHz, QPSK, 60kHz) | 5G NR FR1 TDD | 8.49 | ±9.6 |
| 10844 | AAD | 5G NR (CP-OFDM, 50% RB, 20MHz, QPSK, 60kHz) | 5G NR FR1 TDD | 8.34 | ±9.6 |
| 10846 | AAD | 5G NR (CP-OFDM, 50% RB, 30MHz, QPSK, 60kHz) | 5G NR FR1 TDD | 8.41 | ±9.6 |
| 10854 | AAD | 5G NR (CP-OFDM, 100% RB, 10MHz, QPSK, 60kHz) | 5G NR FR1 TDD | 8.34 | ±9.6 |
| 10855 | AAD | 5G NR (CP-OFDM, 100% RB, 15MHz, QPSK, 60kHz) | 5G NR FR1 TDD | 8.36 | ±9.6 |
| 10856 | AAD | 5G NR (CP-OFDM, 100% RB, 20MHz, QPSK, 60kHz) | 5G NR FR1 TDD | 8.37 | ±9.6 |
| 10857 | AAD | 5G NR (CP-OFDM, 100% RB, 25MHz, QPSK, 60kHz) | 5G NR FR1 TDD | 8.35 | ±9.6 |
| 10858 | AAD | 5G NR (CP-OFDM, 100% RB, 30MHz, QPSK, 60kHz) | 5G NR FR1 TDD | 8.36 | ±9.6 |
| 10859 | AAD | 5G NR (CP-OFDM, 100% RB, 40MHz, QPSK, 60kHz) | 5G NR FR1 TDD | 8.34 | ±9.6 |
| 10860 | AAD | 5G NR (CP-OFDM, 100% RB, 50MHz, QPSK, 60kHz) | 5G NR FR1 TDD | 8.41 | ±9.6 |
| 10861 | AAD | 5G NR (CP-OFDM, 100% RB, 60MHz, QPSK, 60kHz) | 5G NR FR1 TDD | 8.40 | ±9.6 |
| 10863 | AAD | 5G NR (CP-OFDM, 100% RB, 80MHz, QPSK, 60kHz) | 5G NR FR1 TDD | 8.41 | ±9.6 |
| 10864 | AAD | 5G NR (CP-OFDM, 100% RB, 90MHz, QPSK, 60kHz) | 5G NR FR1 TDD | 8.37 | ±9.6 |
| 10865 | AAD | 5G NR (CP-OFDM, 100% RB, 100MHz, QPSK, 60kHz) | 5G NR FR1 TDD | 8.41 | ±9.6 |
| 10866 | AAD | 5G NR (DFT-s-OFDM, 1 RB, 100MHz, QPSK, 30kHz) | 5G NR FR1 TDD | 5.68 | ±9.6 |
| 10868 | AAD | 5G NR (DFT-s-OFDM, 100% RB, 100MHz, QPSK, 30kHz) | 5G NR FR1 TDD | 5.89 | ±9.6 |
| 10869 | AAE | 5G NR (DFT-s-OFDM, 1 RB, 100MHz, QPSK, 120kHz) | 5G NR FR2 TDD | 5.75 | ±9.6 |
| 10870 | AAE | 5G NR (DFT-s-OFDM, 100% RB, 100MHz, QPSK, 120kHz) | 5G NR FR2 TDD | 5.86 | ±9.6 |
| 10871 | AAE | 5G NR (DFT-s-OFDM, 1 RB, 100MHz, 16QAM, 120kHz) | 5G NR FR2 TDD | 5.75 | ±9.6 |
| 10872 | AAE | 5G NR (DFT-s-OFDM, 100% RB, 100MHz, 16QAM, 120kHz) | 5G NR FR2 TDD | 5.52 | ±9.6 |
| 10873 | AAE | 5G NR (DFT-s-OFDM, 1 RB, 100MHz, 64QAM, 120kHz) | 5G NR FR2 TDD | 6.61 | ±9.6 |
| 10874 | AAE | 5G NR (DFT-s-OFDM, 100% RB, 100MHz, 64QAM, 120kHz) | 5G NR FR2 TDD | 6.68 | ±9.6 |
| 10875 | AAE | 5G NR (CP-OFDM, 1 RB, 100MHz, QPSK, 120kHz) | 5G NR FR2 TDD | 7.78 | ±9.6 |
| 10876 | AAE | 5G NR (CP-OFDM, 100% RB, 100MHz, QPSK, 120kHz) | 5G NR FR2 TDD | 8.39 | ±9.6 |
| 10877 | AAE | 5G NR (CP-OFDM, 1 RB, 100MHz, 16QAM, 120kHz) | 5G NR FR2 TDD | 7.95 | ±9.6 |
| 10878 | AAE | 5G NR (CP-OFDM, 100% RB, 100MHz, 16QAM, 120kHz) | 5G NR FR2 TDD | 8.41 | ±9.6 |
| 10879 | AAE | 5G NR (CP-OFDM, 1 RB, 100MHz, 64QAM, 120kHz) | 5G NR FR2 TDD | 8.12 | ±9.6 |
| 10880 | AAE | 5G NR (CP-OFDM, 100% RB, 100MHz, 64QAM, 120kHz) | 5G NR FR2 TDD | 8.38 | ±9.6 |
| 10881 | AAE | 5G NR (DFT-s-OFDM, 1 RB, 50MHz, QPSK, 120kHz) | 5G NR FR2 TDD | 5.75 | ±9.6 |
| 10882 | AAE | 5G NR (DFT-s-OFDM, 100% RB, 50MHz, QPSK, 120kHz) | 5G NR FR2 TDD | 5.96 | ±9.6 |
| 10883 | AAE | 5G NR (DFT-s-OFDM, 1 RB, 50MHz, 16QAM, 120kHz) | 5G NR FR2 TDD | 6.57 | ±9.6 |
| 10884 | AAE | 5G NR (DFT-s-OFDM, 100% RB, 50MHz, 16QAM, 120kHz) | 5G NR FR2 TDD | 6.53 | ±9.6 |
| 10885 | AAE | 5G NR (DFT-s-OFDM, 1 RB, 50MHz, 64QAM, 120kHz) | 5G NR FR2 TDD | 6.61 | ±9.6 |
| 10886 | AAE | 5G NR (DFT-s-OFDM, 100% RB, 50MHz, 64QAM, 120kHz) | 5G NR FR2 TDD | 6.65 | ±9.6 |
| 10887 | AAE | 5G NR (CP-OFDM, 1 RB, 50MHz, QPSK, 120kHz) | 5G NR FR2 TDD | 7.78 | ±9.6 |
| 10888 | AAE | 5G NR (CP-OFDM, 100% RB, 50MHz, QPSK, 120kHz) | 5G NR FR2 TDD | 8.35 | ±9.6 |
| 10889 | AAE | 5G NR (CP-OFDM, 1 RB, 50MHz, 16QAM, 120kHz) | 5G NR FR2 TDD | 8.02 | ±9.6 |
| 10890 | AAE | 5G NR (CP-OFDM, 100% RB, 50MHz, 16QAM, 120kHz) | 5G NR FR2 TDD | 8.40 | ±9.6 |
| 10891 | AAE | 5G NR (CP-OFDM, 1 RB, 50MHz, 64QAM, 120kHz) | 5G NR FR2 TDD | 8.13 | ±9.6 |
| 10892 | AAE | 5G NR (CP-OFDM, 100% RB, 50MHz, 64QAM, 120kHz) | 5G NR FR2 TDD | 8.41 | ±9.6 |
| 10897 | AAC | 5G NR (DFT-s-OFDM, 1 RB, 5MHz, QPSK, 30kHz) | 5G NR FR1 TDD | 5.68 | ±9.6 |
| 10898 | AAB | 5G NR (DFT-s-OFDM, 1 RB, 10MHz, QPSK, 30kHz) | 5G NR FR1 TDD | 5.67 | ±9.6 |
| 10899 | AAB | 5G NR (DFT-s-OFDM, 1 RB, 15MHz, QPSK, 30kHz) | 5G NR FR1 TDD | 5.67 | ±9.6 |
| 10900 | AAB | 5G NR (DFT-s-OFDM, 1 RB, 20MHz, QPSK, 30kHz) | 5G NR FR1 TDD | 5.88 | ±9.6 |
| 10901 | AAB | 5G NR (DFT-s-OFDM, 1 RB, 25MHz, QPSK, 30kHz) | 5G NR FR1 TDD | 5.68 | ±9.6 |
| 10902 | AAB | 5G NR (DFT-s-OFDM, 1 RB, 30MHz, QPSK, 30kHz) | 5G NR FR1 TDD | 5.68 | ±9.6 |
| 10903 | AAB | 5G NR (DFT-s-OFDM, 1 RB, 40MHz, QPSK, 30kHz) | 5G NR FR1 TDD | 5.88 | ±9.6 |
| 10904 | AAB | 5G NR (DFT-s-OFDM, 1 RB, 50MHz, QPSK, 30kHz) | 5G NR FR1 TDD | 5.68 | ±9.6 |
| 10905 | AAB | 5G NR (DFT-s-OFDM, 1 RB, 60MHz, QPSK, 30kHz) | 5G NR FR1 TDD | 5.68 | ±9.6 |
| 10906 | AAB | 5G NR (DFT-s-OFDM, 1 RB, 80MHz, QPSK, 30kHz) | 5G NR FR1 TDD | 5.68 | ±9.6 |
| 10907 | AAC | 5G NR (DFT-s-OFDM, 50% RB, 5MHz, QPSK, 30kHz) | 5G NR FR1 TDD | 5.78 | ±9.6 |
| 10908 | AAB | 5G NR (DFT-s-OFDM, 50% RB, 10MHz, QPSK, 30kHz) | 5G NR FR1 TDD | 5.93 | ±9.6 |
| 10909 | AAB | 5G NR (DFT-s-OFDM, 50% RB, 15MHz, QPSK, 30kHz) | 5G NR FR1 TDD | 5.96 | ±9.6 |
| 10910 | AAB | 5G NR (DFT-s-OFDM, 50% RB, 20MHz, QPSK, 30kHz) | 5G NR FR1 TDD | 5.83 | ±9.6 |

EX3DV4 - SN:3903

July 19, 2023

| UID | Rev | Communication System Name | Group | PAR (dB) | Unc ^E k = 2 |
|-------|-----|---|---------------|----------|------------------------|
| 10911 | AAB | 5G NR (DFT-s-OFDM, 50% RB, 25 MHz, QPSK, 30 kHz) | 5G NR FR1 TDD | 5.93 | ±9.6 |
| 10912 | AAB | 5G NR (DFT-s-OFDM, 50% RB, 30 MHz, QPSK, 30 kHz) | 5G NR FR1 TDD | 5.84 | ±9.6 |
| 10913 | AAB | 5G NR (DFT-s-OFDM, 50% RB, 40 MHz, QPSK, 30 kHz) | 5G NR FR1 TDD | 5.84 | ±9.6 |
| 10914 | AAB | 5G NR (DFT-s-OFDM, 50% RB, 50 MHz, QPSK, 30 kHz) | 5G NR FR1 TDD | 5.85 | ±9.6 |
| 10915 | AAB | 5G NR (DFT-s-OFDM, 50% RB, 60 MHz, QPSK, 30 kHz) | 5G NR FR1 TDD | 5.93 | ±9.6 |
| 10916 | AAB | 5G NR (DFT-s-OFDM, 50% RB, 80 MHz, QPSK, 30 kHz) | 5G NR FR1 TDD | 5.87 | ±9.6 |
| 10917 | AAB | 5G NR (DFT-s-OFDM, 50% RB, 100 MHz, QPSK, 30 kHz) | 5G NR FR1 TDD | 5.94 | ±9.6 |
| 10918 | AAC | 5G NR (DFT-s-OFDM, 100% RB, 5 MHz, QPSK, 30 kHz) | 5G NR FR1 TDD | 5.98 | ±9.6 |
| 10919 | AAB | 5G NR (DFT-s-OFDM, 100% RB, 10 MHz, QPSK, 30 kHz) | 5G NR FR1 TDD | 5.86 | ±9.6 |
| 10920 | AAB | 5G NR (DFT-s-OFDM, 100% RB, 15 MHz, QPSK, 30 kHz) | 5G NR FR1 TDD | 5.87 | ±9.6 |
| 10921 | AAB | 5G NR (DFT-s-OFDM, 100% RB, 20 MHz, QPSK, 30 kHz) | 5G NR FR1 TDD | 5.84 | ±9.6 |
| 10922 | AAB | 5G NR (DFT-s-OFDM, 100% RB, 25 MHz, QPSK, 30 kHz) | 5G NR FR1 TDD | 5.82 | ±9.6 |
| 10923 | AAB | 5G NR (DFT-s-OFDM, 100% RB, 30 MHz, QPSK, 30 kHz) | 5G NR FR1 TDD | 5.84 | ±9.6 |
| 10924 | AAB | 5G NR (DFT-s-OFDM, 100% RB, 40 MHz, QPSK, 30 kHz) | 5G NR FR1 TDD | 5.84 | ±9.6 |
| 10925 | AAB | 5G NR (DFT-s-OFDM, 100% RB, 50 MHz, QPSK, 30 kHz) | 5G NR FR1 TDD | 5.95 | ±9.6 |
| 10926 | AAB | 5G NR (DFT-s-OFDM, 100% RB, 60 MHz, QPSK, 30 kHz) | 5G NR FR1 TDD | 5.84 | ±9.6 |
| 10927 | AAB | 5G NR (DFT-s-OFDM, 100% RB, 80 MHz, QPSK, 30 kHz) | 5G NR FR1 TDD | 5.94 | ±9.6 |
| 10928 | AAC | 5G NR (DFT-s-OFDM, 1 RB, 5 MHz, QPSK, 15 kHz) | 5G NR FR1 FDD | 5.52 | ±9.6 |
| 10929 | AAC | 5G NR (DFT-s-OFDM, 1 RB, 10 MHz, QPSK, 15 kHz) | 5G NR FR1 FDD | 5.52 | ±9.6 |
| 10930 | AAC | 5G NR (DFT-s-OFDM, 1 RB, 15 MHz, QPSK, 15 kHz) | 5G NR FR1 FDD | 5.52 | ±9.6 |
| 10931 | AAC | 5G NR (DFT-s-OFDM, 1 RB, 20 MHz, QPSK, 15 kHz) | 5G NR FR1 FDD | 5.51 | ±9.6 |
| 10932 | AAC | 5G NR (DFT-s-OFDM, 1 RB, 25 MHz, QPSK, 15 kHz) | 5G NR FR1 FDD | 5.51 | ±9.6 |
| 10933 | AAC | 5G NR (DFT-s-OFDM, 1 RB, 30 MHz, QPSK, 15 kHz) | 5G NR FR1 FDD | 5.51 | ±9.6 |
| 10934 | AAC | 5G NR (DFT-s-OFDM, 1 RB, 40 MHz, QPSK, 15 kHz) | 5G NR FR1 FDD | 5.51 | ±9.6 |
| 10935 | AAD | 5G NR (DFT-s-OFDM, 1 RB, 50 MHz, QPSK, 15 kHz) | 5G NR FR1 FDD | 5.51 | ±9.6 |
| 10936 | AAC | 5G NR (DFT-s-OFDM, 50% RB, 5 MHz, QPSK, 15 kHz) | 5G NR FR1 FDD | 5.90 | ±9.6 |
| 10937 | AAC | 5G NR (DFT-s-OFDM, 50% RB, 10 MHz, QPSK, 15 kHz) | 5G NR FR1 FDD | 5.77 | ±9.6 |
| 10938 | AAC | 5G NR (DFT-s-OFDM, 50% RB, 15 MHz, QPSK, 15 kHz) | 5G NR FR1 FDD | 5.90 | ±9.6 |
| 10939 | AAC | 5G NR (DFT-s-OFDM, 50% RB, 20 MHz, QPSK, 15 kHz) | 5G NR FR1 FDD | 5.82 | ±9.6 |
| 10940 | AAC | 5G NR (DFT-s-OFDM, 50% RB, 25 MHz, QPSK, 15 kHz) | 5G NR FR1 FDD | 5.89 | ±9.6 |
| 10941 | AAC | 5G NR (DFT-s-OFDM, 50% RB, 30 MHz, QPSK, 15 kHz) | 5G NR FR1 FDD | 5.83 | ±9.6 |
| 10942 | AAC | 5G NR (DFT-s-OFDM, 50% RB, 40 MHz, QPSK, 15 kHz) | 5G NR FR1 FDD | 5.85 | ±9.6 |
| 10943 | AAD | 5G NR (DFT-s-OFDM, 50% RB, 50 MHz, QPSK, 15 kHz) | 5G NR FR1 FDD | 5.95 | ±9.6 |
| 10944 | AAC | 5G NR (DFT-s-OFDM, 100% RB, 5 MHz, QPSK, 15 kHz) | 5G NR FR1 FDD | 5.81 | ±9.6 |
| 10945 | AAC | 5G NR (DFT-s-OFDM, 100% RB, 10 MHz, QPSK, 15 kHz) | 5G NR FR1 FDD | 5.89 | ±9.6 |
| 10946 | AAC | 5G NR (DFT-s-OFDM, 100% RB, 15 MHz, QPSK, 15 kHz) | 5G NR FR1 FDD | 5.83 | ±9.6 |
| 10947 | AAC | 5G NR (DFT-s-OFDM, 100% RB, 20 MHz, QPSK, 15 kHz) | 5G NR FR1 FDD | 5.87 | ±9.6 |
| 10948 | AAC | 5G NR (DFT-s-OFDM, 100% RB, 25 MHz, QPSK, 15 kHz) | 5G NR FR1 FDD | 5.94 | ±9.6 |
| 10949 | AAC | 5G NR (DFT-s-OFDM, 100% RB, 30 MHz, QPSK, 15 kHz) | 5G NR FR1 FDD | 5.87 | ±9.6 |
| 10950 | AAC | 5G NR (DFT-s-OFDM, 100% RB, 40 MHz, QPSK, 15 kHz) | 5G NR FR1 FDD | 5.94 | ±9.6 |
| 10951 | AAD | 5G NR (DFT-s-OFDM, 100% RB, 50 MHz, QPSK, 15 kHz) | 5G NR FR1 FDD | 5.92 | ±9.6 |
| 10952 | AAA | 5G NR DL (CP-OFDM, TM 3.1, 5 MHz, 64-QAM, 15 kHz) | 5G NR FR1 FDD | 8.25 | ±9.6 |
| 10953 | AAA | 5G NR DL (CP-OFDM, TM 3.1, 10 MHz, 64-QAM, 15 kHz) | 5G NR FR1 FDD | 8.15 | ±9.6 |
| 10954 | AAA | 5G NR DL (CP-OFDM, TM 3.1, 15 MHz, 64-QAM, 15 kHz) | 5G NR FR1 FDD | 8.23 | ±9.6 |
| 10955 | AAA | 5G NR DL (CP-OFDM, TM 3.1, 20 MHz, 64-QAM, 15 kHz) | 5G NR FR1 FDD | 8.42 | ±9.6 |
| 10956 | AAA | 5G NR DL (CP-OFDM, TM 3.1, 5 MHz, 64-QAM, 30 kHz) | 5G NR FR1 FDD | 8.14 | ±9.6 |
| 10957 | AAA | 5G NR DL (CP-OFDM, TM 3.1, 10 MHz, 64-QAM, 30 kHz) | 5G NR FR1 FDD | 8.31 | ±9.6 |
| 10958 | AAA | 5G NR DL (CP-OFDM, TM 3.1, 15 MHz, 64-QAM, 30 kHz) | 5G NR FR1 FDD | 8.61 | ±9.6 |
| 10959 | AAA | 5G NR DL (CP-OFDM, TM 3.1, 20 MHz, 64-QAM, 30 kHz) | 5G NR FR1 FDD | 8.33 | ±9.6 |
| 10960 | AAC | 5G NR DL (CP-OFDM, TM 3.1, 5 MHz, 64-QAM, 15 kHz) | 5G NR FR1 TDD | 9.32 | ±9.6 |
| 10961 | AAB | 5G NR DL (CP-OFDM, TM 3.1, 10 MHz, 64-QAM, 15 kHz) | 5G NR FR1 TDD | 9.36 | ±9.6 |
| 10962 | AAB | 5G NR DL (CP-OFDM, TM 3.1, 15 MHz, 64-QAM, 15 kHz) | 5G NR FR1 TDD | 9.40 | ±9.6 |
| 10963 | AAB | 5G NR DL (CP-OFDM, TM 3.1, 20 MHz, 64-QAM, 15 kHz) | 5G NR FR1 TDD | 9.55 | ±9.6 |
| 10964 | AAC | 5G NR DL (CP-OFDM, TM 3.1, 5 MHz, 64-QAM, 30 kHz) | 5G NR FR1 TDD | 9.29 | ±9.6 |
| 10965 | AAB | 5G NR DL (CP-OFDM, TM 3.1, 10 MHz, 64-QAM, 30 kHz) | 5G NR FR1 TDD | 9.37 | ±9.6 |
| 10966 | AAB | 5G NR DL (CP-OFDM, TM 3.1, 15 MHz, 64-QAM, 30 kHz) | 5G NR FR1 TDD | 9.56 | ±9.6 |
| 10967 | AAB | 5G NR DL (CP-OFDM, TM 3.1, 20 MHz, 64-QAM, 30 kHz) | 5G NR FR1 TDD | 9.42 | ±9.6 |
| 10968 | AAB | 5G NR DL (CP-OFDM, TM 3.1, 100 MHz, 64-QAM, 30 kHz) | 5G NR FR1 TDD | 9.49 | ±9.6 |
| 10972 | AAB | 5G NR (CP-OFDM, 1 RB, 20 MHz, QPSK, 15 kHz) | 5G NR FR1 TDD | 11.59 | ±9.6 |
| 10973 | AAB | 5G NR (DFT-s-OFDM, 1 RB, 100 MHz, QPSK, 30 kHz) | 5G NR FR1 TDD | 9.06 | ±9.6 |
| 10974 | AAB | 5G NR (CP-OFDM, 100% RB, 100 MHz, 256-QAM, 30 kHz) | 5G NR FR1 TDD | 10.28 | ±9.6 |
| 10978 | AAA | ULLA BDR | ULLA | 1.16 | ±9.6 |
| 10979 | AAA | ULLA HDR4 | ULLA | 8.58 | ±9.6 |
| 10980 | AAA | ULLA HDR8 | ULLA | 10.32 | ±9.6 |
| 10981 | AAA | ULLA HDRp4 | ULLA | 3.19 | ±9.6 |
| 10982 | AAA | ULLA HDRp8 | ULLA | 3.43 | ±9.6 |

EX3DV4 - SN:3903

July 19, 2023

| UID | Rev | Communication System Name | Group | PAR (dB) | Unc ^E k = 2 |
|-------|-----|--|---------------|----------|------------------------|
| 10983 | AAA | 5G NR DL (CP-OFDM, TM 3.1, 40 MHz, 64-QAM, 15 kHz) | 5G NR FR1 TDD | 9.31 | ±0.6 |
| 10984 | AAA | 5G NR DL (CP-OFDM, TM 3.1, 50 MHz, 64-QAM, 15 kHz) | 5G NR FR1 TDD | 9.42 | ±0.6 |
| 10985 | AAA | 5G NR DL (CP-OFDM, TM 3.1, 40 MHz, 64-QAM, 30 kHz) | 5G NR FR1 TDD | 9.54 | ±0.6 |
| 10986 | AAA | 5G NR DL (CP-OFDM, TM 3.1, 50 MHz, 64-QAM, 30 kHz) | 5G NR FR1 TDD | 9.50 | ±0.6 |
| 10987 | AAA | 5G NR DL (CP-OFDM, TM 3.1, 60 MHz, 64-QAM, 30 kHz) | 5G NR FR1 TDD | 9.53 | ±0.6 |
| 10988 | AAA | 5G NR DL (CP-OFDM, TM 3.1, 70 MHz, 64-QAM, 30 kHz) | 5G NR FR1 TDD | 9.38 | ±0.6 |
| 10989 | AAA | 5G NR DL (CP-OFDM, TM 3.1, 80 MHz, 64-QAM, 30 kHz) | 5G NR FR1 TDD | 9.33 | ±0.6 |
| 10990 | AAA | 5G NR DL (CP-OFDM, TM 3.1, 90 MHz, 64-QAM, 30 kHz) | 5G NR FR1 TDD | 9.52 | ±0.6 |
| 11003 | AAA | 5G NR DL (CP-OFDM, TM 3.1, 30 MHz, 64-QAM, 15 kHz) | 5G NR FR1 TDD | 10.24 | ±0.6 |
| 11004 | AAA | 5G NR DL (CP-OFDM, TM 3.1, 30 MHz, 64-QAM, 30 kHz) | 5G NR FR1 TDD | 10.73 | ±0.6 |
| 11005 | AAA | 5G NR DL (CP-OFDM, TM 3.1, 25 MHz, 64-QAM, 15 kHz) | 5G NR FR1 FDD | 8.70 | ±0.6 |
| 11006 | AAA | 5G NR DL (CP-OFDM, TM 3.1, 30 MHz, 64-QAM, 15 kHz) | 5G NR FR1 FDD | 8.55 | ±0.6 |
| 11007 | AAA | 5G NR DL (CP-OFDM, TM 3.1, 40 MHz, 64-QAM, 15 kHz) | 5G NR FR1 FDD | 8.48 | ±0.6 |
| 11008 | AAA | 5G NR DL (CP-OFDM, TM 3.1, 50 MHz, 64-QAM, 15 kHz) | 5G NR FR1 FDD | 8.51 | ±0.6 |
| 11009 | AAA | 5G NR DL (CP-OFDM, TM 3.1, 25 MHz, 64-QAM, 30 kHz) | 5G NR FR1 FDD | 8.76 | ±0.6 |
| 11010 | AAA | 5G NR DL (CP-OFDM, TM 3.1, 30 MHz, 64-QAM, 30 kHz) | 5G NR FR1 FDD | 8.95 | ±0.6 |
| 11011 | AAA | 5G NR DL (CP-OFDM, TM 3.1, 40 MHz, 64-QAM, 30 kHz) | 5G NR FR1 FDD | 8.96 | ±0.6 |
| 11012 | AAA | 5G NR DL (CP-OFDM, TM 3.1, 50 MHz, 64-QAM, 30 kHz) | 5G NR FR1 FDD | 8.68 | ±0.6 |
| 11013 | AAA | IEEE 802.11be (320 MHz, MCS1, 99pc duty cycle) | WLAN | 8.47 | ±0.6 |
| 11014 | AAA | IEEE 802.11be (320 MHz, MCS2, 99pc duty cycle) | WLAN | 8.45 | ±0.6 |
| 11015 | AAA | IEEE 802.11be (320 MHz, MCS3, 99pc duty cycle) | WLAN | 8.44 | ±0.6 |
| 11016 | AAA | IEEE 802.11be (320 MHz, MCS4, 99pc duty cycle) | WLAN | 8.44 | ±0.6 |
| 11017 | AAA | IEEE 802.11be (320 MHz, MCS5, 99pc duty cycle) | WLAN | 8.41 | ±0.6 |
| 11018 | AAA | IEEE 802.11be (320 MHz, MCS6, 99pc duty cycle) | WLAN | 8.40 | ±0.6 |
| 11019 | AAA | IEEE 802.11be (320 MHz, MCS7, 99pc duty cycle) | WLAN | 8.29 | ±0.6 |
| 11020 | AAA | IEEE 802.11be (320 MHz, MCS8, 99pc duty cycle) | WLAN | 8.27 | ±0.6 |
| 11021 | AAA | IEEE 802.11be (320 MHz, MCS9, 99pc duty cycle) | WLAN | 8.46 | ±0.6 |
| 11022 | AAA | IEEE 802.11be (320 MHz, MCS10, 99pc duty cycle) | WLAN | 8.36 | ±0.6 |
| 11023 | AAA | IEEE 802.11be (320 MHz, MCS11, 99pc duty cycle) | WLAN | 8.09 | ±0.6 |
| 11024 | AAA | IEEE 802.11be (320 MHz, MCS12, 99pc duty cycle) | WLAN | 8.42 | ±0.6 |
| 11025 | AAA | IEEE 802.11be (320 MHz, MCS13, 99pc duty cycle) | WLAN | 8.37 | ±0.6 |
| 11026 | AAA | IEEE 802.11be (320 MHz, MCS0, 99pc duty cycle) | WLAN | 8.39 | ±0.6 |

^E Uncertainty is determined using the max. deviation from linear response applying rectangular distribution and is expressed for the square of the field value.

Calibration Laboratory of
 Schmid & Partner
 Engineering AG
 Zeughausstrasse 43, 8004 Zurich, Switzerland



S Schweizerischer Kalibrierdienst
C Service suisse d'étalonnage
S Servizio svizzero di taratura
S Swiss Calibration Service

Accredited by the Swiss Accreditation Service (SAS)
 The Swiss Accreditation Service is one of the signatories to the EA
 Multilateral Agreement for the recognition of calibration certificates

Accreditation No.: **SCS 0108**

Client **HCT**
 Gyeonggi-do, Republic of Korea

Certificate No. **EUmm-9528_Mar23**

CALIBRATION CERTIFICATE

Object **EUmmWV4 - SN:9528**

Calibration procedure(s) **QA CAL-02.v9, QA CAL-25.v8, QA CAL-42.v3**
 Calibration procedure for E-field probes optimized for close near field evaluations in air

Calibration date **March 21, 2023**

This calibration certificate documents the traceability to national standards, which realize the physical units of measurements (SI). The measurements and the uncertainties with confidence probability are given on the following pages and are part of the certificate.
 All calibrations have been conducted in the closed laboratory facility: environment temperature (22 ± 3) °C and humidity < 70%.
 Calibration Equipment used (M&TE critical for calibration)

| Primary Standards | ID | Cal Date (Certificate No.) | Scheduled Calibration |
|-------------------------|------------|------------------------------------|-----------------------|
| Power sensor NRP110T | SN: 101244 | 14-Mar-22 (No. 20A1037915) | Mar-23 |
| Spectrum analyzer FSV40 | SN: 101832 | 23-Jan-23 (No. 4030-315005314) | Jan-24 |
| Ref. Probe EUmmWV3 | SN: 9374 | 03-Jan-23 (No. EUmmWV3-9374_Jan23) | Jan-24 |
| DAE4 | SN: 789 | 03-Jan-23 (No. DAE4-789_Jan23) | Jan-24 |

| Secondary Standards | ID | Check Date (in house) | Scheduled Check |
|--------------------------|----------------|-----------------------------------|------------------------|
| Generator APSIN26G | SN: 669 | 28-Mar-17 (in house check May-22) | In house check: May-23 |
| Generator Agilent E8251A | SN: US41140111 | 28-Mar-17 (in house check May-22) | In house check: May-23 |

| | Name | Function | Signature |
|---------------|--------------|-----------------------|-----------|
| Calibrated by | Leif Klysner | Laboratory Technician | |
| Approved by | Sven Kühn | Technical Manager | |

Issued: March 21, 2023

This calibration certificate shall not be reproduced except in full without written approval of the laboratory.

| 결재 | 담당자 | 화인자 |
|-----|-----------------|-----------------|
| | | |
| 제출일 | DL / 2023.04.10 | CS / 2023.04.10 |
| 일시 | 2023 / 04 / 10 | 2023 / 04 / 10 |

Calibration Laboratory of

Schmid & Partner
Engineering AG

Zeughausstrasse 43, 8004 Zurich, Switzerland



S Schweizerischer Kalibrierdienst
C Service suisse d'étalonnage
S Servizio svizzero di taratura
S Swiss Calibration Service

Accredited by the Swiss Accreditation Service (SAS)

The Swiss Accreditation Service is one of the signatories to the EA
Multilateral Agreement for the recognition of calibration certificates

Accreditation No.: SCS 0108

Glossary

| | |
|------------------------|--|
| NORM _{x,y} | sensitivity in free space |
| DCP | diode compression point |
| CF | crest factor (1/duty_cycle) of the RF signal |
| A, B, C, D | modulation dependent linearization parameters |
| Polarization φ | φ rotation around probe axis |
| Polarization θ | θ rotation around an axis that is in the plane normal to probe axis (at measurement center), i.e., $\theta = 0$ is normal to probe axis |
| Connector Angle | information used in DASY system to align probe sensor X to the robot coordinate system |
| Sensor Angles | sensor deviation from the probe axis, used to calculate the field orientation and polarization |
| \vec{k} | is the wave propagation direction |

Calibration is Performed According to the Following Standards:

- IEEE Std 1309-2005, "IEEE Standard for calibration of electromagnetic field sensors and probes, excluding antennas, from 9 kHz to 40 GHz", December 2005

Methods Applied and Interpretation of Parameters:

- NORM_{x,y}**: Assessed for E-field polarization $\theta = 0$ ($f \leq 900$ MHz in TEM-cell; $f > 1800$ MHz: R22 waveguide). For frequencies > 6 GHz, the far field in front of waveguide horn antennas is measured for a set of frequencies in various waveguide bands up to 110 GHz.
- DCP_{x,y}**: DCP are numerical linearization parameters assessed based on the data of power sweep with CW signal. DCP does not depend on frequency nor media.
Note: As the field is measured with a diode detector sensor, it is warranted that the probe response is linear (E^2) below the documented lowest calibrated value.
- PAR**: PAR is the Peak to Average Ratio that is not calibrated but determined based on the signal characteristics
- The frequency sensor model parameters are determined prior to calibration based on a frequency sweep (sensor model involving resistors R, R_0 , inductance L and capacitors C, C_p).
- A_{x,y}; B_{x,y}; C_{x,y}; D_{x,y}; VR_{x,y}**: A, B, C, D are numerical linearization parameters assessed based on the data of power sweep for specific modulation signal. The parameters do not depend on frequency nor media. VR is the maximum calibration range expressed in RMS voltage across the diode.
- Sensor Offset**: The sensor offset corresponds to the offset of virtual measurement center from the probe tip (on probe axis). No tolerance required.
- Connector Angle**: The angle is assessed using the information gained by determining the NORM_x (no uncertainty required).
- Equivalent Sensor Angle**: The two probe sensors are mounted in the same plane at different angles. The angles are assessed using the information gained by determining the NORM_x (no uncertainty required).
- Spherical isotropy (3D deviation from isotropy)**: In a locally homogeneous field realized using an open waveguide / horn setup.

EUmmWV4 - SN:9528

March 21, 2023

Parameters of Probe: EUmmWV4 - SN:9528

Basic Calibration Parameters

| | Sensor X | Sensor Y | Unc (k = 2) |
|--|----------|----------|--------------|
| Norm ($\mu\text{V}/(\text{V}/\text{m})^2$) | 0.01797 | 0.02046 | $\pm 10.1\%$ |
| DCP (mV) ^B | 105.0 | 105.0 | $\pm 4.7\%$ |
| Equivalent Sensor Angle | -61.2 | 35.5 | |

Calibration Results for Frequency Response (750 MHz – 110 GHz)

| Frequency GHz | Target E-Field V/m | Deviation Sensor X dB | Deviation Sensor Y dB | Unc (k = 2) dB |
|---------------|--------------------|-----------------------|-----------------------|----------------|
| 0.75 | 77.2 | -0.21 | -0.34 | ± 0.43 |
| 1.8 | 140.4 | -0.03 | -0.05 | ± 0.43 |
| 2.0 | 133.0 | 0.12 | 0.15 | ± 0.43 |
| 2.2 | 124.8 | -0.06 | -0.01 | ± 0.43 |
| 2.5 | 123.0 | 0.11 | 0.17 | ± 0.43 |
| 3.5 | 256.2 | -0.08 | -0.03 | ± 0.43 |
| 3.7 | 249.8 | 0.16 | 0.19 | ± 0.43 |
| 6.6 | 76.1 | 0.16 | -0.03 | ± 0.98 |
| 8.0 | 68.3 | 0.08 | 0.01 | ± 0.98 |
| 10.0 | 67.5 | 0.03 | 0.03 | ± 0.98 |
| 15.0 | 55.3 | 0.14 | 0.07 | ± 0.98 |
| 26.6 | 114.9 | -0.46 | -0.47 | ± 0.98 |
| 30.0 | 121.2 | -0.42 | -0.41 | ± 0.98 |
| 35.0 | 119.8 | -0.22 | -0.20 | ± 0.98 |
| 40.0 | 105.8 | -0.05 | -0.05 | ± 0.98 |
| 50.0 | 60.5 | 0.58 | 0.42 | ± 0.98 |
| 55.0 | 75.8 | -0.10 | -0.03 | ± 0.98 |
| 60.0 | 80.0 | 0.02 | 0.02 | ± 0.98 |
| 65.0 | 77.7 | -0.11 | -0.06 | ± 0.98 |
| 70.0 | 73.8 | 0.08 | 0.07 | ± 0.98 |
| 75.0 | 73.2 | -0.17 | -0.25 | ± 0.98 |
| 75.0 | 80.8 | 0.13 | 0.06 | ± 0.98 |
| 80.0 | 79.9 | -0.53 | -0.54 | ± 0.98 |
| 85.0 | 47.6 | -0.68 | -0.70 | ± 0.98 |
| 90.0 | 72.3 | -0.38 | -0.37 | ± 0.98 |
| 92.0 | 72.0 | -0.25 | -0.24 | ± 0.98 |
| 95.0 | 66.6 | -0.21 | -0.20 | ± 0.98 |
| 97.0 | 57.0 | -0.18 | -0.20 | ± 0.98 |
| 100.0 | 55.0 | -0.22 | -0.20 | ± 0.98 |
| 105.0 | 53.0 | -0.21 | -0.18 | ± 0.98 |
| 110.0 | 61.1 | 0.29 | 0.20 | ± 0.98 |

The reported uncertainty of measurement is stated as the standard uncertainty of measurement multiplied by the coverage factor k=2, which for a normal distribution corresponds to a coverage probability of approximately 95%.

^B Linearization parameter uncertainty for maximum specified field strength.

EUmmWV4 - SN:9528

March 21, 2023

Parameters of Probe: EUmmWV4 - SN:9528

Calibration Results for Modulation Response

| UID | Communication System Name | | A dB | B dB $\sqrt{\mu V}$ | C | D dB | VR mV | Max dev. | Max Unc ^E k = 2 |
|-------|-----------------------------|---|---------|------------------------|-------|---------|----------|-------------|----------------------------------|
| 0 | CW | X | 0.00 | 0.00 | 1.00 | 0.00 | 121.7 | ±2.5% | ±4.7% |
| | | Y | 0.00 | 0.00 | 1.00 | | 66.0 | | |
| 10352 | Pulse Waveform (200Hz, 10%) | X | 2.72 | 60.00 | 14.46 | 10.00 | 6.0 | ±1.3% | ±9.6% |
| | | Y | 2.37 | 60.00 | 15.38 | | 6.0 | | |
| 10353 | Pulse Waveform (200Hz, 20%) | X | 1.88 | 60.00 | 13.28 | 6.99 | 12.0 | ±1.1% | ±9.6% |
| | | Y | 1.62 | 60.00 | 14.38 | | 12.0 | | |
| 10354 | Pulse Waveform (200Hz, 40%) | X | 1.11 | 60.00 | 12.01 | 3.98 | 23.0 | ±1.6% | ±9.6% |
| | | Y | 0.99 | 60.00 | 13.17 | | 23.0 | | |
| 10355 | Pulse Waveform (200Hz, 60%) | X | 0.65 | 60.00 | 11.30 | 2.22 | 27.0 | ±1.2% | ±9.6% |
| | | Y | 0.69 | 60.00 | 12.08 | | 27.0 | | |
| 10387 | QPSK Waveform, 1 MHz | X | 1.18 | 60.00 | 12.07 | 1.00 | 22.0 | ±1.6% | ±9.6% |
| | | Y | 1.28 | 60.00 | 11.90 | | 22.0 | | |
| 10388 | QPSK Waveform, 10 MHz | X | 1.27 | 60.00 | 11.89 | 0.00 | 22.0 | ±0.8% | ±9.6% |
| | | Y | 1.47 | 60.00 | 11.71 | | 22.0 | | |
| 10396 | 64-QAM Waveform, 100 kHz | X | 3.04 | 64.79 | 15.73 | 3.01 | 17.0 | ±0.7% | ±9.6% |
| | | Y | 7.81 | 75.10 | 19.25 | | 17.0 | | |
| 10399 | 64-QAM Waveform, 40 MHz | X | 2.07 | 60.00 | 12.39 | 0.00 | 19.0 | ±1.0% | ±9.6% |
| | | Y | 2.22 | 60.00 | 12.33 | | 19.0 | | |
| 10414 | WLAN CCDF, 64-QAM, 40 MHz | X | 3.21 | 60.00 | 12.82 | 0.00 | 12.0 | ±0.9% | ±9.6% |
| | | Y | 3.33 | 60.00 | 12.79 | | 12.0 | | |

Note: For details on UID parameters see Appendix

^E Uncertainty is determined using the max. deviation from linear response applying rectangular distribution and is expressed for the square of the field value.

EUmmWV4 - SN:9528

March 21, 2023

Parameters of Probe: EUmmWV4 - SN:9528

Calibration Results for Linearity Response

| Frequency GHz | Target E-Field V/m | Deviation Sensor X dB | Deviation Sensor Y dB | Unc (k = 2) dB |
|---------------|--------------------|-----------------------|-----------------------|----------------|
| 0.9 | 50.0 | 0.08 | -0.07 | ±0.2 |
| 0.9 | 100.0 | 0.01 | -0.06 | ±0.2 |
| 0.9 | 500.0 | 0.02 | -0.02 | ±0.2 |
| 0.9 | 1000.0 | 0.04 | 0.00 | ±0.2 |
| 0.9 | 1500.0 | 0.03 | 0.00 | ±0.2 |
| 0.9 | 2100.0 | -0.00 | -0.00 | ±0.2 |

Sensor Frequency Model Parameters (750 MHz – 55 GHz)

| | Sensor X | Sensor Y |
|---------------------|----------|----------|
| R (Ω) | 80.47 | 115.74 |
| R _p (Ω) | 85.26 | 119.79 |
| L (nH) | 0.09407 | 0.11915 |
| C (pF) | 0.3004 | 0.3066 |
| C _p (pF) | 0.0878 | 0.0681 |

Sensor Frequency Model Parameters (55 GHz – 110 GHz)

| | Sensor X | Sensor Y |
|---------------------|----------|----------|
| R (Ω) | 39.79 | 34.61 |
| R _p (Ω) | 220.70 | 175.48 |
| L (nH) | 0.12355 | 0.09714 |
| C (pF) | 0.0326 | 0.0438 |
| C _p (pF) | 0.0354 | 0.0449 |

Sensor Model Parameters

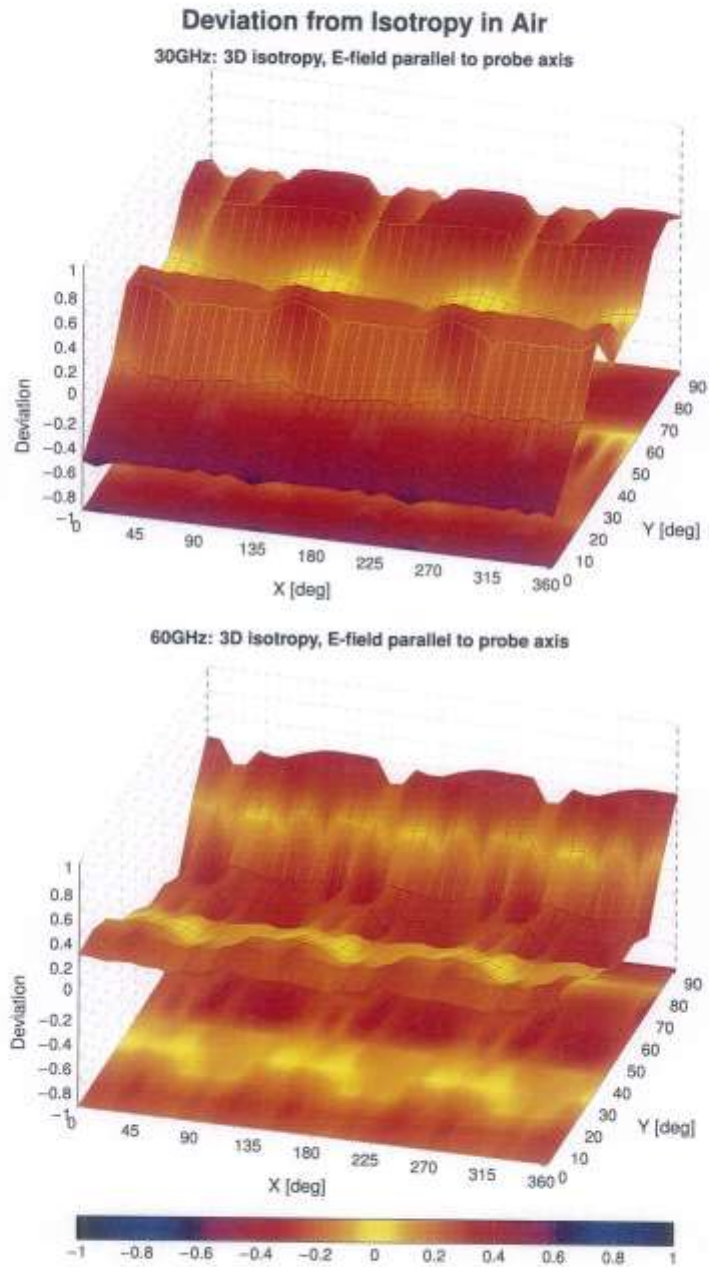
| | C1 fF | C2 fF | α V ⁻¹ | T1 msV ⁻² | T2 msV ⁻¹ | T3 ms | T4 V ⁻² | T5 V ⁻¹ | T6 |
|---|-------|--------|-------------------|----------------------|----------------------|-------|--------------------|--------------------|------|
| x | 52.0 | 375.62 | 33.36 | 0.92 | 6.62 | 4.99 | 0.00 | 1.57 | 1.01 |
| y | 46.6 | 334.32 | 33.01 | 2.66 | 6.05 | 5.02 | 0.00 | 1.84 | 1.01 |

Other Probe Parameters

| | |
|---|-------------|
| Sensor Arrangement | Rectangular |
| Connector Angle | 69.2° |
| Mechanical Surface Detection Mode | enabled |
| Optical Surface Detection Mode | disabled |
| Probe Overall Length | 320 mm |
| Probe Body Diameter | 8 mm |
| Tip Length | 23 mm |
| Tip Diameter | 8.0 mm |
| Probe Tip to Sensor X Calibration Point | 1.5 mm |
| Probe Tip to Sensor Y Calibration Point | 1.5 mm |

EUmmWV4 - SN:9528

March 21, 2023



Probe isotropy for E_{int} : probe rotated $\phi = 0^\circ$ to 360° , tilted from field propagation direction \vec{k}
 Parallel to the field propagation ($\psi = 0^\circ - 90^\circ$) at 30 GHz: deviation within ± 0.52 dB
 Parallel to the field propagation ($\psi = 0^\circ - 90^\circ$) at 60 GHz: deviation within ± 0.44 dB

EUmmWV4 - SN:9528

March 21, 2023

Appendix: Modulation Calibration Parameters

| UID | Rev | Communication System Name | Group | PAR (dB) | Unc ^k k = 2 |
|-------|-----|---|-----------|----------|------------------------|
| 0 | | CW | CW | 0.00 | ±4.7 |
| 10010 | CAB | SAR Validation (Square, 100 ms, 10 ms) | Test | 10.00 | ±9.6 |
| 10011 | CAC | UMTS-FDD (WCDMA) | WCDMA | 2.91 | ±9.6 |
| 10012 | CAB | IEEE 802.11b WiFi 2.4 GHz (DSSS, 1 Mbps) | WLAN | 1.87 | ±9.6 |
| 10013 | CAB | IEEE 802.11g WiFi 2.4 GHz (DSSS-OFDM, 6 Mbps) | WLAN | 9.46 | ±9.6 |
| 10021 | DAC | GSM-FDD (TDMA, GMSK) | GSM | 9.39 | ±9.6 |
| 10023 | DAC | GPRS-FDD (TDMA, GMSK, TN 0) | GSM | 9.57 | ±9.6 |
| 10024 | DAC | GPRS-FDD (TDMA, GMSK, TN 0-1) | GSM | 6.56 | ±9.6 |
| 10025 | DAC | EDGE-FDD (TDMA, 8PSK, TN 0) | GSM | 12.62 | ±9.6 |
| 10026 | DAC | EDGE-FDD (TDMA, 8PSK, TN 0-1) | GSM | 9.55 | ±9.6 |
| 10027 | DAC | GPRS-FDD (TDMA, GMSK, TN 0-1-2) | GSM | 4.80 | ±9.6 |
| 10028 | DAC | GPRS-FDD (TDMA, GMSK, TN 0-1-2-3) | GSM | 3.56 | ±9.6 |
| 10029 | DAC | EDGE-FDD (TDMA, 8PSK, TN 0-1-2) | GSM | 7.78 | ±9.6 |
| 10030 | CAA | IEEE 802.15.1 Bluetooth (GFSK, DH1) | Bluetooth | 5.30 | ±9.6 |
| 10031 | CAA | IEEE 802.15.1 Bluetooth (GFSK, DH3) | Bluetooth | 1.87 | ±9.6 |
| 10032 | CAA | IEEE 802.15.1 Bluetooth (GFSK, DH5) | Bluetooth | 1.16 | ±9.6 |
| 10033 | CAA | IEEE 802.15.1 Bluetooth (PI4-QPSK, DH1) | Bluetooth | 7.74 | ±9.6 |
| 10034 | CAA | IEEE 802.15.1 Bluetooth (PI4-QPSK, DH3) | Bluetooth | 4.53 | ±9.6 |
| 10035 | CAA | IEEE 802.15.1 Bluetooth (PI4-QPSK, DH5) | Bluetooth | 3.89 | ±9.6 |
| 10036 | CAA | IEEE 802.15.1 Bluetooth (8-PSK, DH1) | Bluetooth | 8.01 | ±9.6 |
| 10037 | CAA | IEEE 802.15.1 Bluetooth (8-PSK, DH3) | Bluetooth | 4.77 | ±9.6 |
| 10038 | CAA | IEEE 802.15.1 Bluetooth (8-PSK, DH5) | Bluetooth | 4.10 | ±9.6 |
| 10039 | CAB | CDMA2000 (1xRTT, RC1) | CDMA2000 | 4.57 | ±9.6 |
| 10042 | CAB | IS-54 / IS-136 FDD (TDMA/FDM, PI4-QPSK, Haltrate) | AMPS | 7.78 | ±9.6 |
| 10044 | CAA | IS-91/EIA/TIA-553 FDD (FDMA, FM) | AMPS | 0.00 | ±9.6 |
| 10048 | CAA | DECT (TDD, TDMA/FDM, GFSK, Full Slot, 24) | DECT | 13.80 | ±9.6 |
| 10049 | CAA | DECT (TDD, TDMA/FDM, GFSK, Double Slot, 12) | DECT | 10.79 | ±9.6 |
| 10056 | CAA | UMTS-TDD (TD-SCDMA, 1.28 Mbps) | TD-SCDMA | 11.01 | ±9.6 |
| 10058 | DAC | EDGE-FDD (TDMA, 8PSK, TN 0-1-2-3) | GSM | 6.52 | ±9.6 |
| 10059 | CAB | IEEE 802.11b WiFi 2.4 GHz (DSSS, 2 Mbps) | WLAN | 2.12 | ±9.6 |
| 10060 | CAB | IEEE 802.11b WiFi 2.4 GHz (DSSS, 5.5 Mbps) | WLAN | 2.83 | ±9.6 |
| 10061 | CAB | IEEE 802.11b WiFi 2.4 GHz (DSSS, 11 Mbps) | WLAN | 3.60 | ±9.6 |
| 10062 | CAD | IEEE 802.11a/h WiFi 5 GHz (OFDM, 6 Mbps) | WLAN | 8.68 | ±9.6 |
| 10063 | CAD | IEEE 802.11a/h WiFi 5 GHz (OFDM, 9 Mbps) | WLAN | 8.63 | ±9.6 |
| 10064 | CAD | IEEE 802.11a/h WiFi 5 GHz (OFDM, 12 Mbps) | WLAN | 9.09 | ±9.6 |
| 10065 | CAD | IEEE 802.11a/h WiFi 5 GHz (OFDM, 18 Mbps) | WLAN | 9.00 | ±9.6 |
| 10066 | CAD | IEEE 802.11a/h WiFi 5 GHz (OFDM, 24 Mbps) | WLAN | 9.38 | ±9.6 |
| 10067 | CAD | IEEE 802.11a/h WiFi 5 GHz (OFDM, 36 Mbps) | WLAN | 10.12 | ±9.6 |
| 10068 | CAD | IEEE 802.11a/h WiFi 5 GHz (OFDM, 48 Mbps) | WLAN | 10.24 | ±9.6 |
| 10069 | CAD | IEEE 802.11a/h WiFi 5 GHz (OFDM, 54 Mbps) | WLAN | 10.56 | ±9.6 |
| 10071 | CAB | IEEE 802.11g WiFi 2.4 GHz (DSSS/OFDM, 9 Mbps) | WLAN | 9.83 | ±9.6 |
| 10072 | CAB | IEEE 802.11g WiFi 2.4 GHz (DSSS/OFDM, 12 Mbps) | WLAN | 9.82 | ±9.6 |
| 10073 | CAB | IEEE 802.11g WiFi 2.4 GHz (DSSS/OFDM, 18 Mbps) | WLAN | 9.94 | ±9.6 |
| 10074 | CAB | IEEE 802.11g WiFi 2.4 GHz (DSSS/OFDM, 24 Mbps) | WLAN | 10.30 | ±9.6 |
| 10075 | CAB | IEEE 802.11g WiFi 2.4 GHz (DSSS/OFDM, 36 Mbps) | WLAN | 10.77 | ±9.6 |
| 10076 | CAB | IEEE 802.11g WiFi 2.4 GHz (DSSS/OFDM, 48 Mbps) | WLAN | 11.04 | ±9.6 |
| 10077 | CAB | IEEE 802.11g WiFi 2.4 GHz (DSSS/OFDM, 54 Mbps) | WLAN | 11.00 | ±9.6 |
| 10081 | CAB | CDMA2000 (1xRTT, RC3) | CDMA2000 | 3.97 | ±9.6 |
| 10082 | CAB | IS-54 / IS-136 FDD (TDMA/FDM, PI4-QPSK, Fullrate) | AMPS | 4.77 | ±9.6 |
| 10090 | DAC | GPRS-FDD (TDMA, GMSK, TN 0-4) | GSM | 6.56 | ±9.6 |
| 10097 | CAC | UMTS-FDD (HSDPA) | WCDMA | 3.98 | ±9.6 |
| 10098 | CAC | UMTS-FDD (HSUPA, Subtest 2) | WCDMA | 3.98 | ±9.6 |
| 10099 | DAC | EDGE-FDD (TDMA, 8PSK, TN 0-4) | GSM | 9.55 | ±9.6 |
| 10100 | CAF | LTE-FDD (SC-FDMA, 100% RB, 20 MHz, QPSK) | LTE-FDD | 5.67 | ±9.6 |
| 10101 | CAF | LTE-FDD (SC-FDMA, 100% RB, 20 MHz, 16-QAM) | LTE-FDD | 6.42 | ±9.6 |
| 10102 | CAF | LTE-FDD (SC-FDMA, 100% RB, 20 MHz, 64-QAM) | LTE-FDD | 6.60 | ±9.6 |
| 10103 | CAH | LTE-TDD (SC-FDMA, 100% RB, 20 MHz, QPSK) | LTE-TDD | 9.29 | ±9.6 |
| 10104 | CAH | LTE-TDD (SC-FDMA, 100% RB, 20 MHz, 16-QAM) | LTE-TDD | 9.97 | ±9.6 |
| 10105 | CAH | LTE-TDD (SC-FDMA, 100% RB, 20 MHz, 64-QAM) | LTE-TDD | 10.01 | ±9.6 |
| 10108 | CAH | LTE-FDD (SC-FDMA, 100% RB, 10 MHz, QPSK) | LTE-FDD | 5.80 | ±9.6 |
| 10109 | CAH | LTE-FDD (SC-FDMA, 100% RB, 10 MHz, 16-QAM) | LTE-FDD | 6.43 | ±9.6 |
| 10110 | CAH | LTE-FDD (SC-FDMA, 100% RB, 5 MHz, QPSK) | LTE-FDD | 5.75 | ±9.6 |
| 10111 | CAH | LTE-FDD (SC-FDMA, 100% RB, 5 MHz, 16-QAM) | LTE-FDD | 6.44 | ±9.6 |

EUmmWV4 - SN:9528

March 21, 2023

| UID | Rev | Communication System Name | Group | PAR (dB) | Unc ^F k = 2 |
|-------|-----|--|---------|----------|------------------------|
| 10112 | CAH | LTE-FDD (SC-FDMA, 100% RB, 10 MHz, 64-QAM) | LTE-FDD | 6.59 | ±9.6 |
| 10113 | CAH | LTE-FDD (SC-FDMA, 100% RB, 5 MHz, 64-QAM) | LTE-FDD | 6.82 | ±9.6 |
| 10114 | CAD | IEEE 802.11n (HT Greenfield, 13.5 Mbps, BPSK) | WLAN | 8.10 | ±9.6 |
| 10115 | CAD | IEEE 802.11n (HT Greenfield, 81 Mbps, 16-QAM) | WLAN | 8.46 | ±9.6 |
| 10116 | CAD | IEEE 802.11n (HT Greenfield, 135 Mbps, 64-QAM) | WLAN | 8.15 | ±9.6 |
| 10117 | CAD | IEEE 802.11n (HT Mixed, 13.5 Mbps, BPSK) | WLAN | 8.07 | ±9.6 |
| 10118 | CAD | IEEE 802.11n (HT Mixed, 81 Mbps, 16-QAM) | WLAN | 8.59 | ±9.6 |
| 10119 | CAD | IEEE 802.11n (HT Mixed, 135 Mbps, 64-QAM) | WLAN | 8.13 | ±9.6 |
| 10140 | CAF | LTE-FDD (SC-FDMA, 100% RB, 15 MHz, 16-QAM) | LTE-FDD | 6.49 | ±9.6 |
| 10141 | CAF | LTE-FDD (SC-FDMA, 100% RB, 15 MHz, 64-QAM) | LTE-FDD | 6.53 | ±9.6 |
| 10142 | CAF | LTE-FDD (SC-FDMA, 100% RB, 3 MHz, QPSK) | LTE-FDD | 5.73 | ±9.6 |
| 10143 | CAF | LTE-FDD (SC-FDMA, 100% RB, 3 MHz, 16-QAM) | LTE-FDD | 6.35 | ±9.6 |
| 10144 | CAF | LTE-FDD (SC-FDMA, 100% RB, 3 MHz, 64-QAM) | LTE-FDD | 6.65 | ±9.6 |
| 10145 | CAG | LTE-FDD (SC-FDMA, 100% RB, 1.4 MHz, QPSK) | LTE-FDD | 5.76 | ±9.6 |
| 10146 | CAG | LTE-FDD (SC-FDMA, 100% RB, 1.4 MHz, 16-QAM) | LTE-FDD | 6.41 | ±9.6 |
| 10147 | CAG | LTE-FDD (SC-FDMA, 100% RB, 1.4 MHz, 64-QAM) | LTE-FDD | 6.72 | ±9.6 |
| 10149 | CAF | LTE-FDD (SC-FDMA, 50% RB, 20 MHz, 16-QAM) | LTE-FDD | 6.42 | ±9.6 |
| 10150 | CAF | LTE-FDD (SC-FDMA, 50% RB, 20 MHz, 64-QAM) | LTE-FDD | 6.80 | ±9.6 |
| 10151 | CAH | LTE-TDD (SC-FDMA, 50% RB, 20 MHz, QPSK) | LTE-TDD | 9.28 | ±9.6 |
| 10152 | CAH | LTE-TDD (SC-FDMA, 50% RB, 20 MHz, 16-QAM) | LTE-TDD | 9.92 | ±9.6 |
| 10153 | CAH | LTE-TDD (SC-FDMA, 50% RB, 20 MHz, 64-QAM) | LTE-TDD | 10.05 | ±9.6 |
| 10154 | CAH | LTE-FDD (SC-FDMA, 50% RB, 10 MHz, QPSK) | LTE-FDD | 5.75 | ±9.6 |
| 10155 | CAH | LTE-FDD (SC-FDMA, 50% RB, 10 MHz, 16-QAM) | LTE-FDD | 6.43 | ±9.6 |
| 10156 | CAH | LTE-FDD (SC-FDMA, 50% RB, 5 MHz, QPSK) | LTE-FDD | 5.79 | ±9.6 |
| 10157 | CAH | LTE-FDD (SC-FDMA, 50% RB, 5 MHz, 16-QAM) | LTE-FDD | 6.49 | ±9.6 |
| 10158 | CAH | LTE-FDD (SC-FDMA, 50% RB, 10 MHz, 64-QAM) | LTE-FDD | 6.62 | ±9.6 |
| 10159 | CAH | LTE-FDD (SC-FDMA, 50% RB, 5 MHz, 64-QAM) | LTE-FDD | 6.56 | ±9.6 |
| 10160 | CAF | LTE-FDD (SC-FDMA, 50% RB, 15 MHz, QPSK) | LTE-FDD | 5.82 | ±9.6 |
| 10161 | CAF | LTE-FDD (SC-FDMA, 50% RB, 15 MHz, 16-QAM) | LTE-FDD | 6.43 | ±9.6 |
| 10162 | CAF | LTE-FDD (SC-FDMA, 50% RB, 15 MHz, 64-QAM) | LTE-FDD | 6.58 | ±9.6 |
| 10166 | CAG | LTE-FDD (SC-FDMA, 50% RB, 1.4 MHz, QPSK) | LTE-FDD | 5.46 | ±9.6 |
| 10167 | CAG | LTE-FDD (SC-FDMA, 50% RB, 1.4 MHz, 16-QAM) | LTE-FDD | 6.21 | ±9.6 |
| 10168 | CAG | LTE-FDD (SC-FDMA, 50% RB, 1.4 MHz, 64-QAM) | LTE-FDD | 6.79 | ±9.6 |
| 10169 | CAF | LTE-FDD (SC-FDMA, 1 RB, 20 MHz, QPSK) | LTE-FDD | 5.73 | ±9.6 |
| 10170 | CAF | LTE-FDD (SC-FDMA, 1 RB, 20 MHz, 16-QAM) | LTE-FDD | 6.52 | ±9.6 |
| 10171 | AAF | LTE-FDD (SC-FDMA, 1 RB, 20 MHz, 64-QAM) | LTE-FDD | 6.49 | ±9.6 |
| 10172 | CAH | LTE-TDD (SC-FDMA, 1 RB, 20 MHz, QPSK) | LTE-TDD | 9.21 | ±9.6 |
| 10173 | CAH | LTE-TDD (SC-FDMA, 1 RB, 20 MHz, 16-QAM) | LTE-TDD | 9.48 | ±9.6 |
| 10174 | CAH | LTE-TDD (SC-FDMA, 1 RB, 20 MHz, 64-QAM) | LTE-TDD | 10.25 | ±9.6 |
| 10175 | CAH | LTE-FDD (SC-FDMA, 1 RB, 10 MHz, QPSK) | LTE-FDD | 5.72 | ±9.6 |
| 10176 | CAH | LTE-FDD (SC-FDMA, 1 RB, 10 MHz, 16-QAM) | LTE-FDD | 6.52 | ±9.6 |
| 10177 | CAJ | LTE-FDD (SC-FDMA, 1 RB, 5 MHz, QPSK) | LTE-FDD | 5.73 | ±9.6 |
| 10178 | CAH | LTE-FDD (SC-FDMA, 1 RB, 5 MHz, 16-QAM) | LTE-FDD | 6.52 | ±9.6 |
| 10179 | CAH | LTE-FDD (SC-FDMA, 1 RB, 10 MHz, 64-QAM) | LTE-FDD | 6.50 | ±9.6 |
| 10180 | CAH | LTE-FDD (SC-FDMA, 1 RB, 5 MHz, 64-QAM) | LTE-FDD | 6.50 | ±9.6 |
| 10181 | CAF | LTE-FDD (SC-FDMA, 1 RB, 15 MHz, QPSK) | LTE-FDD | 5.72 | ±9.6 |
| 10182 | CAF | LTE-FDD (SC-FDMA, 1 RB, 15 MHz, 16-QAM) | LTE-FDD | 6.52 | ±9.6 |
| 10183 | AAE | LTE-FDD (SC-FDMA, 1 RB, 15 MHz, 64-QAM) | LTE-FDD | 6.50 | ±9.6 |
| 10184 | CAF | LTE-FDD (SC-FDMA, 1 RB, 3 MHz, QPSK) | LTE-FDD | 5.73 | ±9.6 |
| 10185 | CAF | LTE-FDD (SC-FDMA, 1 RB, 3 MHz, 16-QAM) | LTE-FDD | 6.51 | ±9.6 |
| 10186 | AAF | LTE-FDD (SC-FDMA, 1 RB, 3 MHz, 64-QAM) | LTE-FDD | 6.50 | ±9.6 |
| 10187 | CAG | LTE-FDD (SC-FDMA, 1 RB, 1.4 MHz, QPSK) | LTE-FDD | 5.73 | ±9.6 |
| 10188 | CAG | LTE-FDD (SC-FDMA, 1 RB, 1.4 MHz, 16-QAM) | LTE-FDD | 6.52 | ±9.6 |
| 10189 | AAQ | LTE-FDD (SC-FDMA, 1 RB, 1.4 MHz, 64-QAM) | LTE-FDD | 6.50 | ±9.6 |
| 10193 | CAD | IEEE 802.11n (HT Greenfield, 6.5 Mbps, BPSK) | WLAN | 8.09 | ±9.6 |
| 10194 | CAD | IEEE 802.11n (HT Greenfield, 39 Mbps, 16-QAM) | WLAN | 8.12 | ±9.6 |
| 10195 | CAD | IEEE 802.11n (HT Greenfield, 65 Mbps, 64-QAM) | WLAN | 8.21 | ±9.6 |
| 10198 | CAD | IEEE 802.11n (HT Mixed, 6.5 Mbps, BPSK) | WLAN | 8.10 | ±9.6 |
| 10197 | CAD | IEEE 802.11n (HT Mixed, 39 Mbps, 16-QAM) | WLAN | 8.13 | ±9.6 |
| 10198 | CAD | IEEE 802.11n (HT Mixed, 65 Mbps, 64-QAM) | WLAN | 8.27 | ±9.6 |
| 10219 | CAD | IEEE 802.11n (HT Mixed, 7.2 Mbps, BPSK) | WLAN | 8.03 | ±9.6 |
| 10220 | CAD | IEEE 802.11n (HT Mixed, 43.3 Mbps, 16-QAM) | WLAN | 8.13 | ±9.6 |
| 10221 | CAD | IEEE 802.11n (HT Mixed, 72.2 Mbps, 64-QAM) | WLAN | 8.27 | ±9.6 |
| 10222 | CAD | IEEE 802.11n (HT Mixed, 15 Mbps, BPSK) | WLAN | 8.08 | ±9.6 |
| 10223 | CAD | IEEE 802.11n (HT Mixed, 90 Mbps, 16-QAM) | WLAN | 8.48 | ±9.6 |
| 10224 | CAD | IEEE 802.11n (HT Mixed, 150 Mbps, 64-QAM) | WLAN | 8.08 | ±9.6 |

EUmmWV4 - SN:9528

March 21, 2023

| UID | Rev | Communication System Name | Group | PAR (dB) | Unc ^k k = 2 |
|-------|-----|--|----------|----------|------------------------|
| 10225 | CAC | UMTS-FDD (HSPA+) | WCDMA | 5.97 | ±9.6 |
| 10226 | CAC | LTE-TDD (SC-FDMA, 1 RB, 1.4 MHz, 16-QAM) | LTE-TDD | 9.48 | ±9.6 |
| 10227 | CAC | LTE-TDD (SC-FDMA, 1 RB, 1.4 MHz, 64-QAM) | LTE-TDD | 10.26 | ±9.6 |
| 10228 | CAC | LTE-TDD (SC-FDMA, 1 RB, 1.4 MHz, QPSK) | LTE-TDD | 9.22 | ±9.6 |
| 10229 | CAE | LTE-TDD (SC-FDMA, 1 RB, 3 MHz, 16-QAM) | LTE-TDD | 9.48 | ±9.6 |
| 10230 | CAE | LTE-TDD (SC-FDMA, 1 RB, 3 MHz, 64-QAM) | LTE-TDD | 10.25 | ±9.6 |
| 10231 | CAE | LTE-TDD (SC-FDMA, 1 RB, 3 MHz, QPSK) | LTE-TDD | 9.19 | ±9.6 |
| 10232 | CAH | LTE-TDD (SC-FDMA, 1 RB, 5 MHz, 16-QAM) | LTE-TDD | 9.48 | ±9.6 |
| 10233 | CAH | LTE-TDD (SC-FDMA, 1 RB, 5 MHz, 64-QAM) | LTE-TDD | 10.25 | ±9.6 |
| 10234 | CAH | LTE-TDD (SC-FDMA, 1 RB, 5 MHz, QPSK) | LTE-TDD | 9.21 | ±9.6 |
| 10235 | CAH | LTE-TDD (SC-FDMA, 1 RB, 10 MHz, 16-QAM) | LTE-TDD | 9.48 | ±9.6 |
| 10236 | CAH | LTE-TDD (SC-FDMA, 1 RB, 10 MHz, 64-QAM) | LTE-TDD | 10.25 | ±9.6 |
| 10237 | CAH | LTE-TDD (SC-FDMA, 1 RB, 10 MHz, QPSK) | LTE-TDD | 9.21 | ±9.6 |
| 10238 | CAG | LTE-TDD (SC-FDMA, 1 RB, 15 MHz, 16-QAM) | LTE-TDD | 9.48 | ±9.6 |
| 10239 | CAG | LTE-TDD (SC-FDMA, 1 RB, 15 MHz, 64-QAM) | LTE-TDD | 10.25 | ±9.6 |
| 10240 | CAG | LTE-TDD (SC-FDMA, 1 RB, 15 MHz, QPSK) | LTE-TDD | 9.21 | ±9.6 |
| 10241 | CAC | LTE-TDD (SC-FDMA, 50% RB, 1.4 MHz, 16-QAM) | LTE-TDD | 9.82 | ±9.6 |
| 10242 | CAC | LTE-TDD (SC-FDMA, 50% RB, 1.4 MHz, 64-QAM) | LTE-TDD | 9.86 | ±9.6 |
| 10243 | CAC | LTE-TDD (SC-FDMA, 50% RB, 1.4 MHz, QPSK) | LTE-TDD | 9.46 | ±9.6 |
| 10244 | CAE | LTE-TDD (SC-FDMA, 50% RB, 3 MHz, 16-QAM) | LTE-TDD | 10.06 | ±9.6 |
| 10245 | CAE | LTE-TDD (SC-FDMA, 50% RB, 3 MHz, 64-QAM) | LTE-TDD | 10.06 | ±9.6 |
| 10246 | CAE | LTE-TDD (SC-FDMA, 50% RB, 3 MHz, QPSK) | LTE-TDD | 9.30 | ±9.6 |
| 10247 | CAH | LTE-TDD (SC-FDMA, 50% RB, 5 MHz, 16-QAM) | LTE-TDD | 9.91 | ±9.6 |
| 10248 | CAH | LTE-TDD (SC-FDMA, 50% RB, 5 MHz, 64-QAM) | LTE-TDD | 10.09 | ±9.6 |
| 10249 | CAH | LTE-TDD (SC-FDMA, 50% RB, 5 MHz, QPSK) | LTE-TDD | 9.29 | ±9.6 |
| 10250 | CAH | LTE-TDD (SC-FDMA, 50% RB, 10 MHz, 16-QAM) | LTE-TDD | 9.81 | ±9.6 |
| 10251 | CAH | LTE-TDD (SC-FDMA, 50% RB, 10 MHz, 64-QAM) | LTE-TDD | 10.17 | ±9.6 |
| 10252 | CAH | LTE-TDD (SC-FDMA, 50% RB, 10 MHz, QPSK) | LTE-TDD | 9.24 | ±9.6 |
| 10253 | CAG | LTE-TDD (SC-FDMA, 50% RB, 15 MHz, 16-QAM) | LTE-TDD | 9.90 | ±9.6 |
| 10254 | CAG | LTE-TDD (SC-FDMA, 50% RB, 15 MHz, 64-QAM) | LTE-TDD | 10.14 | ±9.6 |
| 10255 | CAG | LTE-TDD (SC-FDMA, 50% RB, 15 MHz, QPSK) | LTE-TDD | 9.20 | ±9.6 |
| 10256 | CAC | LTE-TDD (SC-FDMA, 100% RB, 1.4 MHz, 16-QAM) | LTE-TDD | 9.96 | ±9.6 |
| 10257 | CAC | LTE-TDD (SC-FDMA, 100% RB, 1.4 MHz, 64-QAM) | LTE-TDD | 10.08 | ±9.6 |
| 10258 | CAC | LTE-TDD (SC-FDMA, 100% RB, 1.4 MHz, QPSK) | LTE-TDD | 9.34 | ±9.6 |
| 10259 | CAE | LTE-TDD (SC-FDMA, 100% RB, 3 MHz, 16-QAM) | LTE-TDD | 9.98 | ±9.6 |
| 10260 | CAE | LTE-TDD (SC-FDMA, 100% RB, 3 MHz, 64-QAM) | LTE-TDD | 9.97 | ±9.6 |
| 10261 | CAE | LTE-TDD (SC-FDMA, 100% RB, 3 MHz, QPSK) | LTE-TDD | 9.24 | ±9.6 |
| 10262 | CAH | LTE-TDD (SC-FDMA, 100% RB, 5 MHz, 16-QAM) | LTE-TDD | 9.83 | ±9.6 |
| 10263 | CAH | LTE-TDD (SC-FDMA, 100% RB, 5 MHz, 64-QAM) | LTE-TDD | 10.16 | ±9.6 |
| 10264 | CAH | LTE-TDD (SC-FDMA, 100% RB, 5 MHz, QPSK) | LTE-TDD | 9.23 | ±9.6 |
| 10265 | CAH | LTE-TDD (SC-FDMA, 100% RB, 10 MHz, 16-QAM) | LTE-TDD | 9.92 | ±9.6 |
| 10266 | CAH | LTE-TDD (SC-FDMA, 100% RB, 10 MHz, 64-QAM) | LTE-TDD | 10.07 | ±9.6 |
| 10267 | CAH | LTE-TDD (SC-FDMA, 100% RB, 10 MHz, QPSK) | LTE-TDD | 9.30 | ±9.6 |
| 10268 | CAG | LTE-TDD (SC-FDMA, 100% RB, 15 MHz, 16-QAM) | LTE-TDD | 10.08 | ±9.6 |
| 10269 | CAG | LTE-TDD (SC-FDMA, 100% RB, 15 MHz, 64-QAM) | LTE-TDD | 10.13 | ±9.6 |
| 10270 | CAG | LTE-TDD (SC-FDMA, 100% RB, 15 MHz, QPSK) | LTE-TDD | 9.58 | ±9.6 |
| 10274 | CAC | UMTS-FDD (HSUPA, Subtest 5, 3GPP Rel8.10) | WCDMA | 4.87 | ±9.6 |
| 10275 | CAC | UMTS-FDD (HSUPA, Subtest 5, 3GPP Rel8.4) | WCDMA | 3.96 | ±9.6 |
| 10277 | CAA | PHS (QPSK) | PHS | 11.81 | ±9.6 |
| 10278 | CAA | PHS (QPSK, BW 884 MHz, Roll-off 0.5) | PHS | 11.81 | ±9.6 |
| 10279 | CAA | PHS (QPSK, BW 884 MHz, Roll-off 0.38) | PHS | 12.18 | ±9.6 |
| 10290 | AAB | CDMA2000, RC1, SQ55, Full Rate | CDMA2000 | 3.91 | ±9.6 |
| 10291 | AAB | CDMA2000, RC3, SQ55, Full Rate | CDMA2000 | 3.46 | ±9.6 |
| 10292 | AAB | CDMA2000, RC3, SQ32, Full Rate | CDMA2000 | 3.39 | ±9.6 |
| 10293 | AAB | CDMA2000, RC3, SQ3, Full Rate | CDMA2000 | 3.50 | ±9.6 |
| 10295 | AAB | CDMA2000, RC1, SQ3, 1/8th Rate 25 fr | CDMA2000 | 12.49 | ±9.6 |
| 10297 | AAE | LTE-FDD (SC-FDMA, 50% RB, 20 MHz, QPSK) | LTE-FDD | 5.81 | ±9.6 |
| 10298 | AAE | LTE-FDD (SC-FDMA, 50% RB, 3 MHz, QPSK) | LTE-FDD | 5.72 | ±9.6 |
| 10299 | AAE | LTE-FDD (SC-FDMA, 50% RB, 3 MHz, 16-QAM) | LTE-FDD | 6.39 | ±9.6 |
| 10300 | AAE | LTE-FDD (SC-FDMA, 50% RB, 3 MHz, 64-QAM) | LTE-FDD | 6.60 | ±9.6 |
| 10301 | AAA | IEEE 802.16e WIMAX (29:18, 5 ms, 10 MHz, QPSK, PUSC) | WIMAX | 12.03 | ±9.6 |
| 10302 | AAA | IEEE 802.16e WIMAX (29:18, 5 ms, 10 MHz, QPSK, PUSC, 3 CTRL symbols) | WIMAX | 12.57 | ±9.6 |
| 10303 | AAA | IEEE 802.16e WIMAX (31:15, 5 ms, 10 MHz, 64QAM, PUSC) | WIMAX | 12.52 | ±9.6 |
| 10304 | AAA | IEEE 802.16e WIMAX (29:18, 5 ms, 10 MHz, 64QAM, PUSC) | WIMAX | 11.86 | ±9.6 |
| 10305 | AAA | IEEE 802.16e WIMAX (31:15, 10 ms, 10 MHz, 64QAM, PUSC, 15 symbols) | WIMAX | 15.24 | ±9.6 |
| 10306 | AAA | IEEE 802.16e WIMAX (29:18, 10 ms, 10 MHz, 64QAM, PUSC, 18 symbols) | WIMAX | 14.67 | ±9.6 |

EUmmWV4 - SN-9528

March 21, 2023

| UID | Rev | Communication System Name | Group | PAR (dB) | Unc ^k k = 2 |
|-------|-----|---|----------|----------|------------------------|
| 10307 | AAA | IEEE 802.16e WIMAX (29:18, 10 ms, 10 MHz, QPSK, PUSC, 18 symbols) | WIMAX | 14.49 | ±9.6 |
| 10308 | AAA | IEEE 802.16e WIMAX (29:18, 10 ms, 10 MHz, 16QAM, PUSC) | WIMAX | 14.46 | ±9.6 |
| 10309 | AAA | IEEE 802.16e WIMAX (29:18, 10 ms, 10 MHz, 16QAM, AMC 2x3, 18 symbols) | WIMAX | 14.58 | ±9.6 |
| 10310 | AAA | IEEE 802.16e WIMAX (29:18, 10 ms, 10 MHz, QPSK, AMC 2x3, 18 symbols) | WIMAX | 14.57 | ±9.6 |
| 10311 | AAE | LTE-FDD (SC-FDMA, 100% RB, 15 MHz, QPSK) | LTE-FDD | 8.08 | ±9.6 |
| 10313 | AAA | IDEN 1:3 | IDEN | 10.51 | ±9.6 |
| 10314 | AAA | IDEN 1:6 | IDEN | 13.48 | ±9.6 |
| 10315 | AAB | IEEE 802.11b WiFi 2.4 GHz (DSSS, 1 Mbps, 99pc duty cycle) | WLAN | 1.71 | ±9.6 |
| 10316 | AAB | IEEE 802.11g WiFi 2.4 GHz (ERP-OFDM, 6 Mbps, 99pc duty cycle) | WLAN | 8.38 | ±9.6 |
| 10317 | AAD | IEEE 802.11a WiFi 5 GHz (OFDM, 6 Mbps, 99pc duty cycle) | WLAN | 8.38 | ±9.6 |
| 10352 | AAA | Pulse Waveform (200Hz, 10%) | Generic | 10.00 | ±9.6 |
| 10353 | AAA | Pulse Waveform (200Hz, 20%) | Generic | 6.99 | ±9.6 |
| 10354 | AAA | Pulse Waveform (200Hz, 40%) | Generic | 3.98 | ±9.6 |
| 10355 | AAA | Pulse Waveform (200Hz, 60%) | Generic | 2.22 | ±9.6 |
| 10356 | AAA | Pulse Waveform (200Hz, 80%) | Generic | 0.97 | ±9.6 |
| 10387 | AAA | QPSK Waveform, 1 MHz | Generic | 5.10 | ±9.6 |
| 10388 | AAA | QPSK Waveform, 10 MHz | Generic | 5.22 | ±9.6 |
| 10396 | AAA | 64-QAM Waveform, 100 kHz | Generic | 8.27 | ±9.6 |
| 10399 | AAA | 64-QAM Waveform, 40 MHz | Generic | 8.27 | ±9.6 |
| 10400 | AAE | IEEE 802.11ac WiFi (20 MHz, 64-QAM, 99pc duty cycle) | WLAN | 8.37 | ±9.6 |
| 10401 | AAE | IEEE 802.11ac WiFi (40 MHz, 64-QAM, 99pc duty cycle) | WLAN | 8.60 | ±9.6 |
| 10402 | AAE | IEEE 802.11ac WiFi (80 MHz, 64-QAM, 99pc duty cycle) | WLAN | 8.53 | ±9.6 |
| 10403 | AAB | CDMA2000 (1xEV-DO, Rev. 0) | CDMA2000 | 3.76 | ±9.6 |
| 10404 | AAB | CDMA2000 (1xEV-DO, Rev. A) | CDMA2000 | 3.77 | ±9.6 |
| 10406 | AAB | CDMA2000, RC3, SC32, SCH0, Full Rate | CDMA2000 | 3.22 | ±9.6 |
| 10410 | AAH | LTE-TDD (SC-FDMA, 1 RB, 10 MHz, QPSK, UL Subframe=2,3,4,7,8,9, Subframe Cont=4) | LTE-TDD | 7.82 | ±9.6 |
| 10414 | AAA | WLAN CCDF, 64-QAM, 40 MHz | Generic | 8.54 | ±9.6 |
| 10415 | AAA | IEEE 802.11b WiFi 2.4 GHz (DSSS, 1 Mbps, 99pc duty cycle) | WLAN | 1.54 | ±9.6 |
| 10416 | AAA | IEEE 802.11g WiFi 2.4 GHz (ERP-OFDM, 6 Mbps, 99pc duty cycle) | WLAN | 8.23 | ±9.6 |
| 10417 | AAC | IEEE 802.11a/h WiFi 5 GHz (OFDM, 6 Mbps, 99pc duty cycle) | WLAN | 8.23 | ±9.6 |
| 10418 | AAA | IEEE 802.11g WiFi 2.4 GHz (DSSS-OFDM, 6 Mbps, 99pc duty cycle, Long preamble) | WLAN | 8.14 | ±9.6 |
| 10419 | AAA | IEEE 802.11g WiFi 2.4 GHz (DSSS-OFDM, 6 Mbps, 99pc duty cycle, Short preamble) | WLAN | 8.19 | ±9.6 |
| 10422 | AAC | IEEE 802.11n (HT Greenfield, 7.2 Mbps, BPSK) | WLAN | 8.32 | ±9.6 |
| 10423 | AAC | IEEE 802.11n (HT Greenfield, 43.3 Mbps, 16-QAM) | WLAN | 8.47 | ±9.6 |
| 10424 | AAC | IEEE 802.11n (HT Greenfield, 72.2 Mbps, 64-QAM) | WLAN | 8.40 | ±9.6 |
| 10425 | AAC | IEEE 802.11n (HT Greenfield, 15 Mbps, BPSK) | WLAN | 8.41 | ±9.6 |
| 10426 | AAC | IEEE 802.11n (HT Greenfield, 90 Mbps, 16-QAM) | WLAN | 8.45 | ±9.6 |
| 10427 | AAC | IEEE 802.11n (HT Greenfield, 150 Mbps, 64-QAM) | WLAN | 8.41 | ±9.6 |
| 10430 | AAE | LTE-FDD (OFDMA, 5 MHz, E-TM 3.1) | LTE-FDD | 8.28 | ±9.6 |
| 10431 | AAE | LTE-FDD (OFDMA, 10 MHz, E-TM 3.1) | LTE-FDD | 8.38 | ±9.6 |
| 10432 | AAD | LTE-FDD (OFDMA, 15 MHz, E-TM 3.1) | LTE-FDD | 8.34 | ±9.6 |
| 10433 | AAD | LTE-FDD (OFDMA, 20 MHz, E-TM 3.1) | LTE-FDD | 8.34 | ±9.6 |
| 10434 | AAB | W-CDMA (BS Test Model 1, 64 DPCH) | WCDMA | 8.60 | ±9.6 |
| 10435 | AAG | LTE-TDD (SC-FDMA, 1 RB, 20 MHz, QPSK, UL Subframe=2,3,4,7,8,9) | LTE-TDD | 7.82 | ±9.6 |
| 10447 | AAE | LTE-FDD (OFDMA, 5 MHz, E-TM 3.1, Clipping 44%) | LTE-FDD | 7.56 | ±9.6 |
| 10448 | AAE | LTE-FDD (OFDMA, 10 MHz, E-TM 3.1, Clipping 44%) | LTE-FDD | 7.53 | ±9.6 |
| 10449 | AAD | LTE-FDD (OFDMA, 15 MHz, E-TM 3.1, Clipping 44%) | LTE-FDD | 7.51 | ±9.6 |
| 10450 | AAD | LTE-FDD (OFDMA, 20 MHz, E-TM 3.1, Clipping 44%) | LTE-FDD | 7.48 | ±9.6 |
| 10451 | AAB | W-CDMA (BS Test Model 1, 64 DPCH, Clipping 44%) | WCDMA | 7.59 | ±9.6 |
| 10453 | AAE | Validation (Square, 10 ms, 1 ms) | Test | 10.00 | ±9.6 |
| 10456 | AAC | IEEE 802.11ac WiFi (160 MHz, 64-QAM, 99pc duty cycle) | WLAN | 8.63 | ±9.6 |
| 10457 | AAE | UMTS-FDD (DC-HSDPA) | WCDMA | 6.62 | ±9.6 |
| 10458 | AAA | CDMA2000 (1xEV-DO, Rev. B, 2 carriers) | CDMA2000 | 6.55 | ±9.6 |
| 10459 | AAA | CDMA2000 (1xEV-DO, Rev. B, 3 carriers) | CDMA2000 | 8.25 | ±9.6 |
| 10460 | AAB | UMTS-FDD (WCDMA, AMR) | WCDMA | 2.39 | ±9.6 |
| 10461 | AAC | LTE-TDD (SC-FDMA, 1 RB, 1.4 MHz, QPSK, UL Subframe=2,3,4,7,8,9) | LTE-TDD | 7.82 | ±9.6 |
| 10462 | AAC | LTE-TDD (SC-FDMA, 1 RB, 1.4 MHz, 16-QAM, UL Subframe=2,3,4,7,8,9) | LTE-TDD | 8.30 | ±9.6 |
| 10463 | AAC | LTE-TDD (SC-FDMA, 1 RB, 1.4 MHz, 64-QAM, UL Subframe=2,3,4,7,8,9) | LTE-TDD | 8.56 | ±9.6 |
| 10464 | AAD | LTE-TDD (SC-FDMA, 1 RB, 3 MHz, QPSK, UL Subframe=2,3,4,7,8,9) | LTE-TDD | 7.82 | ±9.6 |
| 10465 | AAD | LTE-TDD (SC-FDMA, 1 RB, 3 MHz, 16-QAM, UL Subframe=2,3,4,7,8,9) | LTE-TDD | 8.32 | ±9.6 |
| 10466 | AAD | LTE-TDD (SC-FDMA, 1 RB, 3 MHz, 64-QAM, UL Subframe=2,3,4,7,8,9) | LTE-TDD | 8.57 | ±9.6 |
| 10467 | AAG | LTE-TDD (SC-FDMA, 1 RB, 5 MHz, QPSK, UL Subframe=2,3,4,7,8,9) | LTE-TDD | 7.82 | ±9.6 |
| 10468 | AAG | LTE-TDD (SC-FDMA, 1 RB, 5 MHz, 16-QAM, UL Subframe=2,3,4,7,8,9) | LTE-TDD | 8.32 | ±9.6 |
| 10469 | AAG | LTE-TDD (SC-FDMA, 1 RB, 5 MHz, 64-QAM, UL Subframe=2,3,4,7,8,9) | LTE-TDD | 8.56 | ±9.6 |
| 10470 | AAG | LTE-TDD (SC-FDMA, 1 RB, 10 MHz, QPSK, UL Subframe=2,3,4,7,8,9) | LTE-TDD | 7.82 | ±9.6 |
| 10471 | AAG | LTE-TDD (SC-FDMA, 1 RB, 10 MHz, 16-QAM, UL Subframe=2,3,4,7,8,9) | LTE-TDD | 8.32 | ±9.6 |

EUMmWV4 - SN:9528

March 21, 2023

| UID | Rev | Communication System Name | Group | PAR (dB) | Unc ^h k = 2 |
|-------|-----|--|---------|----------|------------------------|
| 10472 | AAG | LTE-TDD (SC-FDMA, 1 RB, 10 MHz, 64-QAM, UL Subframe=2,3,4,7,8,9) | LTE-TDD | 8.57 | ±9.6 |
| 10473 | AAF | LTE-TDD (SC-FDMA, 1 RB, 15 MHz, QPSK, UL Subframe=2,3,4,7,8,9) | LTE-TDD | 7.82 | ±9.6 |
| 10474 | AAF | LTE-TDD (SC-FDMA, 1 RB, 15 MHz, 16-QAM, UL Subframe=2,3,4,7,8,9) | LTE-TDD | 8.32 | ±9.6 |
| 10475 | AAF | LTE-TDD (SC-FDMA, 1 RB, 15 MHz, 64-QAM, UL Subframe=2,3,4,7,8,9) | LTE-TDD | 8.57 | ±9.6 |
| 10477 | AAG | LTE-TDD (SC-FDMA, 1 RB, 20 MHz, 16-QAM, UL Subframe=2,3,4,7,8,9) | LTE-TDD | 8.32 | ±9.6 |
| 10478 | AAG | LTE-TDD (SC-FDMA, 1 RB, 20 MHz, 64-QAM, UL Subframe=2,3,4,7,8,9) | LTE-TDD | 8.57 | ±9.6 |
| 10479 | AAC | LTE-TDD (SC-FDMA, 50% RB, 1.4 MHz, QPSK, UL Subframe=2,3,4,7,8,9) | LTE-TDD | 7.74 | ±9.6 |
| 10480 | AAC | LTE-TDD (SC-FDMA, 50% RB, 1.4 MHz, 16-QAM, UL Subframe=2,3,4,7,8,9) | LTE-TDD | 8.18 | ±9.6 |
| 10481 | AAC | LTE-TDD (SC-FDMA, 50% RB, 1.4 MHz, 64-QAM, UL Subframe=2,3,4,7,8,9) | LTE-TDD | 8.45 | ±9.6 |
| 10482 | AAD | LTE-TDD (SC-FDMA, 50% RB, 3 MHz, QPSK, UL Subframe=2,3,4,7,8,9) | LTE-TDD | 7.71 | ±9.6 |
| 10483 | AAD | LTE-TDD (SC-FDMA, 50% RB, 3 MHz, 16-QAM, UL Subframe=2,3,4,7,8,9) | LTE-TDD | 8.39 | ±9.6 |
| 10484 | AAD | LTE-TDD (SC-FDMA, 50% RB, 3 MHz, 64-QAM, UL Subframe=2,3,4,7,8,9) | LTE-TDD | 8.47 | ±9.6 |
| 10485 | AAG | LTE-TDD (SC-FDMA, 50% RB, 5 MHz, QPSK, UL Subframe=2,3,4,7,8,9) | LTE-TDD | 7.59 | ±9.6 |
| 10486 | AAG | LTE-TDD (SC-FDMA, 50% RB, 5 MHz, 16-QAM, UL Subframe=2,3,4,7,8,9) | LTE-TDD | 8.38 | ±9.6 |
| 10487 | AAG | LTE-TDD (SC-FDMA, 50% RB, 5 MHz, 64-QAM, UL Subframe=2,3,4,7,8,9) | LTE-TDD | 8.60 | ±9.6 |
| 10488 | AAG | LTE-TDD (SC-FDMA, 50% RB, 10 MHz, QPSK, UL Subframe=2,3,4,7,8,9) | LTE-TDD | 7.70 | ±9.6 |
| 10489 | AAG | LTE-TDD (SC-FDMA, 50% RB, 10 MHz, 16-QAM, UL Subframe=2,3,4,7,8,9) | LTE-TDD | 8.31 | ±9.6 |
| 10490 | AAG | LTE-TDD (SC-FDMA, 50% RB, 10 MHz, 64-QAM, UL Subframe=2,3,4,7,8,9) | LTE-TDD | 8.54 | ±9.6 |
| 10491 | AAF | LTE-TDD (SC-FDMA, 50% RB, 15 MHz, QPSK, UL Subframe=2,3,4,7,8,9) | LTE-TDD | 7.74 | ±9.6 |
| 10492 | AAF | LTE-TDD (SC-FDMA, 50% RB, 15 MHz, 16-QAM, UL Subframe=2,3,4,7,8,9) | LTE-TDD | 8.41 | ±9.6 |
| 10493 | AAF | LTE-TDD (SC-FDMA, 50% RB, 15 MHz, 64-QAM, UL Subframe=2,3,4,7,8,9) | LTE-TDD | 8.55 | ±9.6 |
| 10494 | AAG | LTE-TDD (SC-FDMA, 50% RB, 20 MHz, QPSK, UL Subframe=2,3,4,7,8,9) | LTE-TDD | 7.74 | ±9.6 |
| 10495 | AAG | LTE-TDD (SC-FDMA, 50% RB, 20 MHz, 16-QAM, UL Subframe=2,3,4,7,8,9) | LTE-TDD | 8.37 | ±9.6 |
| 10496 | AAG | LTE-TDD (SC-FDMA, 50% RB, 20 MHz, 64-QAM, UL Subframe=2,3,4,7,8,9) | LTE-TDD | 8.54 | ±9.6 |
| 10497 | AAC | LTE-TDD (SC-FDMA, 100% RB, 1.4 MHz, QPSK, UL Subframe=2,3,4,7,8,9) | LTE-TDD | 7.87 | ±9.6 |
| 10498 | AAC | LTE-TDD (SC-FDMA, 100% RB, 1.4 MHz, 16-QAM, UL Subframe=2,3,4,7,8,9) | LTE-TDD | 8.40 | ±9.6 |
| 10499 | AAC | LTE-TDD (SC-FDMA, 100% RB, 1.4 MHz, 64-QAM, UL Subframe=2,3,4,7,8,9) | LTE-TDD | 8.68 | ±9.6 |
| 10500 | AAD | LTE-TDD (SC-FDMA, 100% RB, 3 MHz, QPSK, UL Subframe=2,3,4,7,8,9) | LTE-TDD | 7.67 | ±9.6 |
| 10501 | AAD | LTE-TDD (SC-FDMA, 100% RB, 3 MHz, 16-QAM, UL Subframe=2,3,4,7,8,9) | LTE-TDD | 8.44 | ±9.6 |
| 10502 | AAD | LTE-TDD (SC-FDMA, 100% RB, 3 MHz, 64-QAM, UL Subframe=2,3,4,7,8,9) | LTE-TDD | 8.52 | ±9.6 |
| 10503 | AAG | LTE-TDD (SC-FDMA, 100% RB, 5 MHz, QPSK, UL Subframe=2,3,4,7,8,9) | LTE-TDD | 7.72 | ±9.6 |
| 10504 | AAG | LTE-TDD (SC-FDMA, 100% RB, 5 MHz, 16-QAM, UL Subframe=2,3,4,7,8,9) | LTE-TDD | 8.31 | ±9.6 |
| 10505 | AAG | LTE-TDD (SC-FDMA, 100% RB, 5 MHz, 64-QAM, UL Subframe=2,3,4,7,8,9) | LTE-TDD | 8.54 | ±9.6 |
| 10506 | AAG | LTE-TDD (SC-FDMA, 100% RB, 10 MHz, QPSK, UL Subframe=2,3,4,7,8,9) | LTE-TDD | 7.74 | ±9.6 |
| 10507 | AAG | LTE-TDD (SC-FDMA, 100% RB, 10 MHz, 16-QAM, UL Subframe=2,3,4,7,8,9) | LTE-TDD | 8.26 | ±9.6 |
| 10508 | AAG | LTE-TDD (SC-FDMA, 100% RB, 10 MHz, 64-QAM, UL Subframe=2,3,4,7,8,9) | LTE-TDD | 8.55 | ±9.6 |
| 10509 | AAF | LTE-TDD (SC-FDMA, 100% RB, 15 MHz, QPSK, UL Subframe=2,3,4,7,8,9) | LTE-TDD | 7.99 | ±9.6 |
| 10510 | AAF | LTE-TDD (SC-FDMA, 100% RB, 15 MHz, 16-QAM, UL Subframe=2,3,4,7,8,9) | LTE-TDD | 8.49 | ±9.6 |
| 10511 | AAF | LTE-TDD (SC-FDMA, 100% RB, 15 MHz, 64-QAM, UL Subframe=2,3,4,7,8,9) | LTE-TDD | 8.51 | ±9.6 |
| 10512 | AAG | LTE-TDD (SC-FDMA, 100% RB, 20 MHz, QPSK, UL Subframe=2,3,4,7,8,9) | LTE-TDD | 7.74 | ±9.6 |
| 10513 | AAG | LTE-TDD (SC-FDMA, 100% RB, 20 MHz, 16-QAM, UL Subframe=2,3,4,7,8,9) | LTE-TDD | 8.42 | ±9.6 |
| 10514 | AAG | LTE-TDD (SC-FDMA, 100% RB, 20 MHz, 64-QAM, UL Subframe=2,3,4,7,8,9) | LTE-TDD | 8.45 | ±9.6 |
| 10515 | AAA | IEEE 802.11b WiFi 2.4 GHz (DSSS, 2 Mbps, 99pc duty cycle) | WLAN | 1.58 | ±9.6 |
| 10516 | AAA | IEEE 802.11b WiFi 2.4 GHz (DSSS, 5.5 Mbps, 99pc duty cycle) | WLAN | 1.57 | ±9.6 |
| 10517 | AAA | IEEE 802.11b WiFi 2.4 GHz (DSSS, 11 Mbps, 99pc duty cycle) | WLAN | 1.58 | ±9.6 |
| 10518 | AAC | IEEE 802.11a/h WiFi 5 GHz (OFDM, 9 Mbps, 99pc duty cycle) | WLAN | 8.23 | ±9.6 |
| 10519 | AAC | IEEE 802.11a/h WiFi 5 GHz (OFDM, 12 Mbps, 99pc duty cycle) | WLAN | 8.39 | ±9.6 |
| 10520 | AAC | IEEE 802.11a/h WiFi 5 GHz (OFDM, 18 Mbps, 99pc duty cycle) | WLAN | 8.12 | ±9.6 |
| 10521 | AAC | IEEE 802.11a/h WiFi 5 GHz (OFDM, 24 Mbps, 99pc duty cycle) | WLAN | 7.97 | ±9.6 |
| 10522 | AAC | IEEE 802.11a/h WiFi 5 GHz (OFDM, 36 Mbps, 99pc duty cycle) | WLAN | 8.45 | ±9.6 |
| 10523 | AAC | IEEE 802.11a/h WiFi 5 GHz (OFDM, 48 Mbps, 99pc duty cycle) | WLAN | 8.08 | ±9.6 |
| 10524 | AAC | IEEE 802.11a/h WiFi 5 GHz (OFDM, 54 Mbps, 99pc duty cycle) | WLAN | 8.27 | ±9.6 |
| 10525 | AAC | IEEE 802.11ac WiFi (20 MHz, MCS0, 99pc duty cycle) | WLAN | 8.38 | ±9.6 |
| 10526 | AAC | IEEE 802.11ac WiFi (20 MHz, MCS1, 99pc duty cycle) | WLAN | 8.42 | ±9.6 |
| 10527 | AAC | IEEE 802.11ac WiFi (20 MHz, MCS2, 99pc duty cycle) | WLAN | 8.21 | ±9.6 |
| 10528 | AAC | IEEE 802.11ac WiFi (20 MHz, MCS3, 99pc duty cycle) | WLAN | 8.36 | ±9.6 |
| 10529 | AAC | IEEE 802.11ac WiFi (20 MHz, MCS4, 99pc duty cycle) | WLAN | 8.36 | ±9.6 |
| 10531 | AAC | IEEE 802.11ac WiFi (20 MHz, MCS6, 99pc duty cycle) | WLAN | 8.43 | ±9.6 |
| 10532 | AAC | IEEE 802.11ac WiFi (20 MHz, MCS7, 99pc duty cycle) | WLAN | 8.29 | ±9.6 |
| 10533 | AAC | IEEE 802.11ac WiFi (20 MHz, MCS8, 99pc duty cycle) | WLAN | 8.38 | ±9.6 |
| 10534 | AAC | IEEE 802.11ac WiFi (40 MHz, MCS0, 99pc duty cycle) | WLAN | 8.45 | ±9.6 |
| 10535 | AAC | IEEE 802.11ac WiFi (40 MHz, MCS1, 99pc duty cycle) | WLAN | 8.45 | ±9.6 |
| 10536 | AAC | IEEE 802.11ac WiFi (40 MHz, MCS2, 99pc duty cycle) | WLAN | 8.32 | ±9.6 |
| 10537 | AAC | IEEE 802.11ac WiFi (40 MHz, MCS3, 99pc duty cycle) | WLAN | 8.44 | ±9.6 |
| 10538 | AAC | IEEE 802.11ac WiFi (40 MHz, MCS4, 99pc duty cycle) | WLAN | 8.54 | ±9.6 |
| 10540 | AAC | IEEE 802.11ac WiFi (40 MHz, MCS6, 99pc duty cycle) | WLAN | 8.39 | ±9.6 |

EUmmWV4 - SN:9528

March 21, 2023

| UID | Rev | Communication System Name | Group | PAR (dB) | Unc ² k = 2 |
|-------|-----|---|-------|----------|------------------------|
| 10541 | AAC | IEEE 802.11ac WiFi (40 MHz, MCS7, 99pc duty cycle) | WLAN | 8.46 | ±9.6 |
| 10542 | AAC | IEEE 802.11ac WiFi (40 MHz, MCS6, 99pc duty cycle) | WLAN | 8.65 | ±9.6 |
| 10543 | AAC | IEEE 802.11ac WiFi (40 MHz, MCS8, 99pc duty cycle) | WLAN | 8.65 | ±9.6 |
| 10544 | AAC | IEEE 802.11ac WiFi (80 MHz, MCS0, 99pc duty cycle) | WLAN | 6.47 | ±9.6 |
| 10545 | AAC | IEEE 802.11ac WiFi (80 MHz, MCS1, 99pc duty cycle) | WLAN | 8.55 | ±9.6 |
| 10546 | AAC | IEEE 802.11ac WiFi (80 MHz, MCS2, 99pc duty cycle) | WLAN | 8.35 | ±9.6 |
| 10547 | AAC | IEEE 802.11ac WiFi (80 MHz, MCS3, 99pc duty cycle) | WLAN | 8.49 | ±9.6 |
| 10548 | AAC | IEEE 802.11ac WiFi (80 MHz, MCS4, 99pc duty cycle) | WLAN | 8.37 | ±9.6 |
| 10550 | AAC | IEEE 802.11ac WiFi (80 MHz, MCS6, 99pc duty cycle) | WLAN | 8.38 | ±9.6 |
| 10551 | AAC | IEEE 802.11ac WiFi (80 MHz, MCS7, 99pc duty cycle) | WLAN | 8.50 | ±9.6 |
| 10552 | AAC | IEEE 802.11ac WiFi (80 MHz, MCS8, 99pc duty cycle) | WLAN | 8.42 | ±9.6 |
| 10553 | AAC | IEEE 802.11ac WiFi (80 MHz, MCS9, 99pc duty cycle) | WLAN | 8.45 | ±9.6 |
| 10554 | AAD | IEEE 802.11ac WiFi (160 MHz, MCS0, 99pc duty cycle) | WLAN | 8.48 | ±9.6 |
| 10555 | AAD | IEEE 802.11ac WiFi (160 MHz, MCS1, 99pc duty cycle) | WLAN | 8.47 | ±9.6 |
| 10556 | AAD | IEEE 802.11ac WiFi (160 MHz, MCS2, 99pc duty cycle) | WLAN | 8.50 | ±9.6 |
| 10557 | AAD | IEEE 802.11ac WiFi (160 MHz, MCS3, 99pc duty cycle) | WLAN | 8.52 | ±9.6 |
| 10558 | AAD | IEEE 802.11ac WiFi (160 MHz, MCS4, 99pc duty cycle) | WLAN | 8.51 | ±9.6 |
| 10580 | AAD | IEEE 802.11ac WiFi (160 MHz, MCS6, 99pc duty cycle) | WLAN | 8.73 | ±9.6 |
| 10581 | AAD | IEEE 802.11ac WiFi (160 MHz, MCS7, 99pc duty cycle) | WLAN | 8.56 | ±9.6 |
| 10582 | AAD | IEEE 802.11ac WiFi (160 MHz, MCS8, 99pc duty cycle) | WLAN | 8.69 | ±9.6 |
| 10583 | AAD | IEEE 802.11ac WiFi (160 MHz, MCS9, 99pc duty cycle) | WLAN | 8.77 | ±9.6 |
| 10564 | AAA | IEEE 802.11g WiFi 2.4 GHz (DSSS-OFDM, 9 Mbps, 90pc duty cycle) | WLAN | 8.25 | ±9.6 |
| 10565 | AAA | IEEE 802.11g WiFi 2.4 GHz (DSSS-OFDM, 12 Mbps, 99pc duty cycle) | WLAN | 8.45 | ±9.6 |
| 10566 | AAA | IEEE 802.11g WiFi 2.4 GHz (DSSS-OFDM, 18 Mbps, 99pc duty cycle) | WLAN | 8.13 | ±9.6 |
| 10567 | AAA | IEEE 802.11g WiFi 2.4 GHz (DSSS-OFDM, 24 Mbps, 99pc duty cycle) | WLAN | 8.00 | ±9.6 |
| 10568 | AAA | IEEE 802.11g WiFi 2.4 GHz (DSSS-OFDM, 36 Mbps, 99pc duty cycle) | WLAN | 8.37 | ±9.6 |
| 10569 | AAA | IEEE 802.11g WiFi 2.4 GHz (DSSS-OFDM, 48 Mbps, 99pc duty cycle) | WLAN | 8.10 | ±9.6 |
| 10570 | AAA | IEEE 802.11g WiFi 2.4 GHz (DSSS-OFDM, 54 Mbps, 99pc duty cycle) | WLAN | 8.30 | ±9.6 |
| 10571 | AAA | IEEE 802.11b WiFi 2.4 GHz (DSSS, 1 Mbps, 90pc duty cycle) | WLAN | 1.99 | ±9.6 |
| 10572 | AAA | IEEE 802.11b WiFi 2.4 GHz (DSSS, 2 Mbps, 90pc duty cycle) | WLAN | 1.99 | ±9.6 |
| 10573 | AAA | IEEE 802.11b WiFi 2.4 GHz (DSSS, 5.5 Mbps, 90pc duty cycle) | WLAN | 1.98 | ±9.6 |
| 10574 | AAA | IEEE 802.11b WiFi 2.4 GHz (DSSS, 11 Mbps, 90pc duty cycle) | WLAN | 1.98 | ±9.6 |
| 10575 | AAA | IEEE 802.11g WiFi 2.4 GHz (DSSS-OFDM, 6 Mbps, 90pc duty cycle) | WLAN | 8.59 | ±9.6 |
| 10576 | AAA | IEEE 802.11g WiFi 2.4 GHz (DSSS-OFDM, 9 Mbps, 90pc duty cycle) | WLAN | 8.60 | ±9.6 |
| 10577 | AAA | IEEE 802.11g WiFi 2.4 GHz (DSSS-OFDM, 12 Mbps, 90pc duty cycle) | WLAN | 8.70 | ±9.6 |
| 10578 | AAA | IEEE 802.11g WiFi 2.4 GHz (DSSS-OFDM, 18 Mbps, 90pc duty cycle) | WLAN | 8.49 | ±9.6 |
| 10579 | AAA | IEEE 802.11g WiFi 2.4 GHz (DSSS-OFDM, 24 Mbps, 90pc duty cycle) | WLAN | 8.36 | ±9.6 |
| 10580 | AAA | IEEE 802.11g WiFi 2.4 GHz (DSSS-OFDM, 36 Mbps, 90pc duty cycle) | WLAN | 8.78 | ±9.6 |
| 10581 | AAA | IEEE 802.11g WiFi 2.4 GHz (DSSS-OFDM, 48 Mbps, 90pc duty cycle) | WLAN | 8.35 | ±9.6 |
| 10582 | AAA | IEEE 802.11g WiFi 2.4 GHz (DSSS-OFDM, 54 Mbps, 90pc duty cycle) | WLAN | 8.67 | ±9.6 |
| 10583 | AAC | IEEE 802.11a/h WiFi 5 GHz (OFDM, 6 Mbps, 90pc duty cycle) | WLAN | 8.59 | ±9.6 |
| 10584 | AAC | IEEE 802.11a/h WiFi 5 GHz (OFDM, 9 Mbps, 90pc duty cycle) | WLAN | 8.60 | ±9.6 |
| 10585 | AAC | IEEE 802.11a/h WiFi 5 GHz (OFDM, 12 Mbps, 90pc duty cycle) | WLAN | 8.70 | ±9.6 |
| 10586 | AAC | IEEE 802.11a/h WiFi 5 GHz (OFDM, 18 Mbps, 90pc duty cycle) | WLAN | 8.49 | ±9.6 |
| 10587 | AAC | IEEE 802.11a/h WiFi 5 GHz (OFDM, 24 Mbps, 90pc duty cycle) | WLAN | 8.36 | ±9.6 |
| 10588 | AAC | IEEE 802.11a/h WiFi 5 GHz (OFDM, 36 Mbps, 90pc duty cycle) | WLAN | 8.76 | ±9.6 |
| 10589 | AAC | IEEE 802.11a/h WiFi 5 GHz (OFDM, 48 Mbps, 90pc duty cycle) | WLAN | 8.35 | ±9.6 |
| 10590 | AAC | IEEE 802.11a/h WiFi 5 GHz (OFDM, 54 Mbps, 90pc duty cycle) | WLAN | 8.67 | ±9.6 |
| 10591 | AAC | IEEE 802.11n (HT Mixed, 20 MHz, MCS0, 90pc duty cycle) | WLAN | 8.63 | ±9.6 |
| 10592 | AAC | IEEE 802.11n (HT Mixed, 20 MHz, MCS1, 90pc duty cycle) | WLAN | 8.79 | ±9.6 |
| 10593 | AAC | IEEE 802.11n (HT Mixed, 20 MHz, MCS2, 90pc duty cycle) | WLAN | 8.64 | ±9.6 |
| 10594 | AAC | IEEE 802.11n (HT Mixed, 20 MHz, MCS3, 90pc duty cycle) | WLAN | 8.74 | ±9.6 |
| 10595 | AAC | IEEE 802.11n (HT Mixed, 20 MHz, MCS4, 90pc duty cycle) | WLAN | 8.74 | ±9.6 |
| 10596 | AAC | IEEE 802.11n (HT Mixed, 20 MHz, MCS5, 90pc duty cycle) | WLAN | 8.71 | ±9.6 |
| 10597 | AAC | IEEE 802.11n (HT Mixed, 20 MHz, MCS6, 90pc duty cycle) | WLAN | 8.72 | ±9.6 |
| 10598 | AAC | IEEE 802.11n (HT Mixed, 20 MHz, MCS7, 90pc duty cycle) | WLAN | 8.50 | ±9.6 |
| 10599 | AAC | IEEE 802.11n (HT Mixed, 40 MHz, MCS0, 90pc duty cycle) | WLAN | 8.79 | ±9.6 |
| 10600 | AAC | IEEE 802.11n (HT Mixed, 40 MHz, MCS1, 90pc duty cycle) | WLAN | 8.88 | ±9.6 |
| 10601 | AAC | IEEE 802.11n (HT Mixed, 40 MHz, MCS2, 90pc duty cycle) | WLAN | 8.62 | ±9.6 |
| 10602 | AAC | IEEE 802.11n (HT Mixed, 40 MHz, MCS3, 90pc duty cycle) | WLAN | 8.94 | ±9.6 |
| 10603 | AAC | IEEE 802.11n (HT Mixed, 40 MHz, MCS4, 90pc duty cycle) | WLAN | 9.03 | ±9.6 |
| 10604 | AAC | IEEE 802.11n (HT Mixed, 40 MHz, MCS5, 90pc duty cycle) | WLAN | 8.76 | ±9.6 |
| 10605 | AAC | IEEE 802.11n (HT Mixed, 40 MHz, MCS6, 90pc duty cycle) | WLAN | 8.97 | ±9.6 |
| 10606 | AAC | IEEE 802.11n (HT Mixed, 40 MHz, MCS7, 90pc duty cycle) | WLAN | 8.82 | ±9.6 |
| 10607 | AAC | IEEE 802.11ac WiFi (20 MHz, MCS0, 90pc duty cycle) | WLAN | 8.64 | ±9.6 |
| 10608 | AAC | IEEE 802.11ac WiFi (20 MHz, MCS1, 90pc duty cycle) | WLAN | 8.77 | ±9.6 |