

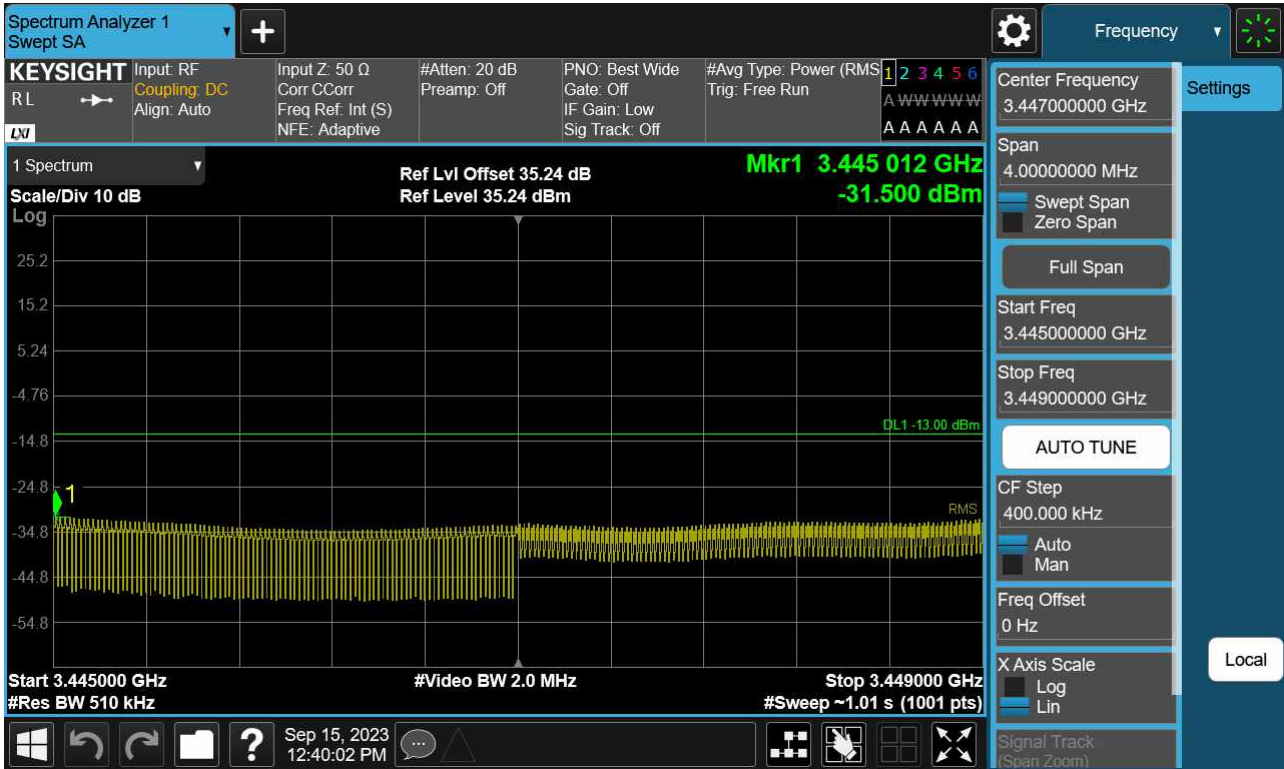
Sub6 n77. Low Band Edge Plot (30 M BW Ch.631000 BPSK FullRB)(1)



Sub6 n77. Low Band Edge Plot (30 M BW Ch.631000 BPSK 1RB)(2)



Sub6 n77. Low Band Edge Plot (30 M BW Ch.631000 BPSK FullRB)(2)



Sub6 n77. Low Band Edge Plot (30 M BW Ch.631000 BPSK 1RB)(3)



Sub6 n77. Low Band Edge Plot (30 M BW Ch.631000 BPSK FullRB)(3)



Sub6 n77. High Band Edge Plot (30 M BW Ch.635666 BPSK 1RB)(1)

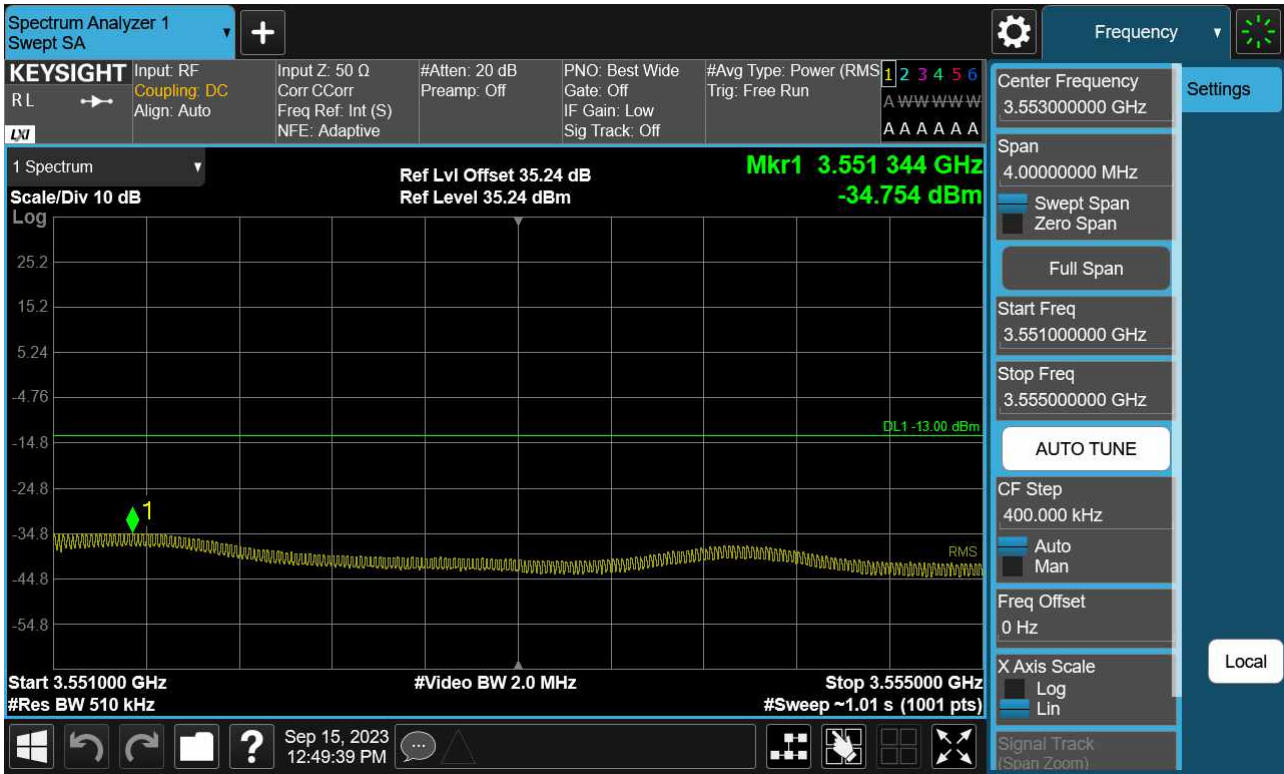


Sub6 n77. High Band Edge Plot (30 M BW Ch.635666 BPSK FullRB)(1)





Sub6 n77. High Band Edge Plot (30 M BW Ch.635666 BPSK 1RB)(2)





Sub6 n77. High Band Edge Plot (30 M BW Ch.635666 BPSK FullRB)(2)



Sub6 n77. High Band Edge Plot (30 M BW Ch.635666 BPSK 1RB)(3)



Sub6 n77. High Band Edge Plot (30 M BW Ch.635666 BPSK FullRB)(3)



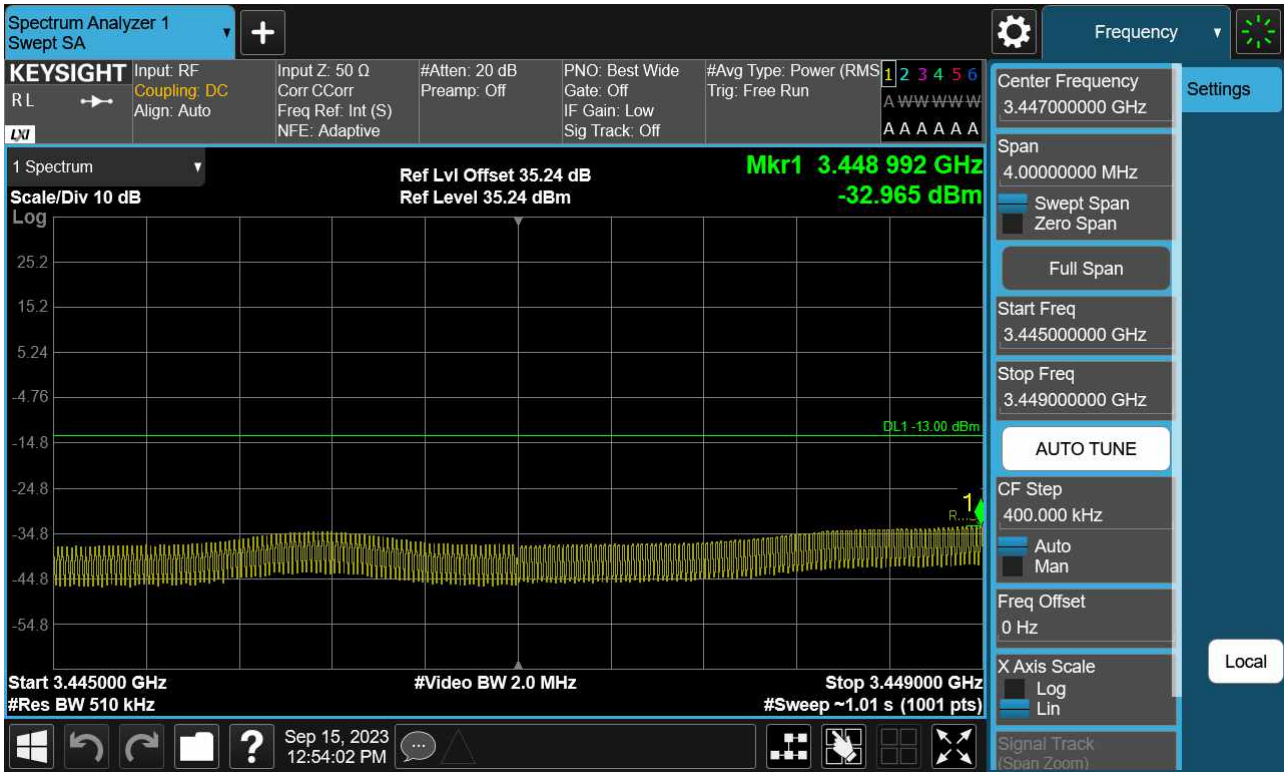
Sub6 n77. Low Band Edge Plot (40 M BW Ch.631334 BPSK 1RB)(1)



Sub6 n77. Low Band Edge Plot (40 M BW Ch.631334 BPSK FullRB)(1)



Sub6 n77. Low Band Edge Plot (40 M BW Ch.631334 BPSK 1RB)(2)



Sub6 n77. Low Band Edge Plot (40 M BW Ch.631334 BPSK FullRB)(2)





Sub6 n77. Low Band Edge Plot (40 M BW Ch.631334 BPSK 1RB)(3)



Sub6 n77. Low Band Edge Plot (40 M BW Ch.631334 BPSK FullRB)(3)



Sub6 n77. High Band Edge Plot (40 M BW Ch.635332 BPSK 1RB)(1)



Sub6 n77. High Band Edge Plot (40 M BW Ch.635332 BPSK FullRB)(1)



Sub6 n77. High Band Edge Plot (40 M BW Ch.635332 BPSK 1RB)(2)



Sub6 n77. High Band Edge Plot (40 M BW Ch.635332 BPSK FullRB)(2)

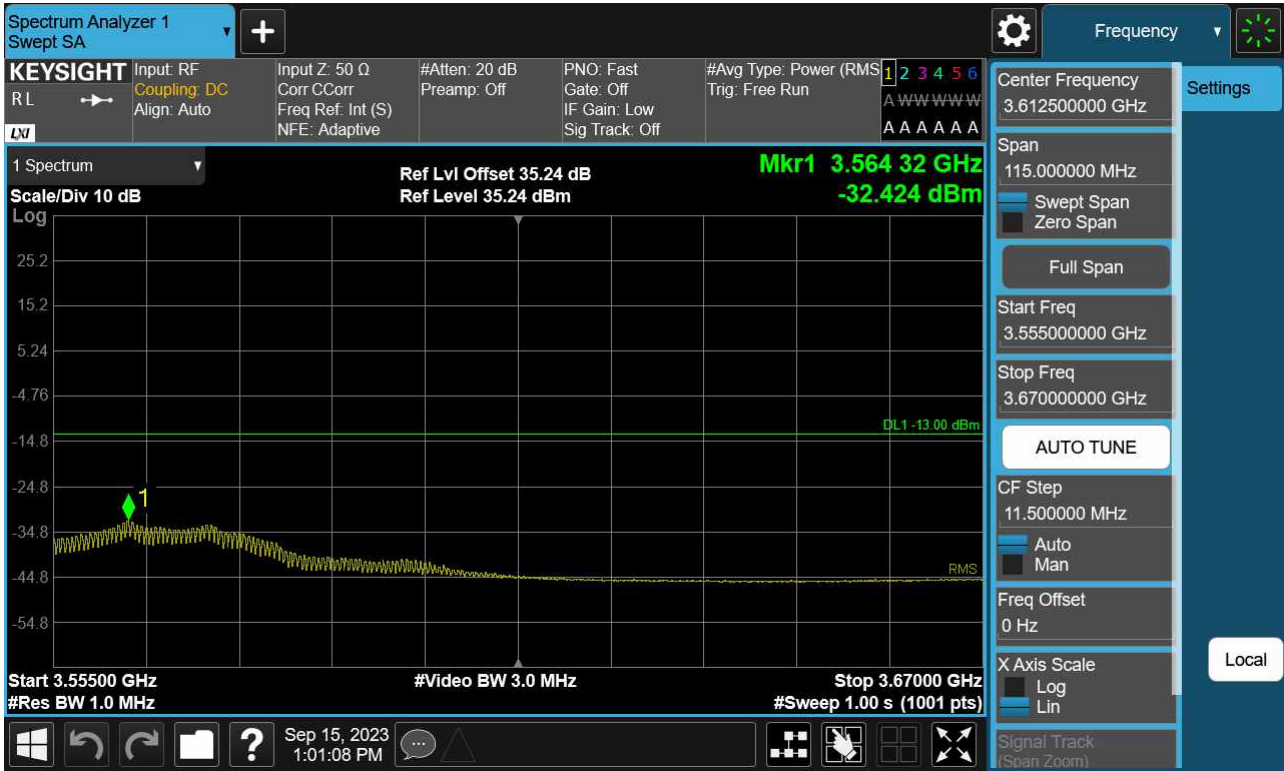


Sub6 n77. High Band Edge Plot (40 M BW Ch.635332 BPSK 1RB)(3)





Sub6 n77. High Band Edge Plot (40 M BW Ch.635332 BPSK FullRB)(3)



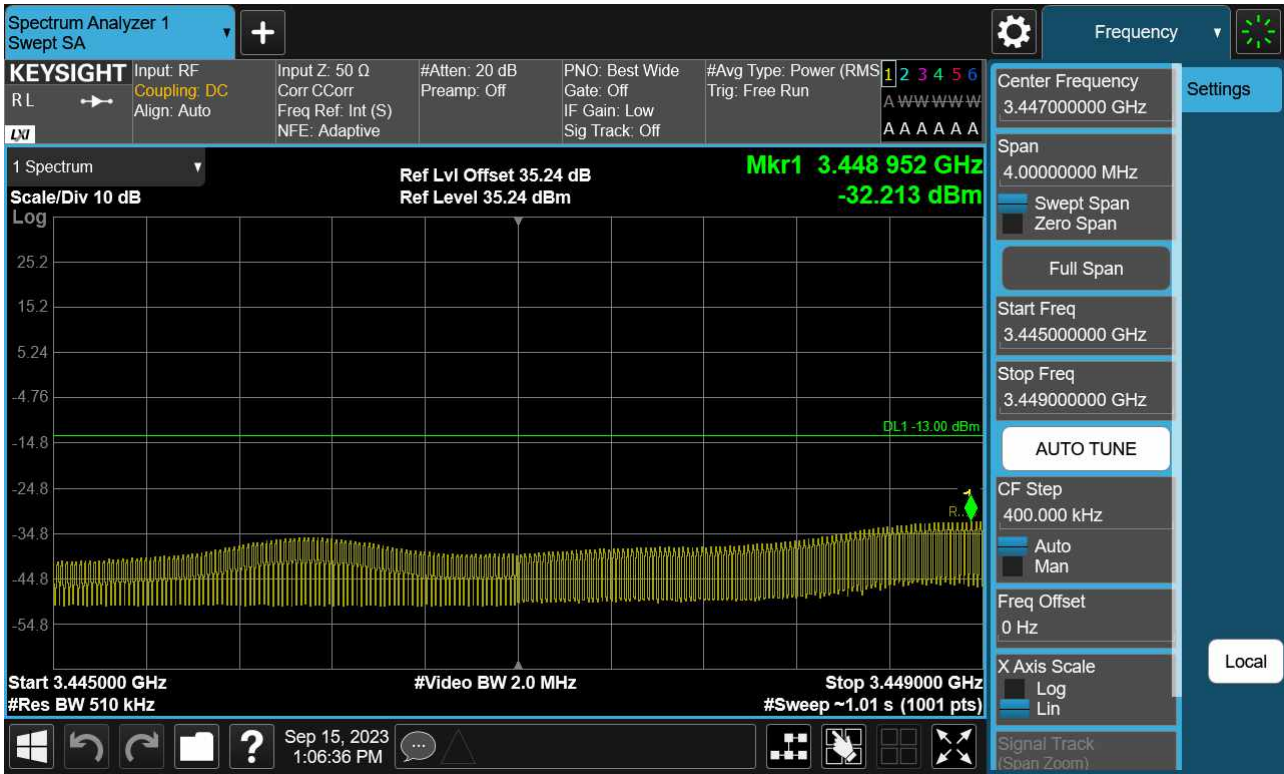
Sub6 n77. Low Band Edge Plot (50 M BW Ch.631668 BPSK 1RB)(1)



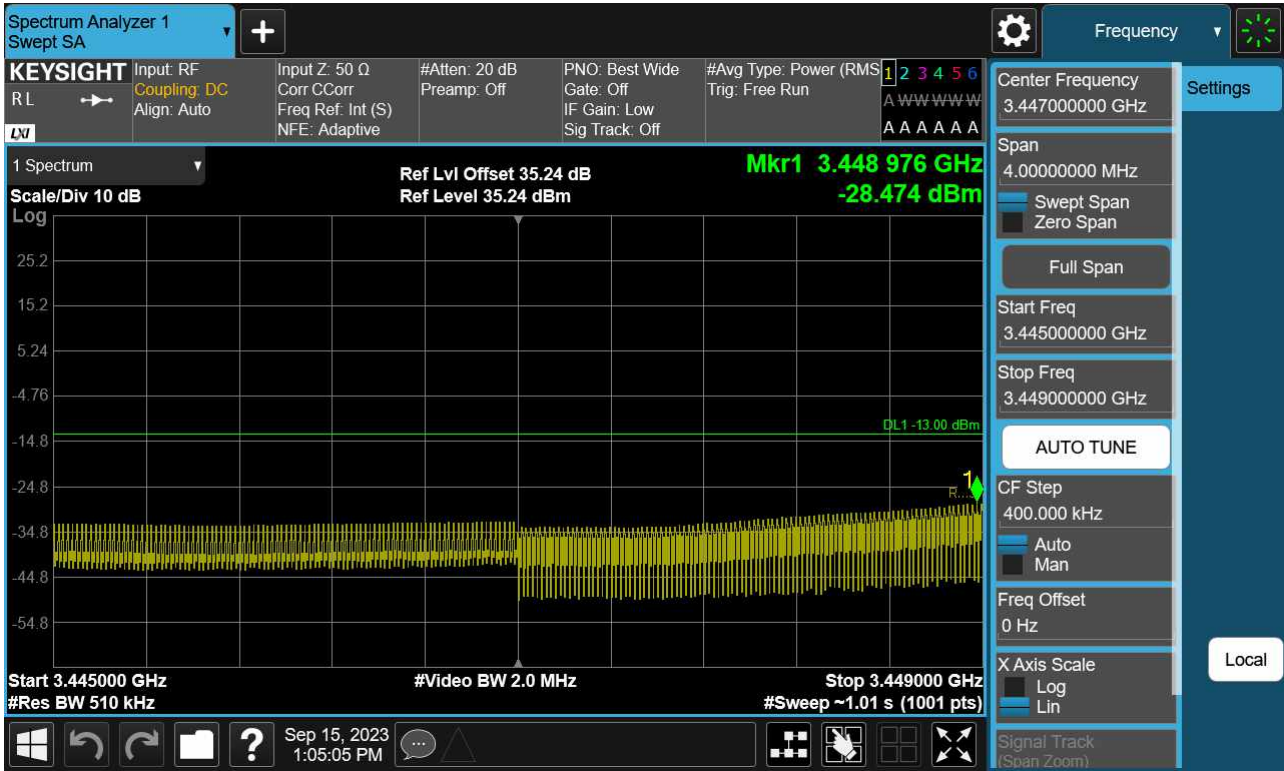
Sub6 n77. Low Band Edge Plot (50 M BW Ch.631668 BPSK FullRB)(1)



Sub6 n77. Low Band Edge Plot (50 M BW Ch.631668 BPSK 1RB)(2)



Sub6 n77. Low Band Edge Plot (50 M BW Ch.631668 BPSK FullRB)(2)



Sub6 n77. Low Band Edge Plot (50 M BW Ch.631668 BPSK 1RB)(3)



Sub6 n77. Low Band Edge Plot (50 M BW Ch.631668 BPSK FullRB)(3)





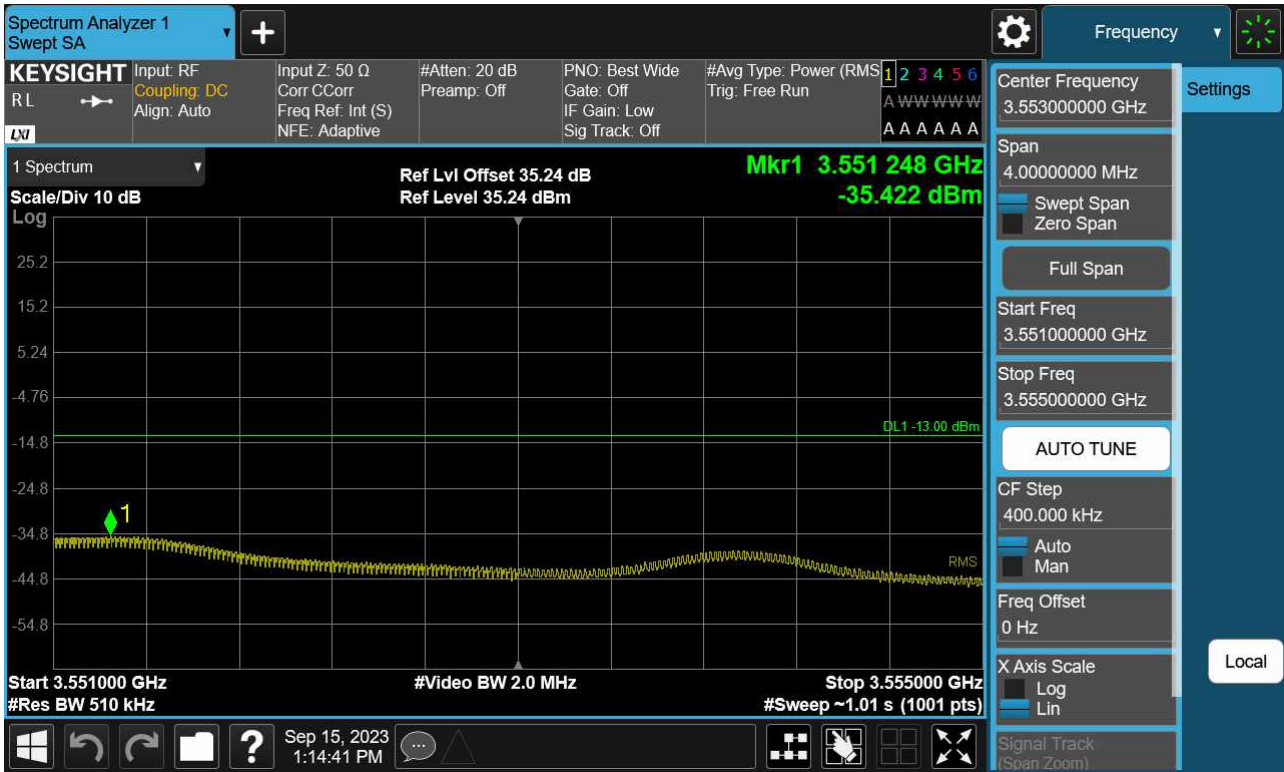
Sub6 n77. High Band Edge Plot (50 M BW Ch.635000 BPSK 1RB)(1)



Sub6 n77. High Band Edge Plot (50 M BW Ch.635000 BPSK FullRB)(1)



Sub6 n77. High Band Edge Plot (50 M BW Ch.635000 BPSK 1RB)(2)



Sub6 n77. High Band Edge Plot (50 M BW Ch.635000 BPSK FullRB)(2)



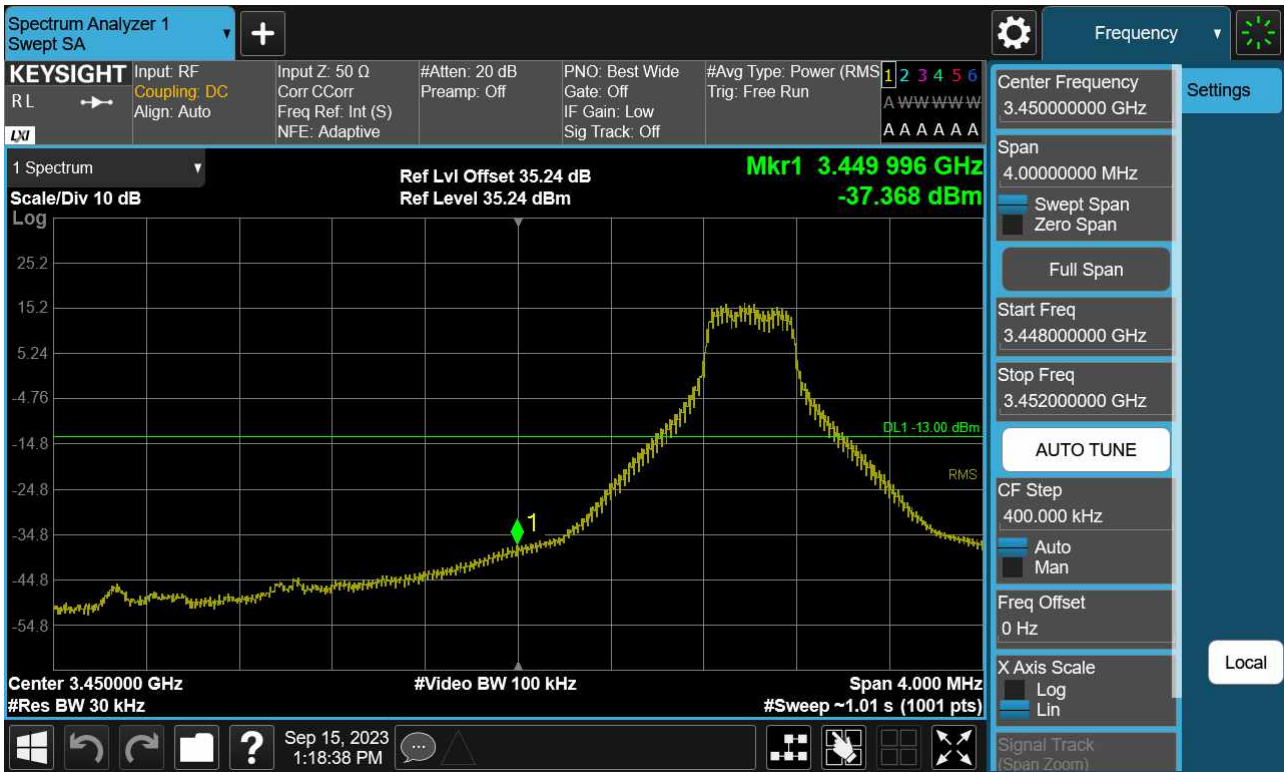
Sub6 n77. High Band Edge Plot (50 M BW Ch.635000 BPSK 1RB)(3)



Sub6 n77. High Band Edge Plot (50 M BW Ch.635000 BPSK FullRB)(3)



Sub6 n77. Low Band Edge Plot (60 M BW Ch.632000 BPSK 1RB)(1)





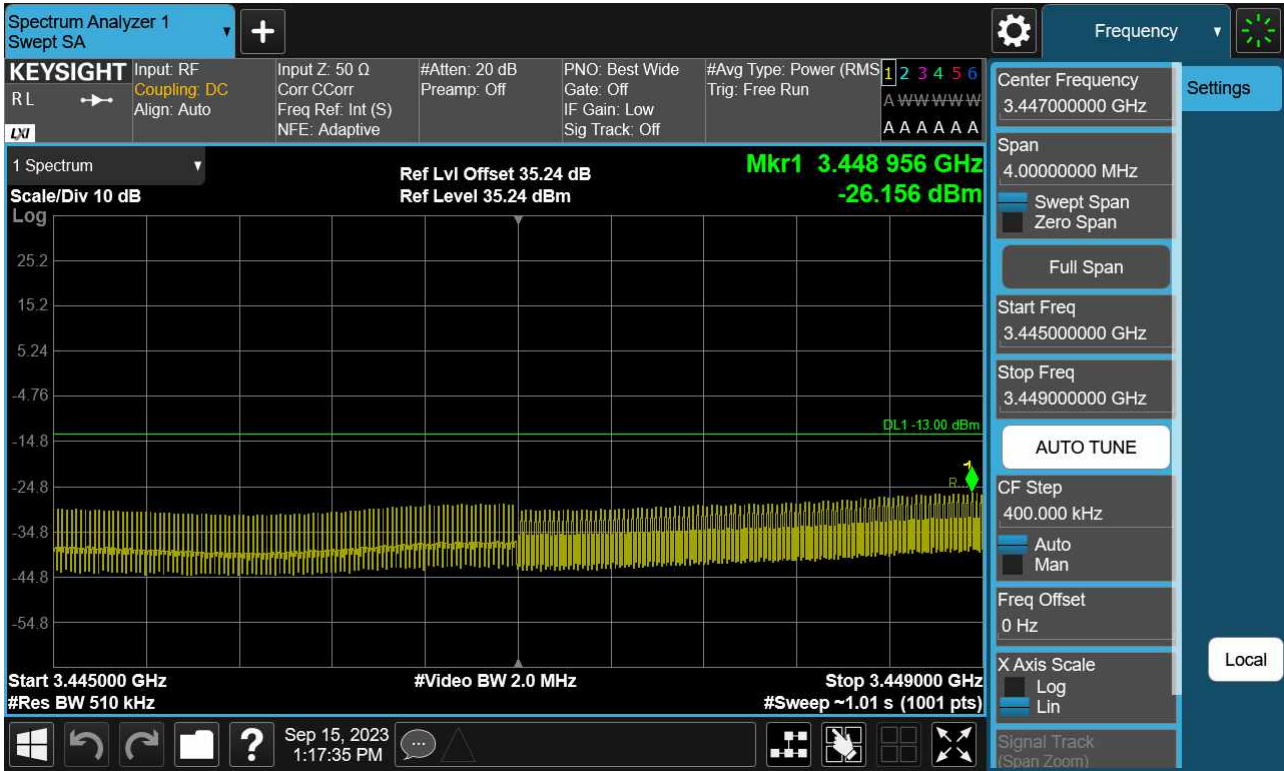
Sub6 n77. Low Band Edge Plot (60 M BW Ch.632000 BPSK FullRB)(1)



Sub6 n77. Low Band Edge Plot (60 M BW Ch.632000 BPSK 1RB)(2)



Sub6 n77. Low Band Edge Plot (60 M BW Ch.632000 BPSK FullRB)(2)



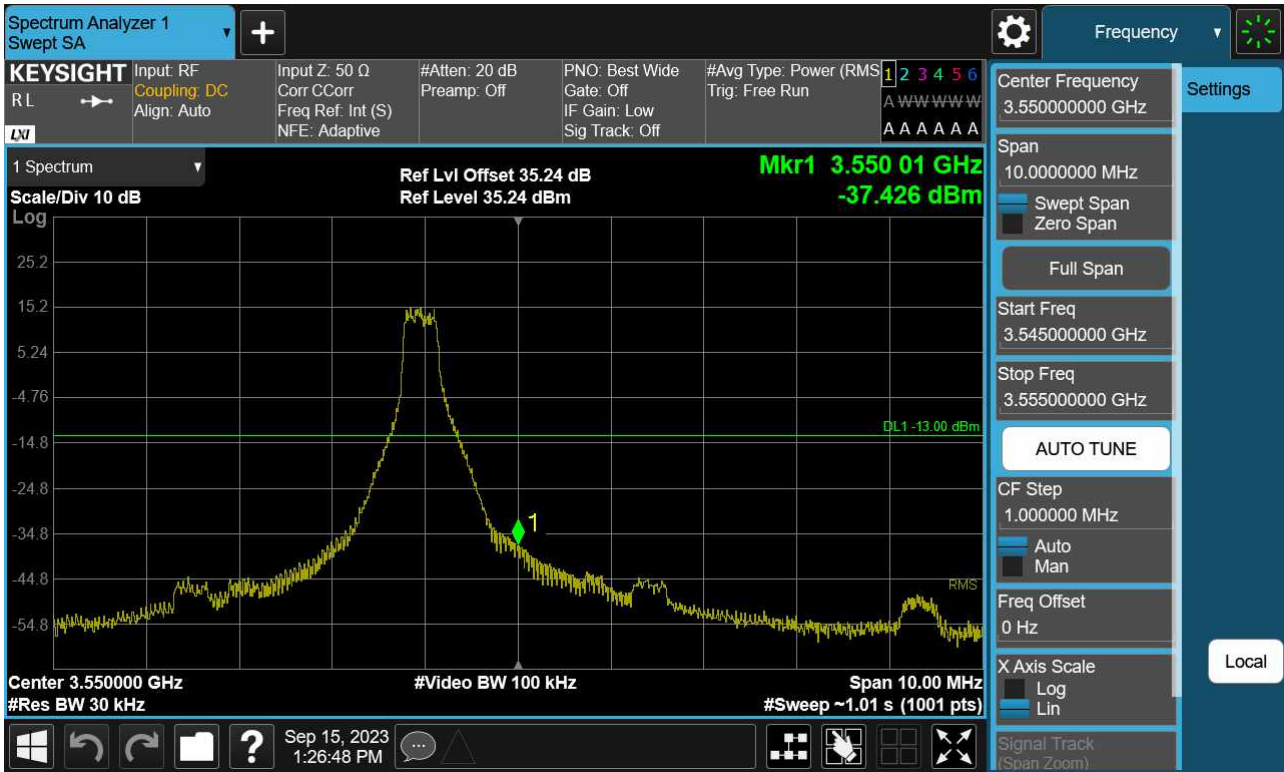
Sub6 n77. Low Band Edge Plot (60 M BW Ch.632000 BPSK 1RB)(3)



Sub6 n77. Low Band Edge Plot (60 M BW Ch.632000 BPSK FullRB)(3)



Sub6 n77. High Band Edge Plot (60 M BW Ch.634666 BPSK 1RB)(1)

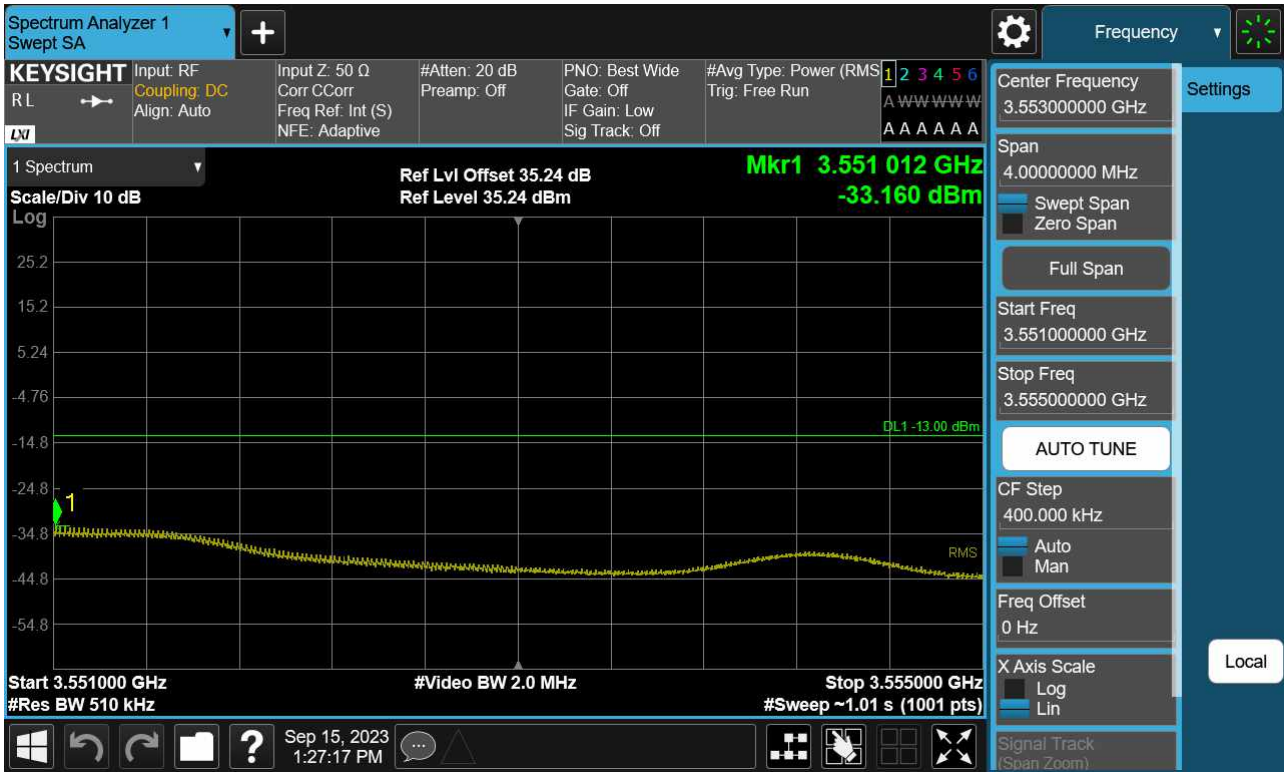


Sub6 n77. High Band Edge Plot (60 M BW Ch.634666 BPSK FullRB)(1)





Sub6 n77. High Band Edge Plot (60 M BW Ch.634666 BPSK 1RB)(2)



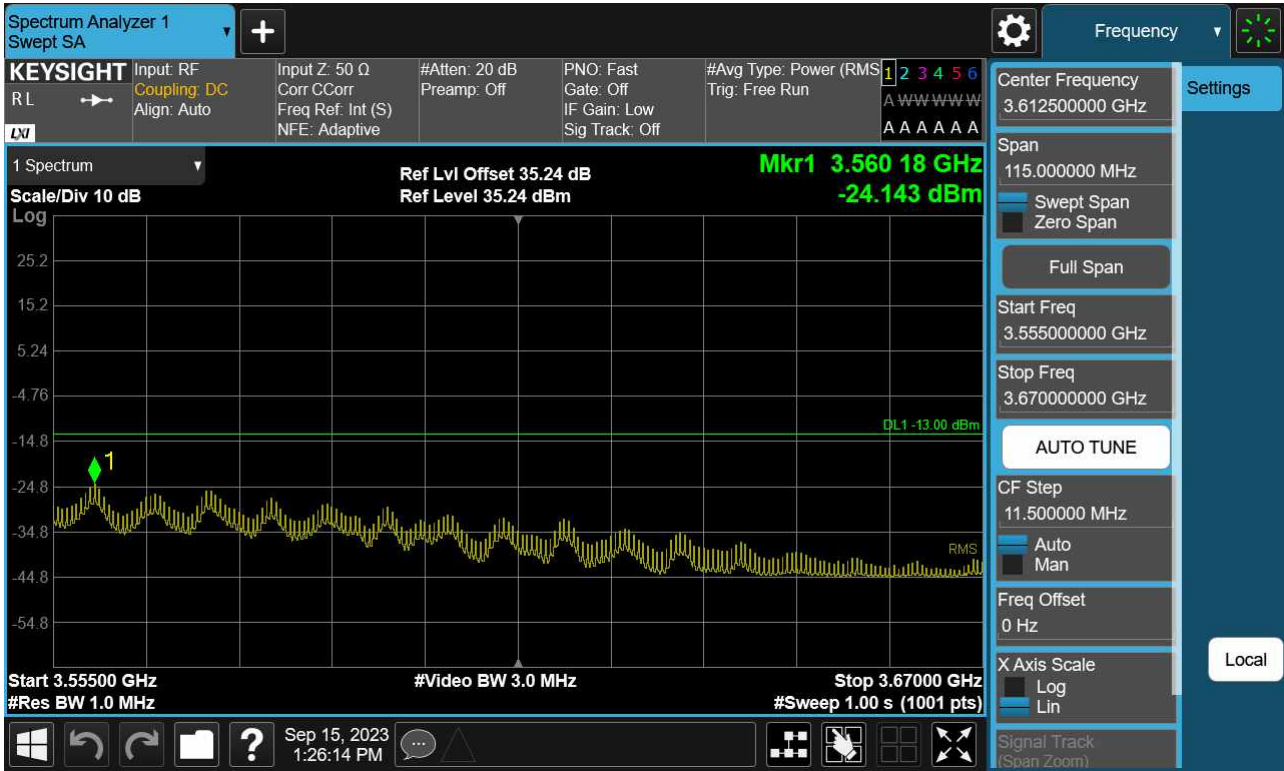
Sub6 n77. High Band Edge Plot (60 M BW Ch.634666 BPSK FullRB)(2)



Sub6 n77. High Band Edge Plot (60 M BW Ch.634666 BPSK 1RB)(3)



Sub6 n77. High Band Edge Plot (60 M BW Ch.634666 BPSK FullRB)(3)



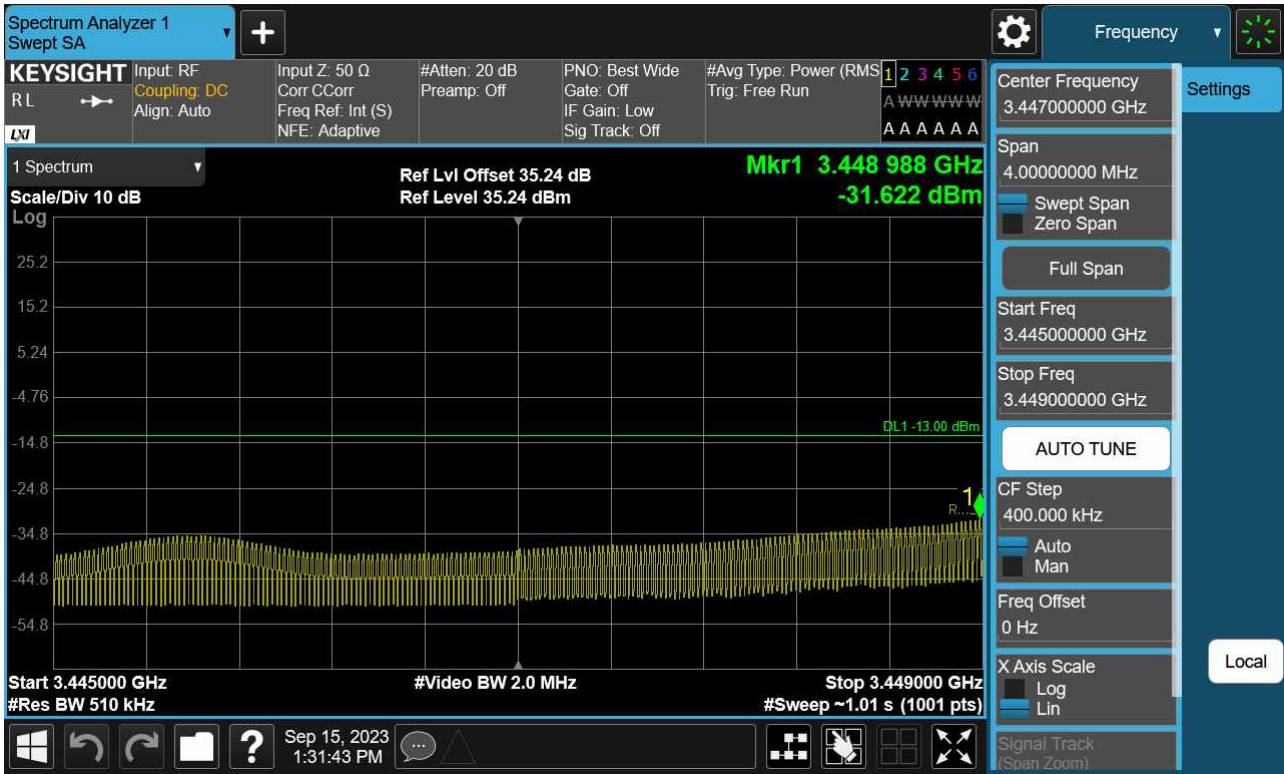
Sub6 n77. Low Band Edge Plot (70 M BW Ch.632334 BPSK 1RB)(1)



Sub6 n77. Low Band Edge Plot (70 M BW Ch.632334 BPSK FullRB)(1)

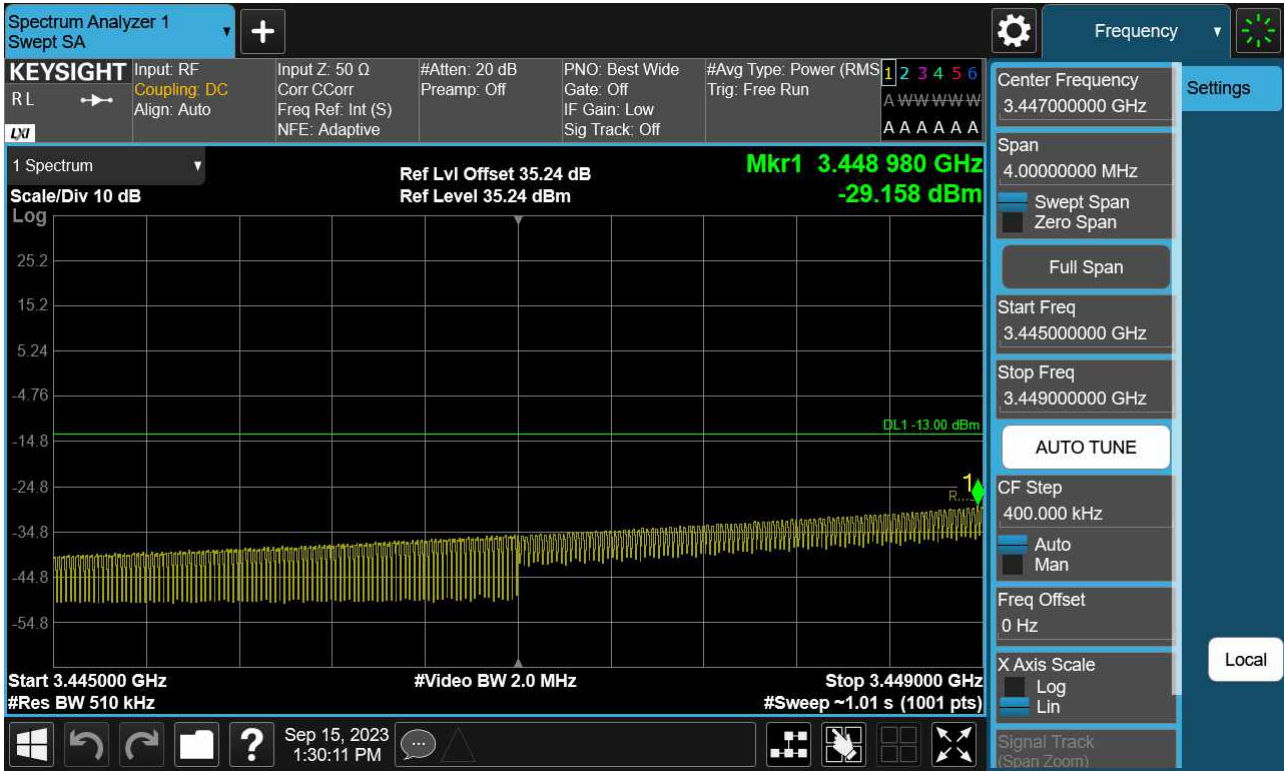


Sub6 n77. Low Band Edge Plot (70 M BW Ch.632334 BPSK 1RB)(2)





Sub6 n77. Low Band Edge Plot (70 M BW Ch.632334 BPSK FullRB)(2)



Sub6 n77. Low Band Edge Plot (70 M BW Ch.632334 BPSK 1RB)(3)



Sub6 n77. Low Band Edge Plot (70 M BW Ch.632334 BPSK FullRB)(3)



Sub6 n77. High Band Edge Plot (70 M BW Ch.634332 BPSK 1RB)(1)



Sub6 n77. High Band Edge Plot (70 M BW Ch.634332 BPSK FullRB)(1)



Sub6 n77. High Band Edge Plot (70 M BW Ch.634332 BPSK 1RB)(2)



Sub6 n77. High Band Edge Plot (70 M BW Ch.634332 BPSK FullRB)(2)





Sub6 n77. High Band Edge Plot (70 M BW Ch.634332 BPSK 1RB)(3)



Sub6 n77. High Band Edge Plot (70 M BW Ch.634332 BPSK FullRB)(3)



Sub6 n77. Low Band Edge Plot (80 M BW Ch.632668 BPSK 1RB)(1)



Sub6 n77. Low Band Edge Plot (80 M BW Ch.632668 BPSK FullRB)(1)



Sub6 n77. Low Band Edge Plot (80 M BW Ch.632668 BPSK 1RB)(2)



Sub6 n77. Low Band Edge Plot (80 M BW Ch.632668 BPSK FullRB)(2)



Sub6 n77. Low Band Edge Plot (80 M BW Ch.632668 BPSK 1RB)(3)

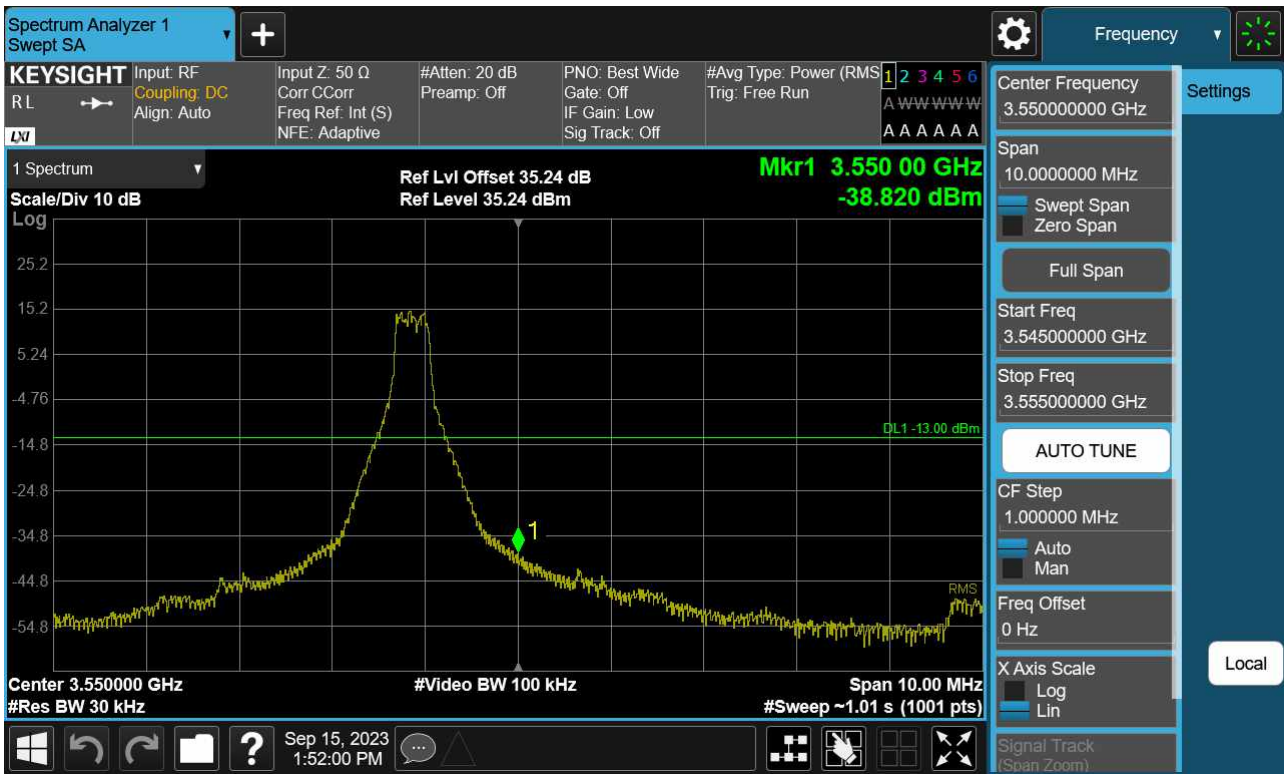




Sub6 n77. Low Band Edge Plot (80 M BW Ch.632668 BPSK FullRB)(3)



Sub6 n77. High Band Edge Plot (80 M BW Ch.634000 BPSK 1RB)(1)



Sub6 n77. High Band Edge Plot (80 M BW Ch.634000 BPSK FullRB)(1)



Sub6 n77. High Band Edge Plot (80 M BW Ch.634000 BPSK 1RB)(2)



Sub6 n77. High Band Edge Plot (80 M BW Ch.634000 BPSK FullRB)(2)



Sub6 n77. High Band Edge Plot (80 M BW Ch.634000 BPSK 1RB)(3)

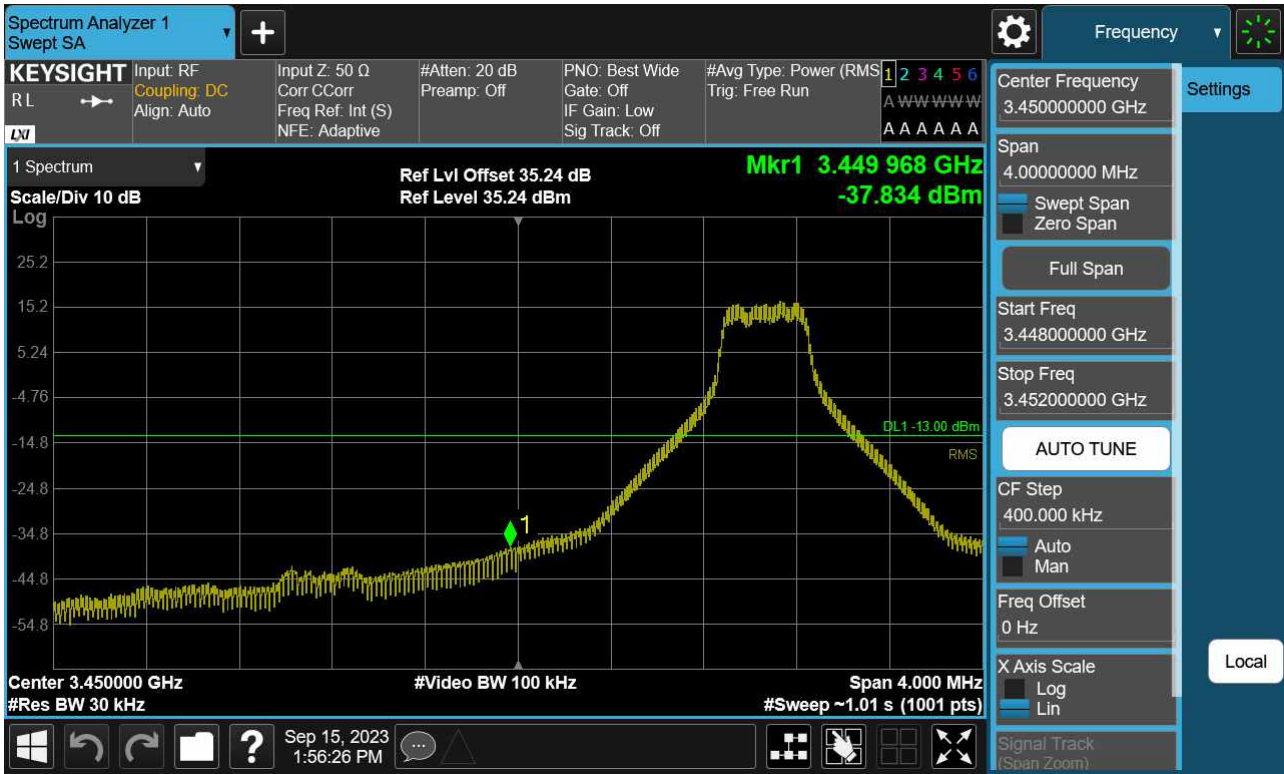


Sub6 n77. High Band Edge Plot (80 M BW Ch.634000 BPSK FullRB)(3)





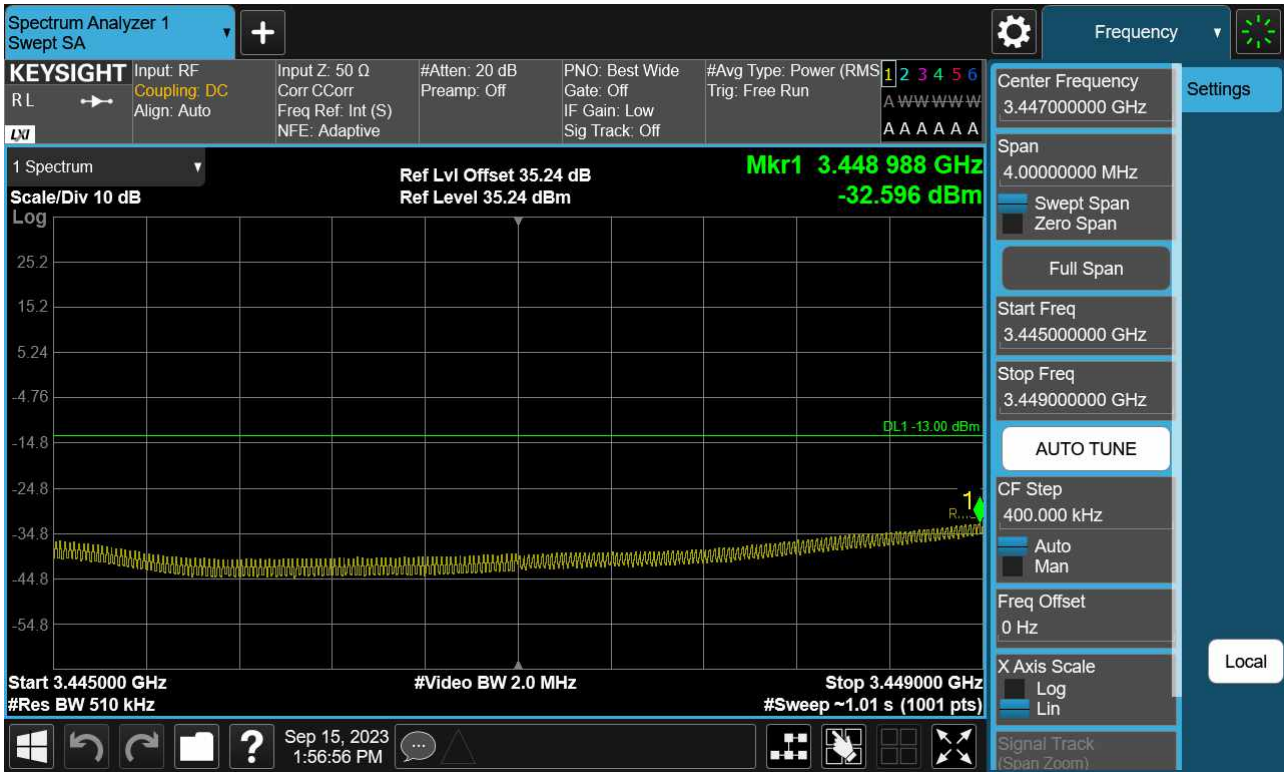
Sub6 n77. Low Band Edge Plot (90 M BW Ch.633000 BPSK 1RB)(1)



Sub6 n77. Low Band Edge Plot (90 M BW Ch.633000 BPSK FullRB)(1)



Sub6 n77. Low Band Edge Plot (90 M BW Ch.633000 BPSK 1RB)(2)



Sub6 n77. Low Band Edge Plot (90 M BW Ch.633000 BPSK FullRB)(2)

