

# CERTIFICATION TEST REPORT

**Report Number.** : 4790976523-E2V2

**Applicant** : SAMSUNG ELECTRONICS CO., LTD.  
129 SAMSUNG-RO, YEONGTONG-GU, SUWON-SI,  
GYEONGGI-DO, 16677, KOREA

**Model** : SM-S921U, SM-S921U1

**FCC ID** : A3LSMS921U

**EUT Description** : GSM/WCDMA/LTE 5G NR Phone + BT/BLE, DTS/UNII a/b/g/n/ac/ax,  
NFC and WPT

**Test Standard(s)** : FCC 47 CFR PART 22 SUBPART H  
FCC 47 CFR PART 90 SUBPART R,S

**Date Of Issue:**  
2023-11-01

**Prepared by:**  
UL KOREA LTD.  
26th floor, 152, Teheran-ro, Gangnam-gu Seoul, 06236, Korea

Suwon Test Site: UL KOREA LTD. Suwon Laboratory  
218 Maeyeong-ro, Yeongtong-gu,  
Suwon-si, Gyeonggi-do, 16675, Korea  
TEL: (031) 337-9902  
FAX: (031) 213-5433

Revision History

<u>Rev.</u>	<u>Issue Date</u>	<u>Revisions</u>	<u>Revised By</u>
V1	2023-10-25	Initial issue	Yeonhee Lim
V2	2023-11-01	Updated to address TCB's question	Yeonhee Lim

## TABLE OF CONTENTS

<b>1. ATTESTATION OF TEST RESULTS .....</b>	<b>4</b>
<b>2. TEST METHODOLOGY .....</b>	<b>5</b>
<b>3. FACILITIES AND ACCREDITATION .....</b>	<b>5</b>
<b>4. CALIBRATION AND UNCERTAINTY .....</b>	<b>6</b>
4.1. <i>MEASURING INSTRUMENT CALIBRATION</i> .....	6
4.2. <i>SAMPLE CALCULATION</i> .....	6
4.3. <i>MEASUREMENT UNCERTAINTY</i> .....	6
4.4. <i>DECISION RULE</i> .....	6
<b>5. EQUIPMENT UNDER TEST .....</b>	<b>7</b>
5.1. <i>DESCRIPTION OF EUT</i> .....	7
5.2. <i>MAXIMUM OUTPUT POWER</i> .....	7
5.3. <i>DESCRIPTION OF AVAILABLE ANTENNAS</i> .....	15
5.4. <i>WORST-CASE ORIENTATION</i> .....	15
5.5. <i>DESCRIPTION OF TEST SETUP</i> .....	19
<b>6. TEST AND MEASUREMENT EQUIPMENT .....</b>	<b>21</b>
<b>7. SUMMARY TABLE.....</b>	<b>22</b>
<b>8. CONDUCTED RESULTS.....</b>	<b>23</b>
8.1. <i>CONDUCTED OUTPUT POWER</i> .....	23
8.1.1. <i>CONDUCTED AVERAGE OUTPUT POWER</i> .....	24
8.2. <i>PEAK TO AVERAGE RATIO</i> .....	40
8.2.1. <i>CONDUCTED PEAK TO AVERAGE RESULT</i> .....	41
8.3. <i>OCCUPIED BANDWIDTH</i> .....	52
8.3.1. <i>OCCUPIED BANDWIDTH RESULTS</i> .....	56
8.4. <i>BAND EDGE EMISSIONS</i> .....	67
8.4.1. <i>BAND EDGE RESULT</i> .....	70
8.4.2. <i>EMISSION MASK RESULT</i> .....	85
8.5. <i>CONDUCTED SPURIOUS EMISSIONS</i> .....	106
8.5.1. <i>OUT OF BAND EMISSIONS RESULT</i> .....	107
8.6. <i>FREQUENCY STABILITY</i> .....	113
8.6.1. <i>FREQUENCY STABILITY RESULTS</i> .....	114
<b>9. RADIATED RESULTS.....</b>	<b>117</b>
9.1. <i>RADIATED POWER (ERP)</i> .....	117
9.1.1. <i>ERP Results</i> .....	118
9.2. <i>RADIATED SPURIOUS EMISSION</i> .....	123
9.2.1. <i>SPURIOUS RADIATION PLOTS</i> .....	125

# 1. ATTESTATION OF TEST RESULTS

**COMPANY NAME:** SAMSUNG ELECTRONICS CO., LTD.

**EUT DESCRIPTION:** GSM/WCDMA/LTE 5G NR Phone + BT/BLE, DTS/UNII a/b/g/n/ac/ax, NFC and WPT.

**MODEL NUMBER:** SM-S921U, SM-S921U1

**SERIAL NUMBER:** R3CW80J5C8X, R3CW80J5CEF, R3CW805ZKBW, R3CW805ZK6Y (CONDUCTED);  
R3CW80J5BBF, R3CW80J5C0Y, R3CW70MMKRX, R3CW80J5ERY (RADIATED);

**DATE TESTED:** 2023-08-30 - 2023-10-25;

APPLICABLE STANDARDS	
STANDARD	TEST RESULTS
FCC PART 22H and 90R,S	Complies

UL KOREA LTD. tested the above equipment in accordance with the requirements set forth in the above standards. All indications of Pass/Fail in this report are opinions expressed by UL KOREA LTD. based on interpretations and/or observations of test results. Measurement Uncertainties were not taken into account and are published for informational purposes only. The test results show that the equipment tested is capable of demonstrating compliance with the requirements as documented in this report.


**Note:** The results documented in this report apply only to the tested sample, under the conditions and modes of operation as described herein. This document may not be altered or revised in any way unless done so by UL KOREA LTD. and all revisions are duly noted in the revisions section. Any alteration of this document not carried out by UL KOREA LTD. will constitute fraud and shall nullify the document. This report must not be used by the client to claim product certification, approval, or endorsement by IAS, any agency of the Federal Government, or any agency of any government.

Approved & Released For  
UL KOREA LTD. By:



Seokhwan Hong  
Suwon Lab Engineer  
UL KOREA LTD.

Tested By:



Yeonhee Lim  
Suwon Lab Engineer  
UL KOREA LTD.

## 2. TEST METHODOLOGY

The tests documented in this report were performed in accordance with following methods.

1. FCC 47 CFR Part 2.
2. FCC 47 CFR Part 22.
3. FCC 47 CFR Part 90.
4. ANSI TIA-603-E, 2016
5. ANSI C63.26, 2015
6. KDB 971168 D01 Power Meas License Digital Systems v03r01
7. KDB 971168 D02 Misc Rev Approv License Devices v02r02
8. KDB 412172 D01 Determining ERP and EIRP v01r01

## 3. FACILITIES AND ACCREDITATION

The test sites and measurement facilities used to collect data are located at 218 Maeyeong-ro, Yeongtong-gu, Suwon-si, Gyeonggi-do, 16675, Korea. Line conducted emissions are measured only at the 218 address. The following table identifies which facilities were utilized for radiated emission measurements documented in this report. Specific facilities are also identified in the test results sections.

218 Maeyeong-ro	
<input checked="" type="checkbox"/>	Chamber 1(3m semi-anechoic chamber)
<input checked="" type="checkbox"/>	Chamber 2(3m semi-anechoic chamber)
<input type="checkbox"/>	Chamber 3(3m semi-anechoic chamber)
<input type="checkbox"/>	Chamber 4(3m Full-anechoic chamber)
<input type="checkbox"/>	Chamber 5(3m Full-anechoic chamber)

UL KOREA LTD. is accredited by IAS, Laboratory Code TL-637. The full scope of accreditation can be viewed at <https://www.iasonline.org/wp-content/uploads/2017/05/TL-637-cert-New.pdf>.

## 4. CALIBRATION AND UNCERTAINTY

### 4.1. MEASURING INSTRUMENT CALIBRATION

The measuring equipment utilized to perform the tests documented in this report has been calibrated in accordance with the manufacturer's recommendations, and is traceable to recognized national standards.

### 4.2. SAMPLE CALCULATION

Where relevant, the following sample calculation is provided:

$$\text{ERP} = \text{PSA reading with EUT worst orientation (dBm)} + \text{Path loss (dB)} - \text{cable loss (between the SG and substitution antenna)}$$

(Path loss = Signal generator output – PSA reading with substitution antenna)

### 4.3. MEASUREMENT UNCERTAINTY

Where relevant, the following measurement uncertainty levels have been estimated for tests performed on the apparatus:

PARAMETER	UNCERTAINTY
Conducted Disturbance, 0.15 to 30 MHz	2.80 dB
Radiated Disturbance, 30 MHz to 1 GHz	3.92 dB
Radiated Disturbance, 1 GHz to 18 GHz	5.06 dB
Radiated Disturbance, 18 GHz to 40 GHz	6.02 dB

Uncertainty figures are valid to a confidence level of 95%.

### 4.4. DECISION RULE

Decision rule for statement(s) of conformity is based on Procedure 2, Clause 4.4.3 in IEC Guide 115:2021.

## 5. EQUIPMENT UNDER TEST

### 5.1. DESCRIPTION OF EUT

The EUT is a GSM/WCDMA/LTE 5G NR Phone + BT/BLE, DTS/UNII a/b/g/n/ac/ax, NFC and WPT

This test report addresses the WWAN operational mode.

Representative model	Difference	Derivative model
		SM-S921U1
SM-S921U	Hardware	Same as SM-S921U
	Software	Different UI

The model SM-S921U was used for final testing and is representative of the test results in this report.

### 5.2. MAXIMUM OUTPUT POWER

The transmitter has a maximum average radiated ERP output powers as follows:

Radiated samples were set to a higher power than conducted resulting in radiated ERP greater than conducted measurements.

#### GSM

FCC Part 22						
Band	Frequency Range [MHz]	Modulation	Conducted		Radiated	
			Avg [dBm]	Avg [mW]	Avg [dBm]	Avg [mW]
GSM850_ANT A	824.20 ~ 848.80	GPRS	<b>32.01</b>	<b>1588.55</b>	<b>28.37</b>	687.07
		EGPRS	26.96	496.59	24.30	269.15
FCC Part 22						
Band	Frequency Range [MHz]	Modulation	Conducted		Radiated	
			Avg [dBm]	Avg [mW]	Avg [dBm]	Avg [mW]
GSM850_ANT E	824.20 ~ 848.80	GPRS	<b>32.36</b>	<b>1721.87</b>	<b>29.22</b>	834.70
		EGPRS	26.76	474.24	24.80	301.67

#### WCDMA

FCC Part 22						
Band	Frequency Range [MHz]	Modulation	Conducted		Radiated	
			Avg [dBm]	Avg [mW]	Avg [dBm]	Avg [mW]
Band 5_ANT A	826.40 ~ 846.60	Rel. 99	<b>23.81</b>	<b>240.44</b>	<b>19.86</b>	<b>96.86</b>
		HSDPA	22.84	192.31	19.28	84.75
FCC Part 22						
Band	Frequency Range [MHz]	Modulation	Conducted		Radiated	
			Avg [dBm]	Avg [mW]	Avg [dBm]	Avg [mW]
Band 5_ANT E	826.40 ~ 846.60	Rel. 99	<b>24.02</b>	<b>252.35</b>	<b>22.29</b>	<b>169.62</b>
		HSDPA	23.04	201.37	21.72	148.76

**LTE Band 14**

FCC Part 90							
Band	Frequency Range [MHz]	BandWidth [MHz]	Modulation	Conducted		Radiated	
				Avg [dBm]	Avg [mW]	Avg [dBm]	Avg [mW]
Band 14_ANT A	793.00	10	QPSK	24.08	255.86	20.91	123.31
			16QAM	23.38	217.77	19.81	95.72
			64QAM	22.21	166.34		
			256QAM	19.18	82.79		
	790.50 – 795.50	5	QPSK	<b>24.12</b>	<b>258.23</b>	<b>21.14</b>	<b>130.02</b>
			16QAM	23.56	226.99	19.87	97.05
			64QAM	22.48	177.01		
			256QAM	19.28	84.72		
FCC Part 90							
Band	Frequency Range [MHz]	BandWidth [MHz]	Modulation	Conducted		Radiated	
				Avg [dBm]	Avg [mW]	Avg [dBm]	Avg [mW]
Band 14_ANT E	793.00	10	QPSK	24.20	263.03	18.93	78.11
			16QAM	23.52	224.91	18.01	63.20
			64QAM	22.41	174.18		
			256QAM	19.40	87.10		
	790.50 – 795.50	5	QPSK	<b>24.21</b>	<b>263.63</b>	<b>19.21</b>	<b>83.38</b>
			16QAM	23.54	225.94	18.00	63.11
			64QAM	22.39	173.38		
			256QAM	19.42	87.50		



**LTE Band 26 (Part90)**

FCC Part 90							
Band	Frequency Range [MHz]	BandWidth [MHz]	Modulation	Conducted		Radiated	
				Avg [dBm]	Avg [mW]	Avg [dBm]	Avg [mW]
Band 26_ANT A	821.50	15	QPSK	23.98	250.03	18.09	64.42
			16QAM	23.34	215.77	17.14	51.76
			64QAM	22.17	164.82		
			256QAM	19.12	81.66		
	819.00	10	QPSK	24.11	257.63	17.90	61.66
			16QAM	23.30	213.80	16.95	49.55
			64QAM	22.36	172.19		
			256QAM	19.36	86.30		
	816.50 ~ 821.50	5	QPSK	24.10	257.04	18.13	65.01
			16QAM	23.61	229.61	17.33	54.08
			64QAM	22.27	168.66		
			256QAM	19.37	86.50		
	815.50 ~ 822.50	3	QPSK	<b>24.14</b>	<b>259.42</b>	18.38	68.87
			16QAM	23.51	224.39	17.35	54.33
			64QAM	22.31	170.22		
			256QAM	19.21	83.37		
	814.70 ~ 823.30	1.4	QPSK	24.09	256.45	<b>18.44</b>	<b>69.82</b>
			16QAM	23.26	211.84	17.36	54.45
			64QAM	22.17	164.82		
			256QAM	19.26	84.33		
FCC Part 90							
Band	Frequency Range [MHz]	BandWidth [MHz]	Modulation	Conducted		Radiated	
				Avg [dBm]	Avg [mW]	Avg [dBm]	Avg [mW]
Band 26_ANT E	821.50	15	QPSK	24.26	266.69	20.97	125.15
			16QAM	23.53	225.42	20.06	101.49
			64QAM	22.45	175.79		
			256QAM	19.30	85.11		
	819.00	10	QPSK	24.28	267.92	20.68	116.94
			16QAM	23.46	221.82	19.65	92.25
			64QAM	22.50	177.83		
			256QAM	19.35	86.10		
	816.50 ~ 821.50	5	QPSK	24.27	267.30	21.08	128.36
			16QAM	23.65	231.74	20.08	101.96
			64QAM	22.53	179.06		
			256QAM	19.47	88.51		
	815.50 ~ 822.50	3	QPSK	24.32	270.40	<b>21.23</b>	<b>132.87</b>
			16QAM	23.52	224.91	20.17	104.10
			64QAM	22.69	185.78		
			256QAM	19.59	90.99		
	814.70 ~ 823.30	1.4	QPSK	<b>24.34</b>	<b>271.64</b>	21.17	130.77
			16QAM	23.45	221.31	20.27	106.30
			64QAM	22.45	175.79		
			256QAM	19.46	88.31		

**LTE Band 26 (Straddle)**

Straddle							
Band	Frequency Range [MHz]	BandWidth [MHz]	Modulation	Conducted		Radiated	
				Avg [dBm]	Avg [mW]	Avg [dBm]	Avg [mW]
Band 26_ANT A	824.00	15	QPSK	23.97	249.46	18.33	68.08
			16QAM	23.23	210.38	17.35	54.33
			64QAM	22.13	163.31		
			256QAM	19.14	82.04		
		10	QPSK	24.04	253.51	18.35	68.39
			16QAM	23.25	211.35	17.34	54.20
			64QAM	22.30	169.82		
			256QAM	19.29	84.92		
		5	QPSK	<b>24.10</b>	<b>257.04</b>	18.24	66.68
			16QAM	23.38	217.77	17.20	52.48
			64QAM	22.13	163.31		
			256QAM	19.25	84.14		
		3	QPSK	24.08	255.86	<b>18.39</b>	<b>69.02</b>
			16QAM	23.35	216.27	17.40	54.95
			64QAM	22.30	169.82		
			256QAM	19.20	83.18		
		1.4	QPSK	24.02	252.35	18.05	63.83
			16QAM	22.60	181.97	17.12	51.52
			64QAM	22.50	177.83		
			256QAM	19.19	82.99		
Straddle							
Band	Frequency Range [MHz]	BandWidth [MHz]	Modulation	Conducted		Radiated	
				Avg [dBm]	Avg [mW]	Avg [dBm]	Avg [mW]
Band 26_ANT E	824.00	15	QPSK	24.29	268.53	21.01	126.25
			16QAM	23.82	240.99	20.22	105.25
			64QAM	22.93	196.34		
			256QAM	19.46	88.31		
		10	QPSK	24.15	260.02	21.19	131.60
			16QAM	23.65	231.74	20.18	104.29
			64QAM	22.68	185.35		
			256QAM	19.53	89.74		
		5	QPSK	24.32	270.40	<b>21.21</b>	<b>132.20</b>
			16QAM	23.68	233.35	20.05	101.21
			64QAM	22.82	191.43		
			256QAM	19.49	88.92		
		3	QPSK	<b>24.35</b>	<b>272.27</b>	21.20	131.90
			16QAM	23.59	228.56	20.18	104.29
			64QAM	22.51	178.24		
			256QAM	19.48	88.72		
		1.4	QPSK	24.30	269.15	21.11	129.19
			16QAM	23.54	225.94	20.04	100.98
			64QAM	22.58	181.13		
			256QAM	19.46	88.31		

**LTE Band 26 (Part22)**

FCC Part 22							
Band	Frequency Range [MHz]	BandWidth [MHz]	Modulation	Conducted		Radiated	
				Avg [dBm]	Avg [mW]	Avg [dBm]	Avg [mW]
Band 26_ANT A	831.50 ~ 841.50	15	QPSK	24.02	252.35	20.02	100.36
			16QAM	23.33	215.28	19.10	81.20
			64QAM	22.25	167.88		
			256QAM	19.23	83.75		
	829.00 ~ 844.00	10	QPSK	<b>24.10</b>	<b>257.04</b>	19.69	93.11
			16QAM	23.57	227.51	19.23	83.75
			64QAM	22.36	172.19		
			256QAM	19.29	84.92		
	826.50 ~ 846.50	5	QPSK	24.06	254.68	20.03	100.69
			16QAM	23.42	219.79	18.99	79.25
			64QAM	22.42	174.58		
			256QAM	19.34	85.90		
	825.50 ~ 847.50	3	QPSK	24.08	255.86	<b>20.19</b>	<b>104.47</b>
			16QAM	23.39	218.27	19.17	82.60
			64QAM	22.45	175.79		
			256QAM	19.25	84.14		
824.70 ~ 848.30	1.4	QPSK	24.06	254.68	19.11	81.47	
		16QAM	23.38	217.77	18.24	66.68	
		64QAM	22.39	173.38			
		256QAM	19.37	86.50			
FCC Part 22							
Band	Frequency Range [MHz]	BandWidth [MHz]	Modulation	Conducted		Radiated	
				Avg [dBm]	Avg [mW]	Avg [dBm]	Avg [mW]
Band 26_ANT E	831.50 ~ 841.50	15	QPSK	<b>24.38</b>	<b>274.16</b>	22.21	166.17
			16QAM	23.75	237.14	21.17	130.79
			64QAM	22.55	179.89		
			256QAM	19.46	88.31		
	829.00 ~ 844.00	10	QPSK	24.36	272.90	21.90	154.97
			16QAM	23.67	232.81	20.96	124.81
			64QAM	22.66	184.50		
			256QAM	19.47	88.51		
	826.50 ~ 846.50	5	QPSK	24.32	270.40	<b>22.22</b>	<b>166.76</b>
			16QAM	23.60	229.09	20.91	123.33
			64QAM	22.55	179.89		
			256QAM	19.52	89.54		
	825.50 ~ 847.50	3	QPSK	24.33	271.02	21.99	158.15
			16QAM	23.63	230.67	20.86	121.92
			64QAM	22.69	185.78		
			256QAM	19.64	92.04		
824.70 ~ 848.30	1.4	QPSK	24.33	271.02	21.98	157.79	
		16QAM	23.65	231.74	20.96	124.76	
		64QAM	22.81	190.99			
		256QAM	19.44	87.90			

**NR Band n26 (Part90)**

FCC Part 90								
Band	Frequency Range [MHz]	BandWidth [MHz]	Modulation	Mode	Conducted		Radiated	
					Avg [dBm]	Avg [mW]	Avg [dBm]	Avg [mW]
n26_ANT A	821.50	15	DFT-s OFDM	$\pi/2$ BPSK	24.22	264.24		
				QPSK	24.21	263.63	18.29	67.52
				16QAM	22.98	198.61	17.20	52.53
				64QAM	21.51	141.58		
				256QAM	19.15	82.22		
	CP-OFDM	QPSK	22.43	174.98				
	819.00	10	DFT-s OFDM	$\pi/2$ BPSK	24.17	261.22		
				QPSK	<b>24.27</b>	<b>267.30</b>	18.45	69.98
				16QAM	23.13	205.59	17.23	52.84
				64QAM	21.74	149.28		
				256QAM	19.07	80.72		
	CP-OFDM	QPSK	22.51	178.24				
	816.50 ~ 821.50	5	DFT-s OFDM	$\pi/2$ BPSK	24.20	263.03		
				QPSK	24.24	265.46	<b>18.82</b>	<b>76.25</b>
				16QAM	23.11	204.64	17.74	59.46
64QAM				21.84	152.76			
256QAM				19.15	82.22			
CP-OFDM	QPSK	22.83	191.87					
FCC Part 90								
Band	Frequency Range [MHz]	BandWidth [MHz]	Modulation	Mode	Conducted		Radiated	
					Avg [dBm]	Avg [mW]	Avg [dBm]	Avg [mW]
n26_ANT E	821.50	15	DFT-s OFDM	$\pi/2$ BPSK	24.58	287.08		
				QPSK	24.46	279.25	<b>21.83</b>	<b>152.56</b>
				16QAM	23.22	209.89	20.49	112.05
				64QAM	22.00	158.49		
				256QAM	19.38	86.70		
	CP-OFDM	QPSK	22.92	195.88				
	819.00	10	DFT-s OFDM	$\pi/2$ BPSK	<b>24.68</b>	<b>293.76</b>		
				QPSK	<b>24.68</b>	<b>293.76</b>	21.55	142.88
				16QAM	23.20	208.93	20.34	108.14
				64QAM	21.98	157.76		
				256QAM	19.33	85.70		
	CP-OFDM	QPSK	23.00	199.53				
	816.50 ~ 821.50	5	DFT-s OFDM	$\pi/2$ BPSK	24.64	291.07		
				QPSK	24.64	291.07	21.76	150.12
				16QAM	23.32	214.78	20.56	113.88
64QAM				22.01	158.85			
256QAM				19.38	86.70			
CP-OFDM	QPSK	23.04	201.37					

**NR Band n26 (Straddle)**

Straddle								
Band	Frequency Range [MHz]	BandWidth [MHz]	Modulation	Mode	Conducted		Radiated	
					Avg [dBm]	Avg [mW]	Avg [dBm]	Avg [mW]
n26_ANT A	824.00	20	DFT-s OFDM	$\pi/2$ BPSK	24.11	257.63		
				QPSK	24.15	260.02	18.68	73.83
				16QAM	22.98	198.61	17.58	57.31
				64QAM	21.70	147.91		
				256QAM	19.02	79.80		
		15	DFT-s OFDM	$\pi/2$ BPSK	24.13	258.82		
				QPSK	24.18	261.82	18.82	76.25
				16QAM	23.11	204.64	17.87	61.27
				64QAM	21.57	143.55		
				256QAM	19.16	82.41		
		10	DFT-s OFDM	$\pi/2$ BPSK	24.22	264.24		
				QPSK	<b>24.25</b>	<b>266.07</b>	18.73	74.69
				16QAM	23.08	203.24	17.76	59.74
				64QAM	21.63	145.55		
				256QAM	19.05	80.35		
		5	DFT-s OFDM	$\pi/2$ BPSK	24.22	264.24		
				QPSK	<b>24.25</b>	<b>266.07</b>	<b>18.97</b>	<b>78.93</b>
				16QAM	23.49	223.10	17.75	59.60
				64QAM	21.48	140.60		
				256QAM	19.66	92.47		
	CP-OFDM	QPSK	22.56	180.30				
Straddle								
Band	Frequency Range [MHz]	BandWidth [MHz]	Modulation	Mode	Conducted		Radiated	
					Avg [dBm]	Avg [mW]	Avg [dBm]	Avg [mW]
n26_ANT E	824.00	20	DFT-s OFDM	$\pi/2$ BPSK	24.56	285.76		
				QPSK	<b>24.60</b>	<b>288.40</b>	22.00	158.58
				16QAM	23.26	211.84	21.12	129.49
				64QAM	21.96	157.04		
				256QAM	19.32	85.51		
		15	DFT-s OFDM	$\pi/2$ BPSK	24.27	267.32		
				QPSK	24.22	264.12	21.97	157.49
				16QAM	23.32	214.86	20.79	120.02
				64QAM	21.98	157.90		
				256QAM	19.38	86.70		
		10	DFT-s OFDM	$\pi/2$ BPSK	24.48	280.41		
				QPSK	24.34	271.91	22.03	159.68
				16QAM	23.19	208.45	20.95	124.52
				64QAM	21.66	146.55		
				256QAM	19.27	84.53		
		5	DFT-s OFDM	$\pi/2$ BPSK	24.44	278.21		
				QPSK	24.41	275.74	<b>22.09</b>	<b>161.90</b>
				16QAM	23.16	207.10	20.92	123.66
				64QAM	21.98	157.59		
				256QAM	19.37	86.50		
	CP-OFDM	QPSK	22.88	193.91				

**NR Band n26 (Part22)**

FCC Part 22									
Band	Frequency Range [MHz]	BandWidth [MHz]	Modulation	Mode	Conducted		Radiated		
					Avg [dBm]	Avg [mW]	Avg [dBm]	Avg [mW]	
n26_ANT A	834.00 ~ 839.00	20	DFT-s OFDM	$\pi/2$ BPSK	24.10	257.04			
				QPSK	24.16	260.62	20.27	106.31	
				16QAM	23.02	200.45	19.29	84.83	
				64QAM	21.71	148.25			
				256QAM	19.13	81.85			
	831.50 ~ 841.50	15	DFT-s OFDM	CP-OFDM	QPSK	22.70	186.21		
					$\pi/2$ BPSK	24.13	258.82		
					QPSK	24.13	258.82	20.20	104.61
					16QAM	23.02	200.45	19.25	84.05
					64QAM	21.82	152.05		
	829.00 ~ 844.00	10	DFT-s OFDM	CP-OFDM	256QAM	19.21	83.37		
					QPSK	22.78	189.67		
					$\pi/2$ BPSK	24.25	266.07		
					QPSK	24.23	264.85	20.27	106.47
					16QAM	23.16	207.01	19.19	83.03
	826.50 ~ 846.50	5	DFT-s OFDM	CP-OFDM	64QAM	21.76	149.97		
					256QAM	19.11	81.47		
					QPSK	22.67	184.93		
					$\pi/2$ BPSK	24.23	264.85		
					QPSK	<b>24.28</b>	<b>267.92</b>	<b>20.30</b>	<b>107.14</b>
n26_ANT E	834.00 ~ 839.00	20	DFT-s OFDM	CP-OFDM	16QAM	23.53	225.42	19.20	83.17
					64QAM	21.66	146.55		
					256QAM	19.45	88.10		
					QPSK	22.64	183.65		
					831.50 ~ 841.50	15	DFT-s OFDM	CP-OFDM	QPSK
	$\pi/2$ BPSK	24.55	285.10						
	QPSK	24.61	289.07	22.87					193.60
	16QAM	23.36	216.77	21.67					146.86
	64QAM	22.07	161.06						
	829.00 ~ 844.00	10	DFT-s OFDM	CP-OFDM	256QAM	19.45	88.10		
					QPSK	23.15	206.54		
					$\pi/2$ BPSK	24.59	287.74		
					QPSK	24.53	283.79	<b>22.99</b>	<b>199.10</b>
					16QAM	23.30	213.80	21.76	150.00
	826.50 ~ 846.50	5	DFT-s OFDM	CP-OFDM	64QAM	22.07	161.06		
					256QAM	19.47	88.51		
					QPSK	23.03	200.91		
					$\pi/2$ BPSK	24.68	293.76		
					QPSK	24.59	287.74	22.83	191.98
	829.00 ~ 844.00	10	DFT-s OFDM	CP-OFDM	16QAM	23.36	216.77	21.72	148.68
64QAM					22.00	158.49			
256QAM					19.33	85.70			
QPSK					23.00	199.53			
826.50 ~ 846.50					5	DFT-s OFDM	CP-OFDM	QPSK	24.70
	QPSK	<b>24.72</b>	<b>296.48</b>	22.90				195.02	
	16QAM	23.42	219.79	21.70				147.94	
	64QAM	22.14	163.68						
	256QAM	19.48	88.72						
829.00 ~ 844.00	10	DFT-s OFDM	CP-OFDM	QPSK	23.23	210.38			

### 5.3. DESCRIPTION OF AVAILABLE ANTENNAS

The radio utilizes a internal antenna for the supported bands with a maximum peak gain as follow:

Frequency (MHz)	Peak Gain (dBd)
GSM850 / WCDMA Band 5 / LTE Band 5, 26 / NR Band n5, n26 814 - 849 MHz	-5.1 (ANT A) -7.0 (ANT E)
LTE Band 14 788 - 798 MHz	-4.1 (ANT A) -7.3 (ANT E)

### 5.4. WORST-CASE ORIENTATION

Following modes should be considered as worst-case scenario for all other measurements.

- GSM GPRS/EGPRS
- UMTS REL 99/HSDPA

For LTE Bands the worst-case scenario for all measurements is based on the average conducted output power measurement investigation results. Output power measurements were measured on QPSK, 16QAM, 64QAM and 256QAM modulations. It was found QPSK and 16QAM results were worst case.

For 5G NR the worst-case scenario for all measurements is based on the average conducted output power measurement investigation results. Output power measurements were measured on  $\pi/2$  BPSK, QPSK, 16QAM, 64QAM and 256QAM modulations. It was found QPSK and 16QAM results were worst case.

This device supports AS (Antenna Switching) Mode. So the test case is as below.

Test Item	Test case antenna & port
Conducted output power	All
RF port test	Worst case
e.r.p	All
Radiated Spurious Emissions	All

As for the conducted test, 'Main ANT' is the same or higher than 'Sub ANT', so we tested with 'Main ANT'.

Band	Main antenna	Tune-up Limit (dBm)	Sub antenna	Tune-up Limit (dBm)
GSM 850	<u>A</u>	<u>33.0</u>	E	33.0
WCDMA B5	<u>A</u>	<u>25.0</u>	E	25.0
LTE B14	<u>A</u>	<u>25.0</u>	E	25.0
LTE B26	<u>A</u>	<u>25.0</u>	E	25.0
NR n26	<u>A</u>	<u>25.0</u>	E	25.0

For LTE anchor, the band with highest output power was chosen among the possible combinations with NR Bands.

NR Band	LTE Band
N5 (ANT A)	2, <u>66</u>
N5 (ANT E)	2, <u>66</u>
N26	N/A (Stand Alone)

**LTE Band 5 (ANT A) (ANT E)**

LTE Band 5 (Frequency range: 824-849 MHz) is covered by LTE Band 26 (Frequency range: 814-849 MHz) due to overlapping frequency range, same maximum tune-up limit and same channel bandwidth.

**NR Band n5 (ANT A) (ANT E)**

NR Band n5 (Frequency range: 824-849 MHz) is covered by NR Band n26 (Frequency range: 814-849 MHz) due to overlapping frequency range, same maximum tune-up limit and same channel bandwidth.



● Conducted Spurious Emission (ANT A)

Highest conducted output power setting for each bands				
LTE Band	Frequency (MHz)	Bandwidth (MHz)	RB size	RB offset
14	790.5	5	1	0
	793.0		1	0
	795.5		1	12
26 (Part 90)	815.5	3	1	8
	822.5		1	8
26 (Straddle)	824.0	5	1	12
26 (Part 22)	829.0	10	1	25
	831.5		1	0
	844.0		1	0
NR Band	Frequency (MHz)	Bandwidth (MHz)	RB size	RB offset
26 (Part 90)	819.0	10	1	1
26 (Straddle)	824.0	5	1	13
26 (Part 22)	826.5	5	1	13
	831.5		1	13
	846.5		1	23

● Radiated Spurious Emission (ANT A)

Highest ERP setting for each bands				
LTE Band	Frequency (MHz)	Bandwidth (MHz)	RB size	RB offset
14	790.5	5	1	0
	793.0		1	0
	795.5		1	12
26 (Part 90)	814.7	1.4	1	3
	823.3		1	3
26 (Straddle)	824.0	3	1	8
26 (Part 22)	825.5	3	1	8
	831.5		1	8
	847.5		1	8
NR Band	Frequency (MHz)	Bandwidth (MHz)	RB size	RB offset
26 (Part 90)	816.5	5	1	13
	821.5		1	13
26 (Straddle)	824.0	5	1	13
26 (Part 22)	826.5	5	1	13
	831.5		1	13
	846.5		1	23

● Radiated Spurious Emission (ANT E)

Highest ERP setting for each bands				
LTE Band	Frequency (MHz)	Bandwidth (MHz)	RB size	RB offset
14	790.5	5	1	12
	793.0		1	12
	795.5		1	0
26 (Part 90)	815.5	3	1	8
	822.5		1	8
26 (Straddle)	824.0	5	1	12
26 (Part 22)	826.5	5	1	12
	831.5		1	0
	846.5		1	12
NR Band	Frequency (MHz)	Bandwidth (MHz)	RB size	RB offset
26 (Part 90)	821.5	15	1	37
26 (Straddle)	824.0	5	1	12
26 (Part 22)	831.5	15	1	1
	836.5		1	40
	841.5		1	77

The fundamental and radiated spurious emission were investigated in three orthogonal orientations X, Y and Z and folded conditions it was determined that below orientation was worst-case orientation for each band.

Band	ANT	ERP			RSE		
		X	Y	Z	X	Y	Z
GSM 850	A	-	-	O	-	-	O
	E	-	-	O	-	-	O
WCDMA B5	A	-	-	O	-	-	O
	E	-	-	O	-	-	O
LTE B14	A	-	-	O	-	-	O
	E	-	-	O	-	-	O
LTE B26	A	-	-	O	-	-	O
	E	-	-	O	-	-	O
NR n26	A	-	-	O	-	-	O
	E	-	-	O	-	-	O

Note : For the radiated spurious testing, the EUT attached with travel adapter for the worst case condition. The EUT is continuously communicated with the call box during the tests.

## 5.5. DESCRIPTION OF TEST SETUP

### SUPPORT EQUIPMENT

Support Equipment List				
Description	Manufacture	Model	Serial Number	FCC ID
Charger	SAMSUNG	EP-TA800	R37MC7X35P7DK3	N/A
Data Cable	SAMSUNG	EP-DN980	GH39-02112A	N/A


### I/O CABLE

I/O Cable List						
Cable No.	Port	# of identical ports	Connector Type	Cable Type	Cable Length (m)	Remarks
1	DC Power	1	C Type	Shielded	1.0 m	N/A

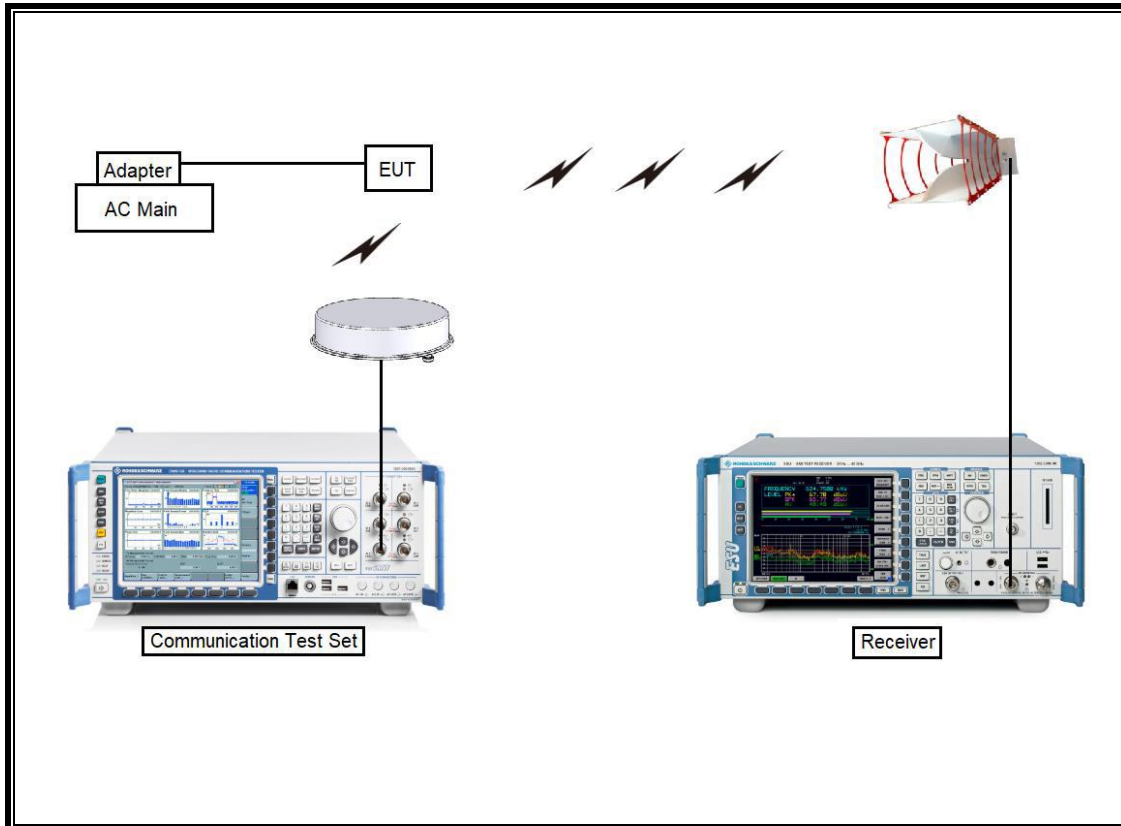
### TEST SETUP

The EUT is continuously communicated with the call box during the tests.

**SETUP DIAGRAM FOR TESTS (CONDUCTED TEST SETUP)**



**SETUP DIAGRAM FOR TESTS (RADIATED TEST SETUP)**



## 6. TEST AND MEASUREMENT EQUIPMENT

The following test and measurement equipment was utilized for the tests documented in this report:

Test Equipment List				
Description	Manufacturer	Model	S/N	Cal Due
Antenna, Tuned Dipole 400~1000 MHz	ETS	3121D DB4	00164753	2025-01-17
Directional Antenna	Cobham	FPA3-0.8-6.0R/1329	110367-0003	N/A
Directional Antenna	Cobham	FPA3-0.8-6.0R/1329	80108-0004	N/A
Antenna, Horn, 40 GHz	ETS	3116C	00166155	2024-08-02
Antenna, Horn, 40 GHz	ETS	3116C	00168645	2025-10-05
Preamplifier	ETS	3115-PA	00167475	2024-07-25
Preamplifier	ETS	3116C-PA	00168841	2024-07-25
Antenna, Bilog, 30MHz-1GHz	SCHWARZBECK	VULB9163	750	2024-08-15
Antenna, Bilog, 30MHz-1GHz	SCHWARZBECK	VULB9163	845	2024-08-15
Antenna, Bilog, 30MHz-1GHz	SCHWARZBECK	VULB9163	749	2024-08-15
Antenna, Horn, 18 GHz	ETS	3115	00167211	2024-08-04
Antenna, Horn, 18 GHz	ETS	3115	00161451	2024-08-21
Antenna, Horn, 18 GHz	ETS	3117	00168724	2024-08-04
Antenna, Horn, 18 GHz	ETS	3117	00168717	2024-08-21
Communications Test Set	R&S	CMV500	169796	2024-01-05
DC Power Supply	Agilent / HP	E3640A	MY54226395	2024-07-24
Preamplifier, 1000 MHz	Sonoma	310N	341282	2024-07-24
Preamplifier, 1000 MHz	Sonoma	310N	370599	2024-07-24
Preamplifier, 1000 MHz	Sonoma	310N	351741	2024-07-24
Preamplifier, 18 GHz	Miteq	AFS42-00101800-25-S-42	2029169	2024-07-24
Preamplifier, 18 GHz	Miteq	AFS42-00101800-25-S-42	1896138	2024-07-25
Spectrum Analyzer, 44 GHz	Agilent / HP	N9030A	MY54170614	2024-07-25
Spectrum Analyzer, 44 GHz	Agilent / HP	N9030A	MY54490312	2024-07-24
Spectrum Analyzer, 44 GHz	KEYSIGHT	N9030B	MY60070693	2024-01-09
EMI Test Receive, 40 GHz	R&S	ESU40	100439	2024-07-23
EMI Test Receive, 40 GHz	R&S	ESU40	100457	2024-07-24
High Pass Filter 1.2GHz	Micro-Tronics	HPM50108-02	G005	2024-07-23
High Pass Filter 1.2GHz	Micro-Tronics	HPM50108-02	G006	2024-07-23
High Pass Filter 2.8GHz	Micro-Tronics	HPM50111-02	010	2024-07-24
High Pass Filter 2.8GHz	Micro-Tronics	HPM50111-02	011	2024-07-24
High Pass Filter 4GHz	Micro-Tronics	HPM50118-02	G001	2024-07-24
High Pass Filter 4GHz	Micro-Tronics	HPM50118-02	G002	2024-07-24
Attenuator	PASTERNAK	PE7087-10	A009	2024-07-24
Attenuator	PASTERNAK	PE7087-10	A001	2024-07-24
Attenuator	PASTERNAK	PE7087-10	A008	2024-07-27
Attenuator	PASTERNAK	PE7004-10	2	2024-07-23
Attenuator	PASTERNAK	PE7395-10	A011	2024-07-25
Antenna, Loop, 9kHz-30MHz	R&S	HFH2-Z2	100418	2025-09-06
Temperature Chamber	ESPEC	SH-642	93001109	2024-07-24
Power Splitter	MINI-CIRCUITS	WA1534	UL003	2024-01-09
Power Splitter	MINI-CIRCUITS	WA1534	UL004	2024-01-09
UXM 5G Wireless Test Platform	KEYSIGHT	E7515B	MY57510655	2024-01-09
UL Software				
Description	Manufacturer	Model	Version	
Antenna port test software	UL	CLT	Ver 3.4	
Radiated software	UL	UL EMC	Ver 9.5	
Antenna port test software (5G NR FR1)	UL	UL iM	Ver 1.06	

## 7. SUMMARY TABLE

FCC Part Section	Test Description	Test Limit	Test Condition	Test Result
2.1049	Occupied Band width (99%)	N/A	Conducted	Pass
22.917(a)	Band Edge / Conducted Spurious Emission	-13dBm		Pass
90.543(e)		-35 dBm		Pass
90.691	Emission mask	Section 9.2.2		Pass
2.1046	Conducted output power	N/A		Pass
90.635(b)		50 dBm		Pass
22.355 90.213	Frequency Stability	2.5PPM		Pass
22.913(a)(5)	Effective Radiated Power	38.5dBm	Radiated	Pass
90.542(a)(7) 90.635(b)		34.77dBm		Pass
22.917(a) 90.543(c) 90.691(a)	Radiated Spurious Emission	-13dBm		Pass

## 8. CONDUCTED RESULTS

### 8.1. CONDUCTED OUTPUT POWER

#### Test Procedure

Per KDB 971168 D01 Power Meas License Digital Systems v03r01;

The transmitter output was connected to either CMW500 Test Set or E7515B Test set and configured to operate at maximum power.

#### NOTE

5G NR: All Waveforms (CP-OFDM vs DFT-s\_OFDM) and modulations ( $\pi/2$  BPSK, QPSK, 16QAM, 64QAM, 256QAM) were investigated to determine the worst case configuration. All modes of operation were investigated and the worst case configuration results are reported in this section.

#### RESULTS

See the following pages.

### 8.1.1. CONDUCTED AVERAGE OUTPUT POWER

#### GSM (ANT A)

Mode	Coding Scheme	Time Slots	Ch No.	Freq. (MHz)	Maximum Average Power (dBm) Pmax / DSI 0 / DSI 1			
					Measured		Tune-up Limit	
					Burst Pwr	Frame Pwr	Burst Pwr	Frame Pwr
GSM (Voice)	CS1	1	128	824.2	31.61	22.58	33.0	24.0
			190	836.6	31.98	22.95		
			251	848.8	32.01	22.98		
GPRS (GMSK)	CS1	1	128	824.2	31.58	22.55	33.0	24.0
			190	836.6	31.90	22.87		
			251	848.8	31.92	22.89		
		2	128	824.2	31.10	25.08	32.5	26.48
			190	836.6	31.14	25.12		
			251	848.8	31.14	25.12		
		3	128	824.2	29.12	24.86	30.5	26.2
			190	836.6	29.11	24.85		
			251	848.8	29.14	24.88		
		4	128	824.2	27.08	24.07	28.5	25.5
			190	836.6	27.19	24.18		
			251	848.8	27.07	24.06		
EGPRS (8PSK)	MCS5	1	128	824.2	26.22	17.19	28.0	19.0
			190	836.6	26.90	17.87		
			251	848.8	26.96	17.93		
		2	128	824.2	24.83	18.81	26.0	20.0
			190	836.6	25.53	19.51		
			251	848.8	25.57	19.55		
		3	128	824.2	23.94	19.68	25.5	21.2
			190	836.6	24.64	20.38		
			251	848.8	24.59	20.33		
		4	128	824.2	23.51	20.50	25.5	22.5
			190	836.6	24.22	21.21		
			251	848.8	24.26	21.25		



**GSM 850 (ANT E)**

Mode	Coding Scheme	Time Slots	Ch No.	Freq. (MHz)	Maximum Average Power (dBm)			
					Measured		Tune-up Limit	
					Burst Pwr	Frame Pwr	Burst Pwr	Frame Pwr
GSM (Voice)	CS1	1	128	824.2	31.84	22.81	33.0	24.0
			190	836.6	32.03	23.00		
			251	848.8	32.03	23.00		
GPRS (GMSK)	CS1	1	128	824.2	31.82	22.79	33.0	24.0
			190	836.6	32.27	23.24		
			251	848.8	32.36	23.33		
		2	128	824.2	31.24	25.22	32.5	26.5
			190	836.6	31.38	25.36		
			251	848.8	31.31	25.29		
		3	128	824.2	29.55	25.29	30.5	26.2
			190	836.6	29.24	24.98		
			251	848.8	29.27	25.01		
		4	128	824.2	27.21	24.20	28.5	25.5
			190	836.6	27.56	24.55		
			251	848.8	27.59	24.58		
EGPRS (8PSK)	MCS5	1	128	824.2	26.45	17.42	28.0	19.0
			190	836.6	26.76	17.73		
			251	848.8	26.63	17.60		
		2	128	824.2	24.99	18.97	26.0	20.0
			190	836.6	25.10	19.08		
			251	848.8	25.08	19.06		
		3	128	824.2	23.96	19.70	25.5	21.2
			190	836.6	24.23	19.97		
			251	848.8	24.17	19.91		
		4	128	824.2	24.51	21.50	25.5	22.5
			190	836.6	24.52	21.51		
			251	848.8	24.51	21.50		

**WCDMA B5 (ANT A)**

Mode		UL Ch No.	Freq. (MHz)	Maximum Average Power (dBm)		
				Measured Pwr	MPR	Tune-up Limit
Release 99	Rel 99 (RMC, 12.2 kbps)	4132	826.4	23.81	N/A	25.0
		4183	836.6	23.79		
		4233	846.6	23.77		
HSDPA	Subtest 1	4132	826.4	22.36	0	24.0
		4183	836.6	22.69		
		4233	846.6	22.84		
	Subtest 2	4132	826.4	22.73	0	24.0
		4183	836.6	22.79		
		4233	846.6	22.75		
	Subtest 3	4132	826.4	22.14	0.5	23.5
		4183	836.6	22.25		
		4233	846.6	22.23		
	Subtest 4	4132	826.4	22.30	0.5	23.5
		4183	836.6	22.31		
		4233	846.6	22.23		
HSUPA	Subtest 1	4132	826.4	22.92	0	24.0
		4183	836.6	22.80		
		4233	846.6	22.89		
	Subtest 2	4132	826.4	20.88	2	22.0
		4183	836.6	20.96		
		4233	846.6	20.89		
	Subtest 3	4132	826.4	21.84	1	23.0
		4183	836.6	21.87		
		4233	846.6	21.95		
	Subtest 4	4132	826.4	20.90	2	22.0
		4183	836.6	20.86		
		4233	846.6	20.89		
	Subtest 5	4132	826.4	22.99	0	24.0
		4183	836.6	22.96		
		4233	846.6	22.92		
DC-HSDPA	Subtest 1	4132	826.4	22.85	0	24.0
		4183	836.6	22.64		
		4233	846.6	22.51		
	Subtest 2	4132	826.4	22.96	0	24.0
		4183	836.6	22.97		
		4233	846.6	22.95		
	Subtest 3	4132	826.4	22.48	0.5	23.5
		4183	836.6	22.46		
		4233	846.6	22.41		
	Subtest 4	4132	826.4	22.47	0.5	23.5
		4183	836.6	22.42		
		4233	846.6	22.46		

**WCDMA B5 (ANT E)**

Mode		UL Ch No.	Freq. (MHz)	Maximum Average Power (dBm)		
				Measured Pwr	MPR	Tune-up Limit
Release 99	Rel 99 (RMC, 12.2 kbps)	4132	826.4	24.01	N/A	25.0
		4183	836.6	23.98		
		4233	846.6	24.02		
HSDPA	Subtest 1	4132	826.4	22.97	0	24.0
		4183	836.6	22.94		
		4233	846.6	23.04		
	Subtest 2	4132	826.4	22.95	0	24.0
		4183	836.6	22.92		
		4233	846.6	23.00		
	Subtest 3	4132	826.4	22.47	0.5	23.5
		4183	836.6	22.34		
		4233	846.6	22.51		
	Subtest 4	4132	826.4	22.46	0.5	23.5
		4183	836.6	22.41		
		4233	846.6	22.54		
HSUPA	Subtest 1	4132	826.4	22.96	0	24.0
		4183	836.6	22.98		
		4233	846.6	23.02		
	Subtest 2	4132	826.4	20.95	2	22.0
		4183	836.6	20.97		
		4233	846.6	20.99		
	Subtest 3	4132	826.4	21.95	1	23.0
		4183	836.6	21.94		
		4233	846.6	22.00		
	Subtest 4	4132	826.4	20.99	2	22.0
		4183	836.6	20.97		
		4233	846.6	21.02		
	Subtest 5	4132	826.4	22.54	0	24.0
		4183	836.6	22.52		
		4233	846.6	22.57		
DC-HSDPA	Subtest 1	4132	826.4	22.99	0	24.0
		4183	836.6	22.96		
		4233	846.6	22.96		
	Subtest 2	4132	826.4	22.94	0	24.0
		4183	836.6	22.95		
		4233	846.6	23.02		
	Subtest 3	4132	826.4	22.49	0.5	23.5
		4183	836.6	22.45		
		4233	846.6	22.52		
	Subtest 4	4132	826.4	22.46	0.5	23.5
		4183	836.6	22.44		
		4233	846.6	22.53		

**LTE Band 14 (ANT A)**

BW (MHz)	Mode	RB Allocation	RB offset	Maximum Average Power (dBm) Pmax/ DSI 0 / DSI 1					
				Measured Pwr (dBm)			MPR	Tune-up Limit	
				23330	793 MHz				
10 MHz	QPSK	1	0		24.04		0.0	25.0	
		1	25		23.93		0.0	25.0	
		1	49		24.08		0.0	25.0	
		25	0		22.98		1.0	24.0	
		25	12		23.03		1.0	24.0	
		25	25		23.00		1.0	24.0	
	16QAM	50	0		23.02		1.0	24.0	
		1	0		23.38		1.0	24.0	
		1	25		23.35		1.0	24.0	
		1	49		23.27		1.0	24.0	
		25	0		22.03		2.0	23.0	
		25	12		22.05		2.0	23.0	
	64QAM	25	25		22.03		2.0	23.0	
		50	0		22.03		2.0	23.0	
		1	0		22.21		2.0	23.0	
		1	25		22.15		2.0	23.0	
		1	49		21.83		2.0	23.0	
		25	0		21.03		3.0	22.0	
	256QAM	25	12		21.05		3.0	22.0	
		25	25		20.97		3.0	22.0	
50		0		21.04		3.0	22.0		
1		0		19.18		5.0	20.0		
1		25		19.18		5.0	20.0		
1		49		18.78		5.0	20.0		
5 MHz	QPSK	25	0		19.01		5.0	20.0	
		25	12		19.07		5.0	20.0	
		25	25		19.03		5.0	20.0	
50		0		19.03		5.0	20.0		
5 MHz		QPSK	1	0	24.12	24.10	23.99	0.0	25.0
			1	12	24.10	24.06	24.05	0.0	25.0
	1		24	24.02	23.07	23.96	0.0	25.0	
	12		0	23.12	22.31	22.97	1.0	24.0	
	12		7	23.12	23.02	23.01	1.0	24.0	
	12		13	22.40	23.03	23.03	1.0	24.0	
	16QAM	25	0	23.06	23.06	22.96	1.0	24.0	
		1	0	23.56	23.36	23.40	1.0	24.0	
		1	12	23.46	23.34	23.44	1.0	24.0	
		1	24	23.36	22.90	23.35	1.0	24.0	
		12	0	22.17	21.46	21.98	2.0	23.0	
		12	7	22.13	21.90	22.02	2.0	23.0	
	64QAM	12	13	21.47	22.05	22.03	2.0	23.0	
		25	0	22.09	22.06	21.96	2.0	23.0	
		1	0	22.04	22.47	22.25	2.0	23.0	
		1	12	22.25	22.48	22.28	2.0	23.0	
		1	24	22.17	22.38	21.85	2.0	23.0	
		12	0	21.12	20.68	21.00	3.0	22.0	
	256QAM	12	7	21.14	21.11	21.04	3.0	22.0	
		12	13	20.96	21.06	21.04	3.0	22.0	
		25	0	21.08	21.06	20.97	3.0	22.0	
		1	0	19.13	19.21	19.10	5.0	20.0	
		1	12	19.21	19.24	19.28	5.0	20.0	
		1	24	18.94	18.53	19.13	5.0	20.0	
5 MHz	256QAM	12	0	19.11	19.09	18.99	5.0	20.0	
		12	7	19.16	19.11	19.01	5.0	20.0	
		12	13	18.92	19.03	18.99	5.0	20.0	
		25	0	19.09	19.07	18.97	5.0	20.0	
		1	0	19.13	19.21	19.10	5.0	20.0	
		1	12	19.21	19.24	19.28	5.0	20.0	

**LTE Band 14 (ANT E)**

BW (MHz)	Mode	RB Allocation	RB offset	Maximum Average Power (dBm)					
				Measured Pwr (dBm)			MPR	Tune-up Limit	
				23330	793 MHz				
10 MHz	QPSK	1	0		24.16		0.0	25.0	
		1	25		24.20		0.0	25.0	
		1	49		24.02		0.0	25.0	
		25	0		23.17		1.0	24.0	
		25	12		23.21		1.0	24.0	
		25	25		23.31		1.0	24.0	
	16QAM	50	0		23.21		1.0	24.0	
		1	0		23.45		1.0	24.0	
		1	25		23.52		1.0	24.0	
		1	49		23.29		1.0	24.0	
		25	0		22.26		2.0	23.0	
		25	12		22.28		2.0	23.0	
	64QAM	25	25		22.36		2.0	23.0	
		50	0		22.22		2.0	23.0	
		1	0		22.38		2.0	23.0	
		1	25		22.41		2.0	23.0	
		1	49		21.41		2.0	23.0	
		25	0		21.22		3.0	22.0	
	256QAM	25	12		21.24		3.0	22.0	
		25	25		21.28		3.0	22.0	
		50	0		21.25		3.0	22.0	
		1	0		19.19		5.0	20.0	
		1	25		19.40		5.0	20.0	
		1	49		18.75		5.0	20.0	
	5 MHz	QPSK	25	0		19.17		5.0	20.0
			25	12		19.24		5.0	20.0
			25	25		19.31		5.0	20.0
			50	0		19.23		5.0	20.0
1			0		22.80	24.21	24.14	0.0	25.0
16QAM		1	12		24.19	24.06	24.14	0.0	25.0
		1	24		24.17	22.83	23.67	0.0	25.0
		12	0		23.14	22.88	23.06	1.0	24.0
		12	7		23.24	22.53	23.19	1.0	24.0
		12	13		23.21	22.79	23.18	1.0	24.0
		25	0		23.20	23.14	23.12	1.0	24.0
		1	0		23.53	23.45	23.54	1.0	24.0
		1	12		23.54	23.52	23.54	1.0	24.0
		1	24		23.41	22.54	23.24	1.0	24.0
	12	0		22.15	21.75	22.24	2.0	23.0	
64QAM	12	7		22.29	21.54	22.26	2.0	23.0	
	12	13		22.26	21.91	22.29	2.0	23.0	
	25	0		22.17	22.14	22.15	2.0	23.0	
	1	0		21.38	22.25	22.28	2.0	23.0	
	1	12		22.39	22.31	22.31	2.0	23.0	
256QAM	1	24		22.32	21.66	22.18	2.0	23.0	
	12	0		21.15	21.20	21.15	3.0	22.0	
	12	7		21.26	21.03	21.20	3.0	22.0	
	12	13		21.17	21.20	21.21	3.0	22.0	
	25	0		21.22	21.14	21.17	3.0	22.0	
256QAM	1	0		19.26	19.24	19.20	5.0	20.0	
	1	12		19.42	19.39	19.35	5.0	20.0	
	1	24		19.29	18.35	18.94	5.0	20.0	
	12	0		19.12	19.14	19.13	5.0	20.0	
	12	7		19.21	19.18	19.17	5.0	20.0	
12	13		19.14	19.21	19.18	5.0	20.0		
25	0		19.14	19.11	19.12	5.0	20.0		

**LTE Band 26 (ANT A)**

BW (MHz)	Mode	RB Allocation	RB offset	Maximum Average Power (dBm)							MPR	Tune-up Limit
				Measured Pwr (dBm)								
				26765	26790	26865	26965	26965				
15 MHz	QPSK	1	0	23.95		23.92	23.71	24.02	23.95	0.0	25.0	
		1	37	23.98		23.97	23.89	23.92	23.96	0.0	25.0	
		1	74	23.90		23.53	23.31	23.86	23.96	0.0	25.0	
		36	0	22.95		22.93	22.98	22.98	22.97	1.0	24.0	
		36	20	22.99		22.95	22.96	23.00	22.90	1.0	24.0	
		36	39	22.96		22.97	22.90	22.90	22.88	1.0	24.0	
		75	0	22.96		23.05	23.00	22.90	22.97	1.0	24.0	
	16QAM	1	0	23.20		23.10	23.33	23.24	23.21	1.0	24.0	
		1	37	23.34		23.23	23.20	23.20	23.25	1.0	24.0	
		1	74	23.20		23.18	23.15	23.10	23.22	1.0	24.0	
		36	0	22.01		22.04	21.90	21.96	21.99	2.0	23.0	
		36	20	22.07		22.07	22.03	22.00	21.93	2.0	23.0	
		36	39	22.02		22.02	22.04	21.90	21.91	2.0	23.0	
		75	0	22.02		21.99	22.01	21.93	21.98	2.0	23.0	
	64QAM	1	0	22.12		22.05	22.13	22.20	22.25	2.0	23.0	
		1	37	22.17		22.13	22.05	22.17	22.19	2.0	23.0	
		1	74	22.10		22.01	22.03	22.05	22.19	2.0	23.0	
		36	0	21.02		20.95	21.00	21.01	21.01	3.0	22.0	
		36	20	21.12		20.99	21.03	21.05	20.94	3.0	22.0	
		36	39	21.02		20.98	20.96	20.97	20.92	3.0	22.0	
		75	0	21.06		21.03	21.01	21.02	21.03	3.0	22.0	
	256QAM	1	0	19.08		18.84	19.15	19.18	19.15	5.0	20.0	
		1	37	19.12		19.14	19.12	19.16	19.16	5.0	20.0	
		1	74	18.98		19.08	19.02	19.04	19.09	5.0	20.0	
		36	0	19.05		19.03	19.00	19.01	18.98	5.0	20.0	
		36	20	19.08		19.08	19.03	19.05	18.93	5.0	20.0	
		36	39	19.05		19.05	19.02	18.93	18.95	5.0	20.0	
		75	0	18.78		19.00	19.23	19.02	19.03	5.0	20.0	
BW (MHz)	Mode	RB Allocation	RB offset	Measured Pwr (dBm)					MPR	Tune-up Limit		
				26740	26790	26840	26865	26990				
10 MHz	QPSK	1	0	24.04		24.04	23.92	24.06	24.10	0.0	25.0	
		1	25	24.11		23.99	24.06	24.03	24.03	0.0	25.0	
		1	49	24.11		23.99	23.71	24.02	24.05	0.0	25.0	
		25	0	23.05		23.10	22.70	23.07	23.06	1.0	24.0	
		25	12	23.15		23.07	22.93	23.14	23.06	1.0	24.0	
		25	25	23.17		23.07	23.00	23.09	23.11	1.0	24.0	
		50	0	23.12		23.05	23.01	23.11	23.04	1.0	24.0	
	16QAM	1	0	23.30		23.10	23.57	23.35	23.41	1.0	24.0	
		1	25	23.29		23.25	23.32	23.32	23.36	1.0	24.0	
		1	49	23.29		23.04	23.29	23.33	23.42	1.0	24.0	
		25	0	22.13		22.21	21.97	22.12	22.04	2.0	23.0	
		25	12	22.21		22.11	22.14	22.17	22.09	2.0	23.0	
		25	25	22.19		22.08	22.26	22.12	22.12	2.0	23.0	
		50	0	22.14		22.06	21.95	22.13	22.05	2.0	23.0	
	64QAM	1	0	22.22		22.19	22.26	22.34	22.23	2.0	23.0	
		1	25	22.36		22.30	22.27	22.36	22.28	2.0	23.0	
		1	49	22.28		22.24	22.16	22.26	22.21	2.0	23.0	
		25	0	21.09		21.02	21.02	21.09	21.06	3.0	22.0	
		25	12	21.18		21.13	21.13	21.14	21.10	3.0	22.0	
		25	25	21.15		21.11	21.10	21.12	21.08	3.0	22.0	
		50	0	21.16		21.13	21.08	21.13	21.01	3.0	22.0	
	256QAM	1	0	19.26		19.29	19.23	19.24	19.24	5.0	20.0	
		1	25	19.36		19.24	19.25	19.29	19.20	5.0	20.0	
		1	49	19.32		19.19	19.20	19.15	19.22	5.0	20.0	
		25	0	19.05		19.07	19.02	19.06	19.06	5.0	20.0	
		25	12	19.14		19.09	19.12	19.12	19.06	5.0	20.0	
		25	25	19.15		19.17	19.10	19.10	19.10	5.0	20.0	
		50	0	19.13		19.10	19.05	19.12	19.02	5.0	20.0	

BW (MHz)	Mode	RB Allocation	RB offset	Measured Pwr (dBm)						MPR	Tune-up Limit
				26715	26765	26790	26815	26865	27015		
				816.5 MHz	821.5 MHz	824 MHz	826.5 MHz	831.5 MHz	846.5 MHz		
5 MHz	QPSK	1	0	24.00	24.05	24.02	23.91	24.06	23.93	0.0	25.0
		1	12	24.10	23.98	24.10	23.90	24.05	24.01	0.0	25.0
		1	24	24.04	23.75	23.78	23.80	23.99	23.99	0.0	25.0
		12	0	23.12	22.95	22.97	22.90	23.04	23.03	1.0	24.0
		12	7	23.13	23.17	22.96	23.14	23.11	23.12	1.0	24.0
		12	13	23.12	23.11	23.14	23.07	23.06	23.11	1.0	24.0
	16QAM	25	0	23.10	23.08	22.77	22.76	23.06	23.09	1.0	24.0
		1	0	23.46	23.61	23.09	22.96	23.39	23.38	1.0	24.0
		1	12	23.47	23.60	23.38	23.38	23.28	23.40	1.0	24.0
		1	24	23.40	23.16	23.10	23.19	23.28	23.42	1.0	24.0
		12	0	22.12	22.30	21.69	22.06	22.05	22.10	2.0	23.0
		12	7	22.15	22.30	22.15	22.03	22.13	22.20	2.0	23.0
	64QAM	12	13	22.13	22.20	21.98	22.15	22.07	22.35	2.0	23.0
		25	0	22.12	22.12	22.11	21.99	22.09	22.32	2.0	23.0
		1	0	22.25	22.16	22.13	22.15	22.16	22.31	2.0	23.0
		1	12	22.27	21.16	21.97	22.06	22.18	22.42	2.0	23.0
		1	24	22.22	22.10	21.98	22.02	22.11	22.38	2.0	23.0
		12	0	21.20	21.16	21.00	21.01	21.08	21.06	3.0	22.0
	256QAM	12	7	21.22	21.12	21.08	21.13	21.20	21.16	3.0	22.0
		12	13	21.17	21.08	21.01	21.05	21.13	21.11	3.0	22.0
		25	0	21.13	21.10	21.03	21.07	21.13	21.11	3.0	22.0
		1	0	19.18	19.20	19.15	19.10	19.22	19.14	5.0	20.0
		1	12	19.30	19.37	19.25	19.29	19.34	19.22	5.0	20.0
		1	24	19.21	19.05	19.11	19.20	19.24	19.13	5.0	20.0
		12	0	19.13	19.15	19.09	19.02	19.06	19.04	5.0	20.0
12		7	19.18	19.17	19.05	19.13	19.14	19.14	5.0	20.0	
12		13	19.14	19.09	19.11	19.02	19.11	19.10	5.0	20.0	
25		0	19.11	19.12	19.08	19.06	19.11	19.09	5.0	20.0	

BW (MHz)	Mode	RB Allocation	RB offset	Measured Pwr (dBm)						MPR	Tune-up Limit
				26705	26775	26790	26805	26865	27025		
				815.5 MHz	822.5 MHz	824 MHz	825.5 MHz	831.5 MHz	847.5 MHz		
3 MHz	QPSK	1	0	24.03	23.88	23.96	24.00	23.95	24.02	0.0	25.0
		1	8	24.14	24.04	24.08	24.02	24.01	24.08	0.0	25.0
		1	14	24.00	24.02	24.05	24.02	23.95	24.08	0.0	25.0
		8	0	23.08	23.17	22.86	23.17	23.01	22.99	1.0	24.0
		8	4	23.07	22.68	23.03	23.03	23.09	23.01	1.0	24.0
		8	7	23.07	22.76	23.15	23.18	23.07	23.08	1.0	24.0
	16QAM	15	0	23.03	22.60	23.04	22.89	23.06	22.99	1.0	24.0
		1	0	23.22	23.30	23.25	23.39	23.28	23.30	1.0	24.0
		1	8	23.23	23.51	23.30	23.37	23.34	23.39	1.0	24.0
		1	14	23.23	23.36	23.35	23.32	23.24	23.33	1.0	24.0
		8	0	22.14	22.11	22.07	22.16	22.11	22.07	2.0	23.0
		8	4	22.14	22.15	22.29	22.27	22.18	22.10	2.0	23.0
	64QAM	8	7	22.13	22.10	22.12	22.17	22.16	22.16	2.0	23.0
		15	0	22.17	22.08	21.97	22.12	22.07	22.05	2.0	23.0
		1	0	22.24	22.21	22.30	22.26	22.32	22.27	2.0	23.0
		1	8	22.31	22.21	22.26	22.31	22.41	22.45	2.0	23.0
		1	14	22.18	22.15	22.10	22.16	22.29	22.33	2.0	23.0
		8	0	21.15	21.06	21.06	21.03	21.05	21.06	3.0	22.0
	256QAM	8	4	21.15	21.12	21.05	21.13	21.16	21.06	3.0	22.0
		8	7	21.11	21.08	21.01	21.10	21.14	21.17	3.0	22.0
		15	0	21.12	21.16	21.05	21.03	21.08	21.08	3.0	22.0
		1	0	19.15	19.02	19.08	19.06	19.12	19.10	5.0	20.0
		1	8	19.21	18.80	19.20	19.18	19.22	19.25	5.0	20.0
		1	14	19.13	18.53	19.11	19.13	19.16	19.23	5.0	20.0
		8	0	19.11	18.74	19.02	19.10	19.05	19.01	5.0	20.0
8		4	19.15	19.02	19.10	19.11	19.12	19.07	5.0	20.0	
8		7	19.16	19.11	19.09	19.08	19.13	19.10	5.0	20.0	
15		0	19.10	19.06	19.06	19.06	19.10	19.05	5.0	20.0	

BW (MHz)	Mode	RB Allocation	RB offset	Measured Pwr (dBm)						MPR	Tune-up Limit
				26697	26783	26790	26797	26865	27033		
				814.7 MHz	823.3 MHz	824 MHz	824.7 MHz	831.5 MHz	848.3 MHz		
1.4 MHz	QPSK	1	0	23.98	23.99	24.00	24.01	24.00	24.04	0.0	25.0
		1	3	23.99	24.09	24.02	24.02	24.04	24.06	0.0	25.0
		1	5	23.96	23.88	23.96	24.01	23.98	24.03	0.0	25.0
		3	0	23.97	22.90	22.94	23.06	23.93	24.00	0.0	25.0
		3	1	24.01	23.27	22.82	22.91	23.96	24.01	0.0	25.0
		3	3	24.00	22.79	23.17	23.06	24.02	24.00	0.0	25.0
	16QAM	6	0	22.52	21.78	22.18	22.05	22.51	22.55	1.0	24.0
		1	0	23.18	22.37	22.57	21.95	23.38	23.29	1.0	24.0
		1	3	23.26	22.30	22.49	22.12	23.38	23.29	1.0	24.0
		1	5	23.21	22.17	22.60	21.93	23.33	23.28	1.0	24.0
		3	0	22.96	22.45	22.31	22.19	23.17	23.17	1.0	24.0
		3	1	22.95	22.42	22.07	22.11	23.18	23.18	1.0	24.0
	64QAM	3	3	22.91	22.03	22.40	22.07	23.19	23.17	1.0	24.0
		6	0	22.09	21.12	21.34	21.25	22.08	22.14	2.0	23.0
		1	0	21.95	22.17	22.02	22.30	22.20	22.36	2.0	23.0
		1	3	22.07	22.02	22.00	22.39	22.26	22.34	2.0	23.0
		1	5	22.07	22.13	21.27	22.07	22.20	22.35	2.0	23.0
		3	0	22.14	22.03	22.50	22.19	22.14	22.16	2.0	23.0
	256QAM	3	1	22.15	21.39	22.07	22.02	22.13	22.16	2.0	23.0
		3	3	22.15	21.30	22.11	21.08	22.10	22.20	2.0	23.0
		6	0	21.06	20.95	21.17	21.04	21.10	21.07	3.0	22.0
		1	0	18.84	19.10	18.94	19.32	19.37	19.23	5.0	20.0
		1	3	18.98	19.05	19.19	19.07	19.34	19.29	5.0	20.0
		1	5	19.06	19.03	19.08	19.11	19.24	19.24	5.0	20.0
	256QAM	3	0	18.83	19.07	19.09	19.12	19.16	19.17	5.0	20.0
		3	1	18.89	19.17	19.04	18.99	19.15	19.15	5.0	20.0
		3	3	18.96	19.26	19.07	19.10	19.11	19.17	5.0	20.0
		6	0	18.93	19.06	19.03	19.13	19.16	19.13	5.0	20.0



**LTE Band 26 (ANT E)**

BW (MHz)	Mode	RB Allocation	RB offset	Maximum Average Power (dBm)							
				Measured Pwr (dBm)					MPR	Tune-up Limit	
				26765	26790	26865	26915	26965			
				821.5 MHz	824 MHz	831.50 MHz	836.5 MHz	841.5 MHz			
15 MHz	QPSK	1	0	24.21	24.27	24.29	24.13	24.27	0.0	25.0	
		1	37	24.26	24.29	24.25	24.38	24.27	0.0	25.0	
		1	74	24.23	24.28	24.22	24.28	24.28	0.0	25.0	
		36	0	23.09	23.29	23.29	23.28	23.28	1.0	24.0	
		36	20	23.29	23.27	23.28	23.30	23.21	1.0	24.0	
		36	39	23.26	23.29	23.21	23.26	23.25	1.0	24.0	
		75	0	23.28	23.30	23.24	23.24	23.28	1.0	24.0	
	16QAM	1	0	23.48	23.82	23.55	23.40	23.54	1.0	24.0	
		1	37	23.53	23.65	23.58	23.75	23.58	1.0	24.0	
		1	74	23.51	23.62	23.53	23.71	23.56	1.0	24.0	
		36	0	22.01	22.26	22.25	22.19	22.30	2.0	23.0	
		36	20	22.32	22.28	22.31	22.29	22.24	2.0	23.0	
		36	39	22.29	22.30	22.24	22.28	22.28	2.0	23.0	
		75	0	22.30	22.27	22.28	22.31	22.32	2.0	23.0	
	64QAM	1	0	22.42	22.93	22.48	22.36	22.48	2.0	23.0	
		1	37	22.45	22.76	22.52	22.55	22.49	2.0	23.0	
		1	74	22.34	22.61	22.43	22.46	22.51	2.0	23.0	
		36	0	21.08	21.32	21.25	21.31	21.26	3.0	22.0	
		36	20	21.32	21.35	21.28	21.32	21.23	3.0	22.0	
		36	39	21.25	21.31	21.22	21.35	21.23	3.0	22.0	
		75	0	21.30	21.31	21.28	21.30	21.30	3.0	22.0	
	256QAM	1	0	19.22	19.46	19.46	19.34	19.43	5.0	20.0	
		1	37	19.30	19.37	19.40	19.46	19.35	5.0	20.0	
		1	74	19.22	19.22	19.40	19.34	19.26	5.0	20.0	
		36	0	19.21	19.25	19.24	19.22	19.26	5.0	20.0	
		36	20	19.27	19.27	19.27	19.25	19.22	5.0	20.0	
		36	39	19.24	19.32	19.19	19.27	19.20	5.0	20.0	
		75	0	19.29	19.24	19.25	19.31	19.26	5.0	20.0	
BW (MHz)	Mode	RB Allocation	RB offset	Measured Pwr (dBm)					MPR	Tune-up Limit	
				26740	26790	26840	26865	26990			
				819 MHz	824 MHz	829 MHz	831.5 MHz	844 MHz			
				10 MHz	QPSK	1	0	24.18	23.84	24.26	24.25
1	25	24.25	24.15			24.36	24.25	24.33	0.0	25.0	
1	49	24.28	24.00			24.17	24.22	24.23	0.0	25.0	
25	0	23.19	23.22			23.28	23.24	23.28	1.0	24.0	
25	12	23.31	23.33			23.42	23.33	23.35	1.0	24.0	
25	25	23.32	23.31			23.36	23.29	23.32	1.0	24.0	
50	0	23.31	23.34			23.36	23.29	23.33	1.0	24.0	
16QAM	1	0	23.40		23.42	23.62	23.55	23.65	1.0	24.0	
	1	25	23.38		23.65	23.45	23.58	23.67	1.0	24.0	
	1	49	23.46		23.63	23.67	23.47	23.56	1.0	24.0	
	25	0	22.22		22.30	22.32	22.32	22.30	2.0	23.0	
	25	12	22.32		22.34	22.38	22.37	22.40	2.0	23.0	
	25	25	22.30		22.42	22.42	22.34	22.38	2.0	23.0	
	50	0	22.28		22.45	22.36	22.29	22.36	2.0	23.0	
64QAM	1	0	22.42		22.40	22.57	22.53	22.53	2.0	23.0	
	1	25	22.47		22.68	22.66	22.42	22.51	2.0	23.0	
	1	49	22.50		22.47	22.55	22.34	22.46	2.0	23.0	
	25	0	21.21		21.27	21.35	21.25	21.28	3.0	22.0	
	25	12	21.30		21.41	21.41	21.35	21.36	3.0	22.0	
	25	25	21.31		21.42	21.37	21.29	21.32	3.0	22.0	
	50	0	21.29		21.38	21.32	21.31	21.37	3.0	22.0	
256QAM	1	0	19.22		19.53	19.38	19.38	19.47	5.0	20.0	
	1	25	19.31		19.38	19.47	19.45	19.46	5.0	20.0	
	1	49	19.35		19.25	19.32	19.28	19.40	5.0	20.0	
	25	0	19.16		19.24	19.27	19.23	19.27	5.0	20.0	
	25	12	19.27		19.34	19.39	19.30	19.36	5.0	20.0	
	25	25	19.28		19.43	19.33	19.28	19.32	5.0	20.0	
	50	0	19.24		19.35	19.31	19.25	19.31	5.0	20.0	

BW (MHz)	Mode	RB Allocation	RB offset	Measured Pwr (dBm)						MPR	Tune-up Limit
				26715	26765	26790	26815	26865	27015		
				816.5 MHz	821.5 MHz	824 MHz	826.5 MHz	831.5 MHz	846.5 MHz		
5 MHz	QPSK	1	0	24.16	23.94	24.23	24.23	24.24	24.29	0.0	25.0
		1	12	24.18	24.27	24.32	24.27	24.23	24.32	0.0	25.0
		1	24	24.14	24.13	24.26	24.24	24.22	24.30	0.0	25.0
		12	0	23.26	23.29	23.38	23.28	23.24	23.26	1.0	24.0
		12	7	23.29	23.37	23.42	23.37	23.32	23.26	1.0	24.0
		12	13	23.24	23.23	23.35	23.38	23.27	23.32	1.0	24.0
	16QAM	25	0	23.28	23.28	23.34	23.37	23.25	23.25	1.0	24.0
		1	0	23.52	23.36	23.68	23.52	23.59	23.58	1.0	24.0
		1	12	23.55	23.65	23.55	23.60	23.59	23.59	1.0	24.0
		1	24	23.62	23.62	23.41	23.52	23.48	23.51	1.0	24.0
		12	0	22.31	22.35	22.38	22.28	22.24	22.43	2.0	23.0
		12	7	22.31	22.37	22.43	22.35	22.37	22.44	2.0	23.0
	64QAM	12	13	22.26	22.32	22.37	22.30	22.30	22.47	2.0	23.0
		25	0	22.31	22.35	22.38	22.41	22.33	22.30	2.0	23.0
		1	0	22.39	21.95	22.65	22.34	22.41	22.47	2.0	23.0
		1	12	22.45	22.53	22.82	22.53	22.45	22.55	2.0	23.0
		1	24	22.40	22.26	22.66	22.54	22.42	22.50	2.0	23.0
		12	0	21.28	21.34	21.49	21.22	21.25	21.27	3.0	22.0
	256QAM	12	7	21.26	21.32	21.52	21.33	21.35	21.30	3.0	22.0
		12	13	21.27	21.39	21.50	21.26	21.34	21.33	3.0	22.0
		25	0	21.25	21.36	21.39	21.34	21.31	21.24	3.0	22.0
		1	0	19.30	18.88	19.36	19.38	19.30	19.44	5.0	20.0
		1	12	19.47	19.26	19.36	19.31	19.39	19.52	5.0	20.0
		1	24	19.34	19.26	19.49	19.38	19.25	19.42	5.0	20.0
	256QAM	12	0	19.21	19.29	19.36	19.30	19.23	19.26	5.0	20.0
12		7	19.28	19.36	19.37	19.38	19.32	19.28	5.0	20.0	
12		13	19.21	19.26	19.33	19.31	19.27	19.35	5.0	20.0	
25		0	19.20	19.34	19.29	19.24	19.26	19.24	5.0	20.0	

BW (MHz)	Mode	RB Allocation	RB offset	Measured Pwr (dBm)						MPR	Tune-up Limit
				26705	26775	26790	26805	26865	27025		
				815.5 MHz	822.5 MHz	824 MHz	825.5 MHz	831.5 MHz	847.5 MHz		
3 MHz	QPSK	1	0	24.18	24.28	24.19	24.33	24.16	24.25	0.0	25.0
		1	8	24.18	24.32	24.35	24.33	24.26	24.29	0.0	25.0
		1	14	24.18	24.26	24.31	24.28	24.17	24.25	0.0	25.0
		8	0	23.22	23.39	23.34	23.33	23.20	23.25	1.0	24.0
		8	4	23.24	23.27	23.39	23.29	23.27	23.25	1.0	24.0
		8	7	23.24	23.32	23.35	23.36	23.27	23.32	1.0	24.0
	16QAM	15	0	23.24	23.29	23.34	23.31	23.28	23.28	1.0	24.0
		1	0	23.38	23.39	23.39	23.43	23.56	23.60	1.0	24.0
		1	8	23.39	23.41	23.52	23.63	23.55	23.63	1.0	24.0
		1	14	23.34	23.52	23.59	23.59	23.53	23.61	1.0	24.0
		8	0	22.33	22.40	22.32	22.35	22.25	22.38	2.0	23.0
		8	4	22.33	22.47	22.40	22.38	22.34	22.39	2.0	23.0
	64QAM	8	7	22.35	22.43	22.39	22.46	22.34	22.45	2.0	23.0
		15	0	22.27	22.39	22.39	22.32	22.30	22.31	2.0	23.0
		1	0	22.43	22.58	22.41	22.51	22.40	22.42	2.0	23.0
		1	8	22.47	22.69	22.39	22.65	22.48	22.56	2.0	23.0
		1	14	22.35	22.61	22.51	22.69	22.38	22.45	2.0	23.0
		8	0	21.32	21.41	21.47	21.43	21.25	21.28	3.0	22.0
	256QAM	8	4	21.32	21.46	21.45	21.39	21.34	21.31	3.0	22.0
		8	7	21.31	21.51	21.45	21.48	21.33	21.37	3.0	22.0
		15	0	21.26	21.44	21.41	21.31	21.29	21.23	3.0	22.0
		1	0	19.40	19.46	19.48	19.37	19.33	19.29	5.0	20.0
		1	8	19.41	19.59	19.45	19.64	19.42	19.42	5.0	20.0
		1	14	19.36	19.54	19.39	19.34	19.37	19.35	5.0	20.0
	256QAM	8	0	19.24	19.28	19.35	19.19	19.22	19.25	5.0	20.0
8		4	19.25	19.30	19.38	19.28	19.30	19.28	5.0	20.0	
8		7	19.25	19.29	19.31	19.38	19.31	19.33	5.0	20.0	
15		0	19.20	19.40	19.32	19.26	19.29	19.28	5.0	20.0	

BW (MHz)	Mode	RB Allocation	RB offset	Measured Pwr (dBm)						MPR	Tune-up Limit
				26697	26783	26790	26797	26865	27033		
				814.7 MHz	823.3 MHz	824 MHz	824.7 MHz	831.5 MHz	848.3 MHz		
1.4 MHz	QPSK	1	0	24.16	24.24	24.26	24.24	24.25	24.30	0.0	25.0
		1	3	24.21	24.34	24.30	24.26	24.27	24.33	0.0	25.0
		1	5	24.15	24.29	24.29	24.06	24.20	24.21	0.0	25.0
		3	0	24.16	24.17	24.29	24.11	24.23	24.29	0.0	25.0
		3	1	24.16	23.91	24.24	24.06	24.23	24.29	0.0	25.0
		3	3	24.19	23.94	24.25	24.11	24.26	24.26	0.0	25.0
	16QAM	6	0	22.67	22.73	22.78	22.82	22.71	22.78	1.0	24.0
		1	0	23.44	23.26	23.54	23.43	23.56	23.58	1.0	24.0
		1	3	23.43	23.45	23.44	23.35	23.65	23.62	1.0	24.0
		1	5	23.39	23.43	23.52	23.20	23.58	23.44	1.0	24.0
		3	0	23.25	23.44	23.36	23.31	23.37	23.45	1.0	24.0
		3	1	23.27	23.24	23.54	23.28	23.38	23.47	1.0	24.0
	64QAM	3	3	23.28	23.05	23.29	23.22	23.37	23.45	1.0	24.0
		6	0	22.24	22.35	22.39	22.30	22.27	22.41	2.0	23.0
		1	0	22.38	22.07	22.50	22.48	22.34	22.44	2.0	23.0
		1	3	22.40	22.24	22.58	22.81	22.34	22.55	2.0	23.0
		1	5	22.39	22.45	22.54	22.50	22.32	22.49	2.0	23.0
		3	0	22.23	22.33	22.34	22.36	22.34	22.36	2.0	23.0
	256QAM	3	1	22.22	22.35	22.42	22.42	22.34	22.38	2.0	23.0
		3	3	22.22	22.27	22.36	22.44	22.33	22.40	2.0	23.0
		6	0	21.21	21.23	21.34	21.33	21.25	21.31	3.0	22.0
		1	0	19.39	19.11	19.46	19.34	19.35	19.42	5.0	20.0
		1	3	19.46	19.22	19.45	19.40	19.38	19.44	5.0	20.0
		1	5	19.40	19.34	19.36	19.41	19.33	19.38	5.0	20.0
	256QAM	3	0	19.26	19.05	19.31	19.33	19.28	19.37	5.0	20.0
		3	1	19.28	19.18	19.28	19.29	19.29	19.38	5.0	20.0
		3	3	19.28	19.25	19.26	19.24	19.27	19.39	5.0	20.0
		6	0	19.23	19.04	19.45	19.32	19.16	19.23	5.0	20.0

**NR Band n26 (ANT A)**

					Maximum Average Power (dBm)							
BW (MHz)	Modulation	Mode	RB Allocation	RB offset	Measured Pwr (dBm)				MPR	Tune-up Limit		
						164800	166300	166300			167800	
						824.00 MHz	831.50 MHz	834 MHz	839.00 MHz			
20 MHz	DFT-s-OFDM	π/2 BPSK	1	1		24.07	23.94	24.01	23.99	0.0	25.0	
			1	52		23.94	23.90	23.96	23.92	0.0	25.0	
			1	104		24.01	23.77	23.88	23.88	0.0	25.0	
			50	0		23.13	23.06	23.15	23.11	0.5	24.5	
			50	28		24.11	23.98	24.03	24.10	0.0	25.0	
			50	56		23.10	22.90	23.02	22.99	0.5	24.5	
		QPSK	1	1		24.08	24.10	24.05	24.13	0.0	25.0	
			1	52		24.09	24.11	24.16	24.00	0.0	25.0	
			1	104		24.04	23.84	23.89	24.06	0.0	25.0	
			50	0		23.05	23.07	23.08	23.05	1.0	24.0	
			50	28		24.15	24.01	24.00	23.96	0.0	25.0	
			50	56		23.06	22.95	22.96	23.04	1.0	24.0	
		16QAM	100	0		23.13	23.04	23.06	23.02	1.0	24.0	
			1	1		22.96	22.93	22.99	23.02	1.0	24.0	
			1	52		22.90	22.88	22.95	22.78	1.0	24.0	
		64QAM	1	104		22.98	22.66	22.83	22.86	1.0	24.0	
1	1			21.70	21.66	21.71	21.61	2.5	22.5			
256QAM	1	1		19.02	19.03	19.13	19.11	4.5	20.5			
CP-OFDM	QPSK	1	1		22.61	22.70	22.69	22.59	1.5	23.5		
BW (MHz)	Modulation	Mode	RB Allocation	RB offset	Measured Pwr (dBm)				MPR	Tune-up Limit		
					164300	164800		166300			168300	
					821.50 MHz	824.00 MHz		831.50 MHz	841.50 MHz			
15 MHz	DFT-s-OFDM	π/2 BPSK	1	1		24.16	24.11		23.97	24.08	0.0	25.0
			1	39		24.09	24.08		24.01	23.88	0.0	25.0
			1	77		24.09	24.13		23.95	23.96	0.0	25.0
			36	0		23.20	23.17		23.13	23.10	0.5	24.5
			36	21		24.22	24.11		24.13	23.96	0.0	25.0
			36	43		23.20	23.29		23.08	23.00	0.5	24.5
		QPSK	75	0		23.25	23.21		23.02	23.05	0.5	24.5
			1	1		24.19	24.18		24.13	24.10	0.0	25.0
			1	39		24.13	24.11		24.02	23.93	0.0	25.0
			1	77		24.21	24.08		23.97	24.02	0.0	25.0
			36	0		23.19	23.06		23.12	23.11	1.0	24.0
			36	21		24.20	24.11		24.09	23.98	0.0	25.0
		16QAM	36	43		23.29	23.28		23.08	23.03	1.0	24.0
			75	0		23.16	23.15		23.09	23.03	1.0	24.0
			1	1		23.13	23.11		22.91	22.98	1.0	24.0
		64QAM	1	39		23.01	23.03		22.88	22.72	1.0	24.0
1	77			22.96	22.88		22.84	22.87	1.0	24.0		
256QAM	1	1		21.51	21.57		21.82	21.62	2.5	22.5		
CP-OFDM	QPSK	1	1		19.15	19.16		19.21	19.04	4.5	20.5	
					22.43	22.38		22.78	22.63	1.5	23.5	

BW (MHz)	Modulation	Mode	RB Allocation	RB offset	Measured Pwr (dBm)					MPR	Tune-up Limit	
					163800	164800	165800	166300	168800			
					819.00 MHz	824 MHz	829	831.50 MHz	844.00 MHz			
10 MHz	DFT-s-OFDM	$\pi/2$ BPSK	1	1	24.14	24.17	24.13	23.89	23.93	0.0	25.0	
			1	25	24.13	24.22	24.25	24.02	23.86	0.0	25.0	
			1	50	24.02	24.02	24.09	23.92	23.99	0.0	25.0	
			25	0	23.25	23.32	23.28	23.10	23.05	0.5	24.5	
			25	13	24.17	24.10	24.09	23.99	23.92	0.0	25.0	
			25	27	23.26	23.18	23.11	23.18	23.08	0.5	24.5	
		QPSK	1	1	24.27	24.18	24.19	24.07	23.99	0.0	25.0	
			1	25	24.21	24.25	24.23	24.06	23.98	0.0	25.0	
			1	50	24.18	24.16	24.18	24.08	24.05	0.0	25.0	
			25	0	23.24	23.11	23.15	23.10	23.10	1.0	24.0	
			25	13	24.18	24.17	24.16	24.02	23.99	0.0	25.0	
			25	27	23.28	23.23	23.22	23.11	23.04	1.0	24.0	
		16QAM	1	1	23.11	23.08	23.16	22.88	22.79	1.0	24.0	
			1	25	23.04	23.01	23.09	22.86	22.78	1.0	24.0	
			1	50	22.99	22.89	22.87	22.92	22.92	1.0	24.0	
64QAM	1	1	21.74	21.63	21.68	21.76	21.60	2.5	22.5			
256QAM	1	1	19.07	19.05	19.11	18.99	18.88	4.5	20.5			
CP-OFDM	QPSK	1	1	22.51	22.49	22.55	22.67	22.62	1.5	23.5		
BW (MHz)	Modulation	Mode	RB Allocation	RB offset	Measured Pwr (dBm)					MPR	Tune-up Limit	
					163300	164800	165300	166300	169300			
					816.50 MHz	824 MHz	827	831.50 MHz	846.50 MHz			
5 MHz	DFT-s-OFDM	$\pi/2$ BPSK	1	1	24.16	24.16	24.13	24.05	24.05	0.0	25.0	
			1	12	24.05	24.05	24.01	23.98	23.99	0.0	25.0	
			1	23	24.20	24.22	24.23	23.99	24.02	0.0	25.0	
			12	0	23.15	23.11	23.15	23.09	22.96	0.5	24.5	
			12	6	24.15	24.13	24.23	24.10	24.05	0.0	25.0	
			12	13	23.21	23.11	23.18	23.04	23.02	0.5	24.5	
		QPSK	25	0	23.22	23.17	23.08	23.11	23.04	0.5	24.5	
			1	1	24.23	24.18	24.17	24.11	24.12	0.0	25.0	
			1	12	24.24	24.13	24.05	24.13	24.16	0.0	25.0	
			1	23	24.22	24.25	24.28	24.09	24.21	0.0	25.0	
			12	0	23.13	23.16	23.11	22.94	22.98	1.0	24.0	
			12	6	24.15	24.22	24.13	23.94	23.99	0.0	25.0	
		16QAM	12	13	23.10	23.21	23.18	23.00	22.95	1.0	24.0	
			25	0	23.22	23.18	23.19	23.03	23.08	1.0	24.0	
			1	1	23.14	23.49	23.53	22.87	22.90	1.0	24.0	
		64QAM	1	12	23.08	23.52	23.44	22.86	22.85	1.0	24.0	
			1	23	23.03	23.50	23.63	22.93	22.99	1.0	24.0	
		256QAM	1	1	21.84	21.48	21.45	21.61	21.66	2.5	22.5	
		CP-OFDM	QPSK	1	1	19.15	19.66	19.45	18.98	18.94	4.5	20.5
		CP-OFDM	QPSK	1	1	22.83	22.56	22.48	22.59	22.64	1.5	23.5

**NR Band n26 (ANT E)**

					Maximum Average Power (dBm)						
BW (MHz)	Modulation	Mode	RB Allocation	RB offset	Measured Pwr (dBm)					MPR	Tune-up Limit
						164800	166300	166300	167800		
						824.00 MHz	831.50 MHz	834 MHz	839.00 MHz		
20 MHz	DFT-s-OFDM	$\pi/2$ BPSK	1	1		24.37	24.45	24.27	24.54	0.0	25.0
			1	52		24.56	24.39	24.26	24.50	0.0	25.0
			1	104		24.51	24.36	24.26	24.36	0.0	25.0
			50	0		23.44	23.47	24.23	23.50	0.5	24.5
			50	28		24.50	24.48	24.22	24.55	0.0	25.0
			50	56		23.48	23.44	24.23	23.40	0.5	24.5
		100	0		23.59	23.54	24.18	23.59	0.5	24.5	
		QPSK	1	1		24.45	<b>24.61</b>	24.21	24.59	0.0	25.0
			1	52		<b>24.60</b>	24.53	24.21	24.58	0.0	25.0
			1	104		24.53	24.55	24.22	24.44	0.0	25.0
			50	0		23.42	23.50	23.21	23.57	1.0	24.0
			50	28		<b>24.52</b>	<b>24.54</b>	24.21	24.44	0.0	25.0
	50		56		23.53	23.48	23.39	23.43	1.0	24.0	
	100	0		23.51	23.56	23.50	23.59	1.0	24.0		
	16QAM	1	1		23.24	23.26	23.32	23.36	1.0	24.0	
		1	52		23.23	23.33	21.98	23.25	1.0	24.0	
1		104		23.26	23.28	23.23	23.14	1.0	24.0		
64QAM	1	1		21.96	22.00	22.10	22.07	2.5	22.5		
256QAM	1	1		19.32	19.33	19.16	19.45	4.5	20.5		
CP-OFDM	QPSK	1	1		23.00	23.08	22.58	23.15	1.5	23.5	
BW (MHz)	Modulation	Mode	RB Allocation	RB offset	Measured Pwr (dBm)					MPR	Tune-up Limit
					164300	164800	166300	166300	168300		
					821.50 MHz	824.00 MHz	831.50 MHz	836.50 MHz	841.50 MHz		
15 MHz	DFT-s-OFDM	$\pi/2$ BPSK	1	1	24.44	24.27	24.53	24.48	24.55	0.0	25.0
			1	39	24.43	24.26	24.51	24.53	24.47	0.0	25.0
			1	77	24.58	24.26	24.53	24.50	24.49	0.0	25.0
			36	0	23.95	24.23	24.00	23.95	23.97	0.5	24.5
			36	21	24.52	24.22	24.59	24.50	24.54	0.0	25.0
			36	43	23.99	24.23	23.92	24.01	24.03	0.5	24.5
		75	0	23.96	24.18	24.05	24.00	24.07	0.5	24.5	
		QPSK	1	1	24.32	24.21	24.53	24.40	24.42	0.0	25.0
			1	39	24.42	24.21	24.40	24.33	24.42	0.0	25.0
			1	77	24.43	24.22	24.42	24.32	24.46	0.0	25.0
			36	0	23.41	23.21	23.39	23.13	23.53	1.0	24.0
			36	21	24.46	24.21	24.42	24.23	24.50	0.0	25.0
	36		43	23.52	23.39	23.39	23.30	23.45	1.0	24.0	
	75	0	23.39	23.50	23.42	23.40	23.41	1.0	24.0		
	16QAM	1	1	23.22	23.32	23.29	23.15	23.30	1.0	24.0	
	64QAM	1	1	22.00	21.98	22.07	22.02	22.03	2.5	22.5	
256QAM	1	1	19.38	19.38	19.47	19.30	19.43	4.5	20.5		
CP-OFDM	QPSK	1	1	22.92	22.58	23.03	22.95	22.99	1.5	23.5	

BW (MHz)	Modulation	Mode	RB Allocation	RB offset	Measured Pwr (dBm)					MPR	Tune-up Limit
					163800	164800	165800	166300	168800		
					819.00 MHz	824 MHz	829.00 MHz	831.50 MHz	844.00 MHz		
10 MHz	DFT-s-OFDM	$\pi/2$ BPSK	1	1	24.60	24.34	24.61	24.61	24.60	0.0	25.0
			1	25	24.68	24.42	24.55	24.55	24.68	0.0	25.0
			1	50	24.67	24.45	24.55	24.55	24.67	0.0	25.0
			25	0	24.00	24.48	23.97	23.97	24.00	0.5	24.5
			25	13	24.60	24.26	24.56	24.56	24.60	0.0	25.0
			25	27	24.07	24.28	23.93	23.93	24.07	0.5	24.5
		QPSK	50	0	24.04	24.27	24.00	24.00	24.04	0.5	24.5
			1	1	24.54	24.34	24.59	24.59	24.54	0.0	25.0
			1	25	24.68	24.34	24.51	24.51	24.59	0.0	25.0
			1	50	24.65	24.34	24.58	24.58	24.59	0.0	25.0
			25	0	23.52	23.50	23.53	23.53	23.52	1.0	24.0
			25	13	24.56	24.10	24.48	24.48	24.56	0.0	25.0
		16QAM	25	27	23.56	23.90	23.46	23.46	23.56	1.0	24.0
			50	0	23.55	23.87	23.52	23.52	23.55	1.0	24.0
64QAM	1	1	23.20	23.19	23.36	23.36	23.20	1.0	24.0		
256QAM	1	1	21.98	21.66	22.00	22.00	21.98	2.5	22.5		
256QAM	1	1	19.33	19.27	19.33	19.33	19.33	4.5	20.5		
CP-OFDM	QPSK	1	1	23.00	22.98	22.99	22.99	23.00	1.5	23.5	
BW (MHz)	Modulation	Mode	RB Allocation	RB offset	Measured Pwr (dBm)					MPR	Tune-up Limit
					163300	164800	165300	166300	169300		
					816.50 MHz	824 MHz	826.50 MHz	831.50 MHz	846.50 MHz		
5 MHz	DFT-s-OFDM	$\pi/2$ BPSK	1	1	24.55	24.30	24.33	24.61	24.66	0.0	25.0
			1	12	24.64	24.44	24.43	24.66	24.69	0.0	25.0
			1	23	24.54	24.37	24.35	24.52	24.63	0.0	25.0
			12	0	24.02	24.44	24.26	23.97	24.04	0.5	24.5
			12	6	24.64	24.40	24.26	24.52	24.70	0.0	25.0
			12	13	24.00	23.78	24.16	24.03	24.09	0.5	24.5
			25	0	24.05	23.80	24.16	23.96	24.03	0.5	24.5
		QPSK	1	1	24.55	24.30	24.17	24.52	24.57	0.0	25.0
			1	12	24.64	24.41	24.17	24.60	24.72	0.0	25.0
			1	23	24.55	24.23	24.17	24.55	24.63	0.0	25.0
			12	0	23.53	23.28	23.18	23.46	23.60	1.0	24.0
			12	6	24.55	24.36	24.19	24.46	24.59	0.0	25.0
			12	13	23.57	23.29	23.18	23.45	23.56	1.0	24.0
		16QAM	25	0	23.51	23.27	23.31	23.47	23.55	1.0	24.0
			1	1	23.32	23.16	23.06	23.35	23.42	1.0	24.0
		64QAM	1	1	22.01	21.98	21.96	22.05	22.14	2.5	22.5
		256QAM	1	1	19.38	19.37	19.23	19.43	19.48	4.5	20.5
		CP-OFDM	QPSK	1	1	23.04	22.88	22.81	23.17	23.23	1.5

## 8.2. PEAK TO AVERAGE RATIO

### Test Procedure

Per KDB 971168 D01 Power Meas License Digital Systems v03r01;

The transmitter output was connected to either CMW500 Test Set or E7515B Test set and configured to operate at maximum power. The PAR were measured on the Spectrum Analyzer.

### Test Spec

In addition, when the transmitter power is measured in terms of average value, the peak-to-average ratio of the power shall not exceed 13 dB.

### NOTE

5G NR: All Waveforms (CP-OFDM vs DFT-s\_OFDM) and modulations ( $\pi/2$  BPSK, QPSK, 16QAM, 64QAM, 256QAM) were investigated to determine the worst case configuration. All modes of operation were investigated and the worst case configuration results are reported in this section.

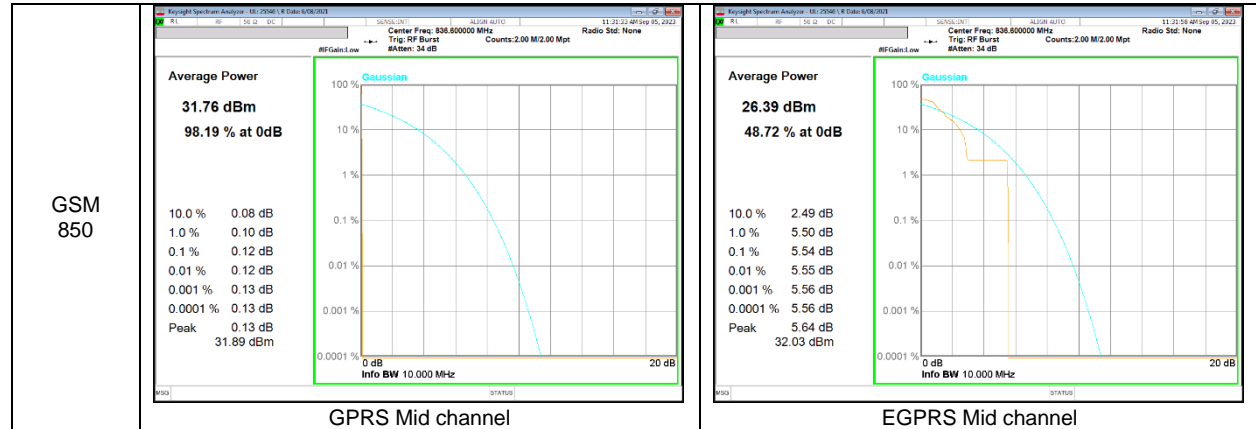
### RESULTS

See the following pages.

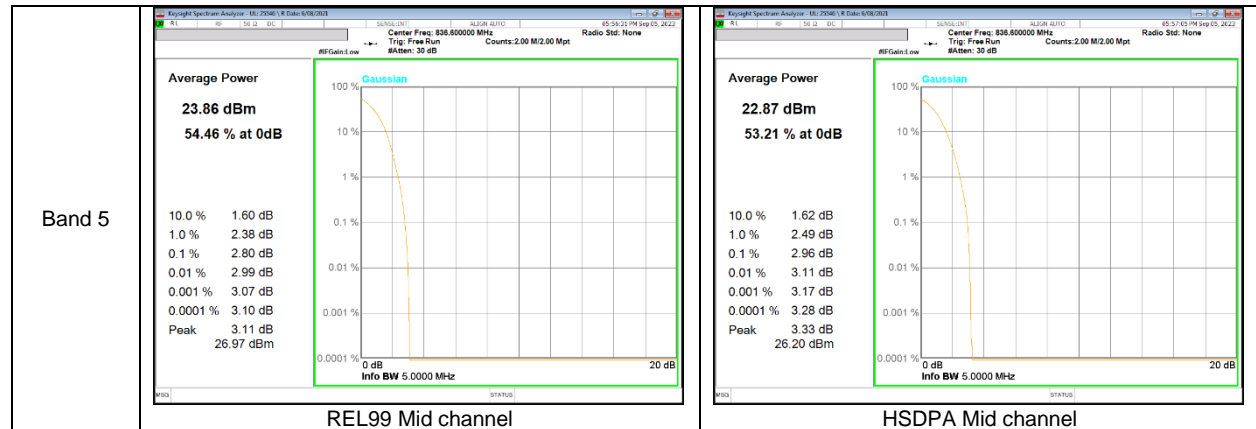


### 8.2.1. CONDUCTED PEAK TO AVERAGE RESULT

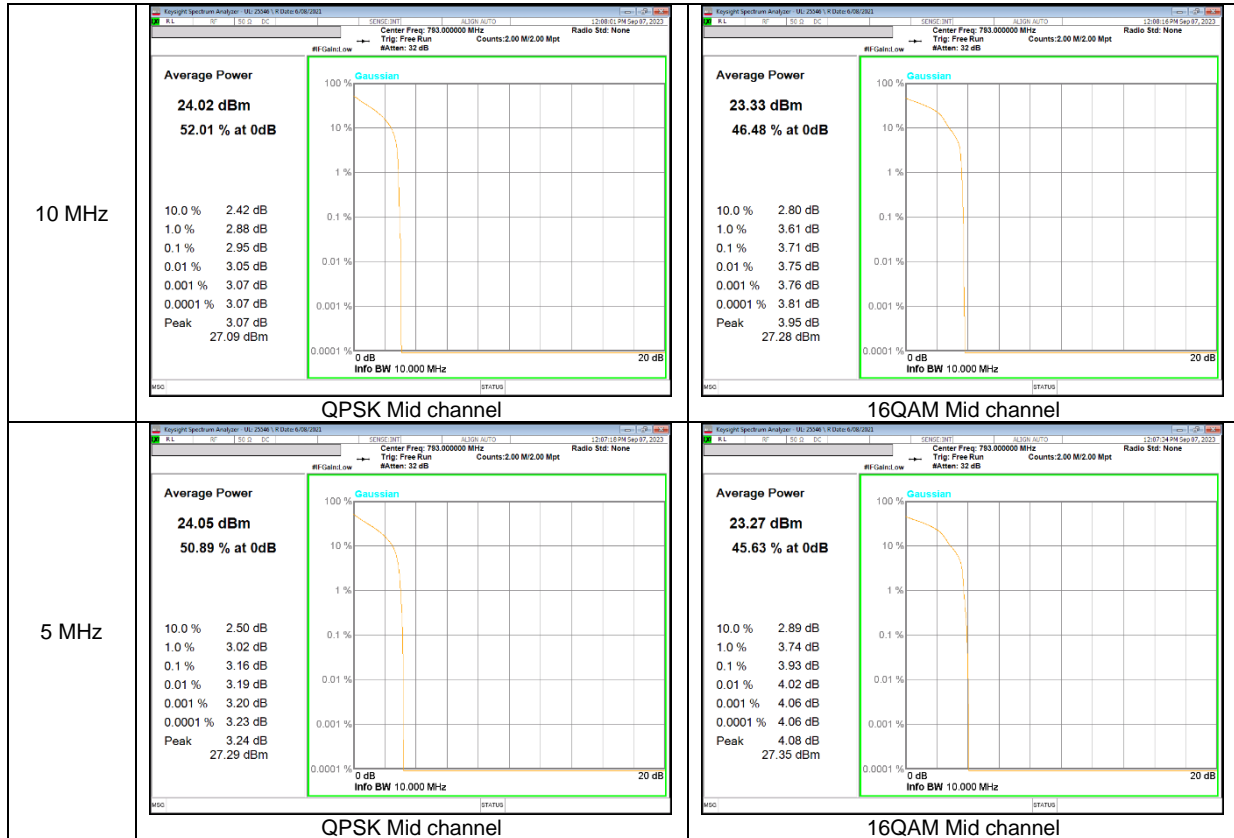
#### GSM



#### WCDMA

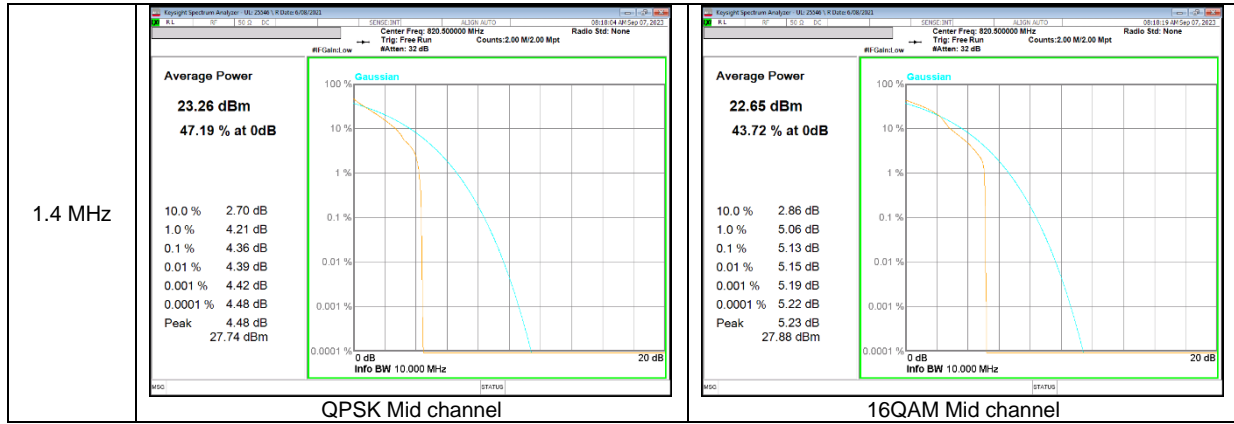


**LTE Band 14**



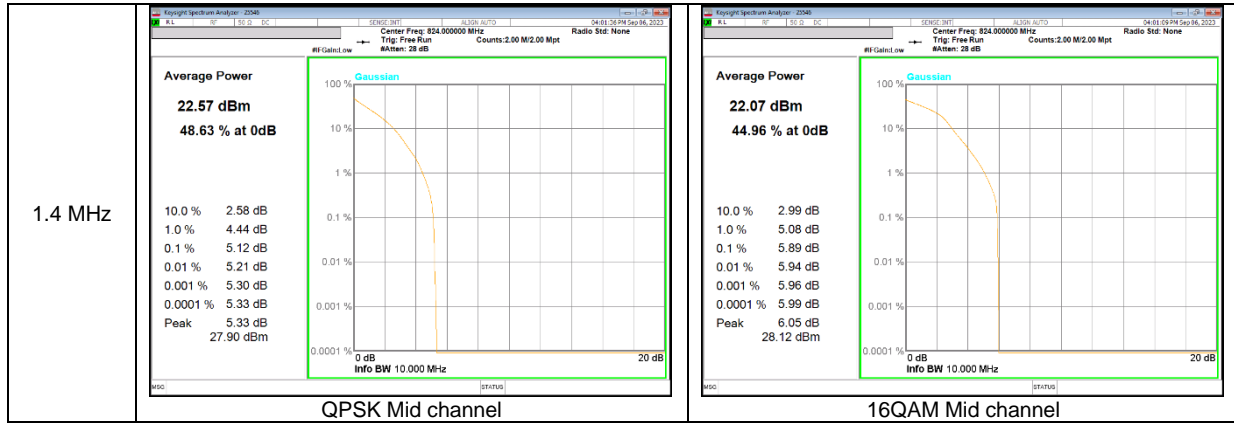
**LTE Band 26 (Part 90)**





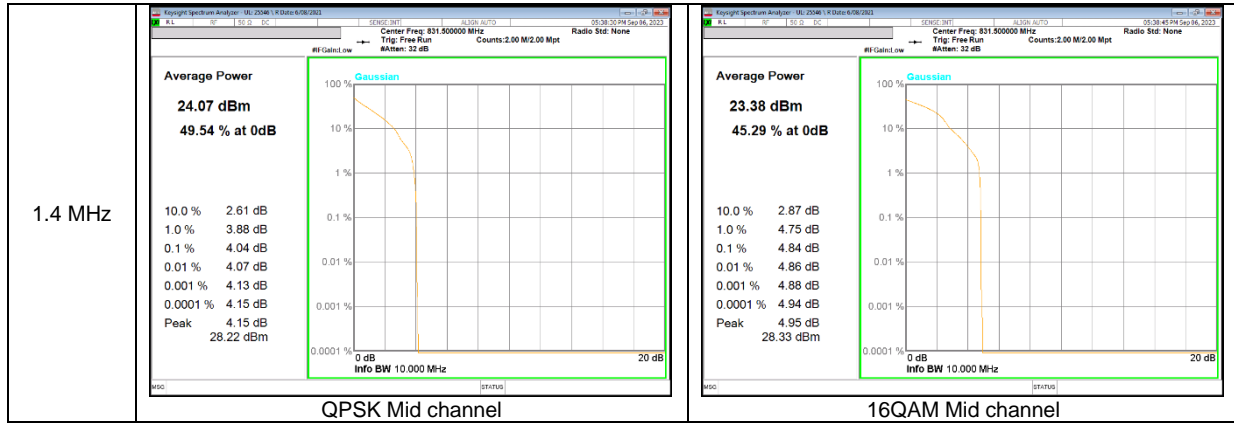
**LTE Band 26 (Straddle)**





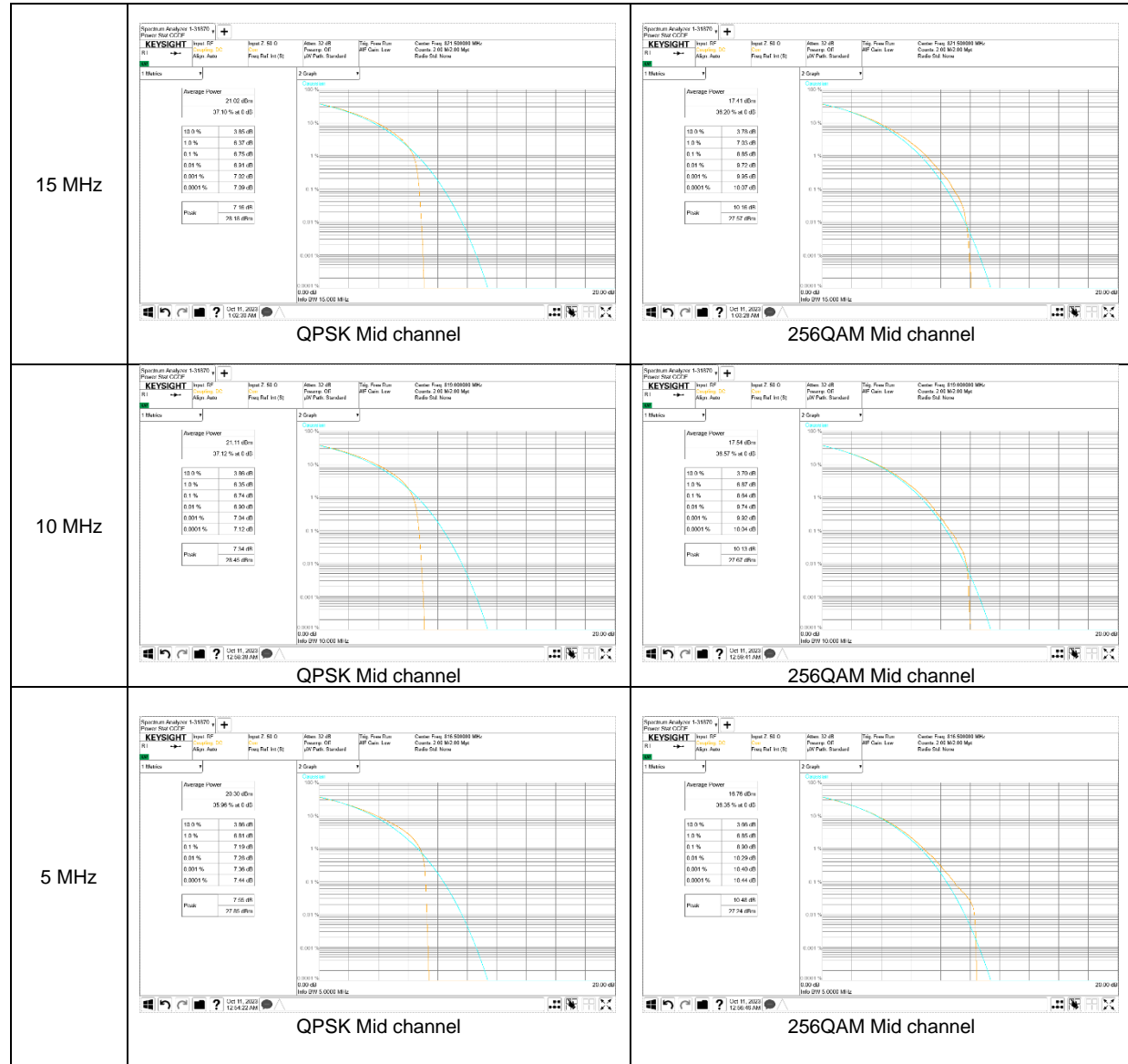
**LTE Band 26 (Part 22)**



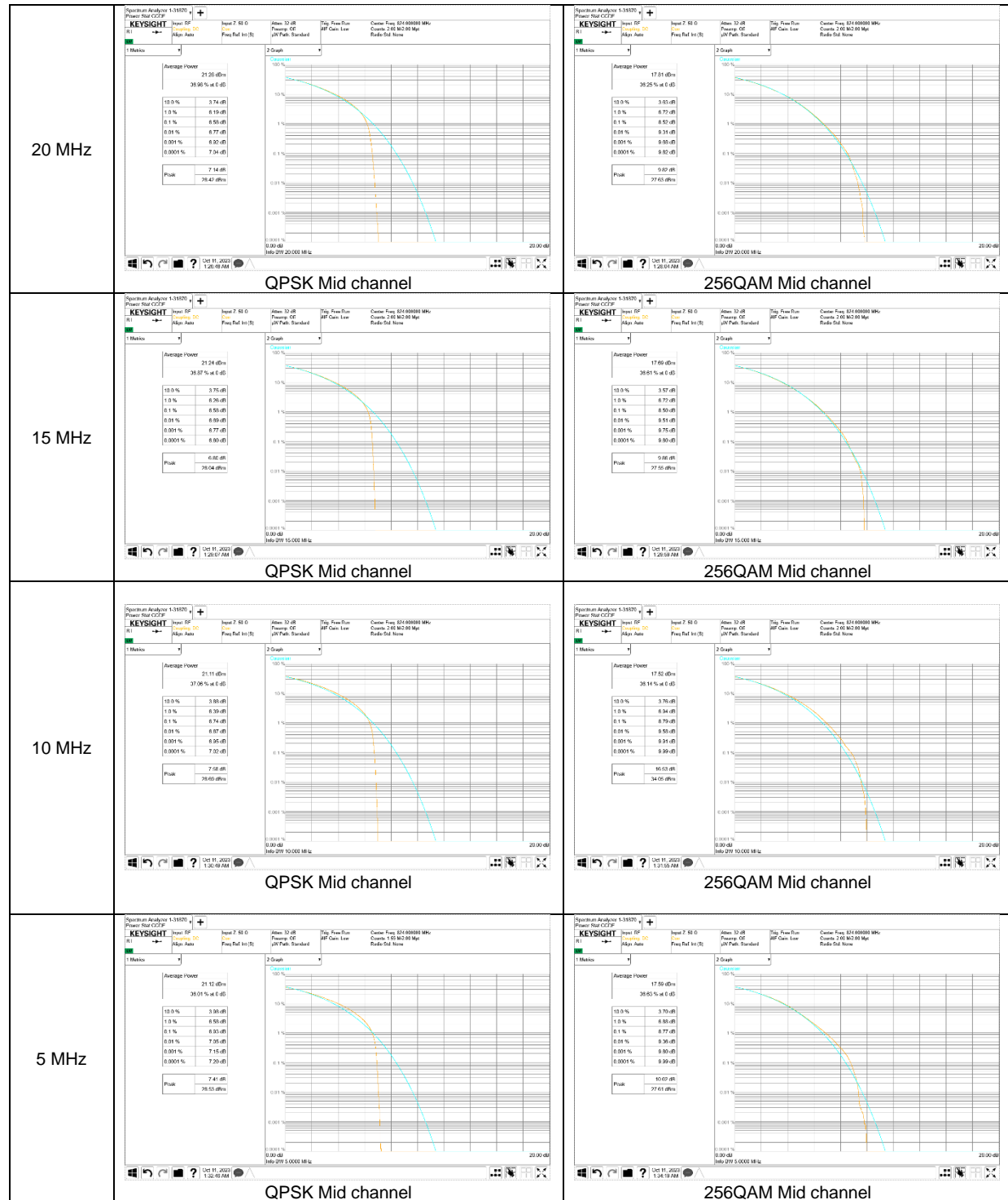




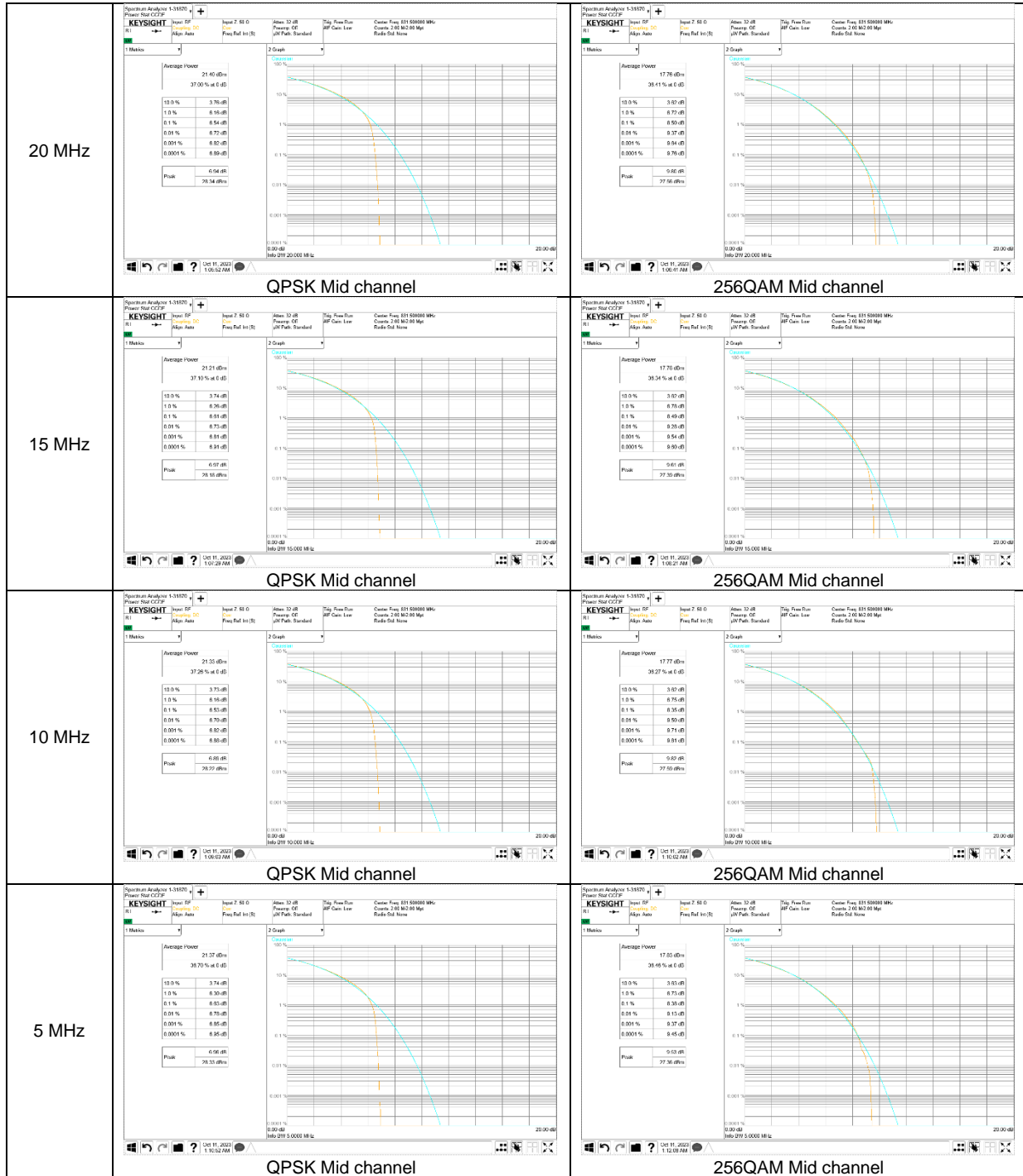
**NR Band n26 (Part 90) CP-OFDM**



**NR Band n26 (Straddle) CP-OFDM**



**NR Band n26 (Part 22) CP-OFDM**



### **8.3. OCCUPIED BANDWIDTH**

#### **RULE PART(S)**

FCC: §2.1049

#### **LIMITS**

For reporting purposes only

#### **TEST PROCEDURE**

The transmitter output was connected to a calibrated coaxial cable and coupler, the other end of which was connected to a spectrum analyzer. The occupied bandwidth was measured with the spectrum analyzer at middle channel in each band. The -26dB bandwidth was also measured and recorded.

(KDB 971168 D01 Power Meas License Digital Systems v03r01)

#### **RESULTS**

See the following pages.

**- GSM**

Band	Modulation	f [MHz]	99% BW (kHz)	-26dB BW (kHz)
850	GPRS	836.6	242.25	313.00
	EGPRS		242.66	309.40

**- WCDMA**

Band	Modulation	f [MHz]	99% BW (MHz)	-26dB BW (MHz)
B5	Rel.99	836.6	4.150	4.716
	HSDPA		4.148	4.710

**- LTE Band 14**

Band	BW	Modulation	f [MHz]	99% BW (MHz)	-26dB BW (MHz)
LTE B14	10M	QPSK	793.0	8.940	9.766
		16QAM		8.975	9.896
	5M	QPSK		4.502	5.061
		16QAM		4.495	5.093

**- LTE Band 26 (Part 90)**

Band	BW	Modulation	f [MHz]	99% BW (MHz)	-26dB BW (MHz)
LTE B26	15M	QPSK	819.0	13.433	14.690
		16QAM		13.443	14.650
	10M	QPSK	819.0	8.984	9.955
		16QAM		8.955	10.010
	5M	QPSK	819.5	4.498	5.123
		16QAM		4.498	5.055
	3M	QPSK	820.5	2.701	3.065
		16QAM		2.705	3.072
	1.4M	QPSK	820.5	1.089	1.302
		16QAM		1.093	1.349

**- LTE Band 26 (Straddle)**

Band	BW	Modulation	f [MHz]	99% BW (MHz)	-26dB BW (MHz)
LTE B26	15M	QPSK	824.0	13.473	14.830
		16QAM		13.472	14.830
	10M	QPSK		8.969	9.711
		16QAM		8.978	9.963
	5M	QPSK		4.492	5.049
		16QAM		4.500	5.173
	3M	QPSK		2.701	3.038
		16QAM		2.695	3.007
	1.4M	QPSK		1.088	1.276
		16QAM		1.088	1.320

**- LTE Band 26 (Part 22)**

Band	BW	Modulation	f [MHz]	99% BW (MHz)	-26dB BW (MHz)
LTE B26	15M	QPSK	836.5	13.440	14.910
		16QAM		13.458	14.920
	10M	QPSK	831.5	8.986	9.916
		16QAM		8.987	10.040
	5M	QPSK	831.5	4.503	5.132
		16QAM		4.508	5.210
	3M	QPSK	831.5	2.701	3.047
		16QAM		2.704	3.024
	1.4M	QPSK	831.5	1.091	1.355
		16QAM		1.090	1.370

**- NR Band n26 (Part 90)**

Band	BW	Modulation	f [MHz]	99% BW (MHz)	-26dB BW (MHz)
NR n26	15M	QPSK	821.5	14.111	15.020
		16QAM		14.102	15.020
	10M	QPSK	819.0	9.285	9.978
		16QAM		9.290	9.945
	5M	QPSK	816.5	4.477	5.231
		16QAM		4.480	5.103

**- NR Band n26 (Straddle)**

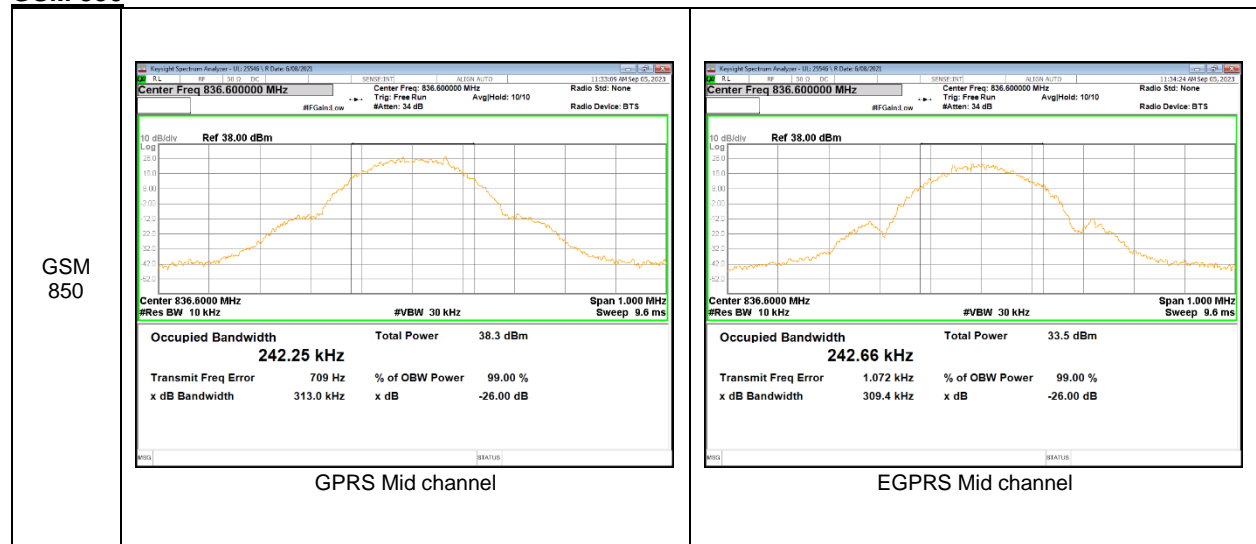
Band	BW	Modulation	f [MHz]	99% BW (MHz)	-26dB BW (MHz)
NR n26	20M	QPSK	824.0	18.915	19.930
		16QAM		18.948	19.750
	15M	QPSK		14.105	15.010
		16QAM		14.153	14.920
	10M	QPSK		9.288	10.120
		16QAM		9.273	10.020
	5M	QPSK		4.482	5.203
		16QAM		4.463	5.151

**- NR Band n26 (Part 22)**

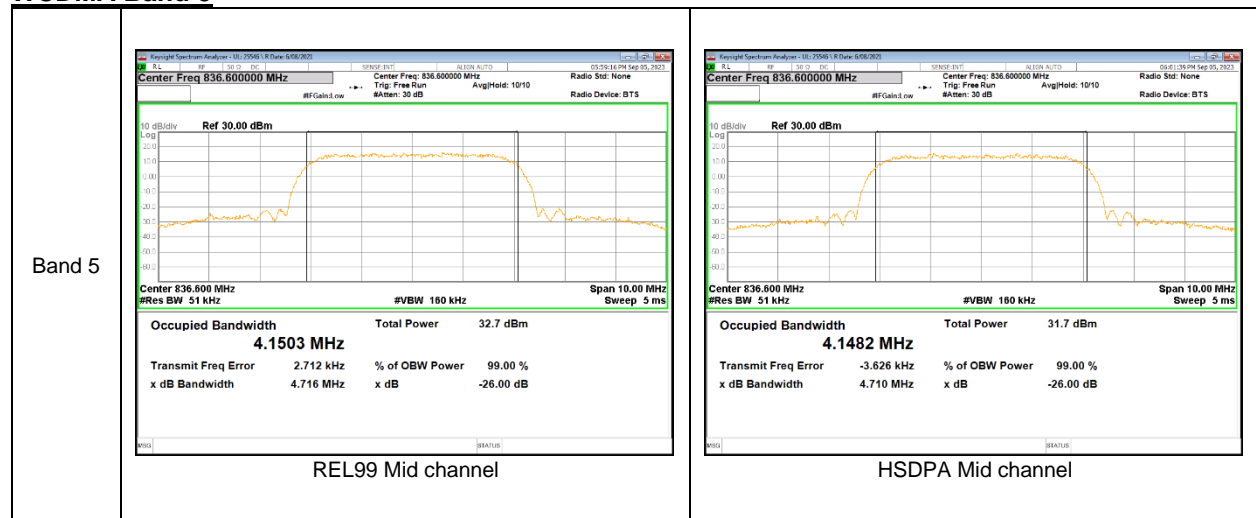
Band	BW	Modulation	f [MHz]	99% BW (MHz)	-26dB BW (MHz)
NR n26	20M	QPSK	831.5	18.925	20.070
		16QAM		18.966	20.140
	15M	QPSK	831.5	14.119	15.130
		16QAM		14.098	14.920
	10M	QPSK	831.5	9.300	10.020
		16QAM		9.282	10.110
	5M	QPSK	831.5	4.496	5.226
		16QAM		4.475	5.135

### 8.3.1. OCCUPIED BANDWIDTH RESULTS

#### GSM 850



#### WCDMA Band 5



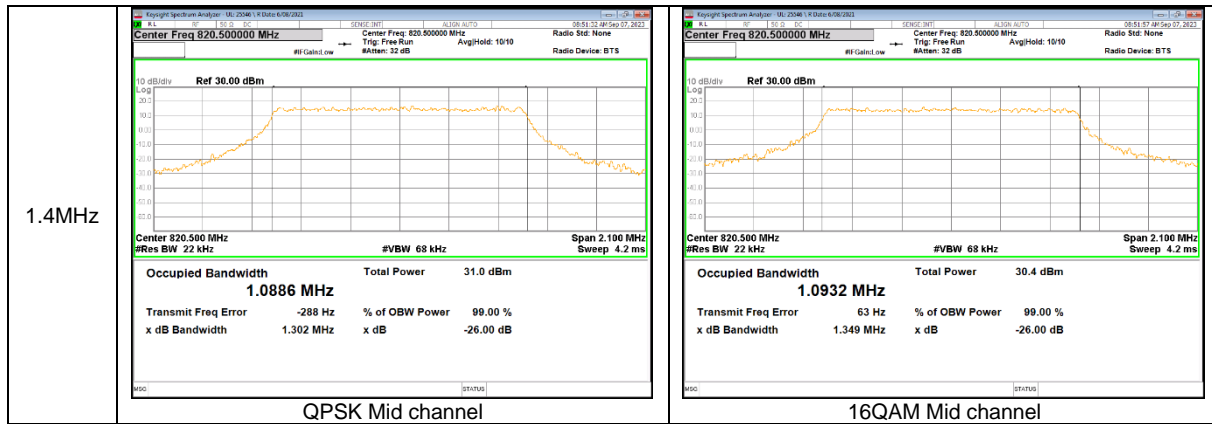


**LTE Band 14**



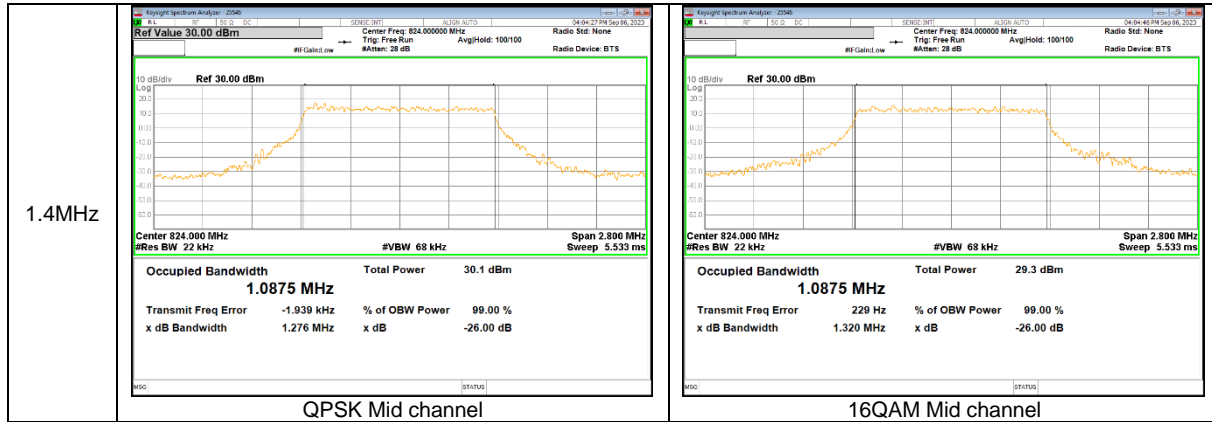
**LTE Band 26 (Part 90)**





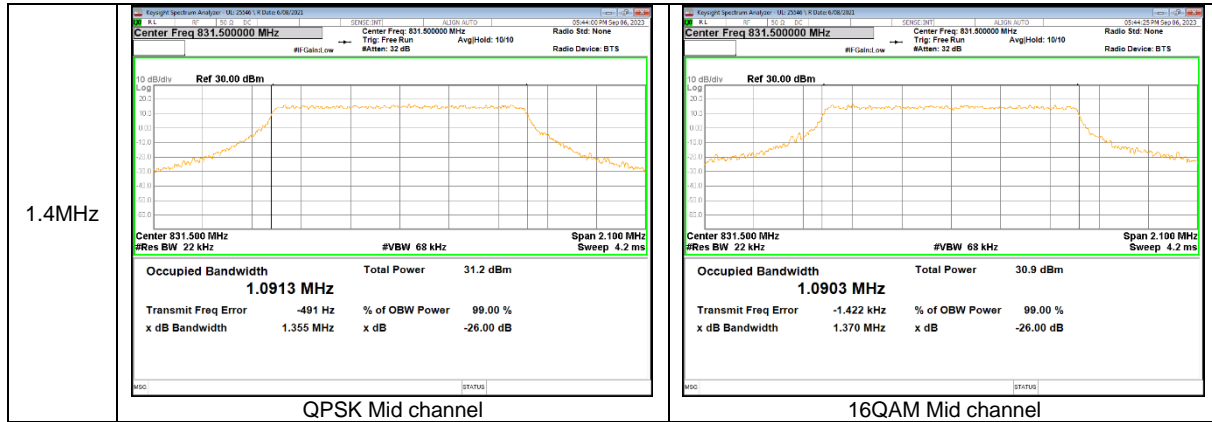
**LTE Band 26 (Straddle)**



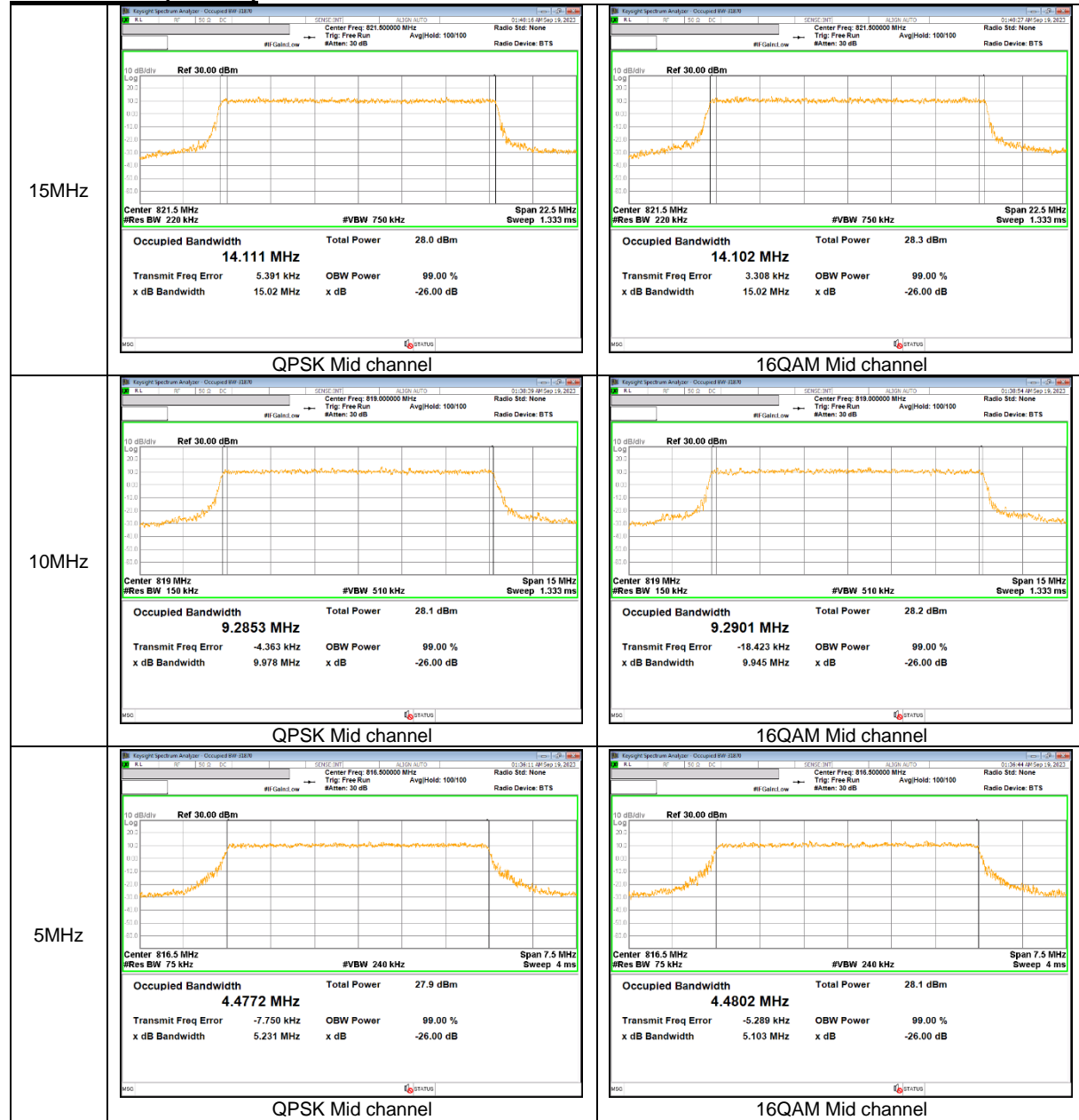


**LTE Band 26 (Part 22)**





**NR Band n26 (Part 90)**





**NR Band n26 (Straddle)**

