

**Calibration Laboratory of
Schmid & Partner
Engineering AG**
Zeughausstrasse 43, 8004 Zurich, Switzerland

Name:	GSM-FDD (TDMA, GMSK)
Group:	GSM
UID:	10021-DAC
PAR: ¹	9.39 dB
MIF: ²	3.63 dB
Standard Reference:	ETSI TS 100 909 V8.9.0 (2005-01) FCC OET KDB 941225, D03 and D04
Category:	Periodic pulsed modulation
Modulation:	GMSK
Frequency Band:	GSM 450 (450.4 - 457.6 MHz) GSM 480 (478.8 - 486.0 MHz) GSM 710 (698.0 - 716.0 MHz) GSM 750 (747.0 - 763.0 MHz) GSM 850 (824.0 - 849.0 MHz) P-GSM 900 (890.0 - 915.0 MHz) E-GSM 900 (880.0 - 915.0 MHz) R-GSM 900 (876.0 - 915.0 MHz) DCS 1800 (1710.0 - 1785.0 MHz) PCS 1900 (1850.0 - 1910.0 MHz) ER-GSM 900 (873.0 - 915.0 MHz) Validation band (0.0 - 6000.0 MHz)
Detailed Specification:	Active Slot: TN0 Data: PN9 continuous Frame: composed out of 8 Slots Multiframe: 26th (IDLE) Frame set blank Slottype & -timing: Normal burst for GMSK
Bandwidth:	0.2 MHz
Integration Time:	120.0 ms

¹ PAR (0.1%) in accordance with FCC KDB 971168, Section 6.0 "Measurement of the Peak-to-Average Power Ratio (PAPR)"

² Modulation Interference Factor (MIF) value valid only in conjunction with advanced probe response linearization calibration for the same communication system (same UID and version).



Complementary Cumulative Distribution Function (CCDF)



Frequency Domain



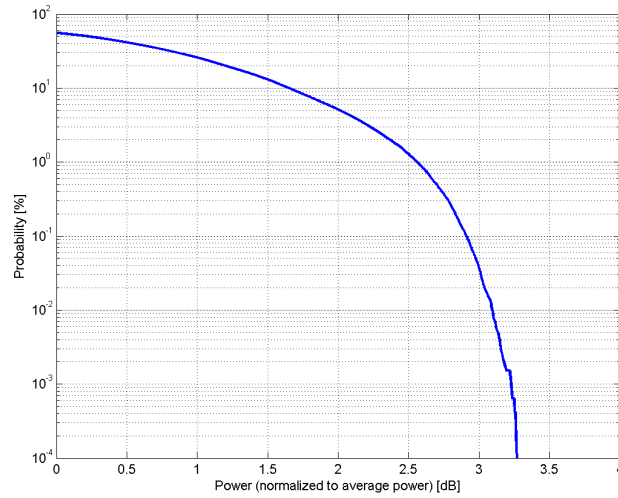
Time Domain

**Calibration Laboratory of
Schmid & Partner
Engineering AG**
Zeughausstrasse 43, 8004 Zurich, Switzerland

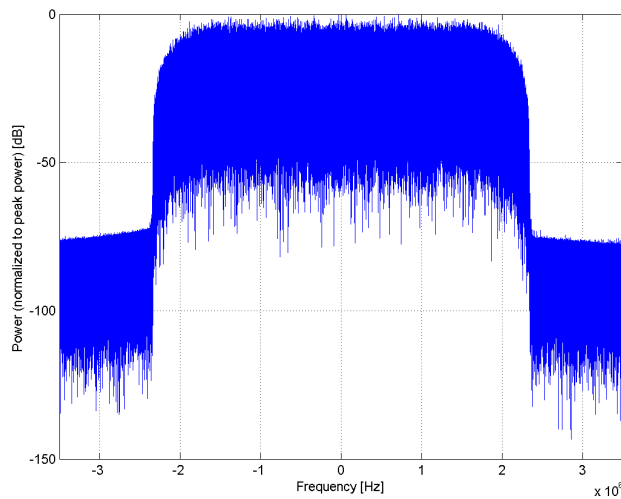
Name:	UMTS-FDD (WCDMA)
Group:	WCDMA
UID:	10011-CAC
PAR: ¹	2.91 dB
MIF: ²	-27.23 dB
Standard Reference:	3GPP TS 25.141 Annex A FCC OET KDB 941225 D01 SAR test for 3G devices v02
Category:	Random amplitude modulation
Modulation:	QPSK
Frequency Band:	Band 1 (1920.0 - 1980.0 MHz) Band 2 (1850.0 - 1910.0 MHz) Band 3 (1710.0 - 1785.0 MHz) Band 4 (1710.0 - 1755.0 MHz) Band 5 (824.0 - 849.0 MHz) Band 6 (830.0 - 840.0 MHz) Band 7 (2500.0 - 2570.0 MHz) Band 8 (880.0 - 915.0 MHz) Band 9 (1749.9 - 1784.9 MHz) Band 10 (1710.0 - 1770.0 MHz) Band 11 (1427.9 - 1452.9 MHz) Band 12 (698.0 - 716.0 MHz) Band 13 (777.0 - 787.0 MHz) Band 14 (788.0 - 798.0 MHz) Band 19 (830.0 - 845.0 MHz) Band 20 (832.0 - 862.0 MHz) Band 21 (1447.9 - 1462.9 MHz) Band 22 (3410.0 - 3490.0 MHz) Band 25 (1850.0 - 1915.0 MHz) Band 26 (814.0 - 849.0 MHz) Validation band (0.0 - 6000.0 MHz)
Detailed Specification:	Dedicated Channel Type: RMC Bitrate: 12.2 kbps DPDCH: 60 kbps DPCCH: 15 kbps DPCCH/DPDCH power ratio: -5.46 dB
Bandwidth:	5.0 MHz
Integration Time:	100.0 ms

¹ PAR (0.1%) in accordance with FCC KDB 971168, Section 6.0 "Measurement of the Peak-to-Average Power Ratio (PAPR)"

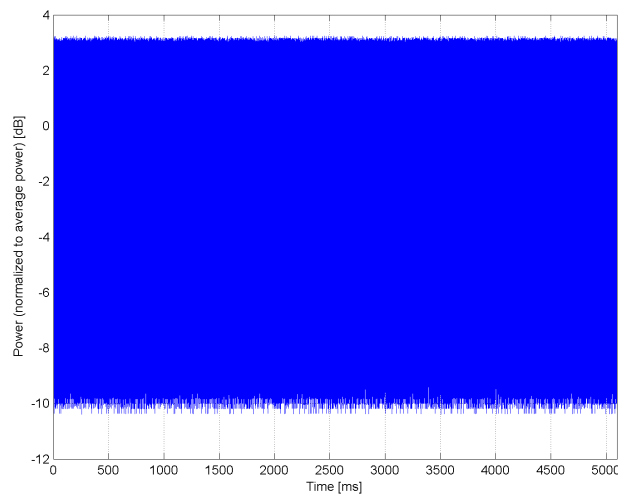
² Modulation Interference Factor (MIF) value valid only in conjunction with advanced probe response linearization calibration for the same communication system (same UID and version).



Complementary Cumulative Distribution Function (CCDF)



Frequency Domain



Time Domain

**Calibration Laboratory of
Schmid & Partner
Engineering AG**
Zeughausstrasse 43, 8004 Zurich, Switzerland

Name: **LTE-FDD (SC-FDMA, 1 RB, 20 MHz, 16-QAM)**

Group: LTE-FDD
UID: 10170-CAF

PAR: ¹ **6.52 dB**
MIF: ² **-9.76 dB**

Standard Reference: 3GPP / ETSI TS 136.101 V8.4.0
3GPP / ETSI TS 136.213 V8.4.0
FCC OET KDB 941225 D05 SAR for LTE Devices v01

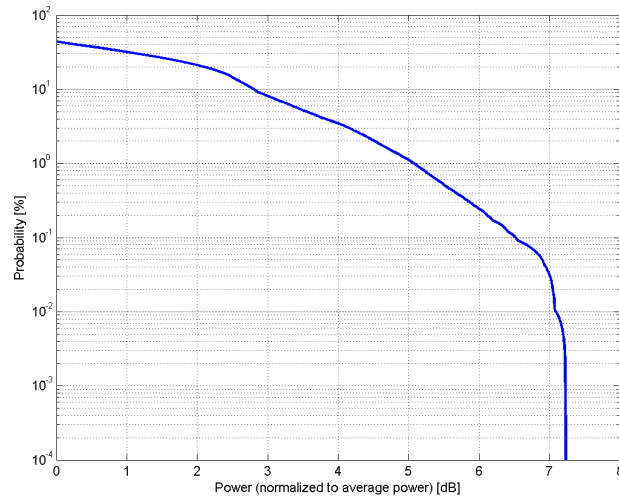
Category: Random amplitude modulation
Modulation: 16-QAM
Frequency Band: Band 1 (1920.0 - 1980.0 MHz)
Band 2 (1850.0 - 1910.0 MHz)
Band 3 (1710.0 - 1785.0 MHz)
Band 4 (1710.0 - 1755.0 MHz)
Band 7 (2500.0 - 2570.0 MHz)
Band 9 (1749.9 - 1784.9 MHz)
Band 10 (1710.0 - 1770.0 MHz)
Band 20 (832.0 - 862.0 MHz)
Band 22 (3410.0 - 3490.0 MHz)
Band 23 (2000.0 - 2020.0 MHz)
Band 25 (1850.0 - 1915.0 MHz)
Band 28 (703.0 - 748.0 MHz)
Band 65 (1920.0 - 2010.0 MHz)
Band 66 (1710.0 - 1780.0 MHz)
Band 70 (1695.0 - 1710.0 MHz)
Band 71 (663.0 - 698.0 MHz)
Band 74 (1427.0 - 1470.0 MHz)
Validation band (0.0 - 6000.0 MHz)

Detailed Specification: Modulation Scheme: SC-FDMA
Number of PUSCHs: 1
Settings for Subframe #0 to #9:
Modulation Scheme: 16QAM
Data Type: UL-SCH
Number RB: 1
Transport Block Size: 256
TBS Index: 14
MCS Index: 15
Data Type: PN9

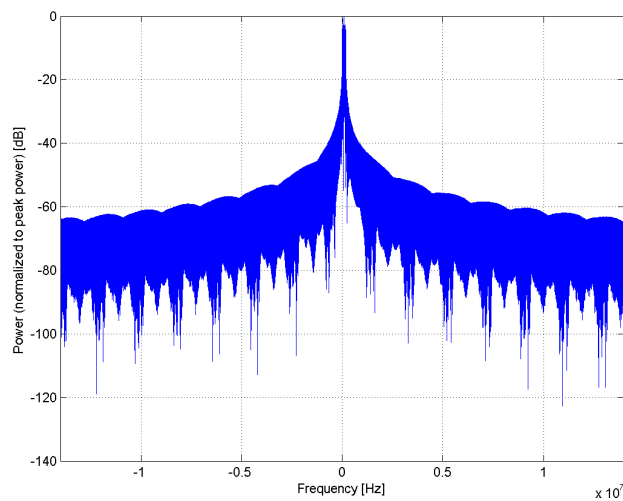
Bandwidth: 20.0 MHz
Integration Time: 10.0 ms

¹ PAR (0.1%) in accordance with FCC KDB 971168, Section 6.0 "Measurement of the Peak-to-Average Power Ratio (PAPR)"

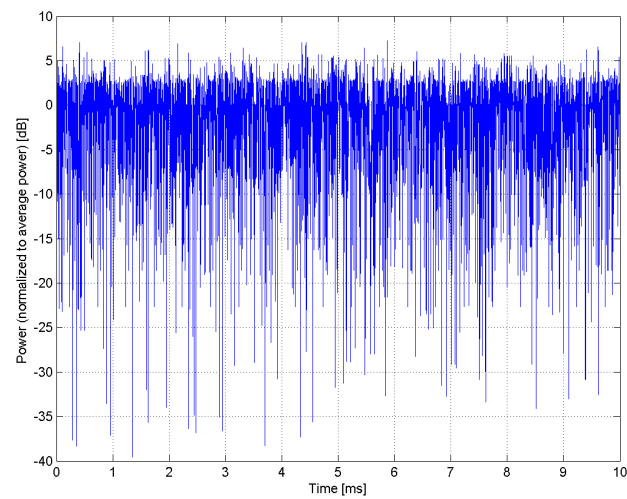
² Modulation Interference Factor (MIF) value valid only in conjunction with advanced probe response linearization calibration for the same communication system (same UID and version).



Complementary Cumulative Distribution Function (CCDF)



Frequency Domain



Time Domain

**Calibration Laboratory of
Schmid & Partner
Engineering AG**
Zeughausstrasse 43, 8004 Zurich, Switzerland

Name: **LTE-FDD (SC-FDMA, 1 RB, 15 MHz, 16-QAM)**

Group: LTE-FDD
UID: 10182-CAF

PAR: ¹ **6.52 dB**
MIF: ² **-9.76 dB**

Standard Reference: 3GPP / ETSI TS 136.101 V8.4.0
3GPP / ETSI TS 136.213 V8.4.0
FCC OET KDB 941225 D05 SAR for LTE Devices v01

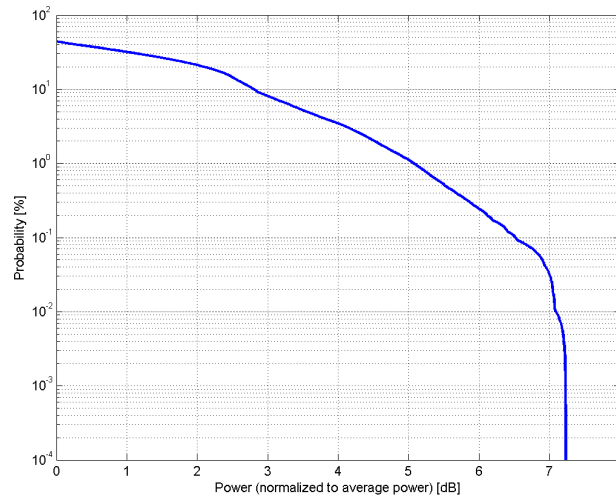
Category: Random amplitude modulation
Modulation: 16-QAM
Frequency Band: Band 1 (1920.0 - 1980.0 MHz)
Band 2 (1850.0 - 1910.0 MHz)
Band 3 (1710.0 - 1785.0 MHz)
Band 4 (1710.0 - 1755.0 MHz)
Band 7 (2500.0 - 2570.0 MHz)
Band 9 (1749.9 - 1784.9 MHz)
Band 10 (1710.0 - 1770.0 MHz)
Band 18 (815.0 - 830.0 MHz)
Band 19 (830.0 - 845.0 MHz)
Band 20 (832.0 - 862.0 MHz)
Band 21 (1447.9 - 1462.9 MHz)
Band 22 (3410.0 - 3490.0 MHz)
Band 23 (2000.0 - 2020.0 MHz)
Band 25 (1850.0 - 1915.0 MHz)
Band 26 (814.0 - 849.0 MHz)
Band 28 (703.0 - 748.0 MHz)
Band 65 (1920.0 - 2010.0 MHz)
Band 66 (1710.0 - 1780.0 MHz)
Band 68 (698.0 - 728.0 MHz)
Band 70 (1695.0 - 1710.0 MHz)
Band 71 (663.0 - 698.0 MHz)
Band 74 (1427.0 - 1470.0 MHz)
Validation band (0.0 - 6000.0 MHz)

Detailed Specification: Modulation Scheme: SC-FDMA
Number of PUSCHs: 1
Settings for Subframe #0 to #9:
Modulation Scheme: 16QAM
Data Type: UL-SCH
Number RB: 1
Transport Block Size: 256
TBS Index: 14
MCS Index: 15
Data Type: PN9

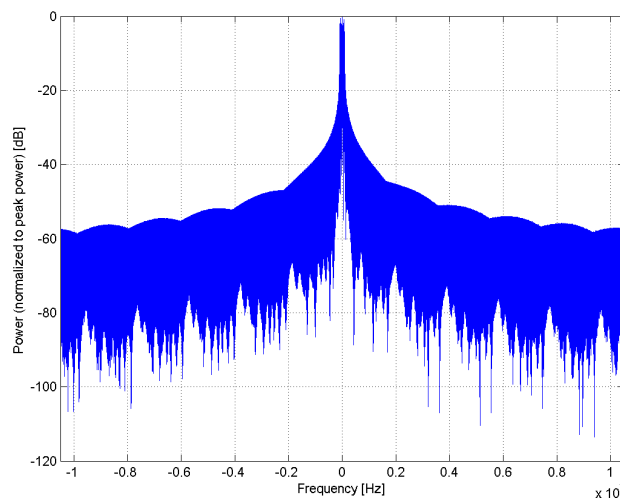
Bandwidth: 15.0 MHz
Integration Time: 10.0 ms

¹ PAR (0.1%) in accordance with FCC KDB 971168, Section 6.0 "Measurement of the Peak-to-Average Power Ratio (PAPR)"

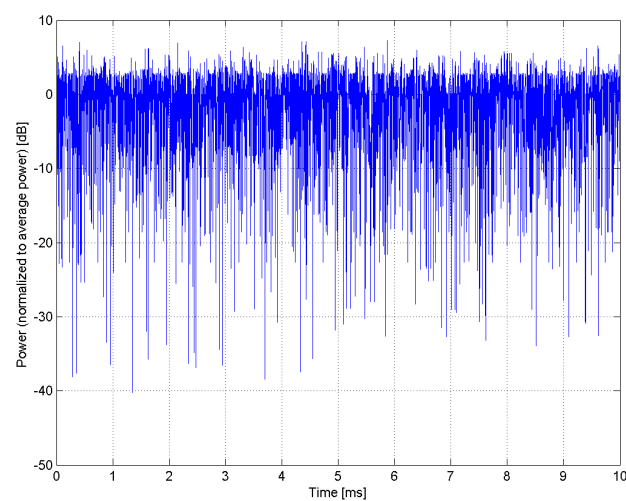
² Modulation Interference Factor (MIF) value valid only in conjunction with advanced probe response linearization calibration for the same communication system (same UID and version).



Complementary Cumulative Distribution Function (CCDF)



Frequency Domain



Time Domain

**Calibration Laboratory of
Schmid & Partner
Engineering AG**
Zeughausstrasse 43, 8004 Zurich, Switzerland

Name: **LTE-FDD (SC-FDMA, 1 RB, 10 MHz, 16-QAM)**

Group: LTE-FDD
UID: 10176-CAH

PAR: ¹ **6.52 dB**
MIF: ² **-9.76 dB**

Standard Reference: 3GPP / ETSI TS 136.101 V8.4.0
3GPP / ETSI TS 136.213 V8.4.0
FCC OET KDB 941225 D05 SAR for LTE Devices v01

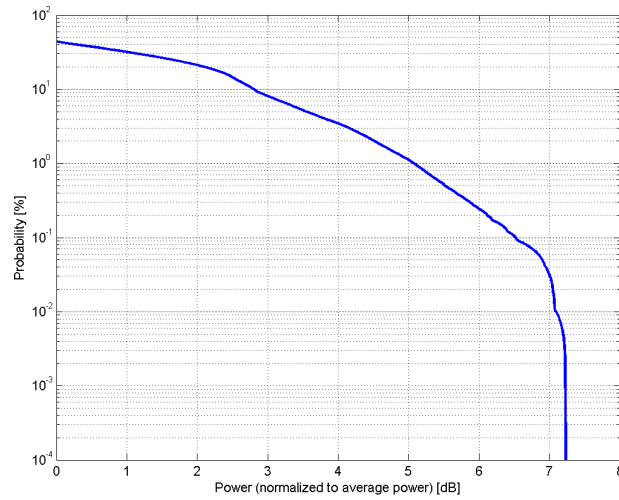
Category: Random amplitude modulation
Modulation: 16-QAM
Frequency Band: Band 1 (1920.0 - 1980.0 MHz)
Band 2 (1850.0 - 1910.0 MHz)
Band 3 (1710.0 - 1785.0 MHz)
Band 4 (1710.0 - 1755.0 MHz)
Band 5 (824.0 - 849.0 MHz)
Band 6 (830.0 - 840.0 MHz)
Band 7 (2500.0 - 2570.0 MHz)
Band 8 (880.0 - 915.0 MHz)
Band 9 (1749.9 - 1784.9 MHz)
Band 10 (1710.0 - 1770.0 MHz)
Band 11 (1427.9 - 1447.9 MHz)
Band 12 (699.0 - 716.0 MHz)
Band 13 (777.0 - 787.0 MHz)
Band 14 (788.0 - 798.0 MHz)
Band 17 (704.0 - 716.0 MHz)
Band 18 (815.0 - 830.0 MHz)
Band 19 (830.0 - 845.0 MHz)
Band 20 (832.0 - 862.0 MHz)
Band 21 (1447.9 - 1462.9 MHz)
Band 22 (3410.0 - 3490.0 MHz)
Band 23 (2000.0 - 2020.0 MHz)
Band 24 (1626.5 - 1660.5 MHz)
Band 25 (1850.0 - 1915.0 MHz)
Band 26 (814.0 - 849.0 MHz)
Band 27 (807.0 - 824.0 MHz)
Band 28 (703.0 - 748.0 MHz)
Band 30 (2305.0 - 2315.0 MHz)
Band 65 (1920.0 - 2010.0 MHz)
Band 66 (1710.0 - 1780.0 MHz)
Band 68 (698.0 - 728.0 MHz)
Band 70 (1695.0 - 1710.0 MHz)
Band 71 (663.0 - 698.0 MHz)
Band 74 (1427.0 - 1470.0 MHz)
Band 85 (698.0 - 716.0 MHz)
Validation band (0.0 - 6000.0 MHz)

Detailed Specification: Modulation Scheme: SC-FDMA
Number of PUSCHs: 1
Settings for Subframe #0 to #9:
Modulation Scheme: QPSK
Data Type: UL-SCH
Number RB: 1
Transport Block Size: 256
TBS Index: 14
MCS Index: 15
Data Type: PN9

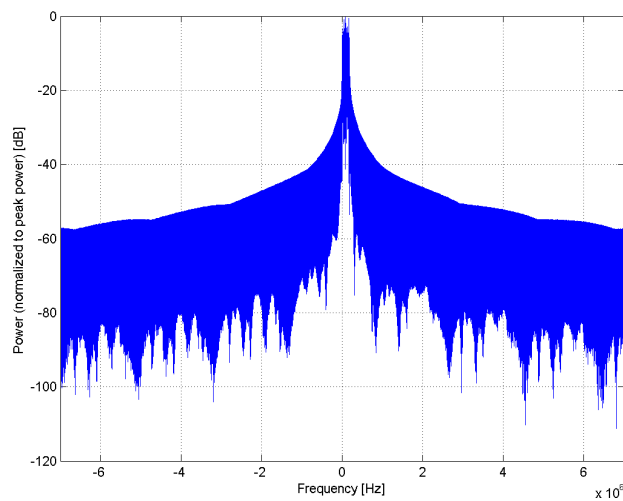
Bandwidth: 10.0 MHz
Integration Time: 10.0 ms

¹ PAR (0.1%) in accordance with FCC KDB 971168, Section 6.0 "Measurement of the Peak-to-Average Power Ratio (PAPR)"

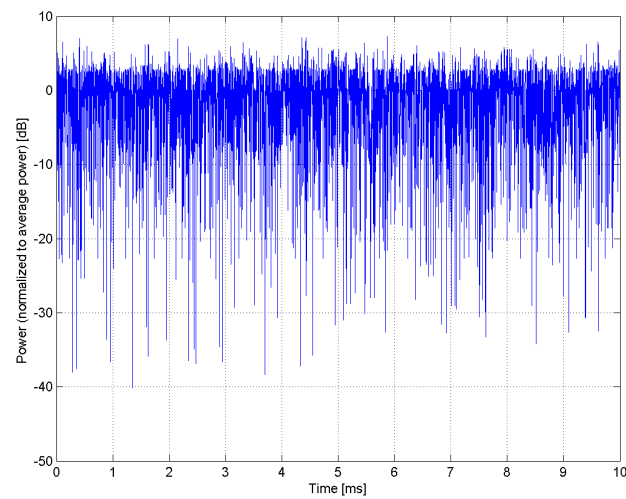
² Modulation Interference Factor (MIF) value valid only in conjunction with advanced probe response linearization calibration for the same communication system (same UID and version).



Complementary Cumulative Distribution Function (CCDF)



Frequency Domain



Time Domain

**Calibration Laboratory of
Schmid & Partner
Engineering AG**
Zeughausstrasse 43, 8004 Zurich, Switzerland

Name: **LTE-TDD (SC-FDMA, 1 RB, 20 MHz, 16-QAM)**

Group: LTE-TDD
UID: 10173-CAH

PAR: ¹ **9.48 dB**
MIF: ² **-1.44 dB**

Standard Reference: 3GPP / ETSI TS 136.101 V8.4.0
3GPP / ETSI TS 136.213 V8.4.0
FCC OET KDB 941225 D05 SAR for LTE Devices v02

Category: Random amplitude modulation
Modulation: 16-QAM
Frequency Band: Band 33 (1900.0 - 1920.0 MHz)
Band 35 (1850.0 - 1910.0 MHz)
Band 36 (1930.0 - 1990.0 MHz)
Band 37 (1910.0 - 1930.0 MHz)
Band 38 (2570.0 - 2620.0 MHz)
Band 39 (1880.0 - 1920.0 MHz)
Band 40 (2300.0 - 2400.0 MHz)
Band 41 (2496.0 - 2690.0 MHz)
Band 42 (3400.0 - 3600.0 MHz)
Band 43 (3600.0 - 3800.0 MHz)
Band 44 (703.0 - 803.0 MHz)
Band 45 (1447.0 - 1467.0 MHz)
Band 46 (5150.0 - 5925.0 MHz)
Band 47 (5855.0 - 5925.0 MHz)
Band 48 (3550.0 - 3700.0 MHz)
Band 49 (3550.0 - 3700.0 MHz)
Band 50 (1432.0 - 1517.0 MHz)
Band 52 (3300.0 - 3400.0 MHz)
Validation band (0.0 - 6000.0 MHz)

Detailed Specification: Modulation Scheme: SC-FDMA
Uplink-downlink configuration: 1
Special Subframe configuration: 4
Number of Frames: 1
Settings for UL Subframe 2,3,7,8:
Number of PUSCHs: 1
Modulation Scheme: 16QAM
Allocated RB: 1
Start Number of RB: 50
Data Type: PN9fix

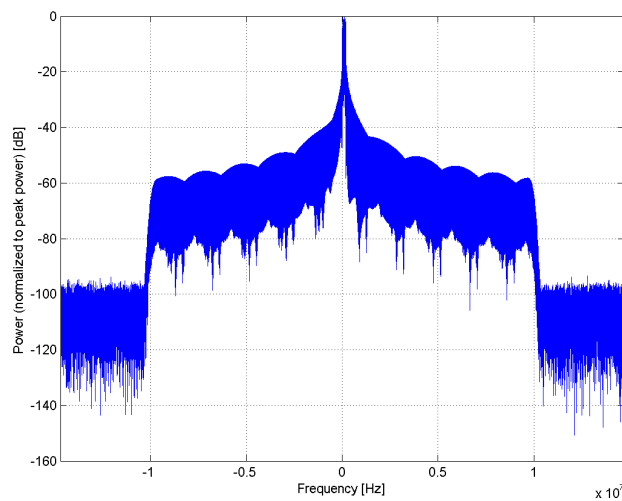
Bandwidth: 20.0 MHz
Integration Time: 6.0 ms

¹ PAR (0.1%) in accordance with FCC KDB 971168, Section 6.0 "Measurement of the Peak-to-Average Power Ratio (PAPR)"

² Modulation Interference Factor (MIF) value valid only in conjunction with advanced probe response linearization calibration for the same communication system (same UID and version).



Complementary Cumulative Distribution Function (CCDF)



Frequency Domain



Time Domain

**Calibration Laboratory of
Schmid & Partner
Engineering AG**
Zeughausstrasse 43, 8004 Zurich, Switzerland

Name: **5G NR (DFT-s-OFDM, 1 RB, 40 MHz, QPSK, 15 kHz)**

Group: 5G NR FR1 FDD
UID: 10934-AAC

PAR: ¹ **5.51 dB**
MIF: ² **-15.07 dB**

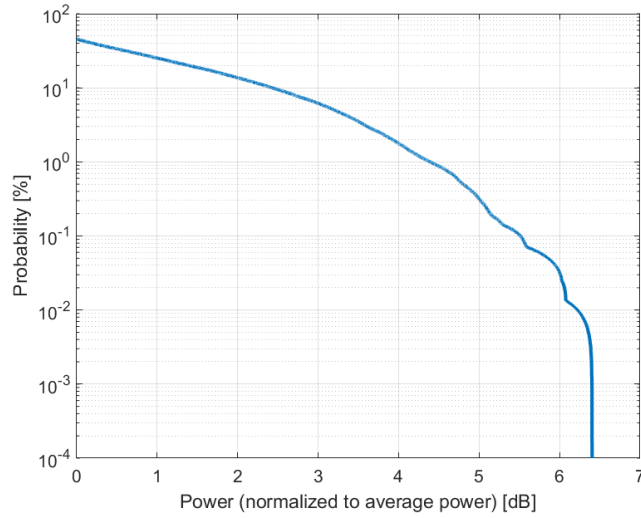
Standard Reference: SPEAG
Category: Random amplitude modulation
Modulation: QPSK
Frequency Band: Band n25 (1850 - 1915 MHz)
Band n66 (1710 - 1780 MHz)
Band n1 (1920 - 1980 MHz)
Band n3 (1710 - 1785 MHz)
Band n7 (2500 - 2570 MHz)
Band n86 (1710 - 1780 MHz)
Band n97 (2300 - 2400 MHz)
Band n98 (1880 - 1920 MHz)
Validation band (0.0 - 6000.0 MHz)

Detailed Specification: Multiplexing Scheme: DFT-s-OFDM
Modulation Scheme: QPSK
Subcarrier Spacing: 15 kHz
Number RBs: 1
Data Type: PN9

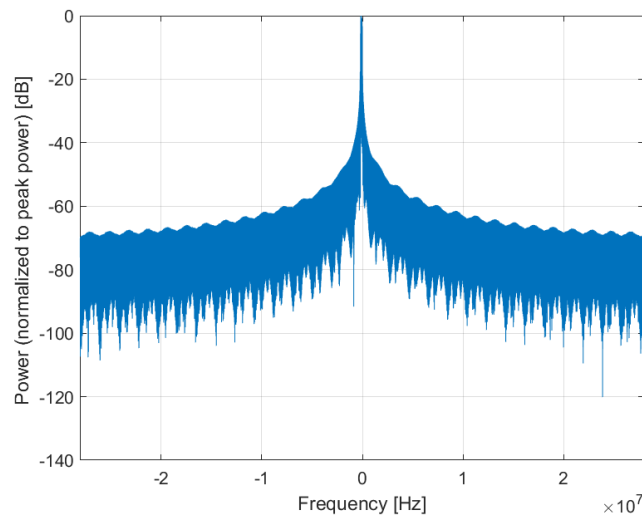
Bandwidth: 40.0 MHz
Integration Time: 10.0 ms

¹ PAR (0.1%) in accordance with FCC KDB 971168, Section 6.0 "Measurement of the Peak-to-Average Power Ratio (PAPR)"

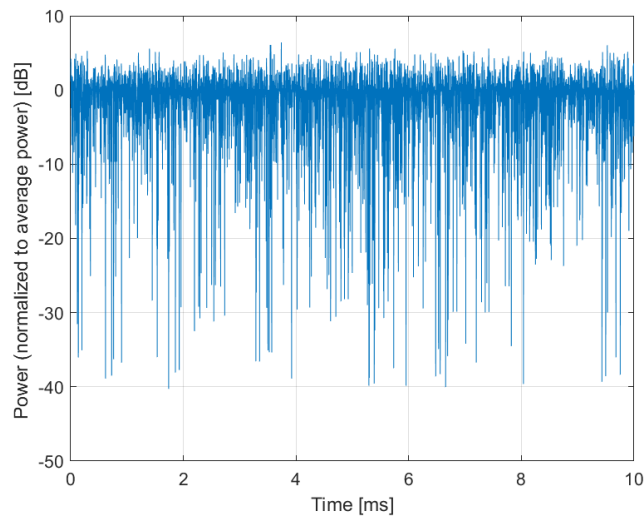
² Modulation Interference Factor (MIF) value valid only in conjunction with advanced probe response linearization calibration for the same communication system (same UID and version).



Complementary Cumulative Distribution Function (CCDF)



Frequency Domain



Time Domain

**Calibration Laboratory of
Schmid & Partner
Engineering AG**
Zeughausstrasse 43, 8004 Zurich, Switzerland

Name: **5G NR (DFT-s-OFDM, 1 RB, 20 MHz, QPSK, 15 kHz)**

Group: 5G NR FR1 FDD
UID: 10931-AAC

PAR: ¹ **5.51 dB**
MIF: ² **-15.06 dB**

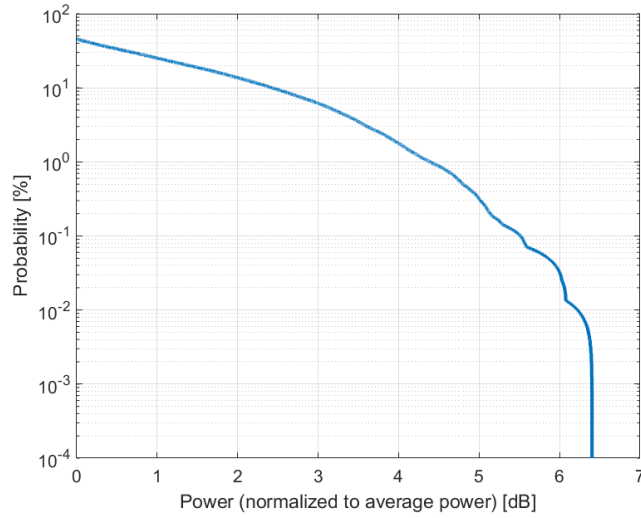
Standard Reference: SPEAG
Category: Random amplitude modulation
Modulation: QPSK
Frequency Band: Band n2 (1850 - 1910 MHz)
Band n5 (824 - 849 MHz)
Band n25 (1850 - 1915 MHz)
Band n66 (1710 - 1780 MHz)
Band n71 (663 - 698 MHz)
Band n1 (1920 - 1980 MHz)
Band n3 (1710 - 1785 MHz)
Band n7 (2500 - 2570 MHz)
Band n8 (880 - 915 MHz)
Band n20 (832 - 862 MHz)
Band n26 (814 - 849 MHz)
Band n28 (703 - 748 MHz)
Band n65 (1920 - 2010 MHz)
Band n74 (1427 - 1470 MHz)
Band n92 (832 - 862 MHz)
Band n94 (880 - 915 MHz)
Band n80 (1710 - 1785 MHz)
Band n81 (880 - 915 MHz)
Band n82 (832 - 862 MHz)
Band n83 (703 - 748 MHz)
Band n84 (1920 - 1980 MHz)
Band n86 (1710 - 1780 MHz)
Band n89 (824 - 849 MHz)
Band n97 (2300 - 2400 MHz)
Band n98 (1880 - 1920 MHz)
Validation band (0.0 - 6000.0 MHz)

Detailed Specification: Multiplexing Scheme: DFT-s-OFDM
Modulation Scheme: QPSK
Subcarrier Spacing: 15 kHz
Number RBs: 1
Data Type: PN9

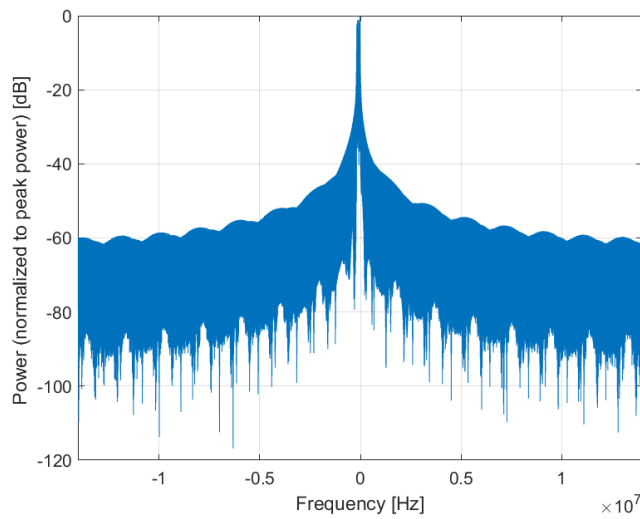
Bandwidth: 20.0 MHz
Integration Time: 10.0 ms

¹ PAR (0.1%) in accordance with FCC KDB 971168, Section 6.0 "Measurement of the Peak-to-Average Power Ratio (PAPR)"

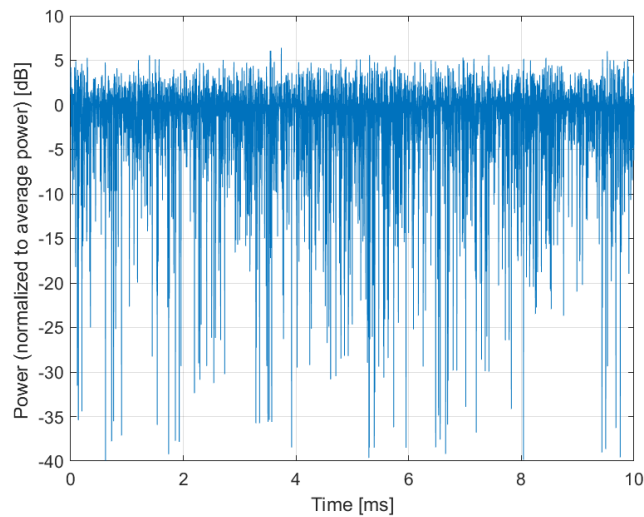
² Modulation Interference Factor (MIF) value valid only in conjunction with advanced probe response linearization calibration for the same communication system (same UID and version).



Complementary Cumulative Distribution Function (CCDF)



Frequency Domain



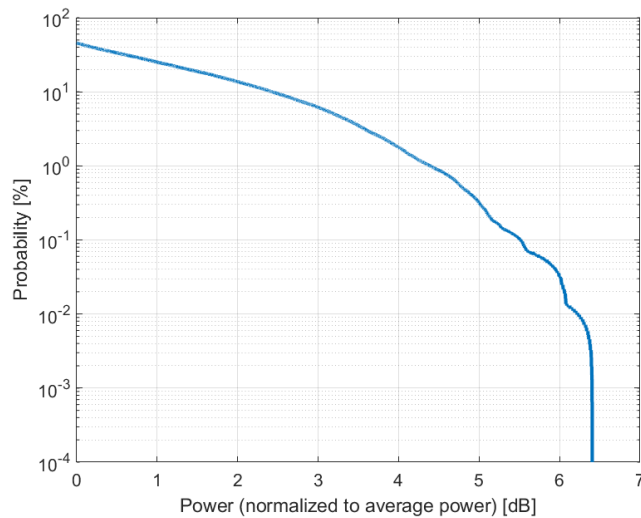
Time Domain

**Calibration Laboratory of
Schmid & Partner
Engineering AG**
Zeughausstrasse 43, 8004 Zurich, Switzerland

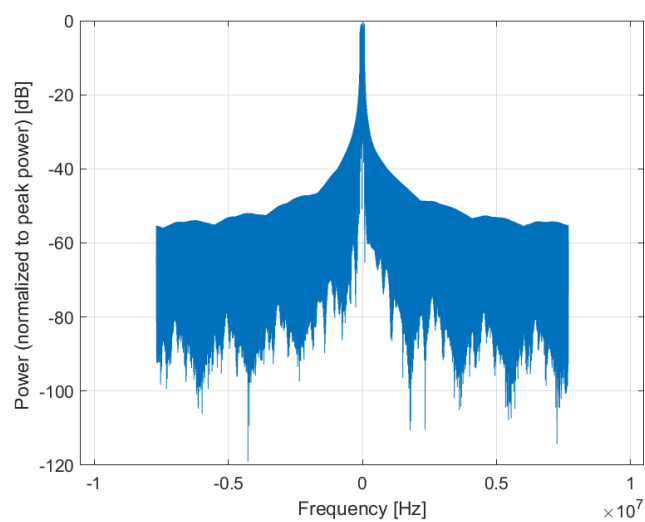
Name:	5G NR (DFT-s-OFDM, 1 RB, 15 MHz, QPSK, 15 kHz)
Group:	5G NR FR1 FDD
UID:	10930-AAC
PAR: ¹	5.52 dB
MIF: ²	-15.06 dB
Standard Reference:	SPEAG
Category:	Random amplitude modulation
Modulation:	QPSK
Frequency Band:	Band n2 (1850 - 1910 MHz) Band n5 (824 - 849 MHz) Band n25 (1850 - 1915 MHz) Band n66 (1710 - 1780 MHz) Band n71 (663 - 698 MHz) Band n1 (1920 - 1980 MHz) Band n3 (1710 - 1785 MHz) Band n7 (2500 - 2570 MHz) Band n8 (880 - 915 MHz) Band n12 (699 - 716 MHz) Band n18 (815 - 830 MHz) Band n20 (832 - 862 MHz) Band n26 (814 - 849 MHz) Band n28 (703 - 748 MHz) Band n65 (1920 - 2010 MHz) Band n70 (1695 - 1710 MHz) Band n74 (1427 - 1470 MHz) Band n92 (832 - 862 MHz) Band n94 (880 - 915 MHz) Band n80 (1710 - 1785 MHz) Band n81 (880 - 915 MHz) Band n82 (832 - 862 MHz) Band n83 (703 - 748 MHz) Band n84 (1920 - 1980 MHz) Band n86 (1710 - 1780 MHz) Band n89 (824 - 849 MHz) Band n95 (2010 - 2025 MHz) Band n97 (2300 - 2400 MHz) Band n98 (1880 - 1920 MHz) Validation band (0.0 - 6000.0 MHz)
Detailed Specification:	Multiplexing Scheme: DFT-s-OFDM Modulation Scheme: QPSK Subcarrier Spacing: 15 kHz Number RBs: 1 Data Type: PN9
Bandwidth:	15.0 MHz
Integration Time:	10.0 ms

¹ PAR (0.1%) in accordance with FCC KDB 971168, Section 6.0 "Measurement of the Peak-to-Average Power Ratio (PAPR)"

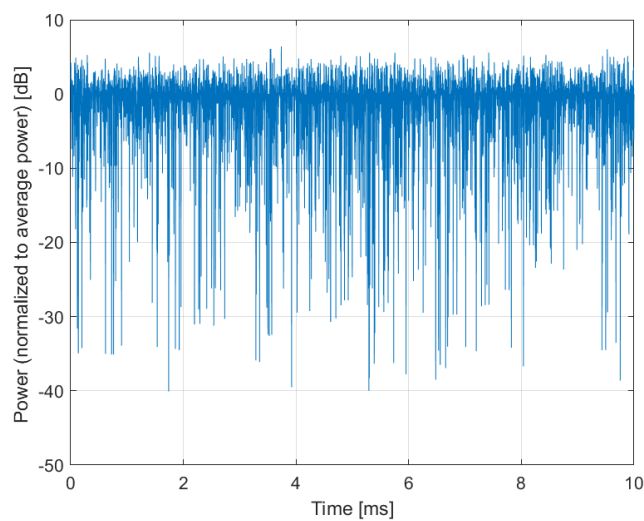
² Modulation Interference Factor (MIF) value valid only in conjunction with advanced probe response linearization calibration for the same communication system (same UID and version).



Complementary Cumulative Distribution Function (CCDF)



Frequency Domain



Time Domain

**Calibration Laboratory of
Schmid & Partner
Engineering AG**
Zeughausstrasse 43, 8004 Zurich, Switzerland

Name: **5G NR (DFT-s-OFDM, 1 RB, 10 MHz, QPSK, 15 kHz)**

Group: 5G NR FR1 FDD
UID: 10929-AAD

PAR: ¹ **5.52 dB**
MIF: ² **-15.06 dB**

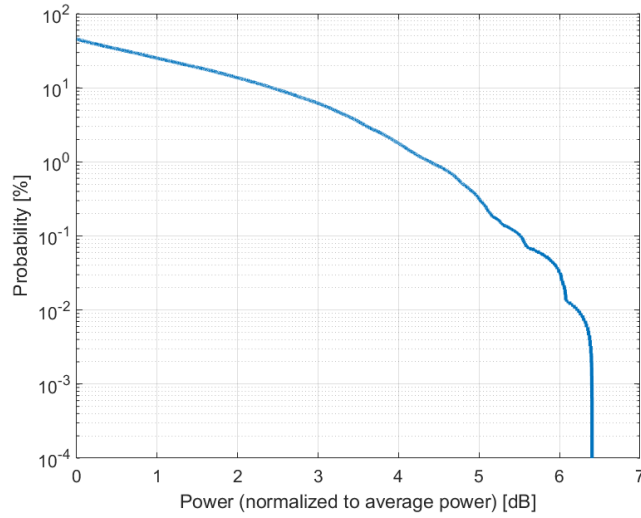
Standard Reference: SPEAG
Category: Random amplitude modulation
Modulation: QPSK
Frequency Band:
Band n2 (1850 - 1910 MHz)
Band n5 (824 - 849 MHz)
Band n25 (1850 - 1915 MHz)
Band n66 (1710 - 1780 MHz)
Band n71 (663 - 698 MHz)
Band n1 (1920 - 1980 MHz)
Band n3 (1710 - 1785 MHz)
Band n7 (2500 - 2570 MHz)
Band n8 (880 - 915 MHz)
Band n12 (699 - 716 MHz)
Band n14 (788 - 798 MHz)
Band n18 (815 - 830 MHz)
Band n20 (832 - 862 MHz)
Band n26 (814 - 849 MHz)
Band n28 (703 - 748 MHz)
Band n30 (2305 - 2315 MHz)
Band n65 (1920 - 2010 MHz)
Band n70 (1695 - 1710 MHz)
Band n74 (1427 - 1470 MHz)
Band n91 (832 - 862 MHz)
Band n92 (832 - 862 MHz)
Band n93 (880 - 915 MHz)
Band n94 (880 - 915 MHz)
Band n80 (1710 - 1785 MHz)
Band n81 (880 - 915 MHz)
Band n82 (832 - 862 MHz)
Band n83 (703 - 748 MHz)
Band n84 (1920 - 1980 MHz)
Band n86 (1710 - 1780 MHz)
Band n89 (824 - 849 MHz)
Band n95 (2010 - 2025 MHz)
Band n24 (1626.5 - 1660.5 MHz)
Band n97 (2300 - 2400 MHz)
Band n98 (1880 - 1920 MHz)
Band n99 (1626.5 - 1660.5 MHz)
Band n13 (777 - 787 MHz)
Validation band (0.0 - 6000.0 MHz)

Detailed Specification: Multiplexing Scheme: DFT-s-OFDM
Modulation Scheme: QPSK
Subcarrier Spacing: 15 kHz
Number RBs: 1
Data Type: PN9

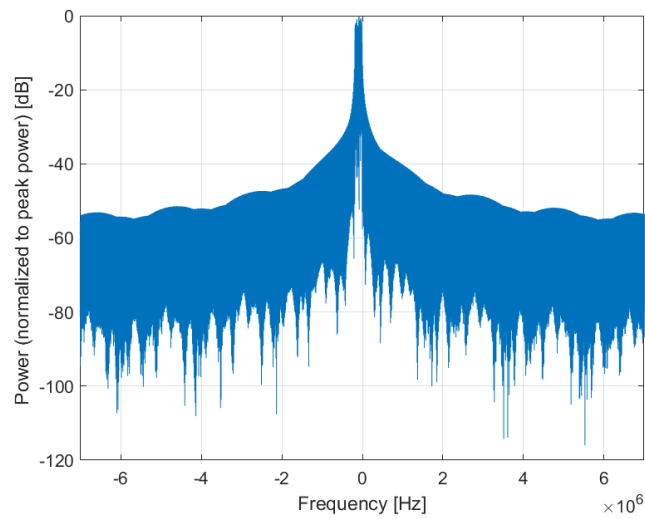
Bandwidth: 10.0 MHz
Integration Time: 10.0 ms

¹ PAR (0.1%) in accordance with FCC KDB 971168, Section 6.0 "Measurement of the Peak-to-Average Power Ratio (PAPR)"

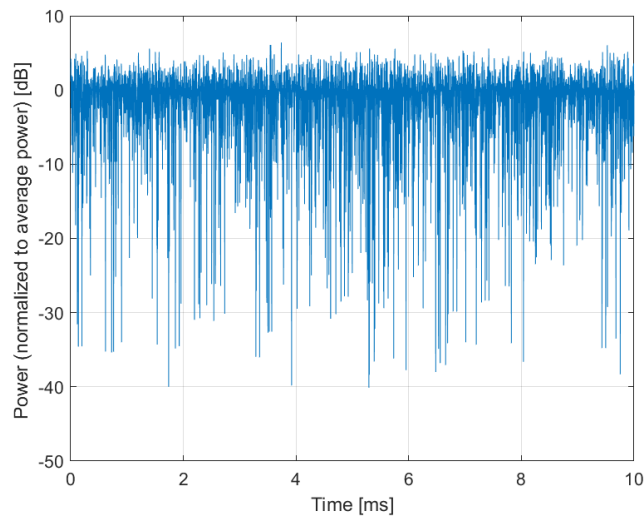
² Modulation Interference Factor (MIF) value valid only in conjunction with advanced probe response linearization calibration for the same communication system (same UID and version).



Complementary Cumulative Distribution Function (CCDF)



Frequency Domain



Time Domain

**Calibration Laboratory of
Schmid & Partner
Engineering AG**
Zeughausstrasse 43, 8004 Zurich, Switzerland

Name: **5G NR (DFT-s-OFDM, 1 RB, 100 MHz, QPSK, 30 kHz)**

Group: 5G NR FR1 TDD
UID: 10973-AAD

PAR: ¹ **9.06 dB**
MIF: ² **-1.64 dB**

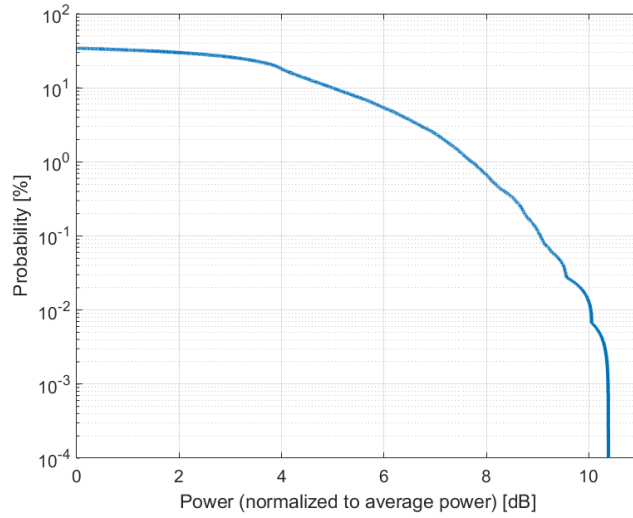
Standard Reference: SPEAG
Category: Random amplitude modulation
Modulation: QPSK
Frequency Band: Band n41 (2496 - 2690 MHz)
Band n48 (3550 - 3700 MHz)
Band n77 (3300 - 4200 MHz)
Band n78 (3300 - 3800 MHz)
Band n79 (4400 - 5000 MHz)
Band n90 (2496 - 2690 MHz)
Band n46 (5150 - 5925 MHz)
Band n96 (5925 - 7125 MHz)
Band n102 (5925 - 6425 MHz)
Band n104 (6425 - 7125 MHz)
Validation band (0.0 - 6000.0 MHz)

Detailed Specification: Multiplexing Scheme: DFT-s-OFDM
Modulation Scheme: QPSK
Subcarrier Spacing: 30 kHz
Number RBs: 1
Slot Format Index: -
Data Type: PN9

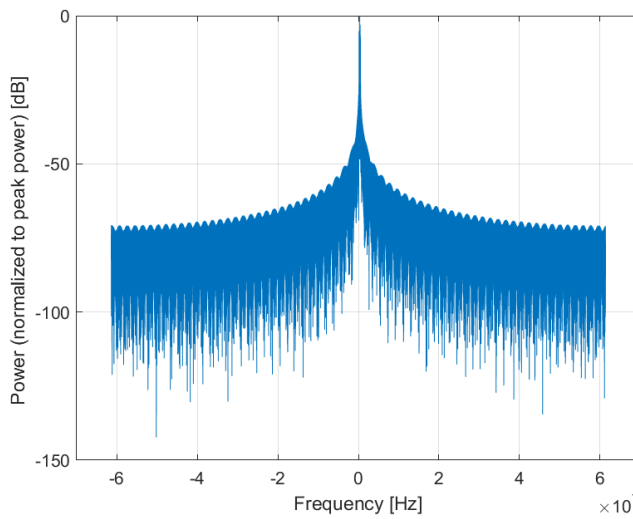
Bandwidth: 100.0 MHz
Integration Time: 10.0 ms

¹ PAR (0.1%) in accordance with FCC KDB 971168, Section 6.0 "Measurement of the Peak-to-Average Power Ratio (PAPR)"

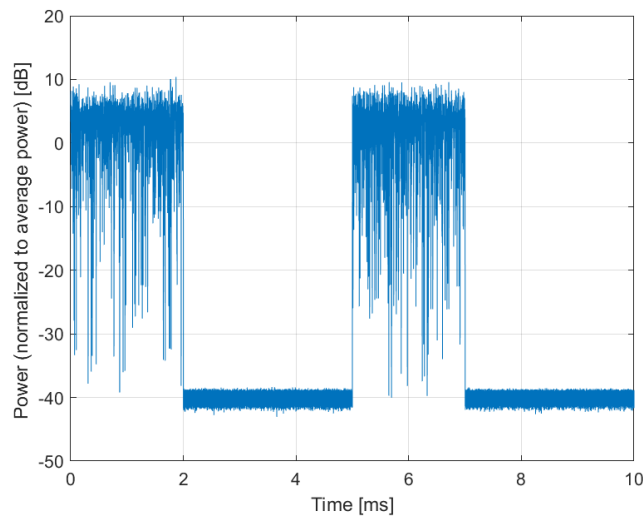
² Modulation Interference Factor (MIF) value valid only in conjunction with advanced probe response linearization calibration for the same communication system (same UID and version).



Complementary Cumulative Distribution Function (CCDF)



Frequency Domain



Time Domain

**Calibration Laboratory of
Schmid & Partner
Engineering AG**
Zeughausstrasse 43, 8004 Zurich, Switzerland

Name:	IEEE 802.11b WiFi 2.4 GHz (DSSS, 11 Mbps)
Group:	WLAN
UID:	10061-CAB
PAR: ¹	3.60 dB
MIF: ²	-2.02 dB
Standard Reference:	IEEE 802.11b-1999 , Part 11, FCC SAR meas for 802 11 a b g v01r02 (248227 D01)
Category:	Random amplitude modulation
Modulation:	DQPSK
Frequency Band:	WLAN 2.4GHz (2412.0-2484.0 MHz, 20230)
Detailed Specification:	Data Rate: 11 Mbps Spreading, Coding: CCK PPDU format: Long Preamble & Heading PSDU Length: 1024 PSDU Data: PN9
Bandwidth:	20.0 MHz
Integration Time:	1.5 ms

¹ PAR (0.1%) in accordance with FCC KDB 971168, Section 6.0 "Measurement of the Peak-to-Average Power Ratio (PAPR)"

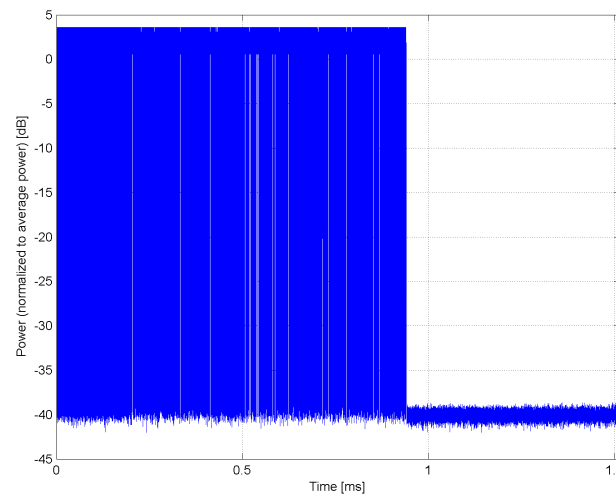
² Modulation Interference Factor (MIF) value valid only in conjunction with advanced probe response linearization calibration for the same communication system (same UID and version).



Complementary Cumulative Distribution Function (CCDF)



Frequency Domain



Time Domain

**Calibration Laboratory of
Schmid & Partner
Engineering AG**
Zeughausstrasse 43, 8004 Zurich, Switzerland

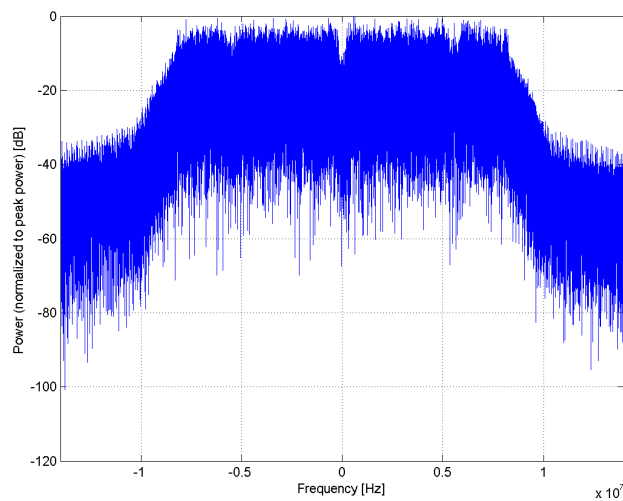
Name:	IEEE 802.11g WiFi 2.4 GHz (DSSS/OFDM, 54 Mbps)
Group:	WLAN
UID:	10077-CAB
PAR: ¹	11.00 dB
MIF: ²	0.12 dB
Standard Reference:	IEEE 802.11g-2003 , Part 11 FCC SAR meas for 802 11 a b g v01r02 (248227 D01)
Category:	Random amplitude modulation
Modulation:	64-QAM
Frequency Band:	WLAN 2.4GHz (2412.0-2484.0 MHz, 20230)
Detailed Specification:	Data Rate: 54 Mbps Coding Rate: 3/4 Coded bits per subcarrier: 6 Coded bits per OFDM symbol: 288 Data bits per OFDM symbol: 216 PSDU Length: 1000 Bytes PSDU Data: PN9
Bandwidth:	20.0 MHz
Integration Time:	0.9 ms

¹ PAR (0.1%) in accordance with FCC KDB 971168, Section 6.0 "Measurement of the Peak-to-Average Power Ratio (PAPR)"

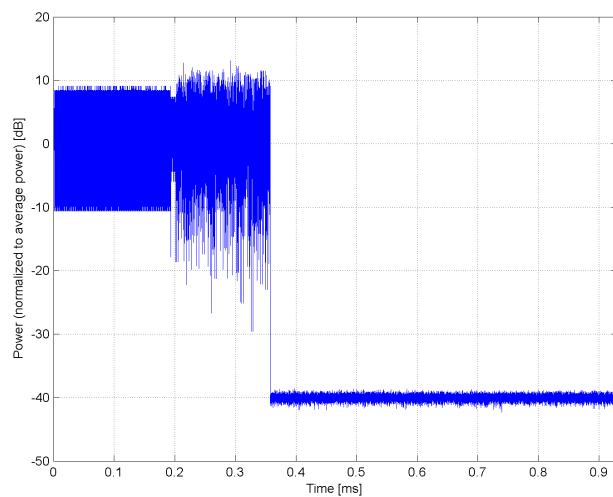
² Modulation Interference Factor (MIF) value valid only in conjunction with advanced probe response linearization calibration for the same communication system (same UID and version).



Complementary Cumulative Distribution Function (CCDF)



Frequency Domain



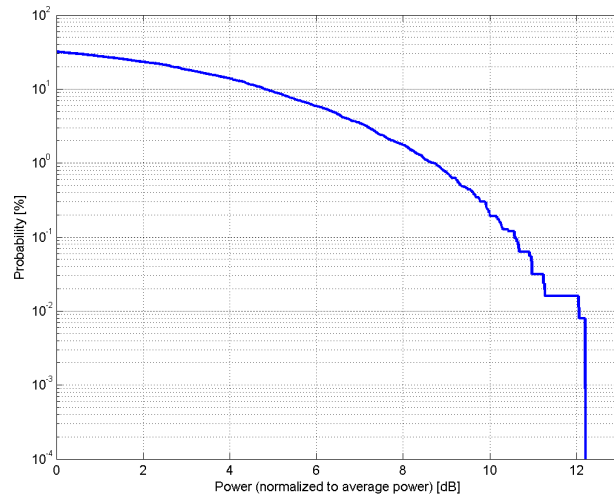
Time Domain

**Calibration Laboratory of
Schmid & Partner
Engineering AG**
Zeughausstrasse 43, 8004 Zurich, Switzerland

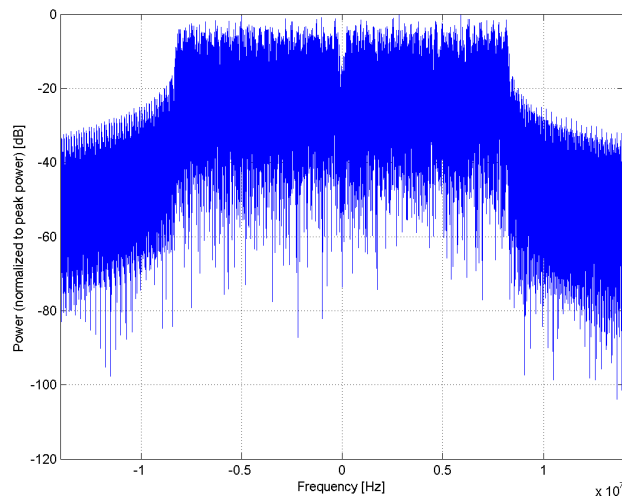
Name:	IEEE 802.11a/h WiFi 5 GHz (OFDM, 54 Mbps)
Group:	WLAN
UID:	10069-CAD
PAR: ¹	10.56 dB
MIF: ²	-3.15 dB
Standard Reference:	IEEE 802.11a-1999 (R2003) , Part 11 IEEE 802.11h-2003 , Part 11 FCC SAR meas for 802 11 a b g v01r02 (248227 D01)
Category:	Random amplitude modulation
Modulation:	64-QAM
Frequency Band:	WLAN 5GHz (4915.0 - 5825.0 MHz) U-NII-1, U-NII-2A (5170 - 5330 MHz) U-NII-2C Standalone (5490 - 5710 MHz) U-NII-2C <5.65 GHz (5490 - 5650 MHz) U-NII-3 Standalone (5735 - 5835 MHz) U-NII-2C, U-NII-3 (5650 - 5835 MHz) U-NII-4 (5.825 - 5.925 MHz) Validation band (0.0 - 6000.0 MHz)
Detailed Specification:	Data Rate: 54 Mbps Coding Rate: 3/4 Coded bits per subcarrier: 6 Coded bits per OFDM symbol: 288 Data bits per OFDM symbol: 216 PSDU Length: 1000 Bytes PSDU Data: PN9
Bandwidth:	20.0 MHz
Integration Time:	0.3 ms

¹ PAR (0.1%) in accordance with FCC KDB 971168, Section 6.0 "Measurement of the Peak-to-Average Power Ratio (PAPR)"

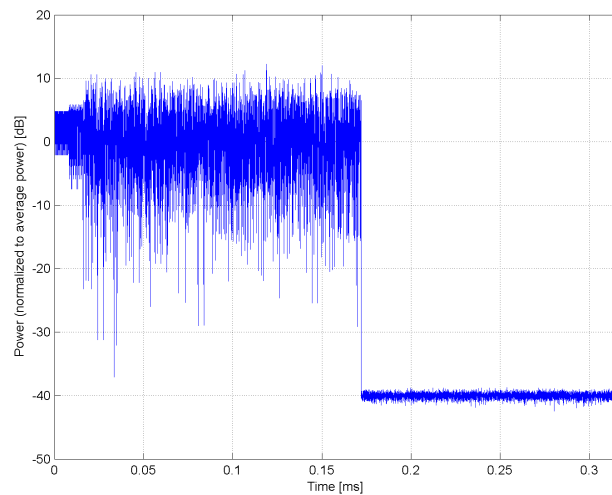
² Modulation Interference Factor (MIF) value valid only in conjunction with advanced probe response linearization calibration for the same communication system (same UID and version).



Complementary Cumulative Distribution Function (CCDF)



Frequency Domain



Time Domain

**Calibration Laboratory of
Schmid & Partner
Engineering AG**
Zeughausstrasse 43, 8004 Zurich, Switzerland

Name: **IEEE 802.11n (HT Mixed, 20MHz, MCS0, 90pc duty cycle)**

Group: WLAN
UID: 10591-AAC

PAR: ¹ **8.63 dB**
MIF: ² **-5.59 dB**

Standard Reference: IEEE 802.11-2012
FCC OET KDB 248227 D01 802.11 Wi-Fi SAR v02r01

Category: Random amplitude modulation

Modulation: BPSK

Frequency Band: WLAN 2.4GHz (2412.0 - 2484.0 MHz)
WLAN 5GHz (4915.0 - 5825.0 MHz)
U-NII-1, U-NII-2A (5170 - 5330 MHz)
U-NII-2C Standalone (5490 - 5710 MHz)
U-NII-2C <5.65 GHz (5490 - 5650 MHz)
U-NII-3 Standalone (5735 - 5835 MHz)
U-NII-2C, U-NII-3 (5650 - 5835 MHz)
U-NII-4 (5.825 - 5.925 MHz)
Validation band (0.0 - 6000.0 MHz)

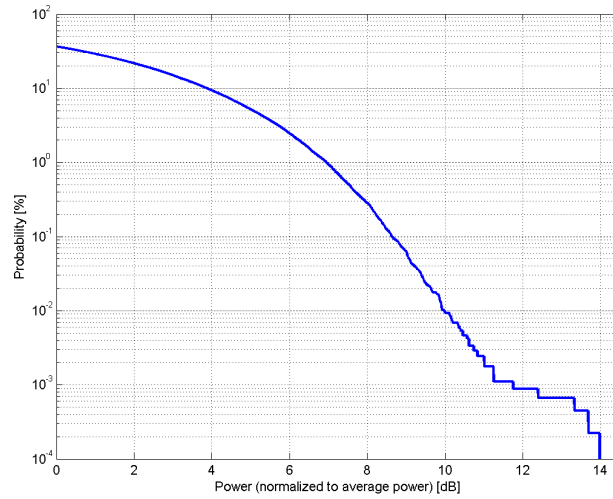
Detailed Specification: Duty cycle: 90%
MPDU length: 4096 bytes
MCS: 0
Guard interval: long

Bandwidth: 20.0 MHz

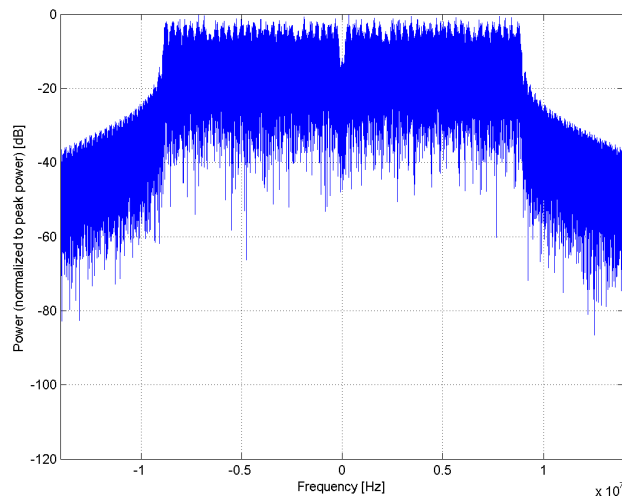
Integration Time: 5.6 ms

¹ PAR (0.1%) in accordance with FCC KDB 971168, Section 6.0 "Measurement of the Peak-to-Average Power Ratio (PAPR)"

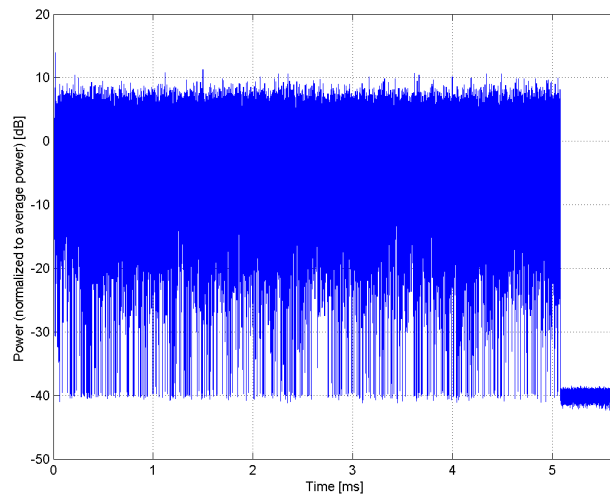
² Modulation Interference Factor (MIF) value valid only in conjunction with advanced probe response linearization calibration for the same communication system (same UID and version).



Complementary Cumulative Distribution Function (CCDF)



Frequency Domain



Time Domain

**Calibration Laboratory of
Schmid & Partner
Engineering AG**
Zeughausstrasse 43, 8004 Zurich, Switzerland

Name: **IEEE 802.11n (HT Mixed, 40MHz, MCS0, 90pc duty cycle)**

Group: WLAN
UID: 10599-AAC

PAR: ¹ **8.79 dB**
MIF: ² **-5.59 dB**

Standard Reference: IEEE 802.11-2012
FCC OET KDB 248227 D01 802.11 Wi-Fi SAR v02r01

Category: Random amplitude modulation

Modulation: BPSK

Frequency Band: WLAN 2.4GHz (2412.0 - 2484.0 MHz)
WLAN 5GHz (4915.0 - 5825.0 MHz)
U-NII-1, U-NII-2A (5170 - 5330 MHz)
U-NII-2C Standalone (5490 - 5710 MHz)
U-NII-2C <5.65 GHz (5490 - 5650 MHz)
U-NII-3 Standalone (5735 - 5835 MHz)
U-NII-2C, U-NII-3 (5650 - 5835 MHz)
U-NII-4 (5.825 - 5.925 MHz)
Validation band (0.0 - 6000.0 MHz)

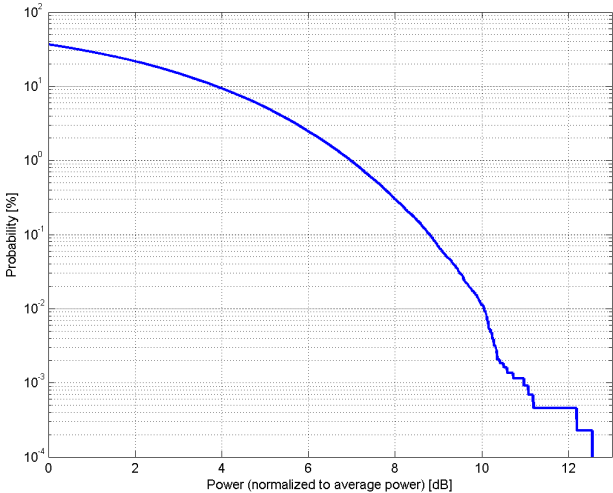
Detailed Specification: Duty cycle: 90%
MPDU length: 4096 bytes
MCS: 0
Guard interval: long

Bandwidth: 40.0 MHz

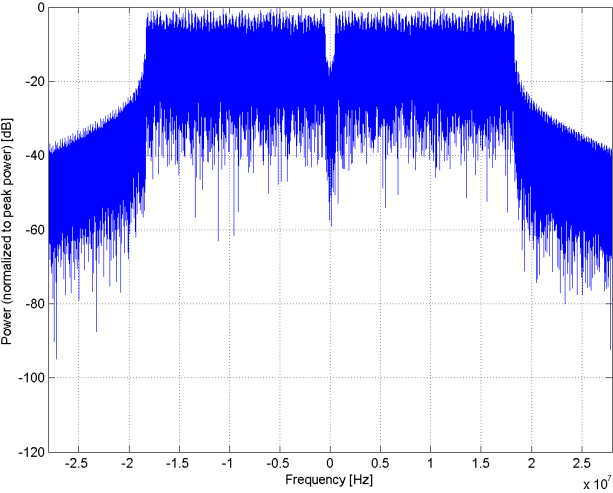
Integration Time: 2.7 ms

¹ PAR (0.1%) in accordance with FCC KDB 971168, Section 6.0 "Measurement of the Peak-to-Average Power Ratio (PAPR)"

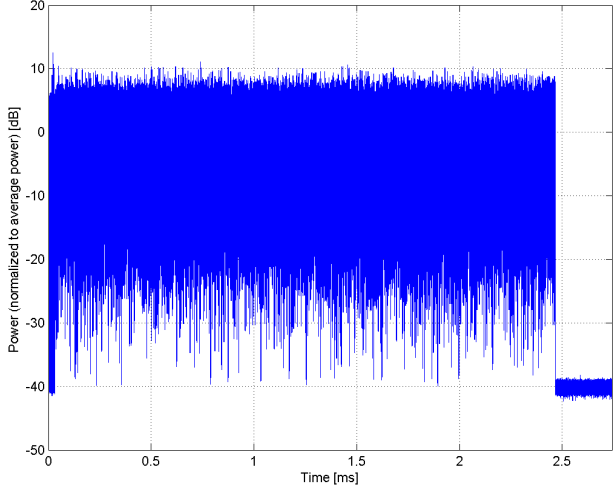
² Modulation Interference Factor (MIF) value valid only in conjunction with advanced probe response linearization calibration for the same communication system (same UID and version).



Complementary Cumulative Distribution Function (CCDF)



Frequency Domain



Time Domain

**Calibration Laboratory of
Schmid & Partner
Engineering AG**
Zeughausstrasse 43, 8004 Zurich, Switzerland

Name: **IEEE 802.11ac WiFi (20MHz, MCS0, 90pc duty cycle)**

Group: WLAN
UID: 10607-AAC

PAR: ¹ **8.64 dB**
MIF: ² **-5.60 dB**

Standard Reference: IEEE 802.11-2013
FCC OET KDB 248227 D01 802.11 Wi-Fi SAR v02r01

Category: Random amplitude modulation

Modulation: BPSK

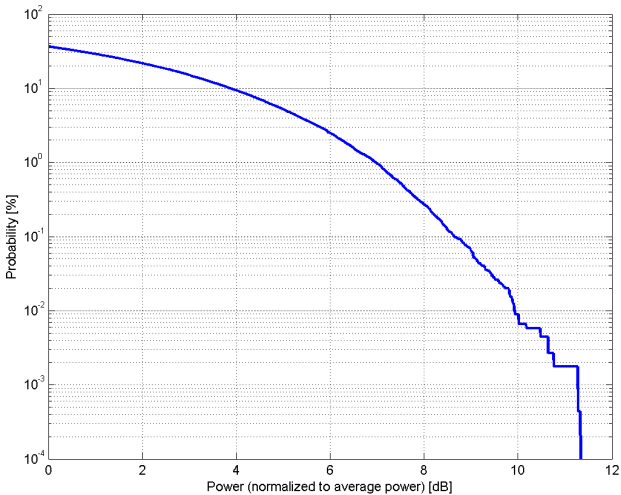
Frequency Band: WLAN 2.4GHz (2412.0 - 2484.0 MHz)
WLAN 5GHz (4915.0 - 5825.0 MHz)
U-NII-1, U-NII-2A (5170 - 5330 MHz)
U-NII-2C Standalone (5490 - 5710 MHz)
U-NII-2C <5.65 GHz (5490 - 5650 MHz)
U-NII-3 Standalone (5735 - 5835 MHz)
U-NII-2C, U-NII-3 (5650 - 5835 MHz)
U-NII-4 (5.825 - 5.925 MHz)
Validation band (0.0 - 6000.0 MHz)

Detailed Specification: Bandwidth: 20MHz
Duty cycle: 90%
MCS: 0
Number of spatial streams: 1
MPDU length: 4096

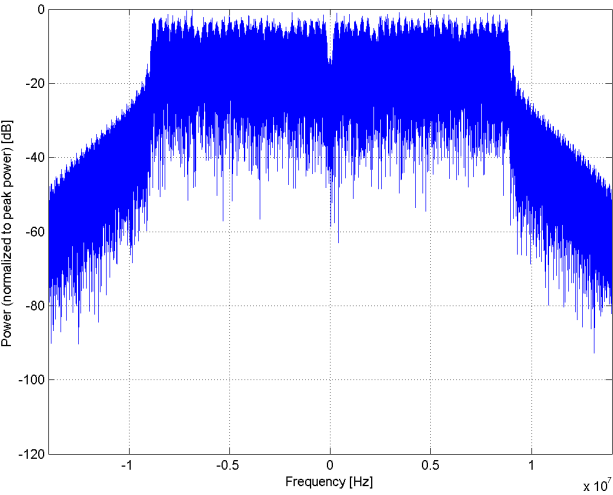
Bandwidth: 20.0 MHz
Integration Time: 5.7 ms

¹ PAR (0.1%) in accordance with FCC KDB 971168, Section 6.0 "Measurement of the Peak-to-Average Power Ratio (PAPR)"

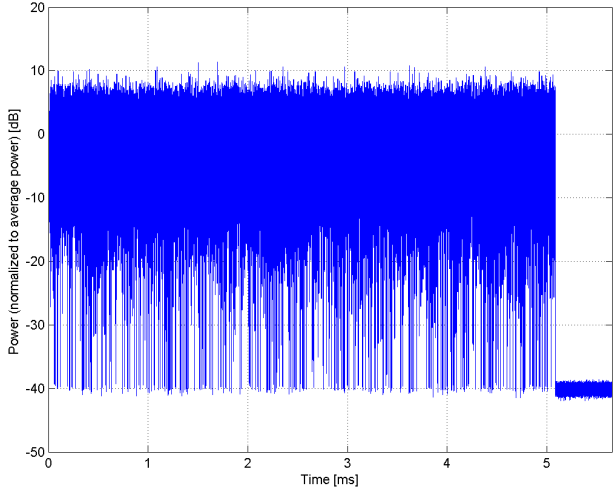
² Modulation Interference Factor (MIF) value valid only in conjunction with advanced probe response linearization calibration for the same communication system (same UID and version).



Complementary Cumulative Distribution Function (CCDF)



Frequency Domain



Time Domain

**Calibration Laboratory of
Schmid & Partner
Engineering AG**
Zeughausstrasse 43, 8004 Zurich, Switzerland

Name: **IEEE 802.11ac WiFi (40MHz, MCS0, 90pc duty cycle)**

Group: WLAN
UID: 10616-AAC

PAR: ¹ **8.82 dB**
MIF: ² **-5.57 dB**

Standard Reference: IEEE 802.11-2013
FCC OET KDB 248227 D01 802.11 Wi-Fi SAR v02r01

Category: Random amplitude modulation

Modulation: BPSK

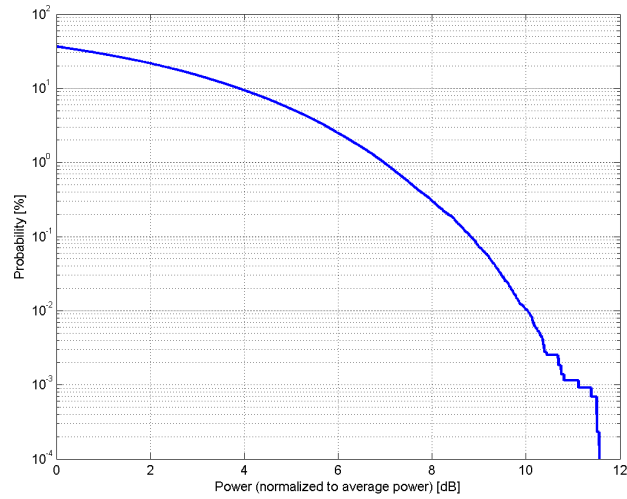
Frequency Band: WLAN 2.4GHz (2412.0 - 2484.0 MHz)
WLAN 5GHz (4915.0 - 5825.0 MHz)
U-NII-1, U-NII-2A (5170 - 5330 MHz)
U-NII-2C Standalone (5490 - 5710 MHz)
U-NII-2C <5.65 GHz (5490 - 5650 MHz)
U-NII-3 Standalone (5735 - 5835 MHz)
U-NII-2C, U-NII-3 (5650 - 5835 MHz)
U-NII-4 (5.825 - 5.925 MHz)
Validation band (0.0 - 6000.0 MHz)

Detailed Specification: Bandwidth: 40MHz
Duty cycle: 90%
MCS: 0
Number of spatial streams: 1
MPDU length: 8192

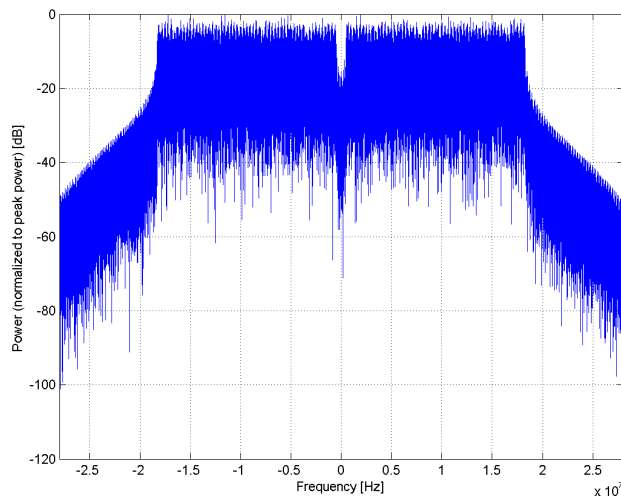
Bandwidth: 40.0 MHz
Integration Time: 5.4 ms

¹ PAR (0.1%) in accordance with FCC KDB 971168, Section 6.0 "Measurement of the Peak-to-Average Power Ratio (PAPR)"

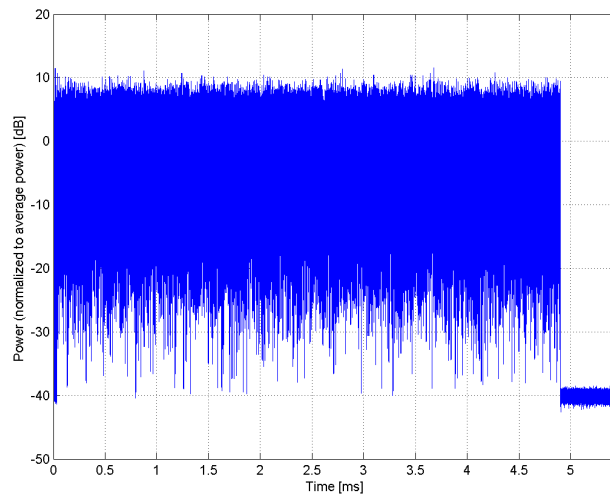
² Modulation Interference Factor (MIF) value valid only in conjunction with advanced probe response linearization calibration for the same communication system (same UID and version).



Complementary Cumulative Distribution Function (CCDF)



Frequency Domain



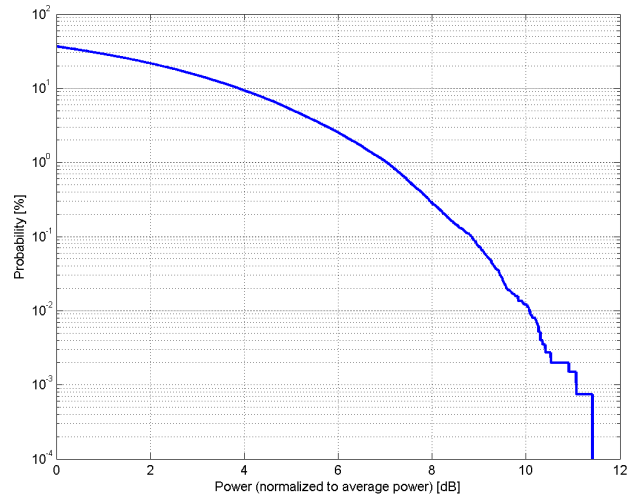
Time Domain

**Calibration Laboratory of
Schmid & Partner
Engineering AG**
Zeughausstrasse 43, 8004 Zurich, Switzerland

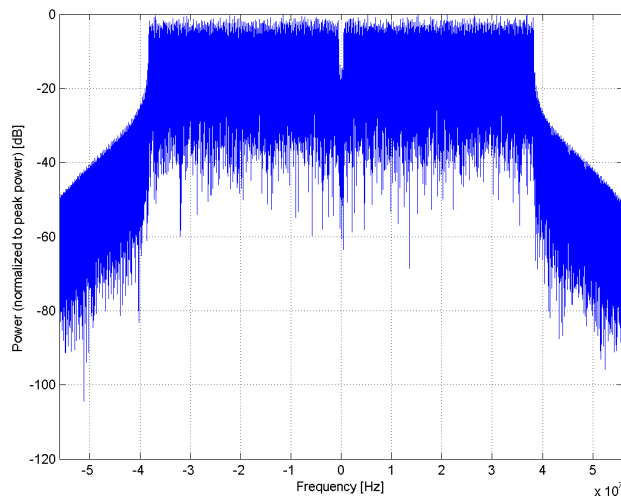
Name:	IEEE 802.11ac WiFi (80MHz, MCS0, 90pc duty cycle)
Group:	WLAN
UID:	10626-AAC
PAR: ¹	8.83 dB
MIF: ²	-5.64 dB
Standard Reference:	IEEE 802.11-2013 FCC OET KDB 248227 D01 802.11 Wi-Fi SAR v02r01
Category:	Random amplitude modulation
Modulation:	BPSK
Frequency Band:	WLAN 2.4GHz (2412.0 - 2484.0 MHz) WLAN 5GHz (4915.0 - 5825.0 MHz) U-NII-1, U-NII-2A (5170 - 5330 MHz) U-NII-2C Standalone (5490 - 5710 MHz) U-NII-2C <5.65 GHz (5490 - 5650 MHz) U-NII-3 Standalone (5735 - 5835 MHz) U-NII-2C, U-NII-3 (5650 - 5835 MHz) U-NII-4 (5.825 - 5.925 MHz) Validation band (0.0 - 6000.0 MHz)
Detailed Specification:	Bandwidth: 80MHz Duty cycle: 90% MCS: 0 Number of spatial streams: 1 MPDU length: 8192
Bandwidth:	80.0 MHz
Integration Time:	2.5 ms

¹ PAR (0.1%) in accordance with FCC KDB 971168, Section 6.0 "Measurement of the Peak-to-Average Power Ratio (PAPR)"

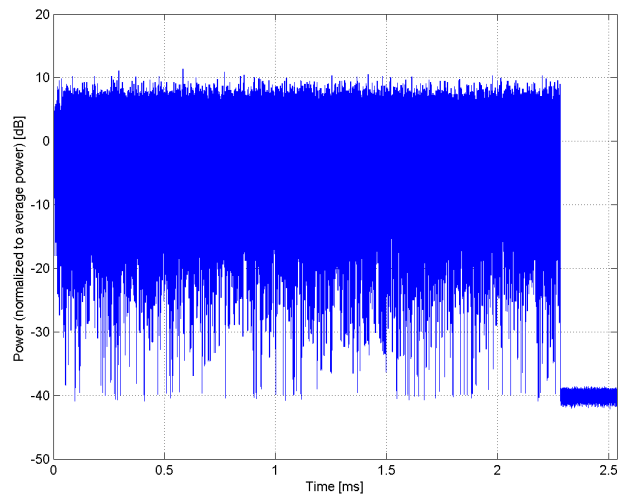
² Modulation Interference Factor (MIF) value valid only in conjunction with advanced probe response linearization calibration for the same communication system (same UID and version).



Complementary Cumulative Distribution Function (CCDF)



Frequency Domain



Time Domain

**Calibration Laboratory of
Schmid & Partner
Engineering AG**
Zeughausstrasse 43, 8004 Zurich, Switzerland

Name: **IEEE 802.11ac WiFi (160MHz, MCS0, 90pc duty cycle)**

Group: WLAN
UID: 10636-AAD

PAR: ¹ **8.83 dB**
MIF: ² **-5.56 dB**

Standard Reference: IEEE 802.11-2013
FCC OET KDB 248227 D01 802.11 Wi-Fi SAR v02r01

Category: Random amplitude modulation

Modulation: BPSK

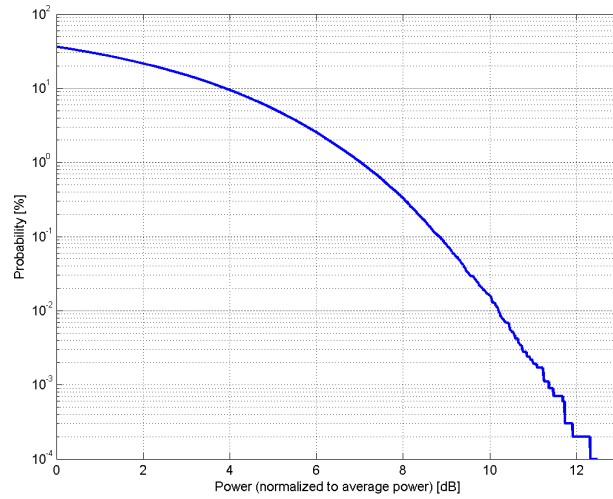
Frequency Band: WLAN 2.4GHz (2412.0 - 2484.0 MHz)
WLAN 5GHz (4915.0 - 5825.0 MHz)
U-NII-1, U-NII-2A (5170 - 5330 MHz)
U-NII-2C Standalone (5490 - 5710 MHz)
U-NII-2C <5.65 GHz (5490 - 5650 MHz)
U-NII-3 Standalone (5735 - 5835 MHz)
U-NII-2C, U-NII-3 (5650 - 5835 MHz)
U-NII-4 (5.825 - 5.925 MHz)
Validation band (0.0 - 6000.0 MHz)

Detailed Specification: Bandwidth: 160MHz
Duty cycle: 90%
MCS: 0
Number of spatial streams: 1
MPDU length: 32768

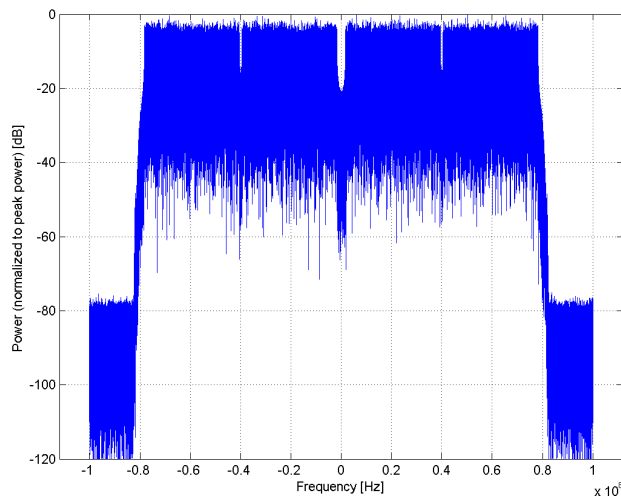
Bandwidth: 160.0 MHz
Integration Time: 5.0 ms

¹ PAR (0.1%) in accordance with FCC KDB 971168, Section 6.0 "Measurement of the Peak-to-Average Power Ratio (PAPR)"

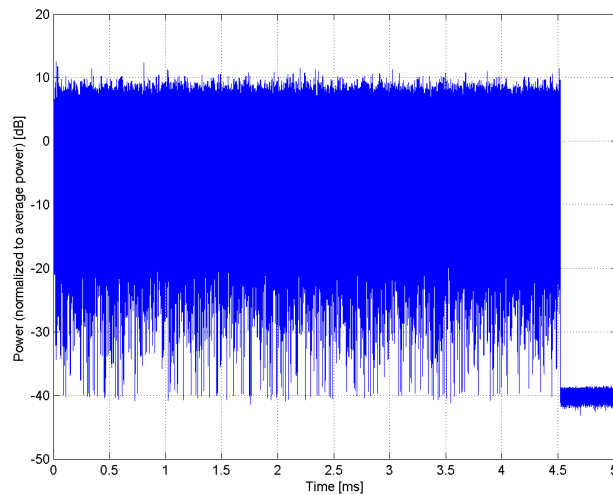
² Modulation Interference Factor (MIF) value valid only in conjunction with advanced probe response linearization calibration for the same communication system (same UID and version).



Complementary Cumulative Distribution Function (CCDF)



Frequency Domain



Time Domain

**Calibration Laboratory of
Schmid & Partner
Engineering AG**
Zeughausstrasse 43, 8004 Zurich, Switzerland

Name: **IEEE 802.11ax (20MHz, MCS0, 90pc duty cycle)**

Group: WLAN
UID: 10671-AAC

PAR: ¹ **9.09 dB**
MIF: ² **-5.58 dB**

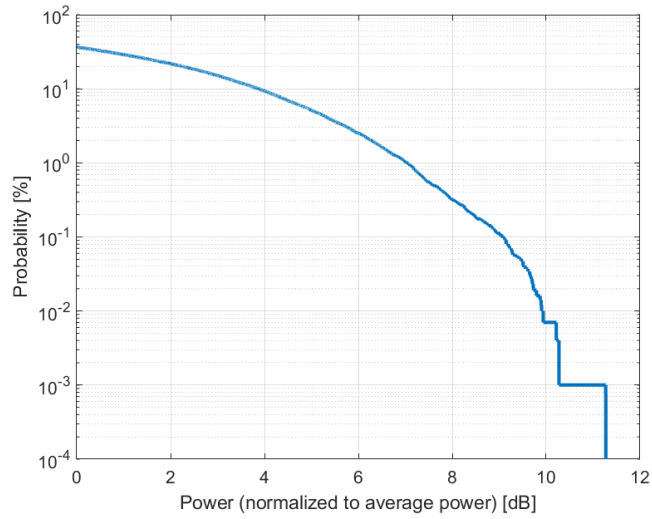
Standard Reference: SPEAG
Category: Random amplitude modulation
Modulation: BPSK
Frequency Band: WLAN 2.4GHz (2412.0 - 2484.0 MHz)
WLAN 5GHz (4915.0 - 5825.0 MHz)
U-NII-1, U-NII-2A (5170 - 5330 MHz)
U-NII-2C Standalone (5490 - 5710 MHz)
U-NII-2C <5.65 GHz (5490 - 5650 MHz)
U-NII-3 Standalone (5735 - 5835 MHz)
U-NII-2C, U-NII-3 (5650 - 5835 MHz)
U-NII-5 (5925 - 6425 MHz)
U-NII-6 (6425 - 6525 MHz)
U-NII-7 (6525 - 6875 MHz)
U-NII-8 (6875 - 7125 MHz)
U-NII-4 (5.825 - 5.925 MHz)
Validation band (0.0 - 6000.0 MHz)

Detailed Specification: Bandwidth: 20MHz
Duty Cycle: 90%
Number of spatial stream: 1

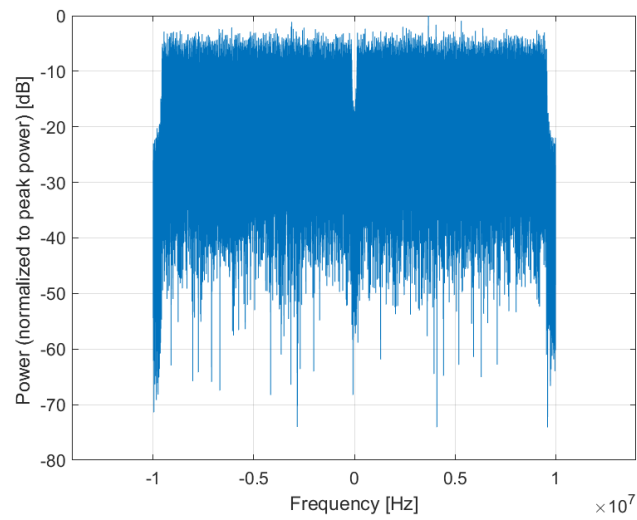
Bandwidth: 20.0 MHz
Integration Time: 5.0 ms

¹ PAR (0.1%) in accordance with FCC KDB 971168, Section 6.0 "Measurement of the Peak-to-Average Power Ratio (PAPR)"

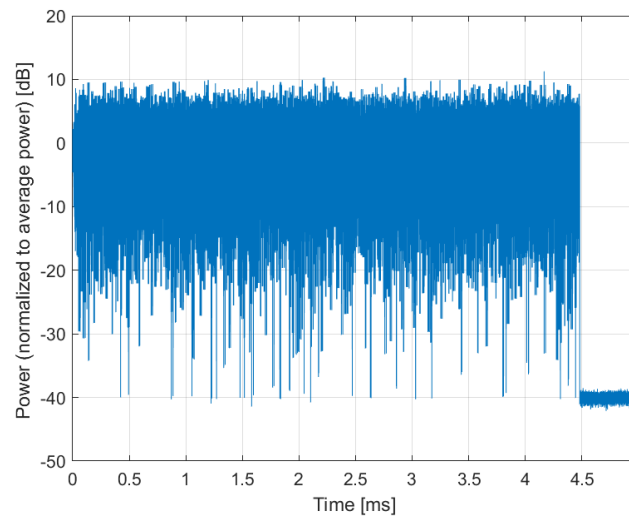
² Modulation Interference Factor (MIF) value valid only in conjunction with advanced probe response linearization calibration for the same communication system (same UID and version).



Complementary Cumulative Distribution Function (CCDF)



Frequency Domain



Time Domain

**Calibration Laboratory of
Schmid & Partner
Engineering AG**
Zeughausstrasse 43, 8004 Zurich, Switzerland

Name: **IEEE 802.11ax (40MHz, MCS0, 90pc duty cycle)**

Group: WLAN
UID: 10695-AAC

PAR: ¹ **8.78 dB**
MIF: ² **-6.01 dB**

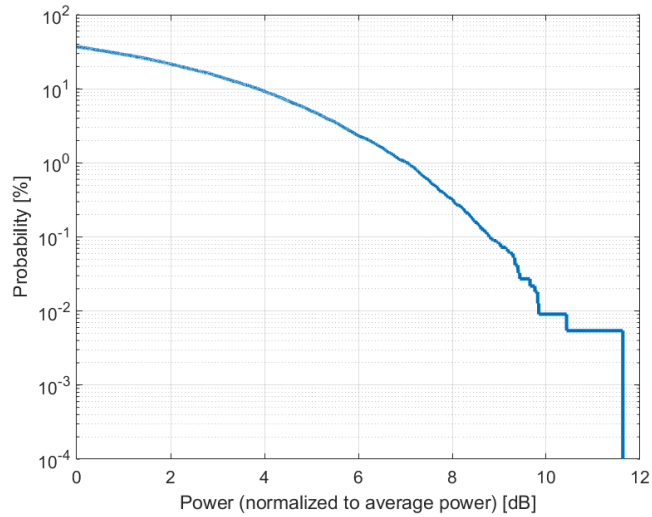
Standard Reference: SPEAG
Category: Random amplitude modulation
Modulation: BPSK
Frequency Band: WLAN 2.4GHz (2412.0 - 2484.0 MHz)
WLAN 5GHz (4915.0 - 5825.0 MHz)
U-NII-1, U-NII-2A (5170 - 5330 MHz)
U-NII-2C Standalone (5490 - 5710 MHz)
U-NII-2C <5.65 GHz (5490 - 5650 MHz)
U-NII-3 Standalone (5735 - 5835 MHz)
U-NII-2C, U-NII-3 (5650 - 5835 MHz)
U-NII-5 (5925 - 6425 MHz)
U-NII-6 (6425 - 6525 MHz)
U-NII-7 (6525 - 6875 MHz)
U-NII-8 (6875 - 7125 MHz)
U-NII-4 (5.825 - 5.925 MHz)
Validation band (0.0 - 6000.0 MHz)

Detailed Specification: Bandwidth: 40MHz
Duty Cycle: 90%
Number of spatial stream: 1

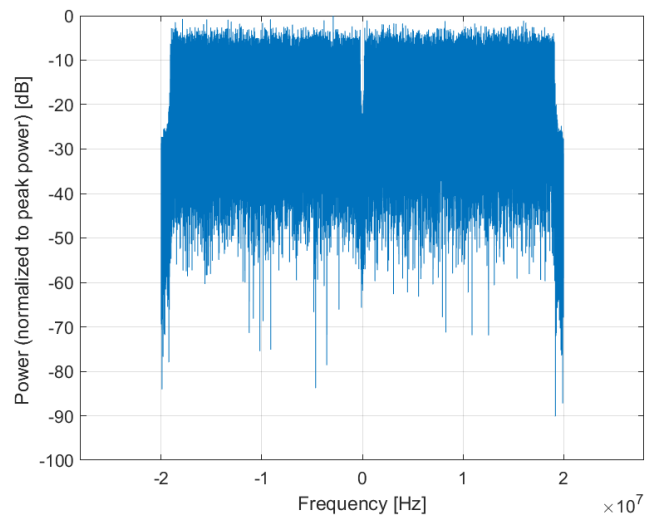
Bandwidth: 40.0 MHz
Integration Time: 1.4 ms

¹ PAR (0.1%) in accordance with FCC KDB 971168, Section 6.0 "Measurement of the Peak-to-Average Power Ratio (PAPR)"

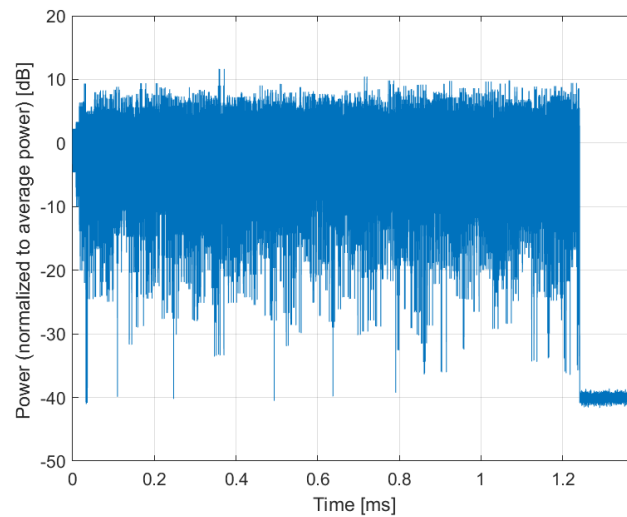
² Modulation Interference Factor (MIF) value valid only in conjunction with advanced probe response linearization calibration for the same communication system (same UID and version).



Complementary Cumulative Distribution Function (CCDF)



Frequency Domain



Time Domain

**Calibration Laboratory of
Schmid & Partner
Engineering AG**
Zeughausstrasse 43, 8004 Zurich, Switzerland

Name: **IEEE 802.11ax (80MHz, MCS0, 90pc duty cycle)**

Group: WLAN
UID: 10719-AAC

PAR: ¹ **8.81 dB**
MIF: ² **-6.04 dB**

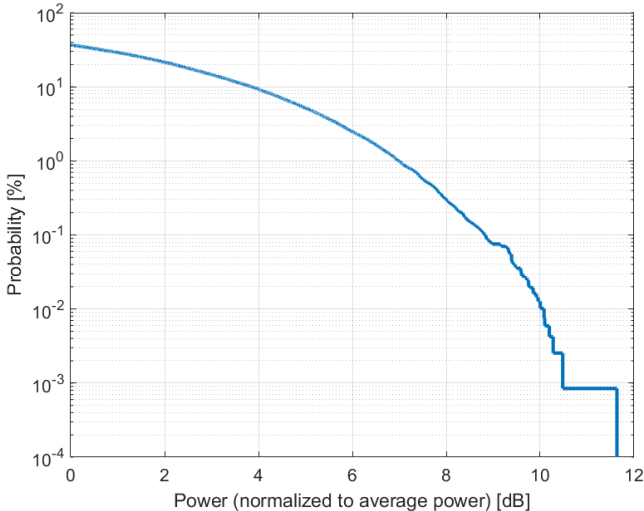
Standard Reference: SPEAG
Category: Random amplitude modulation
Modulation: BPSK
Frequency Band: WLAN 2.4GHz (2412.0 - 2484.0 MHz)
WLAN 5GHz (4915.0 - 5825.0 MHz)
U-NII-1, U-NII-2A (5170 - 5330 MHz)
U-NII-2C Standalone (5490 - 5710 MHz)
U-NII-2C <5.65 GHz (5490 - 5650 MHz)
U-NII-3 Standalone (5735 - 5835 MHz)
U-NII-2C, U-NII-3 (5650 - 5835 MHz)
U-NII-5 (5925 - 6425 MHz)
U-NII-6 (6425 - 6525 MHz)
U-NII-7 (6525 - 6875 MHz)
U-NII-8 (6875 - 7125 MHz)
U-NII-4 (5.825 - 5.925 MHz)
Validation band (0.0 - 6000.0 MHz)

Detailed Specification: Bandwidth: 80MHz
Duty Cycle: 90%
Number of spatial stream: 1

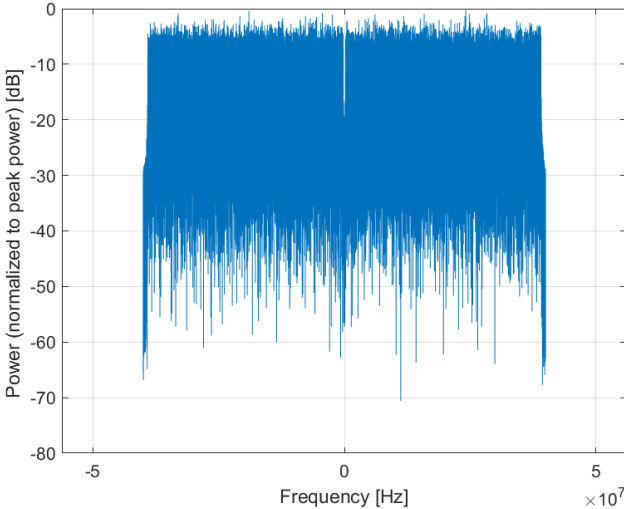
Bandwidth: 80.0 MHz
Integration Time: 1.5 ms

¹ PAR (0.1%) in accordance with FCC KDB 971168, Section 6.0 "Measurement of the Peak-to-Average Power Ratio (PAPR)"

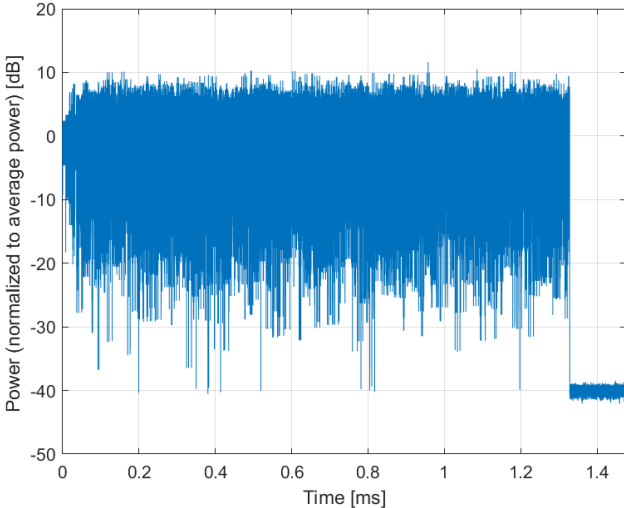
² Modulation Interference Factor (MIF) value valid only in conjunction with advanced probe response linearization calibration for the same communication system (same UID and version).



Complementary Cumulative Distribution Function (CCDF)



Frequency Domain



Time Domain

**Calibration Laboratory of
Schmid & Partner
Engineering AG**
Zeughausstrasse 43, 8004 Zurich, Switzerland

Name: **IEEE 802.11ax (160MHz, MCS0, 90pc duty cycle)**

Group: WLAN
UID: 10743-AAC

PAR: ¹ **8.94 dB**
MIF: ² **-6.60 dB**

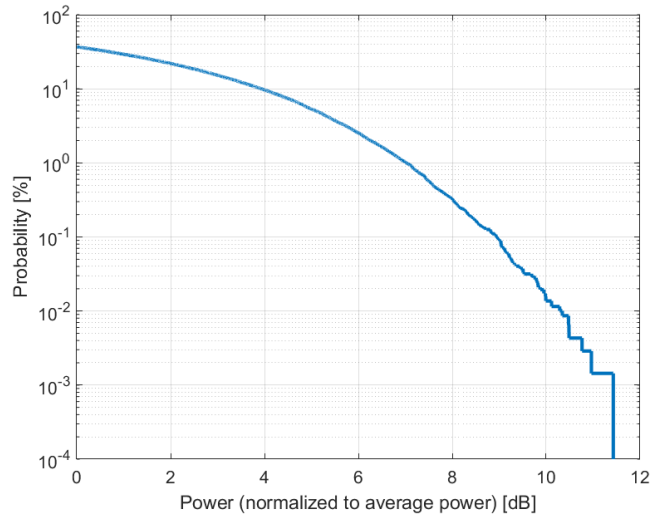
Standard Reference: SPEAG
Category: Random amplitude modulation
Modulation: BPSK
Frequency Band: WLAN 2.4GHz (2412.0 - 2484.0 MHz)
WLAN 5GHz (4915.0 - 5825.0 MHz)
U-NII-1, U-NII-2A (5170 - 5330 MHz)
U-NII-2C Standalone (5490 - 5710 MHz)
U-NII-2C <5.65 GHz (5490 - 5650 MHz)
U-NII-3 Standalone (5735 - 5835 MHz)
U-NII-2C, U-NII-3 (5650 - 5835 MHz)
U-NII-5 (5925 - 6425 MHz)
U-NII-6 (6425 - 6525 MHz)
U-NII-7 (6525 - 6875 MHz)
U-NII-8 (6875 - 7125 MHz)
U-NII-4 (5.825 - 5.925 MHz)
Validation band (0.0 - 6000.0 MHz)

Detailed Specification: Bandwidth: 160MHz
Duty Cycle: 90%
Number of spatial stream: 1

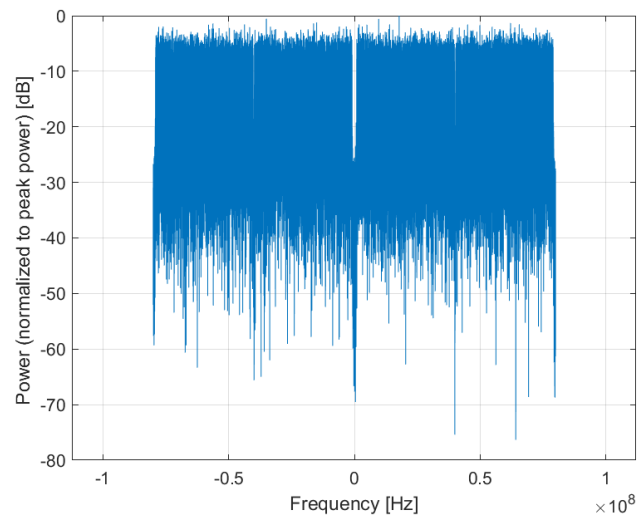
Bandwidth: 160.0 MHz
Integration Time: 0.9 ms

¹ PAR (0.1%) in accordance with FCC KDB 971168, Section 6.0 "Measurement of the Peak-to-Average Power Ratio (PAPR)"

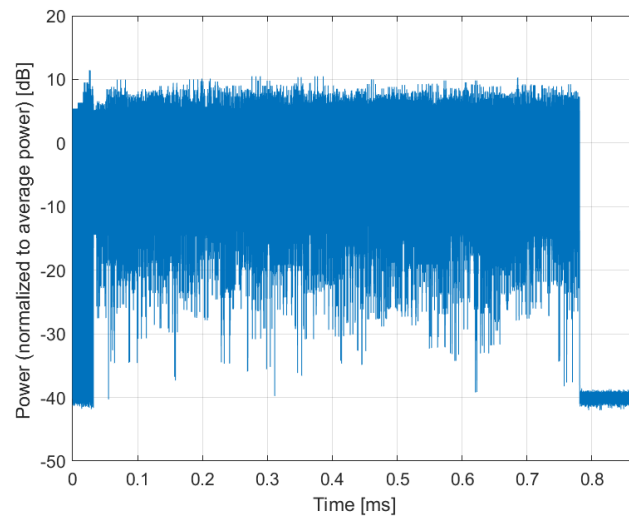
² Modulation Interference Factor (MIF) value valid only in conjunction with advanced probe response linearization calibration for the same communication system (same UID and version).



Complementary Cumulative Distribution Function (CCDF)



Frequency Domain



Time Domain