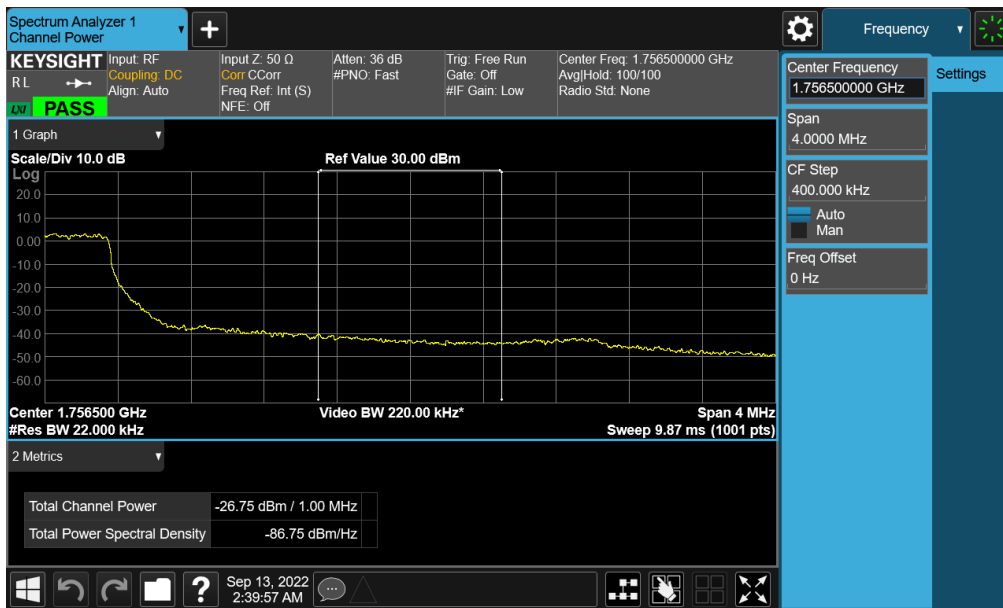
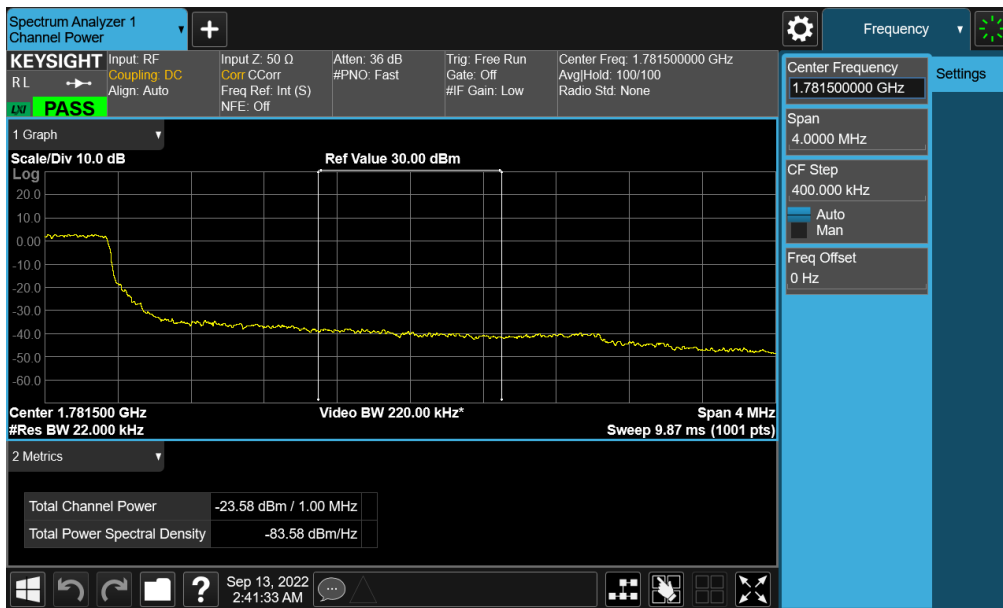


Plot 7-285. Upper Band Edge Plot (LTE Band 4 - 3MHz QPSK – Full RB - Ant A)

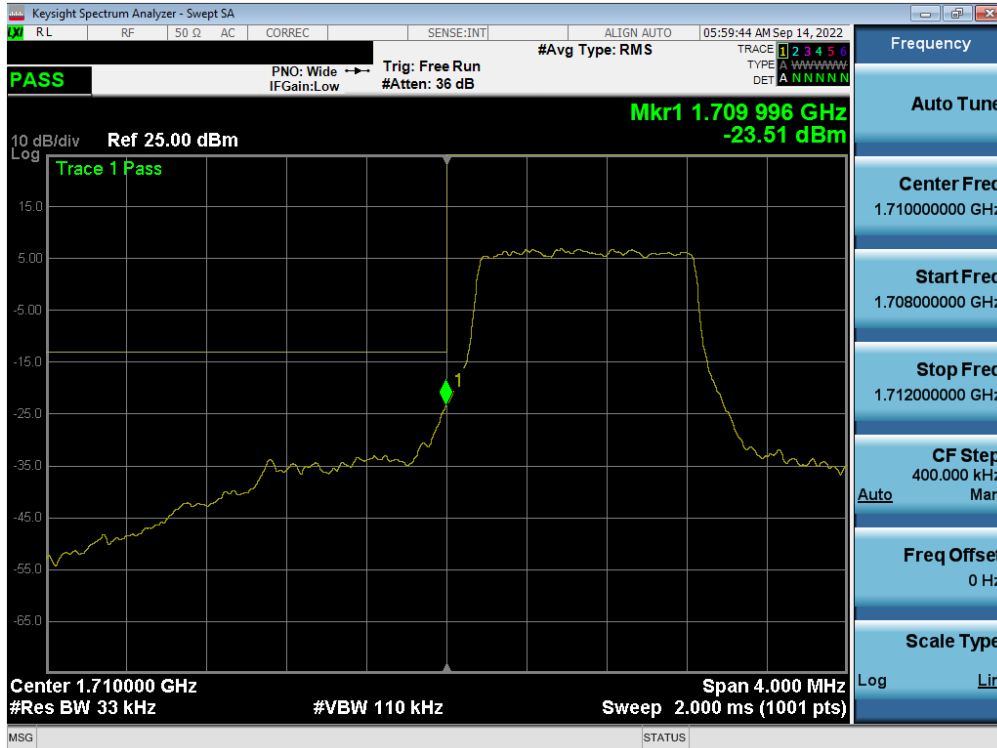


Plot 7-286. Upper Extended Band Edge Plot (LTE Band 4 - 3MHz QPSK – Full RB - Ant A)

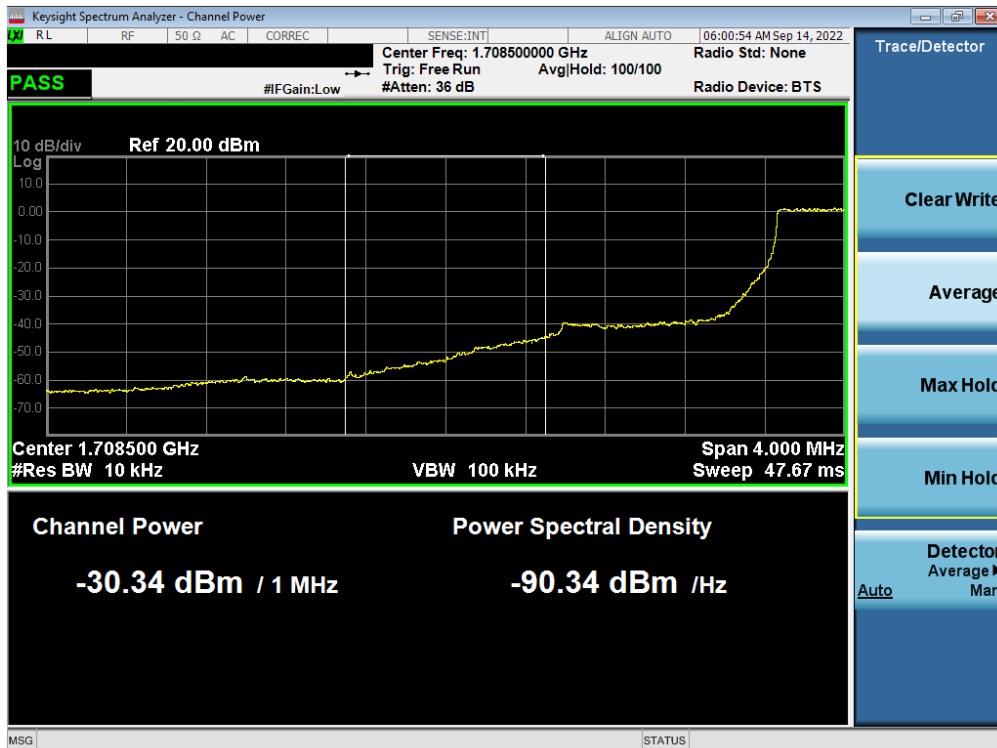
FCC ID: A3LSMS918U	PART 27 MEASUREMENT REPORT		Approved by: Technical Manager
Test Report S/N: 1M2209010098-08-R1.A3L	Test Dates: 9/12/2022 - 11/08/2022	EUT Type: Portable Handset	Page 172 of 316



FCC ID: A3LSMS918U	PART 27 MEASUREMENT REPORT		Approved by: Technical Manager
Test Report S/N: 1M2209010098-08-R1.A3L	Test Dates: 9/12/2022 - 11/08/2022	EUT Type: Portable Handset	Page 173 of 316



Plot 7-289. Lower Band Edge Plot (LTE Band 66/4 – 1.4MHz QPSK – Full RB - Ant A)

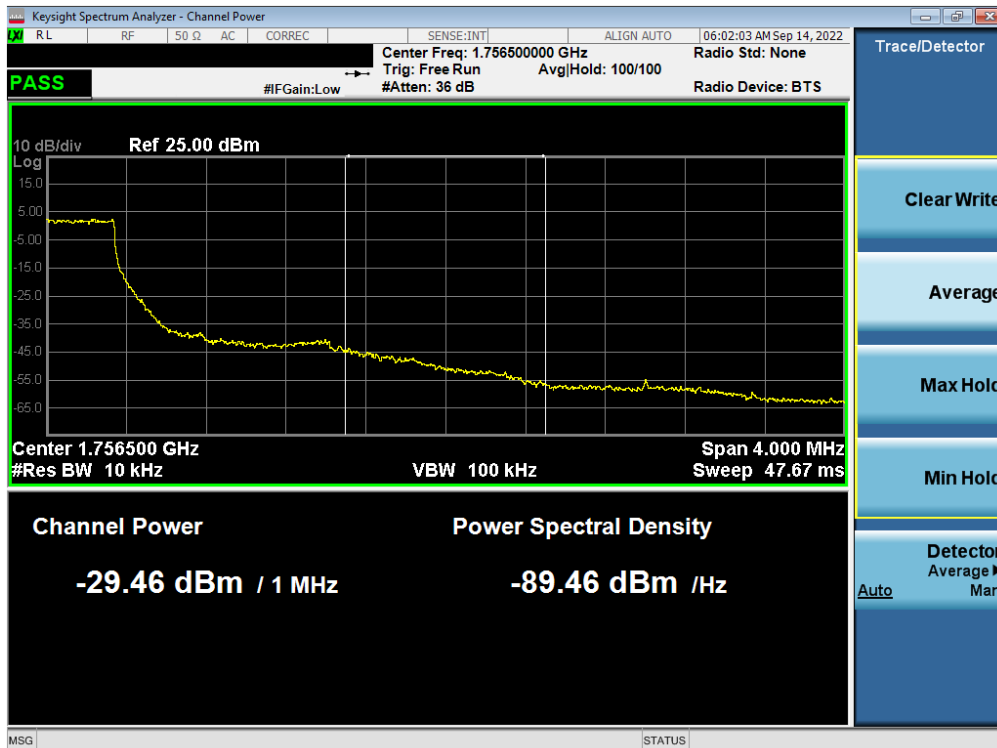


Plot 7-290. Lower Extended Band Edge Plot (LTE Band 66/4 – 1.4MHz QPSK – Full RB - Ant A)

FCC ID: A3LSMS918U	PART 27 MEASUREMENT REPORT		Approved by: Technical Manager
Test Report S/N: 1M2209010098-08-R1.A3L	Test Dates: 9/12/2022 - 11/08/2022	EUT Type: Portable Handset	Page 174 of 316



Plot 7-291. Upper Band Edge Plot (LTE Band 4 – 1.4MHz QPSK – Full RB - Ant A)

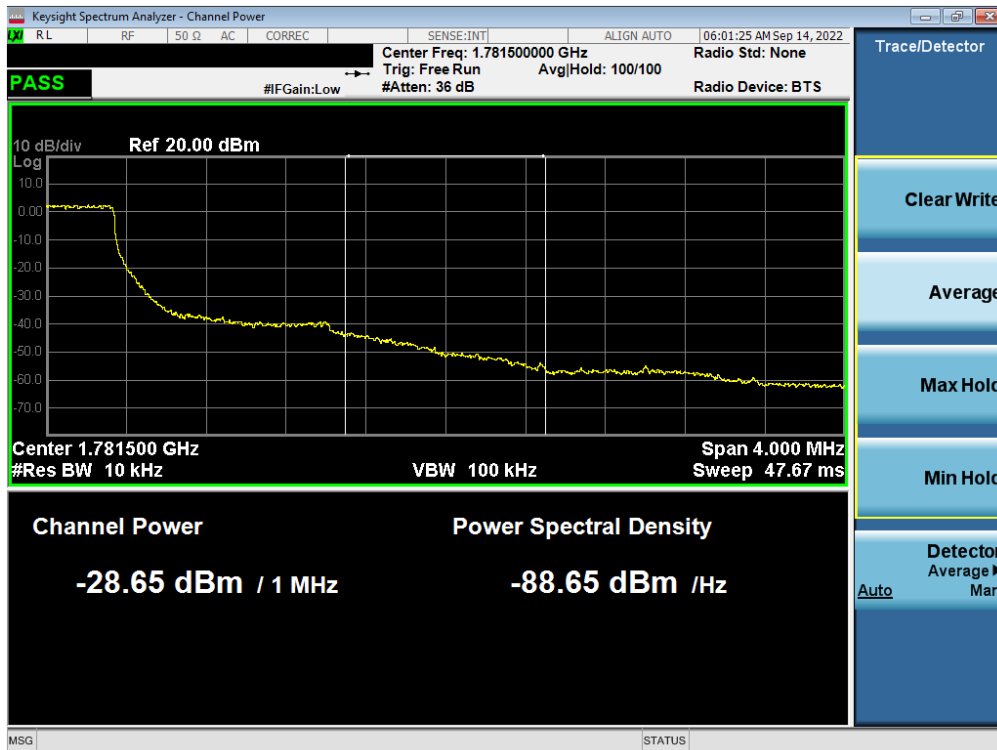


Plot 7-292. Upper Extended Band Edge Plot (LTE Band 4 – 1.4MHz QPSK – Full RB - Ant A)

FCC ID: A3LSMS918U	PART 27 MEASUREMENT REPORT		Approved by: Technical Manager
Test Report S/N: 1M2209010098-08-R1.A3L	Test Dates: 9/12/2022 - 11/08/2022	EUT Type: Portable Handset	Page 175 of 316



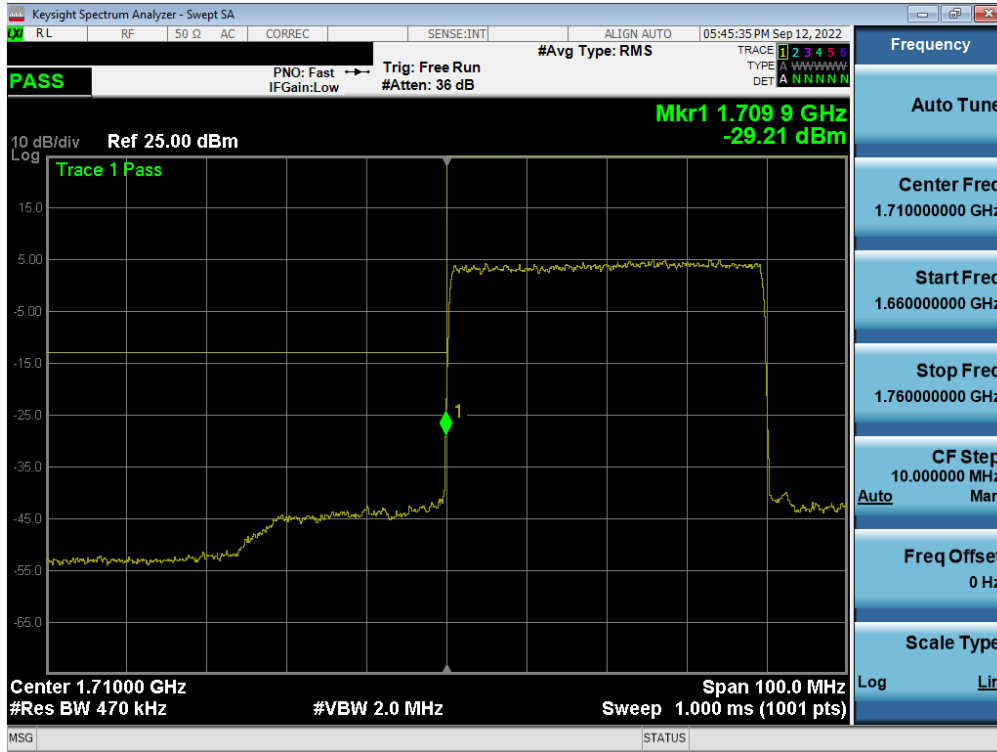
Plot 7-293. Upper Band Edge Plot (LTE Band 66 – 1.4MHz QPSK – Full RB - Ant A)



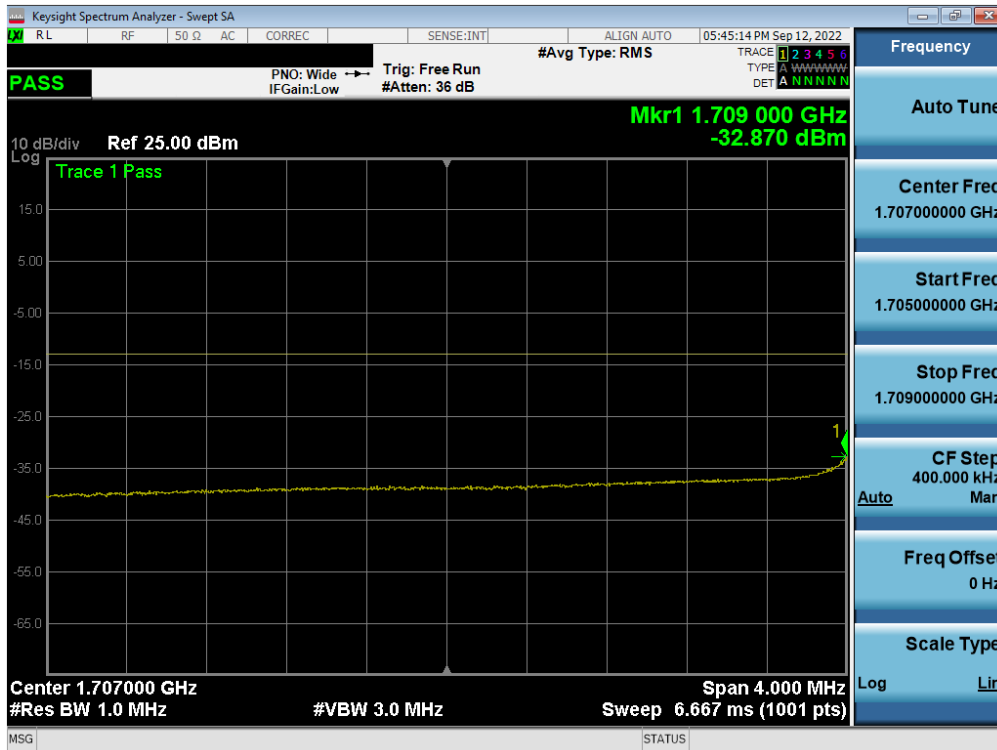
Plot 7-294. Upper Extended Band Edge Plot (LTE Band 66 – 1.4MHz QPSK – Full RB - Ant A)

FCC ID: A3LSMS918U	PART 27 MEASUREMENT REPORT		Approved by: Technical Manager
Test Report S/N: 1M2209010098-08-R1.A3L	Test Dates: 9/12/2022 - 11/08/2022	EUT Type: Portable Handset	Page 176 of 316

NR Band n66 – Ant A



Plot 7-295. Lower Band Edge Plot (NR Band n66 – 40.0MHz - Full RB - Ant A)

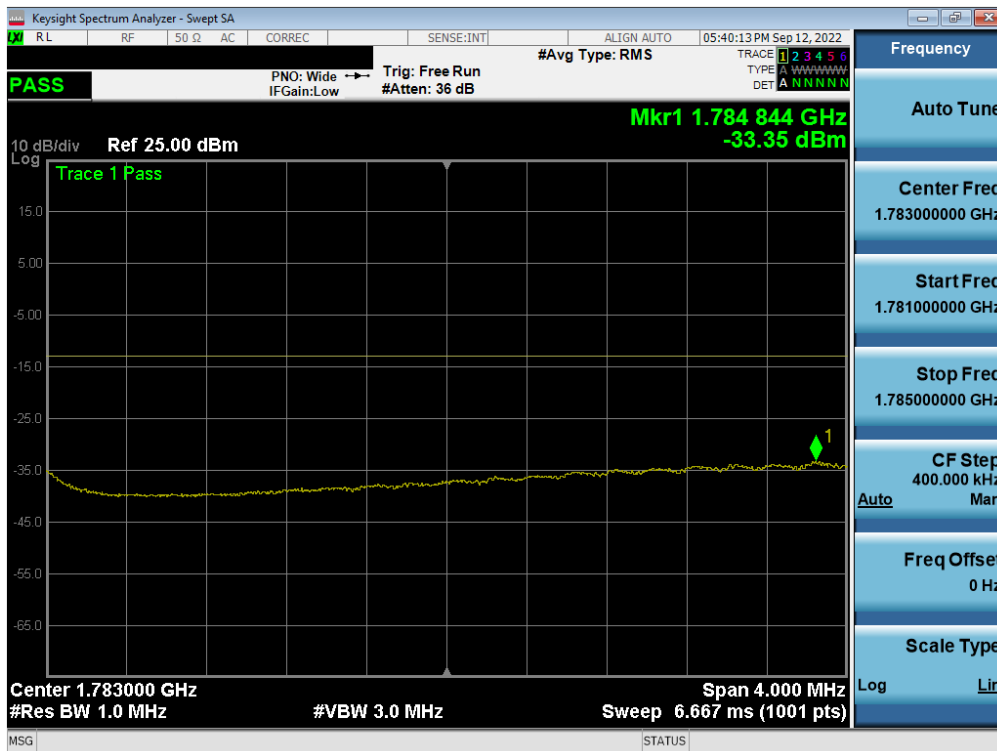


Plot 7-296. Lower Extended Band Edge Plot (NR Band n66 – 40.0MHz - Full RB - Ant A)

FCC ID: A3LSMS918U	PART 27 MEASUREMENT REPORT		Approved by: Technical Manager
Test Report S/N: 1M2209010098-08-R1.A3L	Test Dates: 9/12/2022 - 11/08/2022	EUT Type: Portable Handset	Page 177 of 316

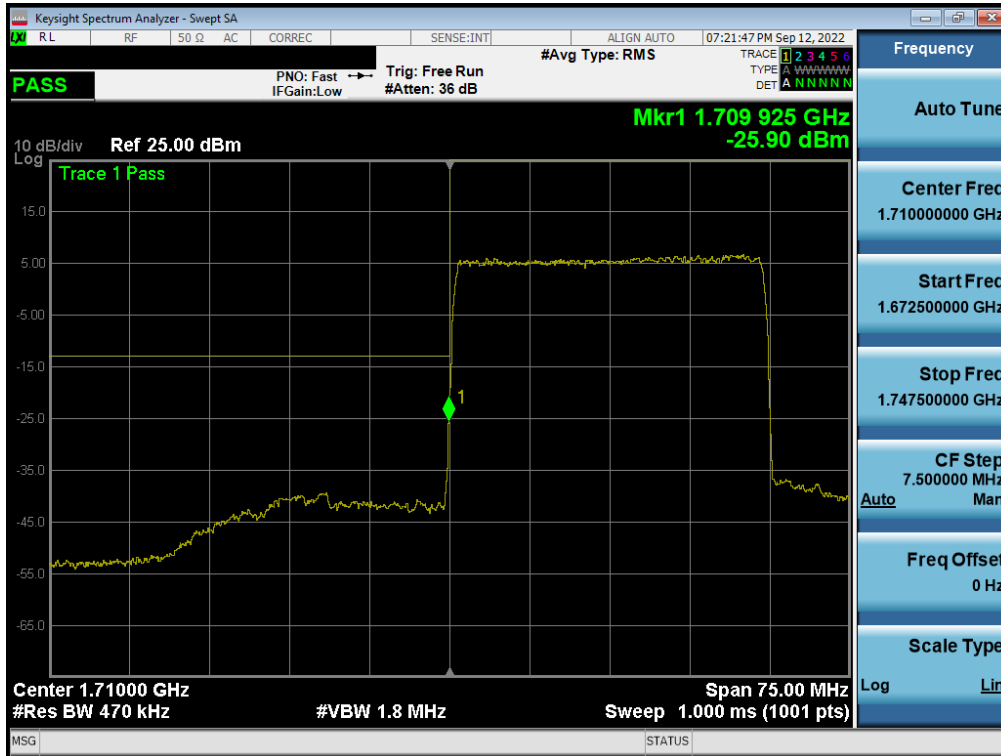


Plot 7-297. Upper Band Edge Plot (NR Band n66 – 40.0MHz - Full RB - Ant A)

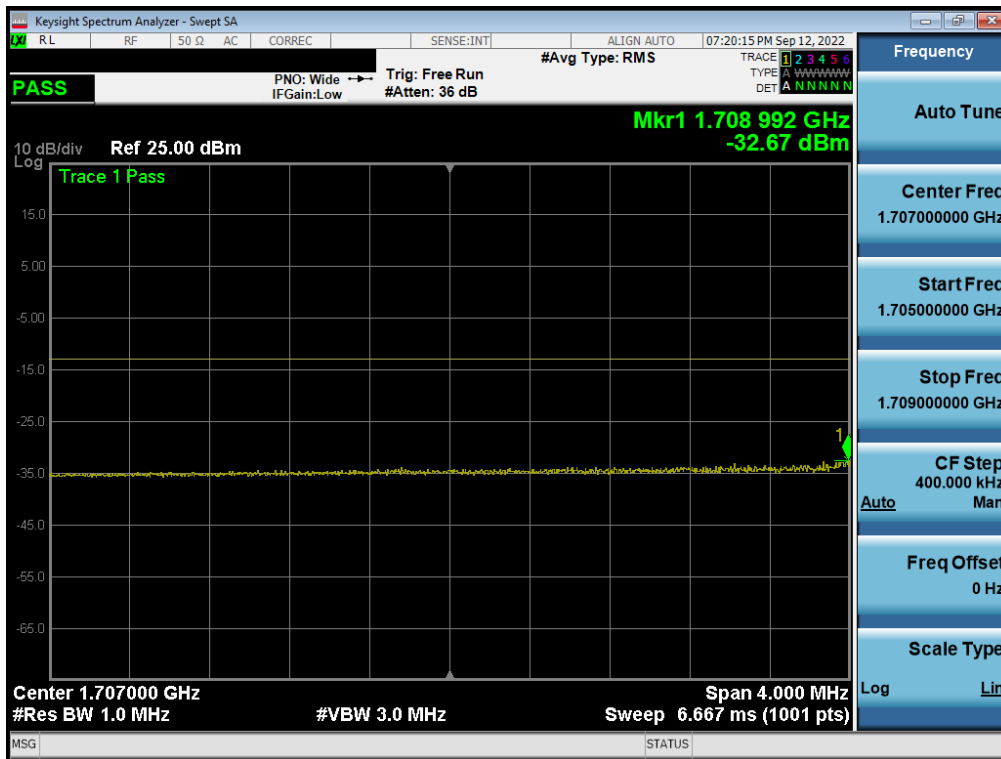


Plot 7-298. Upper Extended Band Edge Plot (NR Band n66 – 40.0MHz - Full RB - Ant A)

FCC ID: A3LSMS918U	PART 27 MEASUREMENT REPORT		Approved by: Technical Manager
Test Report S/N: 1M2209010098-08-R1.A3L	Test Dates: 9/12/2022 - 11/08/2022	EUT Type: Portable Handset	Page 178 of 316

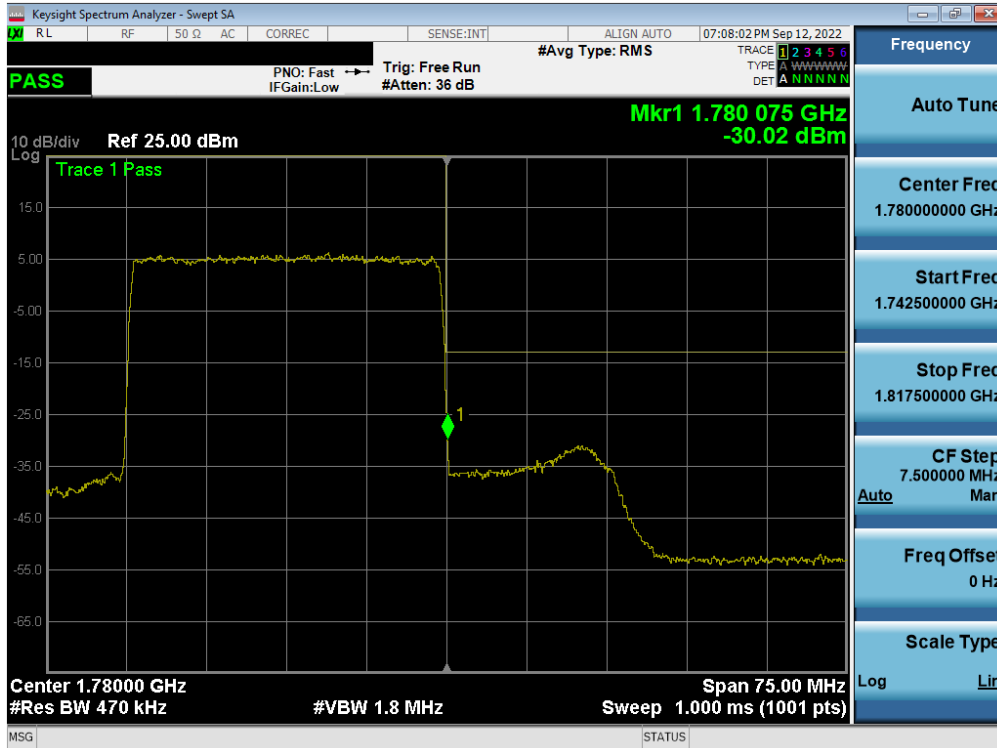


Plot 7-299. Lower Band Edge Plot (NR Band n66 – 30.0MHz - Full RB - Ant A)

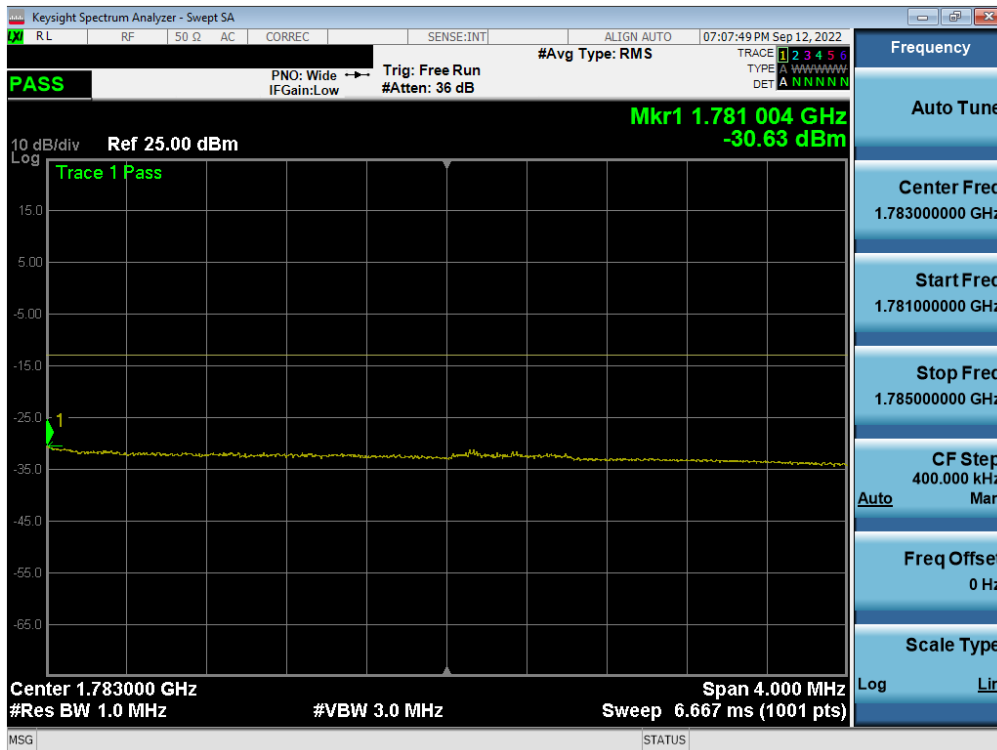


Plot 7-300. Lower Extended Band Edge Plot (NR Band n66 – 30.0MHz - Full RB - Ant A)

FCC ID: A3LSMS918U	PART 27 MEASUREMENT REPORT		Approved by: Technical Manager
Test Report S/N: 1M2209010098-08-R1.A3L	Test Dates: 9/12/2022 - 11/08/2022	EUT Type: Portable Handset	Page 179 of 316

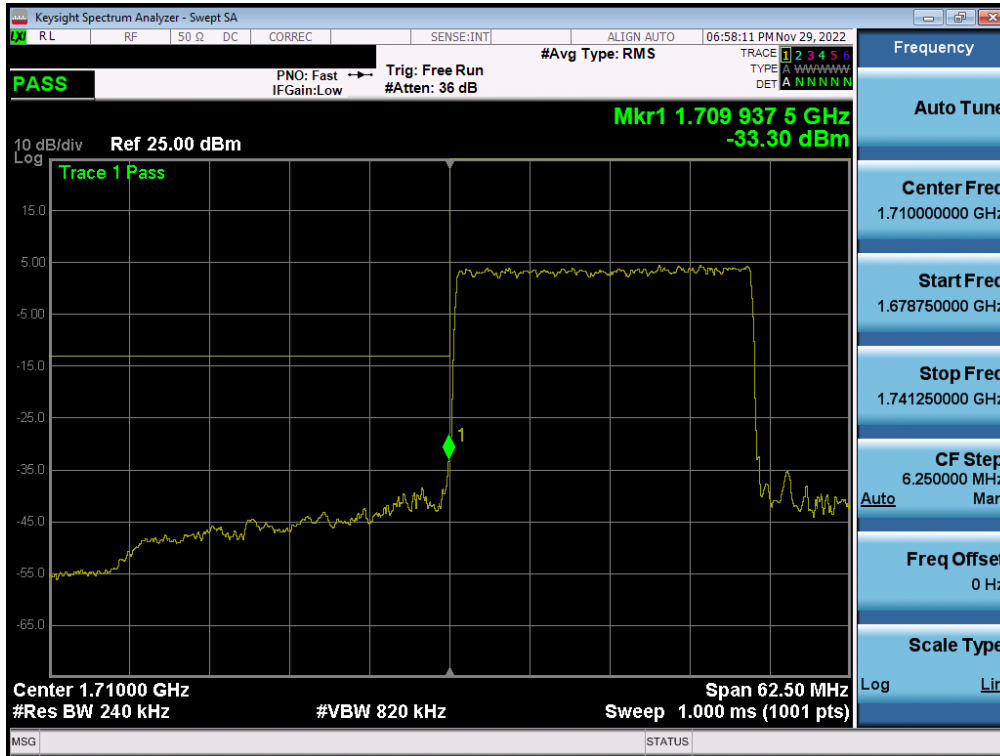


Plot 7-301. Upper Band Edge Plot (NR Band n66 – 30.0MHz - Full RB - Ant A)

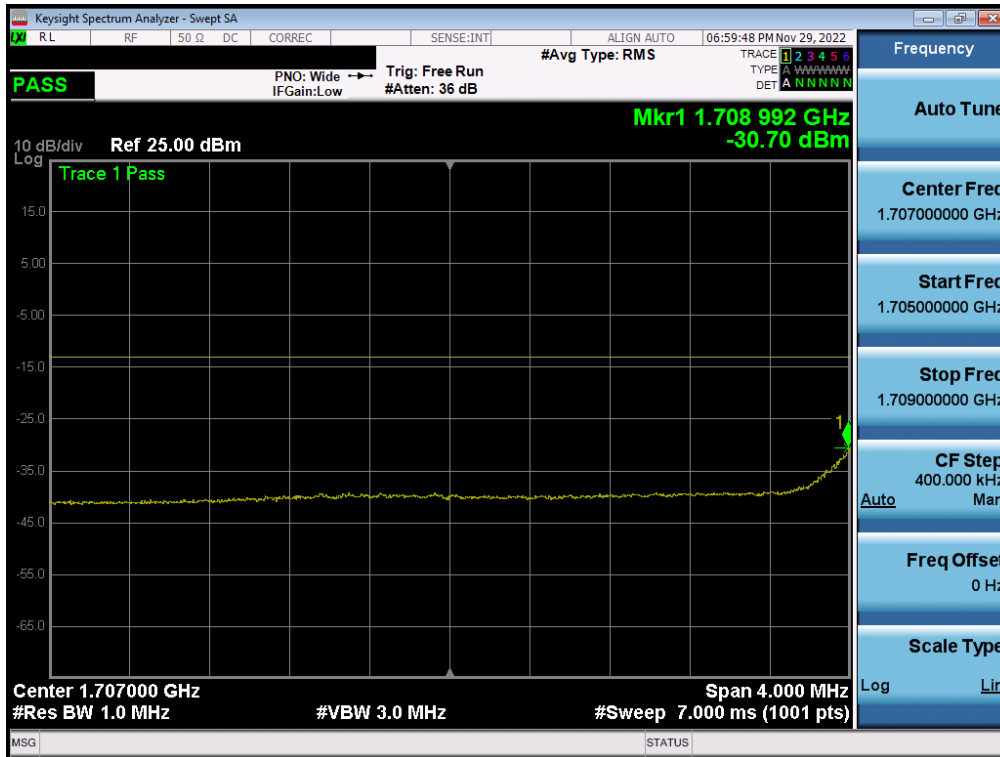


Plot 7-302. Upper Extended Band Edge Plot (NR Band n66 – 30.0MHz - Full RB - Ant A)

FCC ID: A3LSMS918U	PART 27 MEASUREMENT REPORT		Approved by: Technical Manager
Test Report S/N: 1M2209010098-08-R1.A3L	Test Dates: 9/12/2022 - 11/08/2022	EUT Type: Portable Handset	Page 180 of 316



Plot 7-303. Lower Band Edge Plot (NR Band n66 – 25.0MHz - Full RB - Ant A)

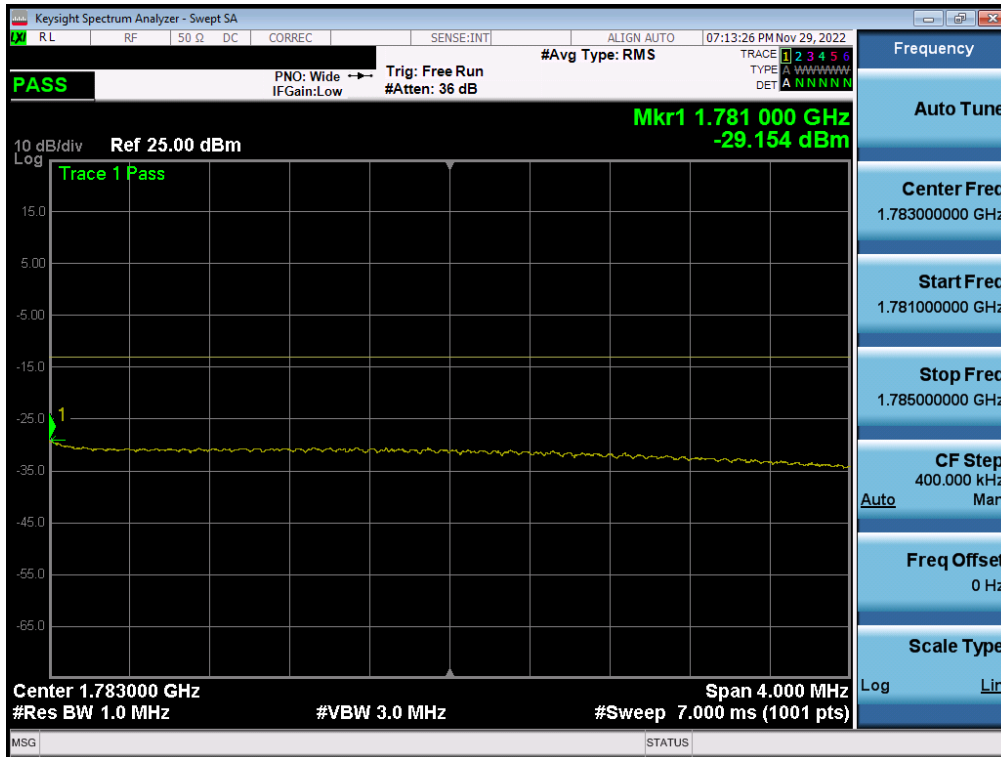


Plot 7-304. Lower Extended Band Edge Plot (NR Band n66 – 25.0MHz - Full RB - Ant A)

FCC ID: A3LSMS918U	PART 27 MEASUREMENT REPORT		Approved by: Technical Manager
Test Report S/N: 1M2209010098-08-R1.A3L	Test Dates: 9/12/2022 - 11/08/2022	EUT Type: Portable Handset	Page 181 of 316

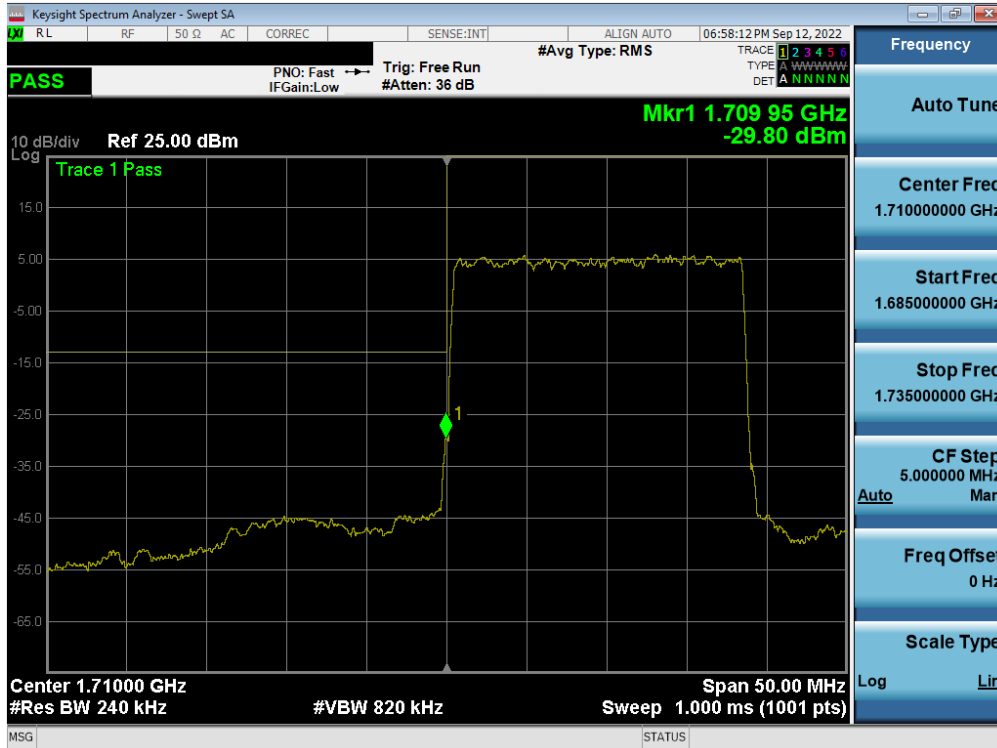


Plot 7-305. Upper Band Edge Plot (NR Band n66 – 25.0MHz - Full RB - Ant A)

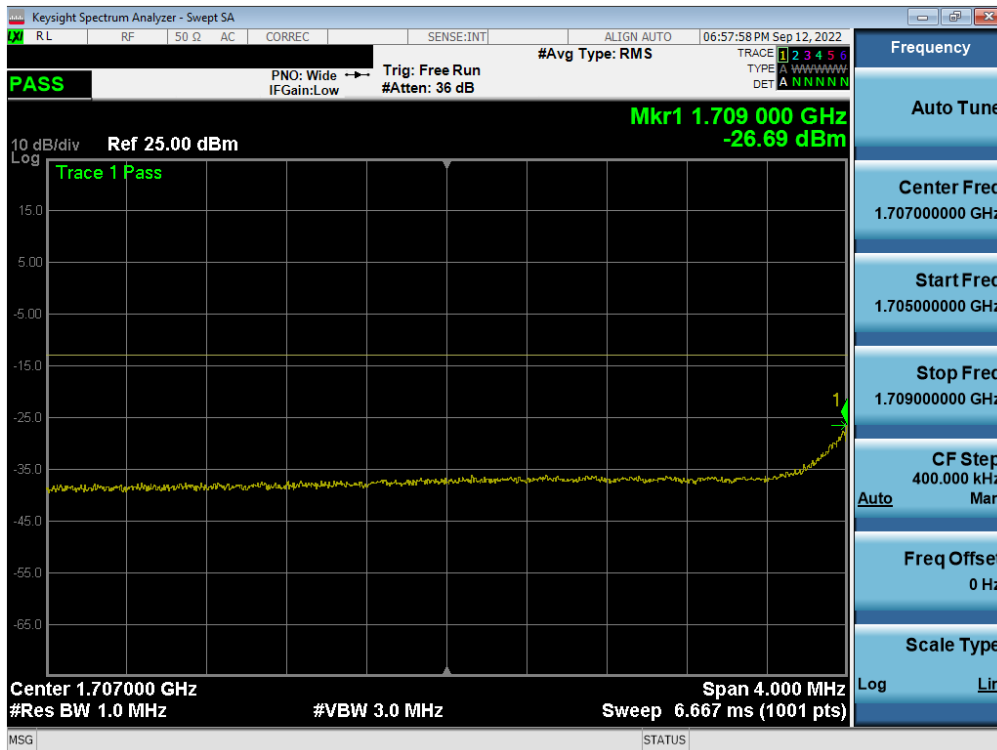


Plot 7-306. Upper Extended Band Edge Plot (NR Band n66 – 25.0MHz - Full RB - Ant A)

FCC ID: A3LSMS918U	PART 27 MEASUREMENT REPORT		Approved by: Technical Manager
Test Report S/N: 1M2209010098-08-R1.A3L	Test Dates: 9/12/2022 - 11/08/2022	EUT Type: Portable Handset	Page 182 of 316



Plot 7-307. Lower Band Edge Plot (NR Band n66 – 20.0MHz - Full RB - Ant A)

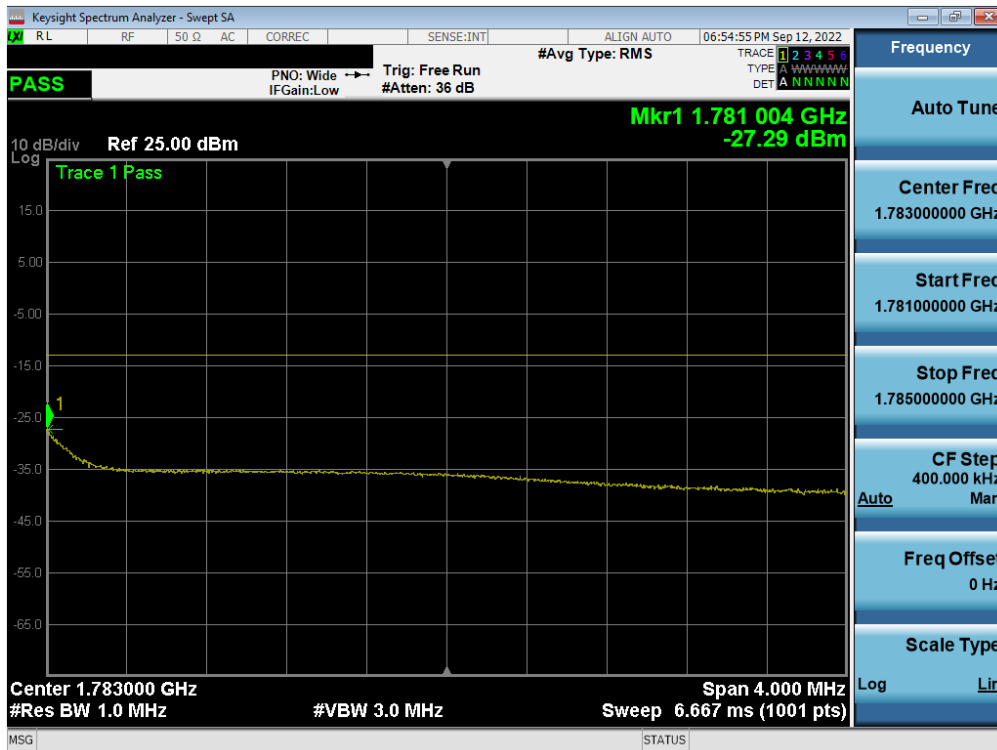


Plot 7-308. Lower Extended Band Edge Plot (NR Band n66 – 20.0MHz - Full RB - Ant A)

FCC ID: A3LSMS918U	PART 27 MEASUREMENT REPORT		Approved by: Technical Manager
Test Report S/N: 1M2209010098-08-R1.A3L	Test Dates: 9/12/2022 - 11/08/2022	EUT Type: Portable Handset	Page 183 of 316

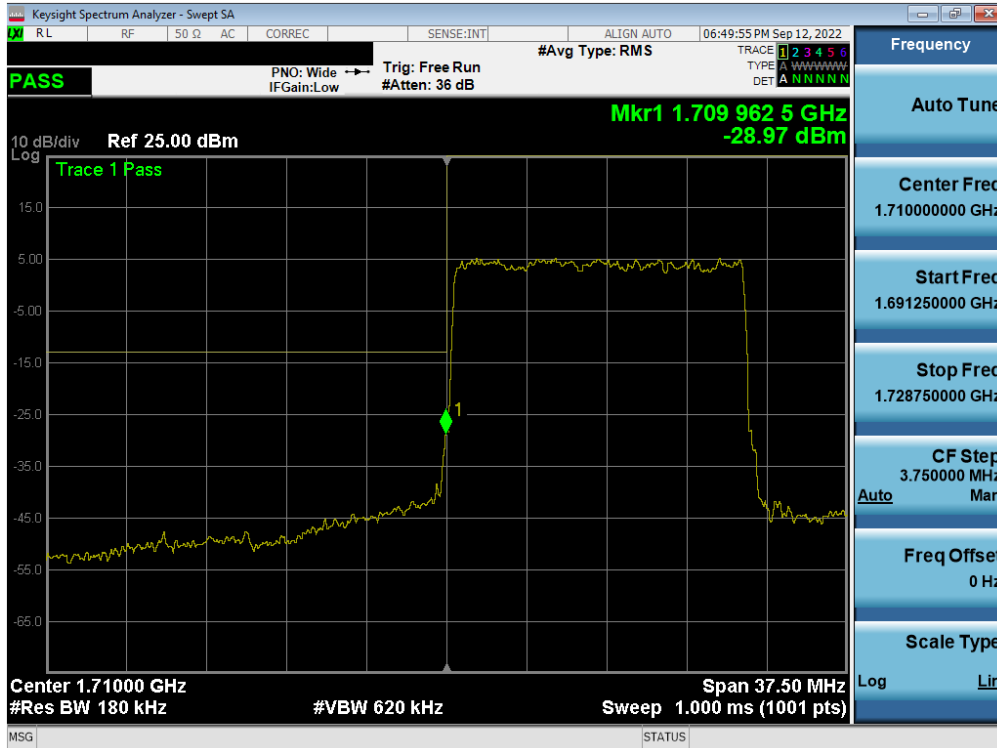


Plot 7-309. Upper Band Edge Plot (NR Band n66 – 20.0MHz - Full RB - Ant A)

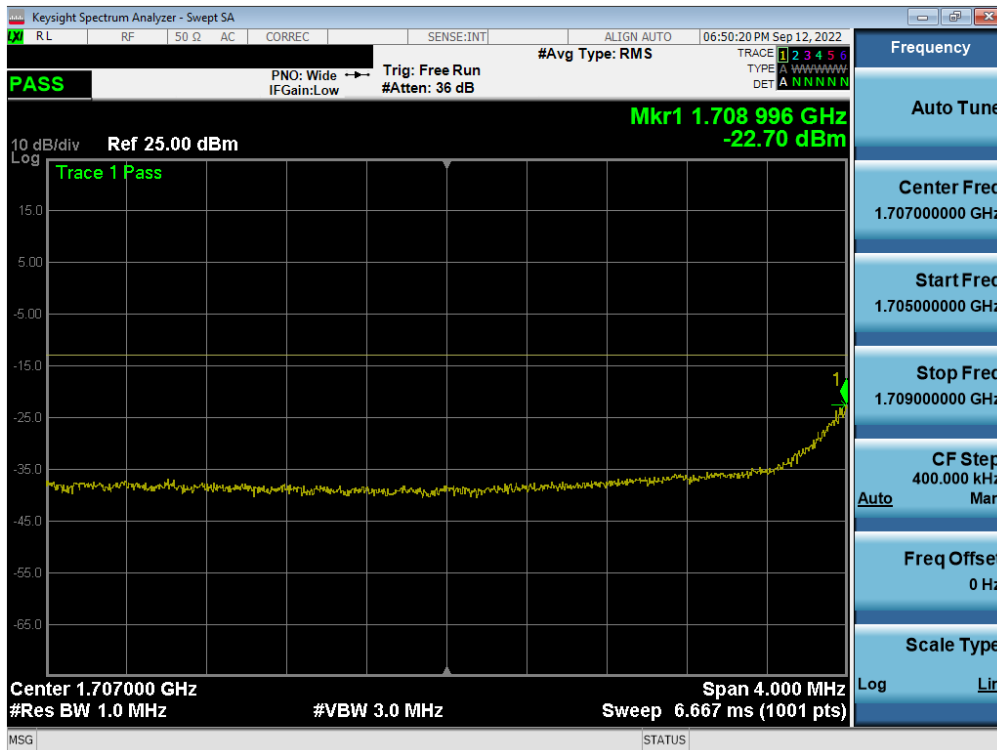


Plot 7-310. Upper Extended Band Edge Plot (NR Band n66 – 20.0MHz - Full RB - Ant A)

FCC ID: A3LSMS918U	PART 27 MEASUREMENT REPORT		Approved by: Technical Manager
Test Report S/N: 1M2209010098-08-R1.A3L	Test Dates: 9/12/2022 - 11/08/2022	EUT Type: Portable Handset	Page 184 of 316

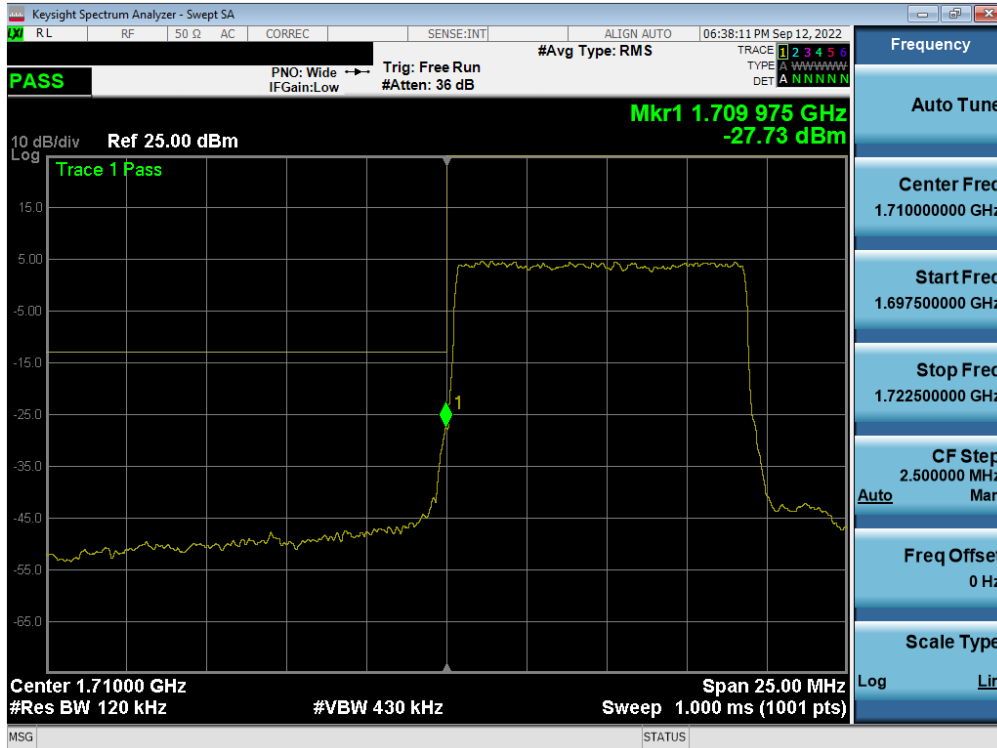


Plot 7-311. Lower Band Edge Plot (NR Band n66 – 15.0MHz - Full RB - Ant A)

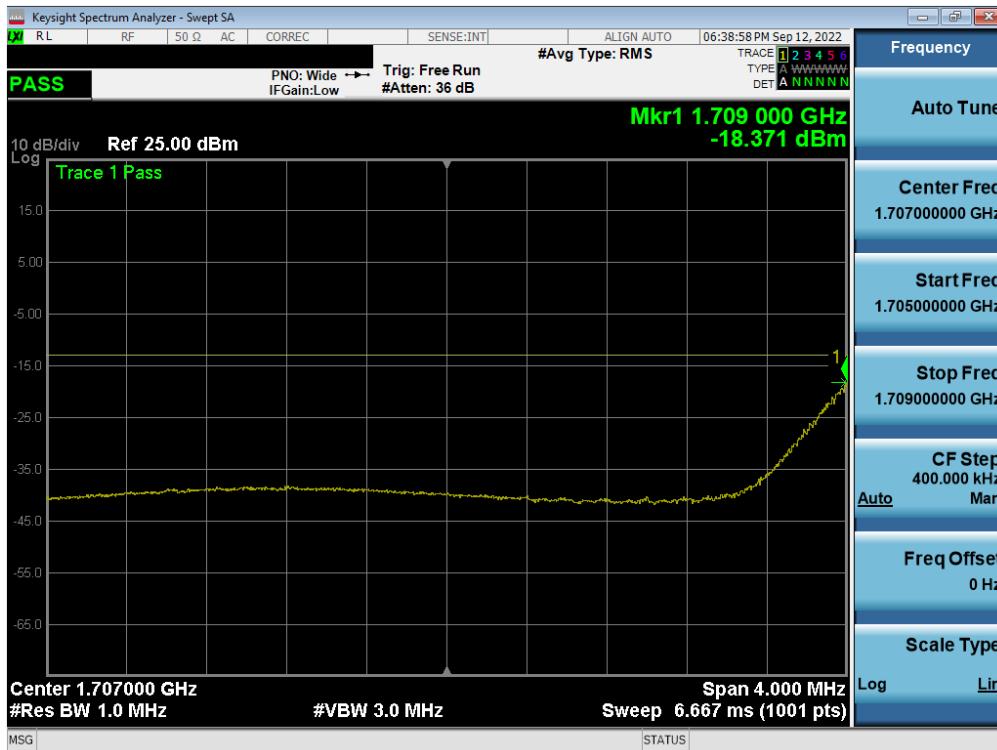


Plot 7-312. Lower Extended Band Edge Plot (NR Band n66 – 15.0MHz - Full RB - Ant A)

FCC ID: A3LSMS918U	PART 27 MEASUREMENT REPORT		Approved by: Technical Manager
Test Report S/N: 1M2209010098-08-R1.A3L	Test Dates: 9/12/2022 - 11/08/2022	EUT Type: Portable Handset	Page 185 of 316

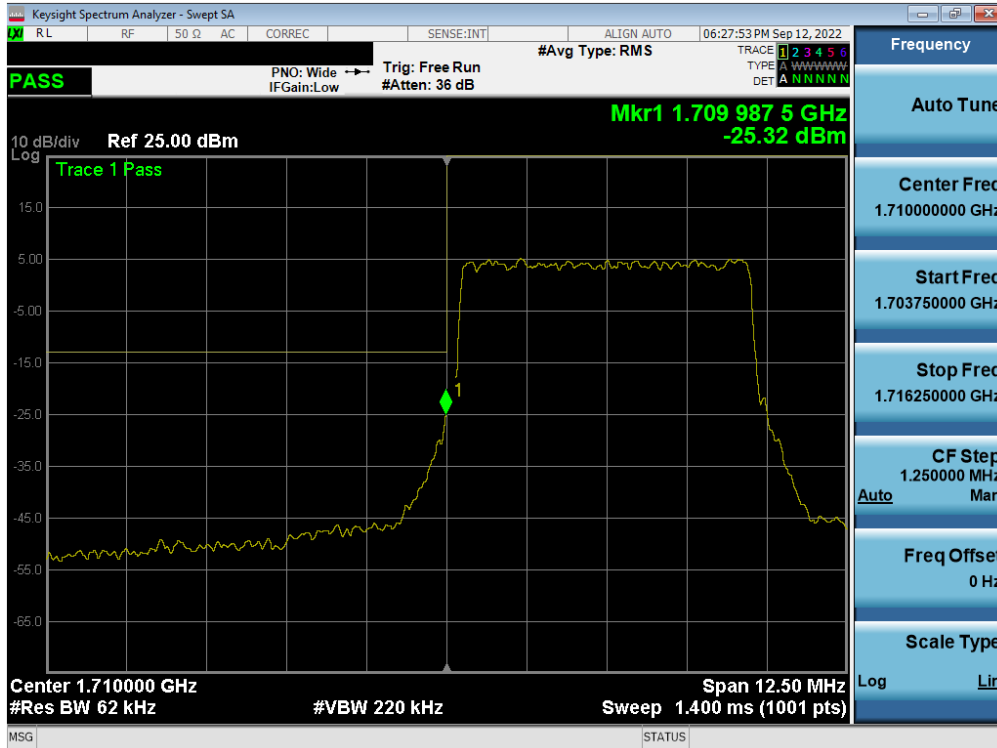


Plot 7-315. Lower Band Edge Plot (NR Band n66 – 10.0MHz - Full RB - Ant A)

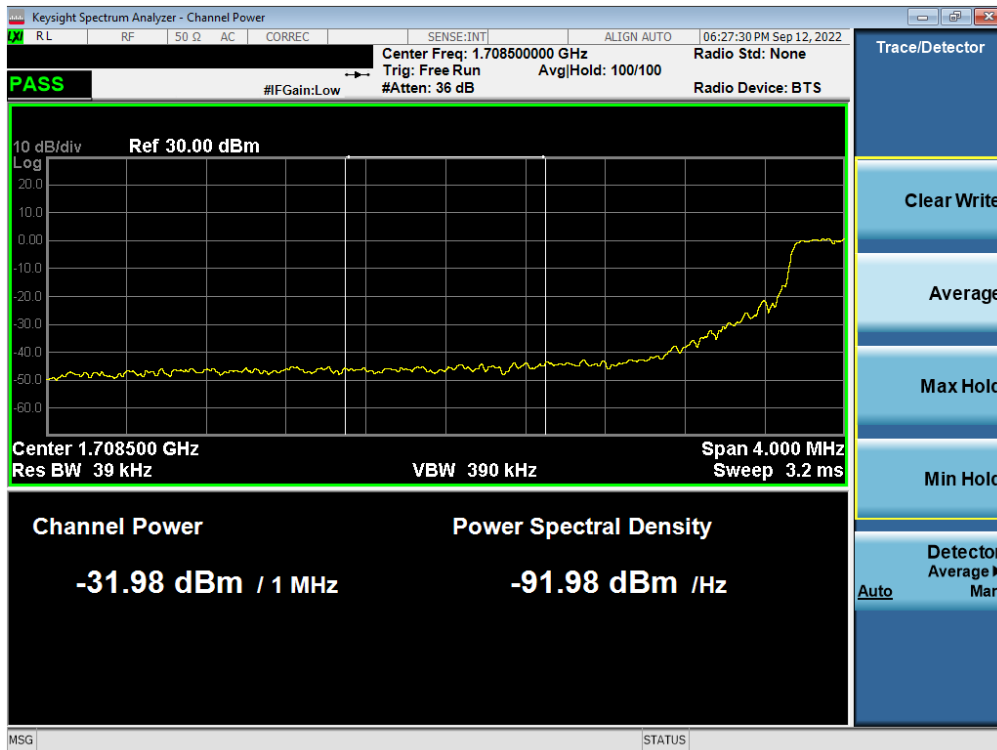


Plot 7-316. Lower Extended Band Edge Plot (NR Band n66 – 10.0MHz - Full RB - Ant A)

FCC ID: A3LSMS918U	PART 27 MEASUREMENT REPORT		Approved by: Technical Manager
Test Report S/N: 1M2209010098-08-R1.A3L	Test Dates: 9/12/2022 - 11/08/2022	EUT Type: Portable Handset	Page 187 of 316

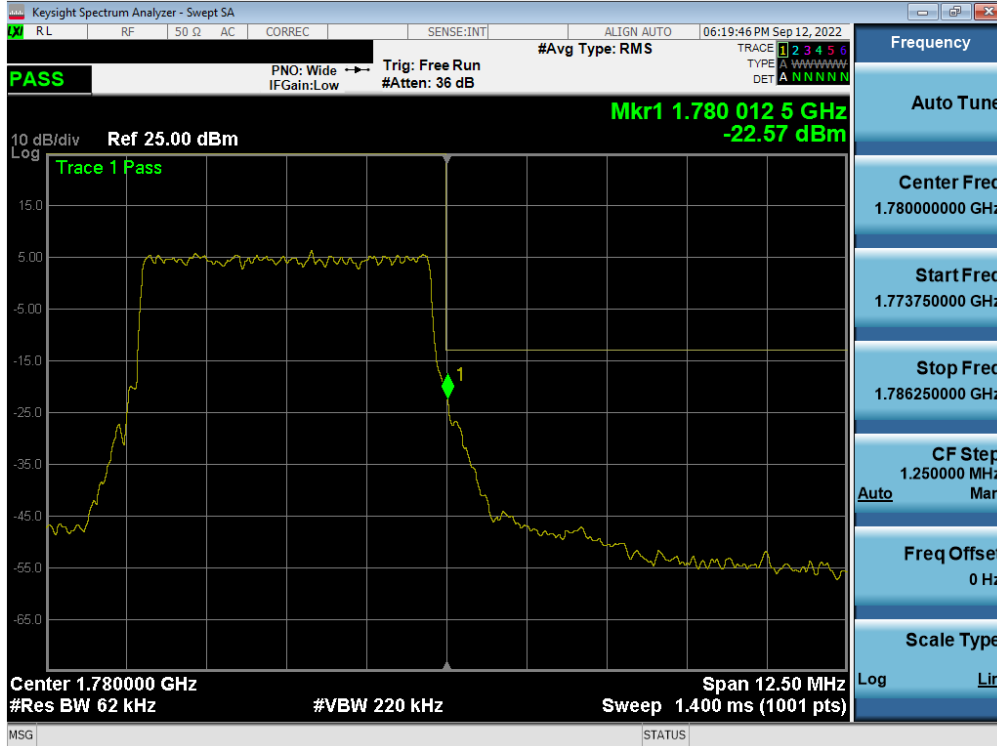


Plot 7-319. Lower Band Edge Plot (NR Band n66 – 5.0MHz - Full RB - Ant A)

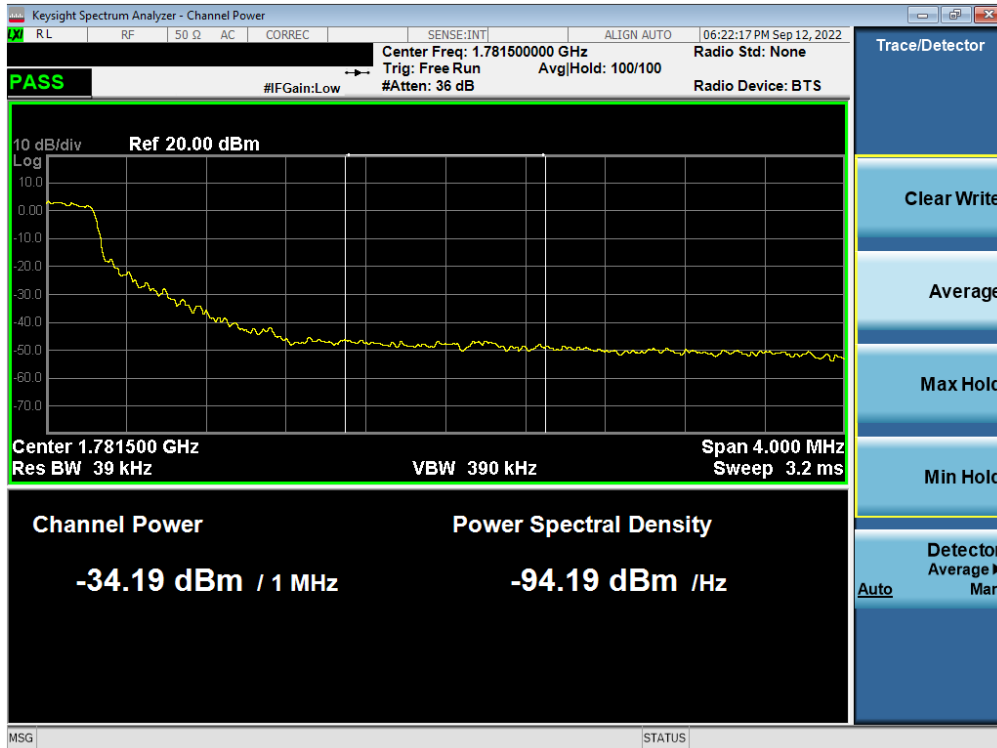


Plot 7-320. Lower Extended Band Edge Plot (NR Band n66 – 5.0MHz - Full RB - Ant A)

FCC ID: A3LSMS918U	PART 27 MEASUREMENT REPORT		Approved by: Technical Manager
Test Report S/N: 1M2209010098-08-R1.A3L	Test Dates: 9/12/2022 - 11/08/2022	EUT Type: Portable Handset	Page 189 of 316



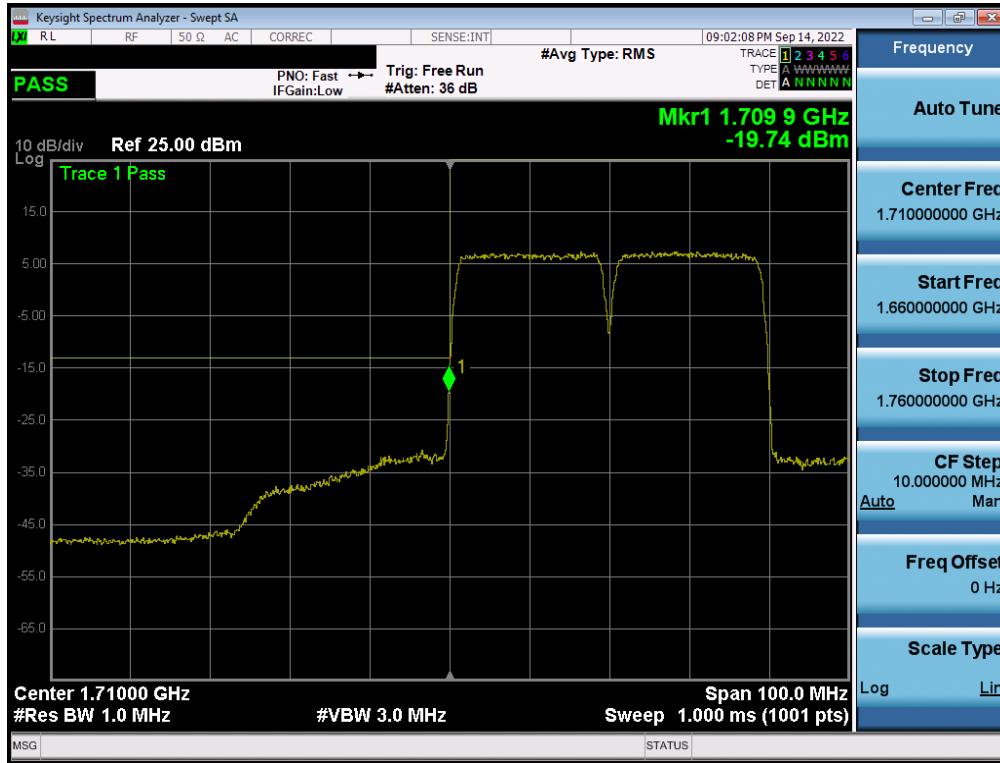
Plot 7-321. Upper Band Edge Plot (NR Band n66 – 5.0MHz - Full RB - Ant A)



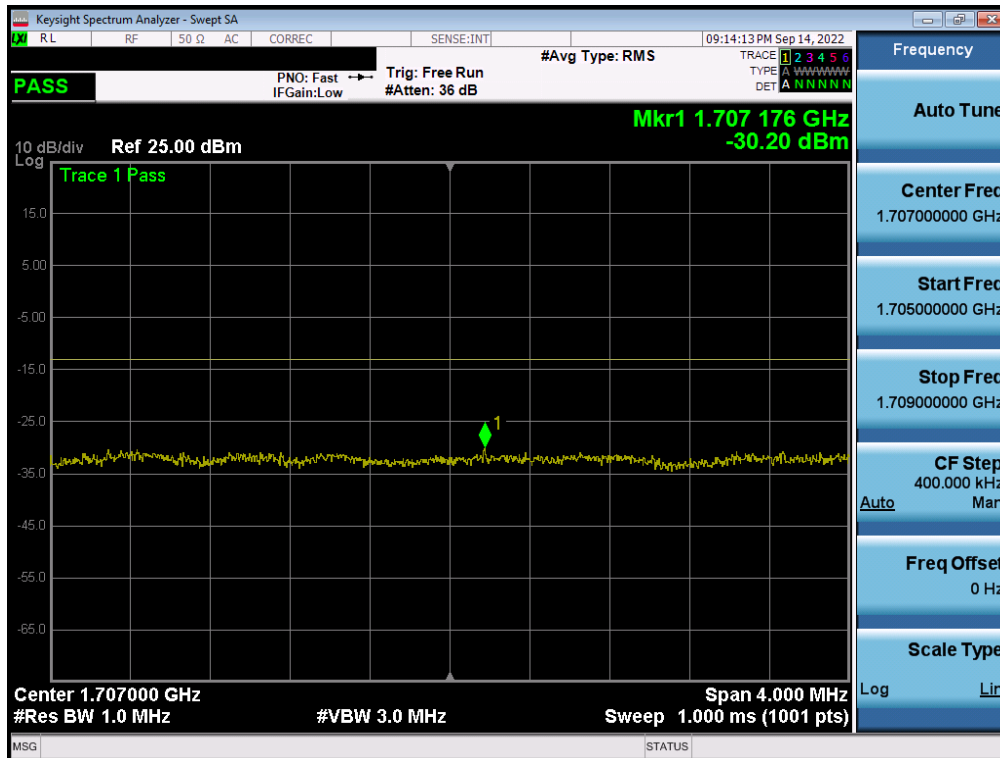
Plot 7-322. Upper Extended Band Edge Plot (NR Band n66 – 5.0MHz - Full RB - Ant A)

FCC ID: A3LSMS918U	PART 27 MEASUREMENT REPORT		Approved by: Technical Manager
Test Report S/N: 1M2209010098-08-R1.A3L	Test Dates: 9/12/2022 - 11/08/2022	EUT Type: Portable Handset	Page 190 of 316

Uplink CA LTE Band 66B/C – Ant A



Plot 7-323. Lower Band Edge Plot (ULCA LTE Band 66 - Ant A)

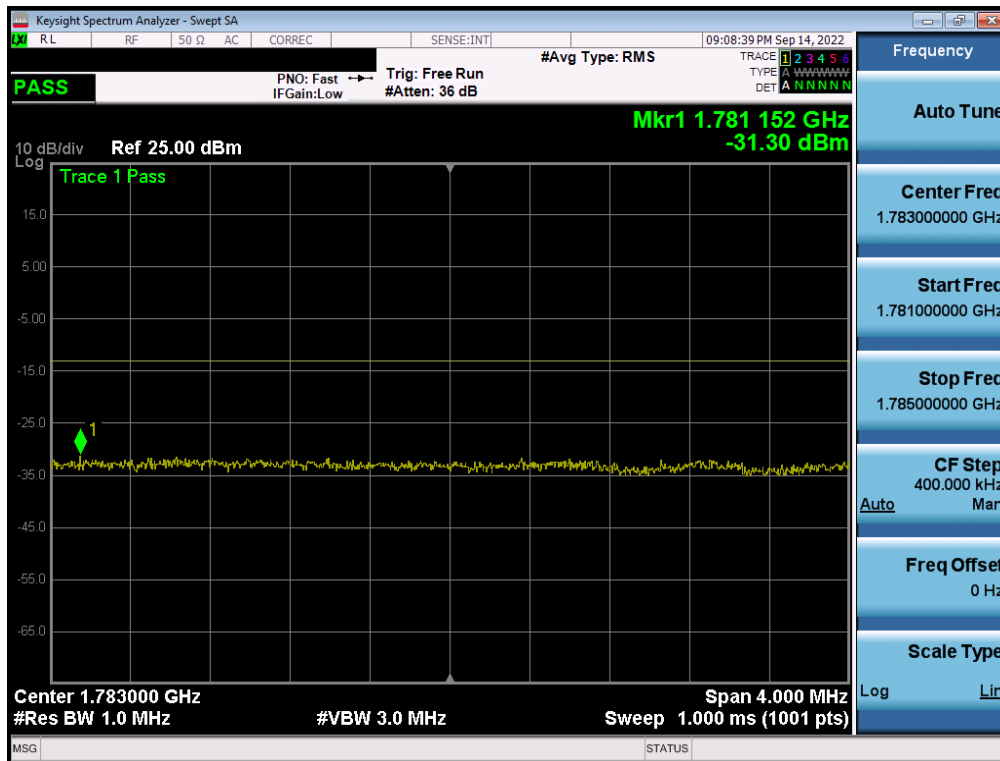


Plot 7-324. Lower Extended Band Edge Plot (ULCA LTE Band 66 - Ant A)

FCC ID: A3LSMS918U	PART 27 MEASUREMENT REPORT		Approved by: Technical Manager
Test Report S/N: 1M2209010098-08-R1.A3L	Test Dates: 9/12/2022 - 11/08/2022	EUT Type: Portable Handset	Page 191 of 316



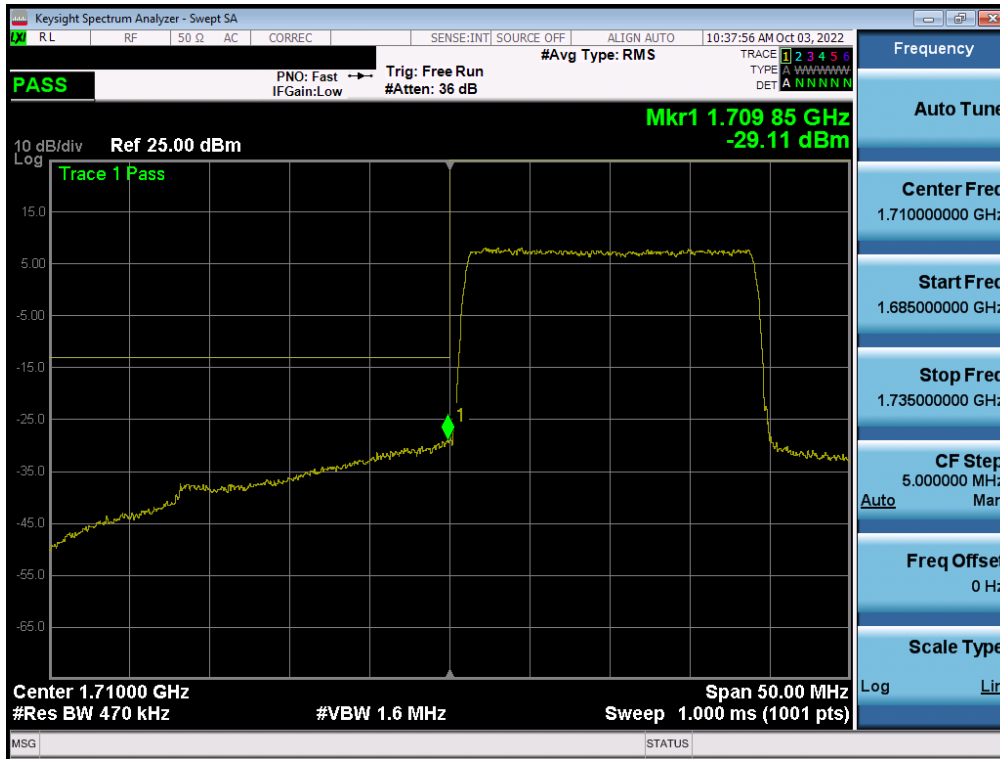
Plot 7-325. Upper Band Edge Plot (ULCA LTE Band 66 - Ant A)



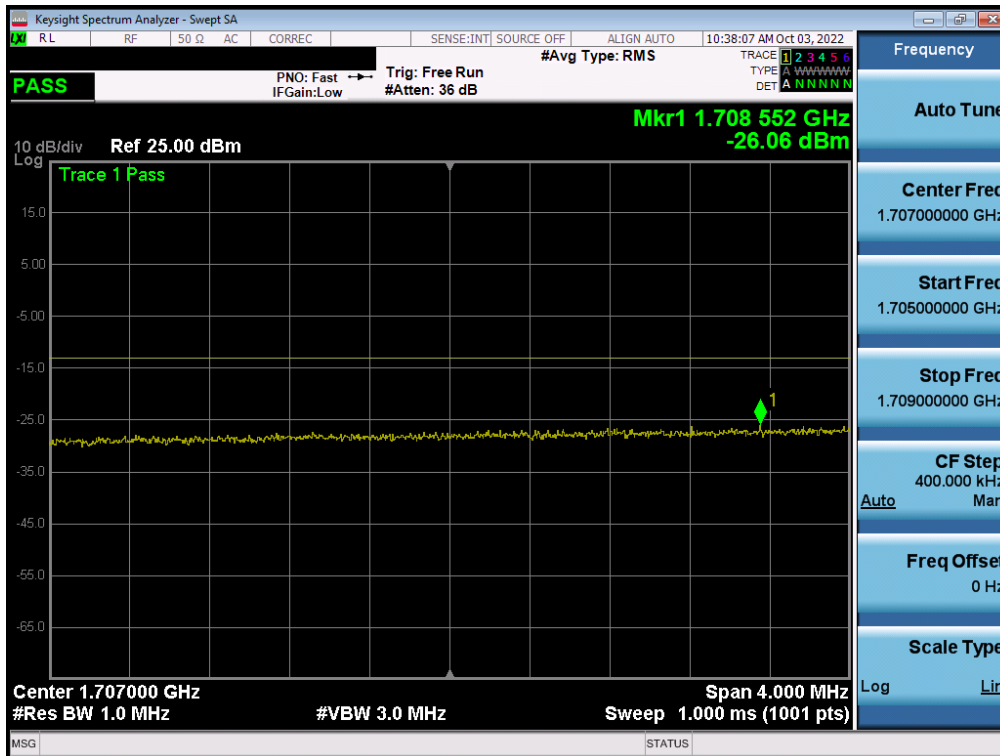
Plot 7-326. Upper Extended Band Edge Plot (ULCA LTE Band 66 - Ant A)

FCC ID: A3LSMS918U	PART 27 MEASUREMENT REPORT		Approved by: Technical Manager
Test Report S/N: 1M2209010098-08-R1.A3L	Test Dates: 9/12/2022 - 11/08/2022	EUT Type: Portable Handset	Page 192 of 316

LTE Band 66/4 – Ant F



Plot 7-327. Lower Band Edge Plot (LTE Band 66/4 - 20MHz QPSK – Full RB - Ant F)

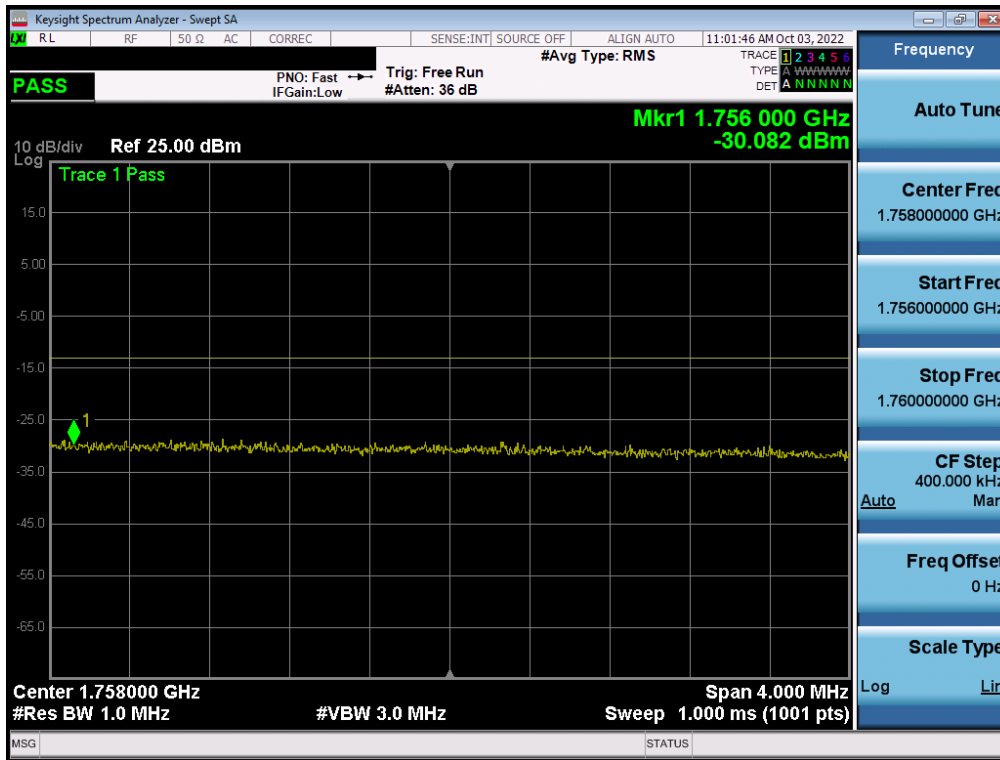


Plot 7-328. Lower Extended Band Edge Plot (LTE Band 66/4 - 20MHz QPSK – Full RB - Ant F)

FCC ID: A3LSMS918U	PART 27 MEASUREMENT REPORT		Approved by: Technical Manager
Test Report S/N: 1M2209010098-08-R1.A3L	Test Dates: 9/12/2022 - 11/08/2022	EUT Type: Portable Handset	Page 193 of 316



Plot 7-329. Upper Band Edge Plot (LTE Band 4 - 20MHz QPSK – Full RB - Ant F)

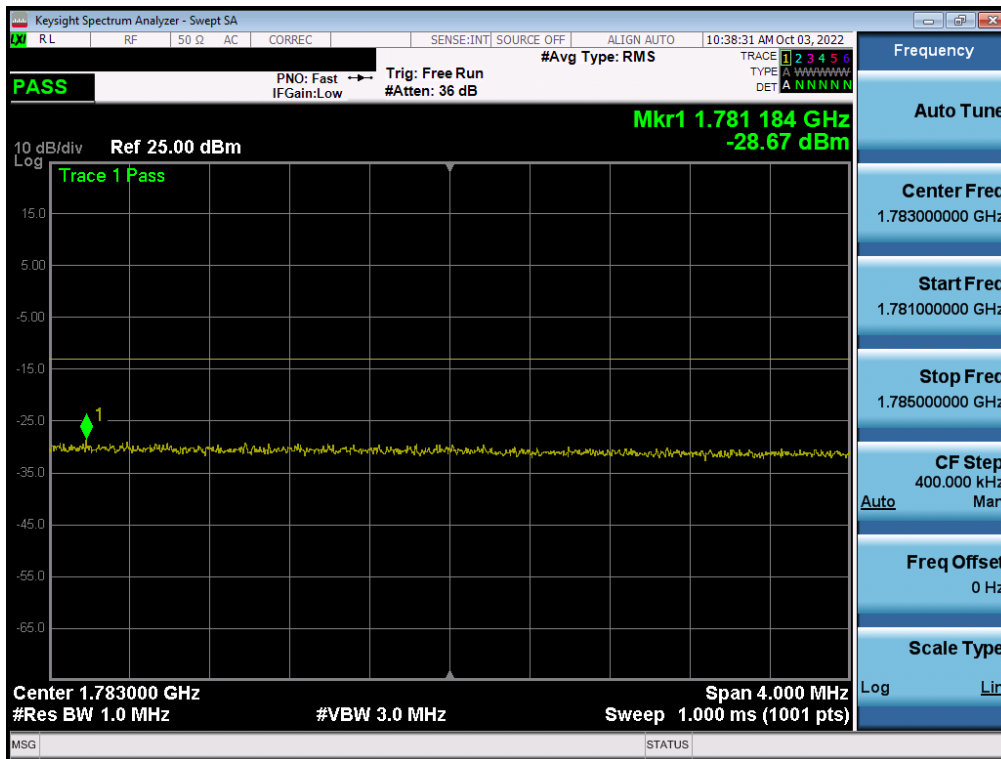


Plot 7-330. Upper Extended Band Edge Plot (LTE Band 4 - 20MHz QPSK – Full RB - Ant F)

FCC ID: A3LSMS918U	PART 27 MEASUREMENT REPORT		Approved by: Technical Manager
Test Report S/N: 1M2209010098-08-R1.A3L	Test Dates: 9/12/2022 - 11/08/2022	EUT Type: Portable Handset	Page 194 of 316

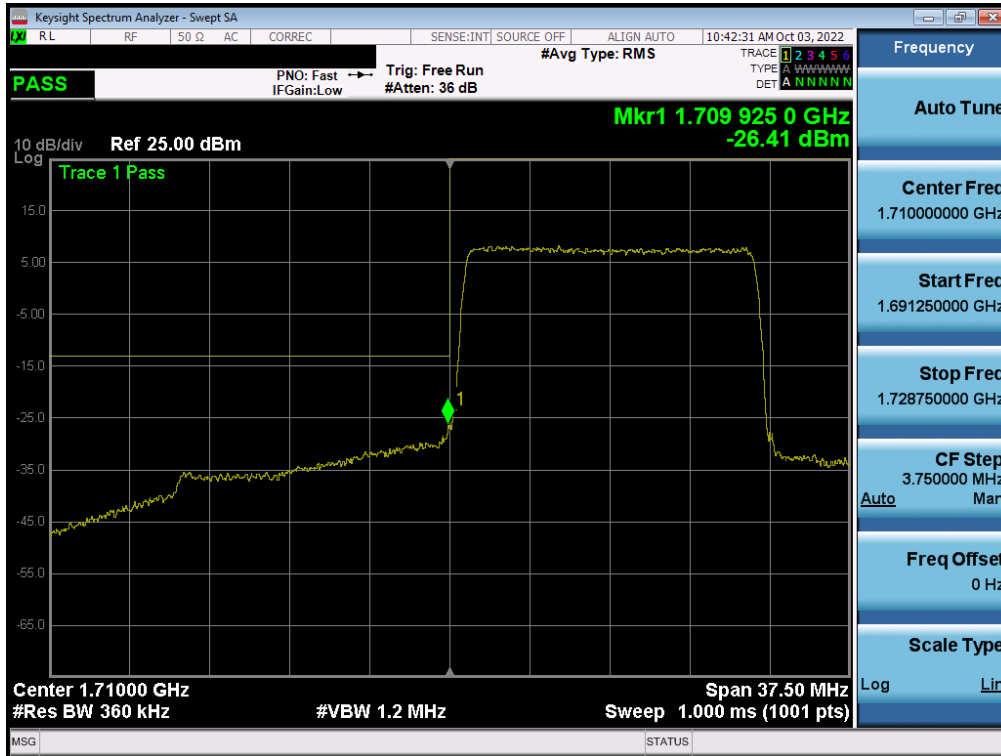


Plot 7-331. Upper Band Edge Plot (LTE Band 66 - 20MHz QPSK – Full RB - Ant F)

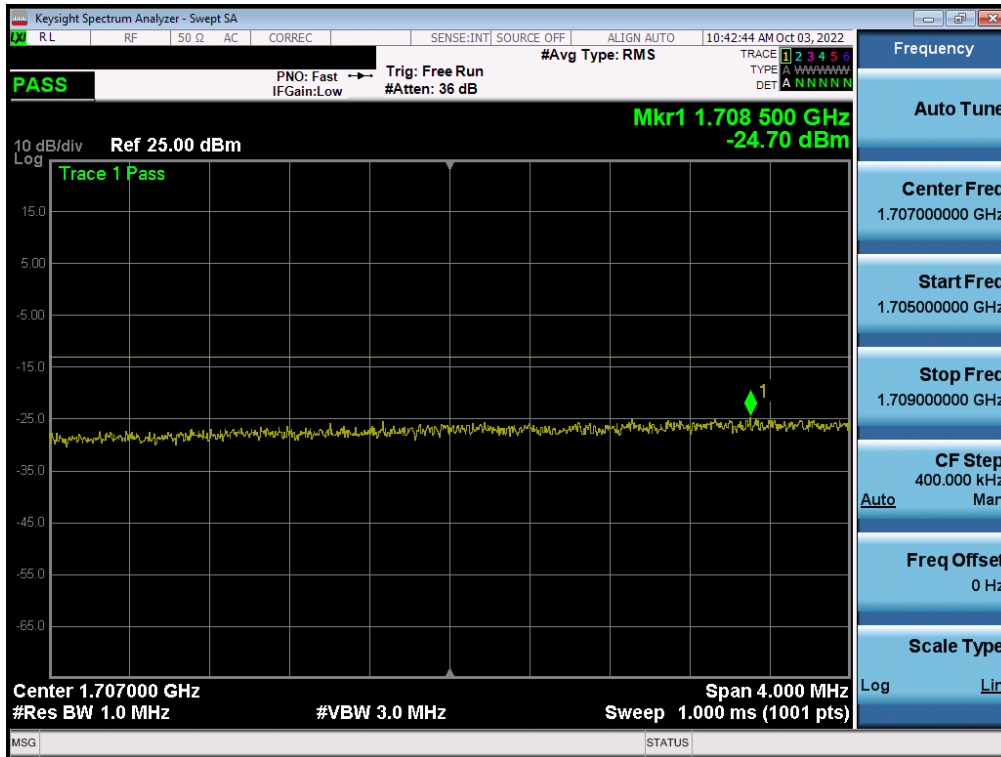


Plot 7-332. Channel Edge Plot (LTE Band 66 - 20MHz QPSK – Full RB - Ant F)

FCC ID: A3LSMS918U	PART 27 MEASUREMENT REPORT		Approved by: Technical Manager
Test Report S/N: 1M2209010098-08-R1.A3L	Test Dates: 9/12/2022 - 11/08/2022	EUT Type: Portable Handset	Page 195 of 316

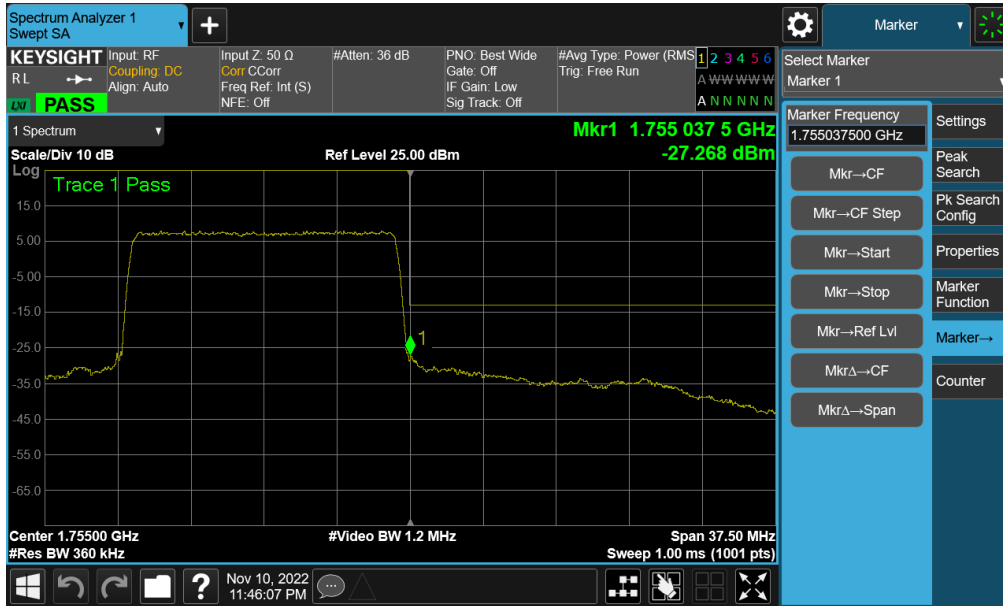


Plot 7-333. Lower Band Edge Plot (LTE Band 66/4 - 15MHz QPSK – Full RB - Ant F)

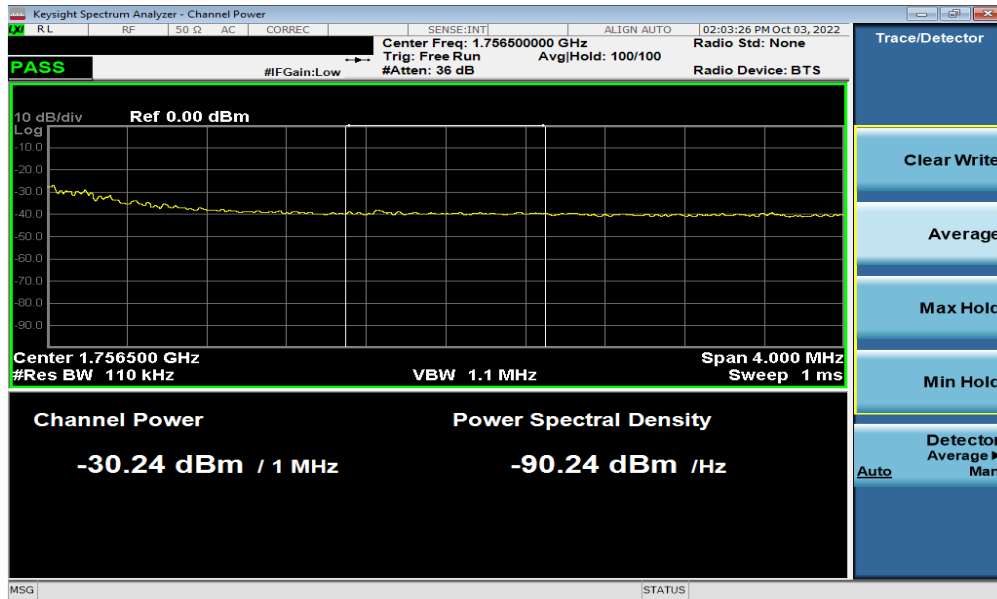


Plot 7-334. Lower Extended Band Edge Plot (LTE Band 66/4 - 15MHz QPSK – Full RB - Ant F)

FCC ID: A3LSMS918U	PART 27 MEASUREMENT REPORT		Approved by: Technical Manager
Test Report S/N: 1M2209010098-08-R1.A3L	Test Dates: 9/12/2022 - 11/08/2022	EUT Type: Portable Handset	Page 196 of 316



Plot 7-335. Upper Band Edge Plot (LTE Band 4 - 15MHz QPSK – Full RB - Ant F)

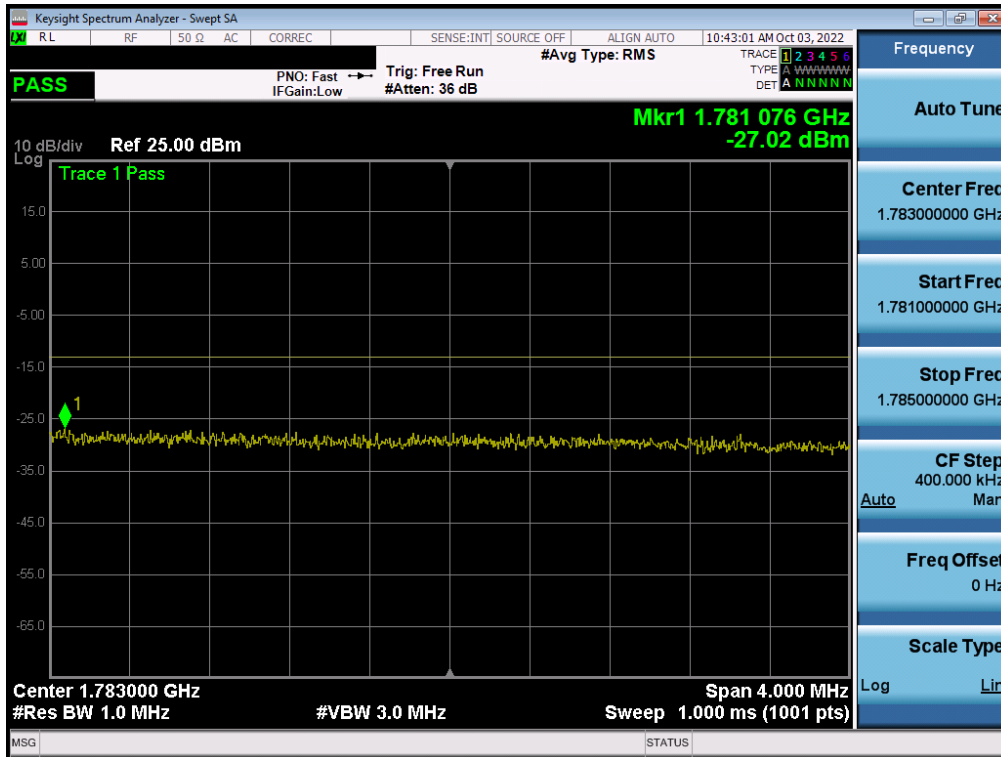


Plot 7-336. Upper Extended Band Edge Plot (LTE Band 4 - 15MHz QPSK – Full RB - Ant F)

FCC ID: A3LSMS918U	PART 27 MEASUREMENT REPORT		Approved by: Technical Manager
Test Report S/N: 1M2209010098-08-R1.A3L	Test Dates: 9/12/2022 - 11/08/2022	EUT Type: Portable Handset	Page 197 of 316

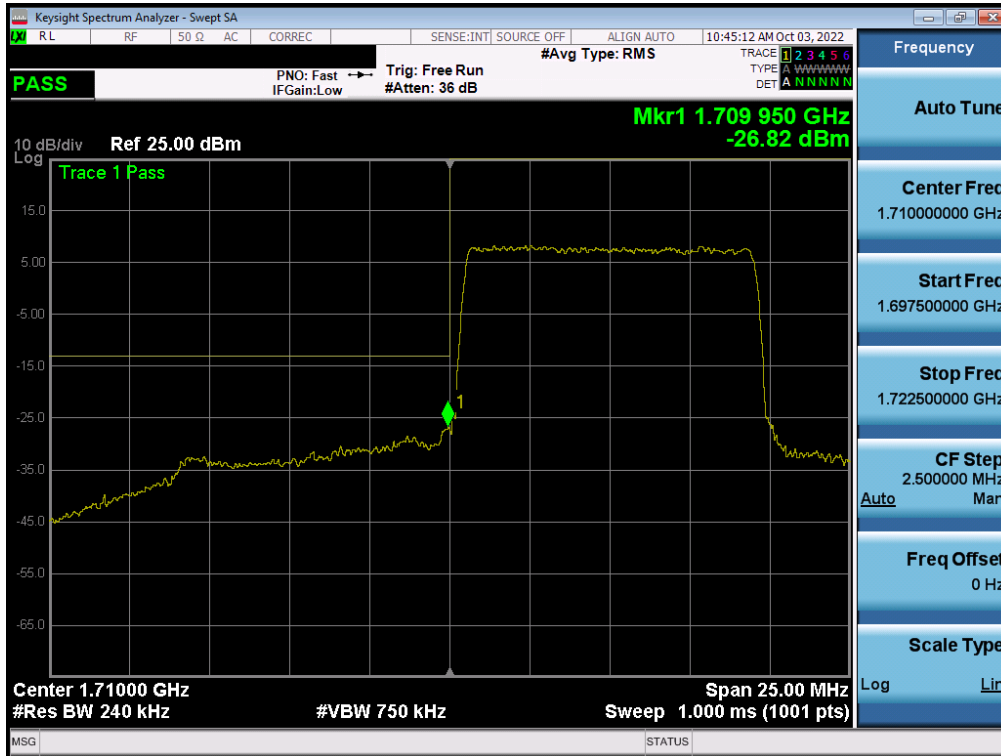


Plot 7-337. Upper Band Edge Plot (LTE Band 66 - 15MHz QPSK – Full RB - Ant F)

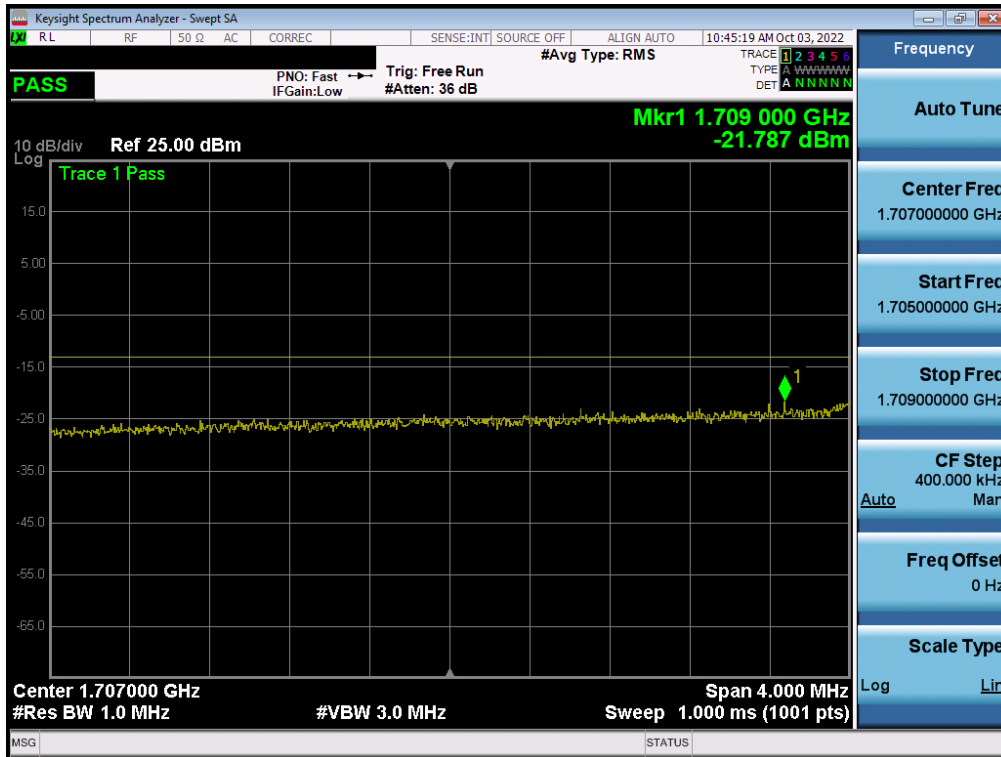


Plot 7-338. Upper Extended Band Edge Plot (LTE Band 66 - 15MHz QPSK – Full RB - Ant F)

FCC ID: A3LSMS918U	PART 27 MEASUREMENT REPORT		Approved by: Technical Manager
Test Report S/N: 1M2209010098-08-R1.A3L	Test Dates: 9/12/2022 - 11/08/2022	EUT Type: Portable Handset	Page 198 of 316

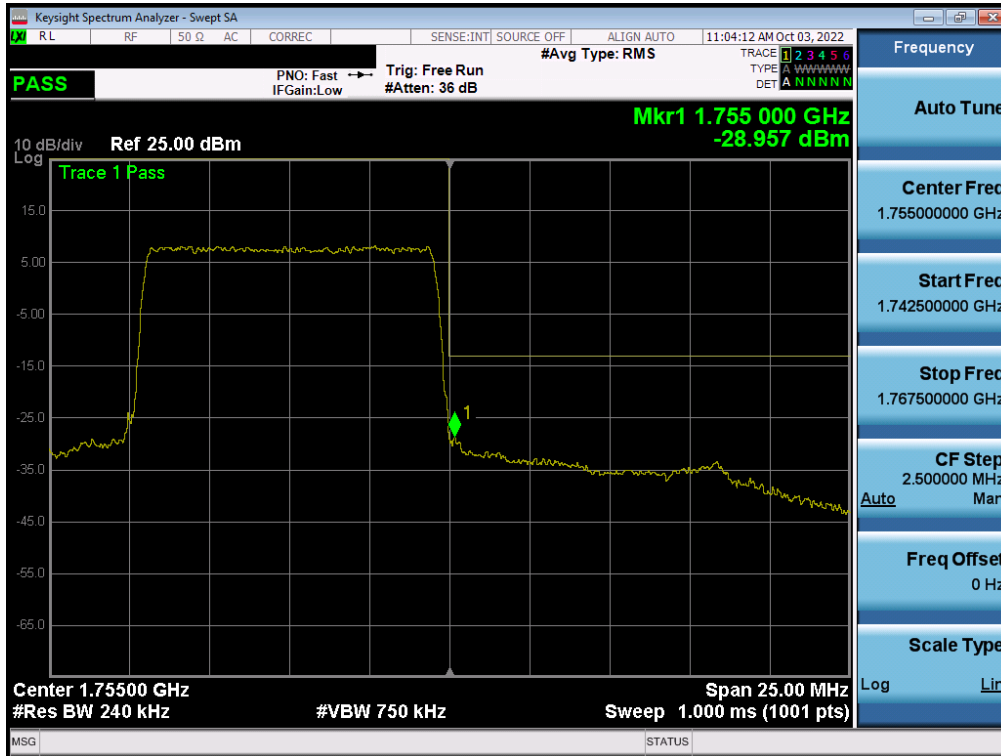


Plot 7-339. Lower Band Edge Plot (LTE Band 66/4 - 10MHz QPSK – Full RB - Ant F)

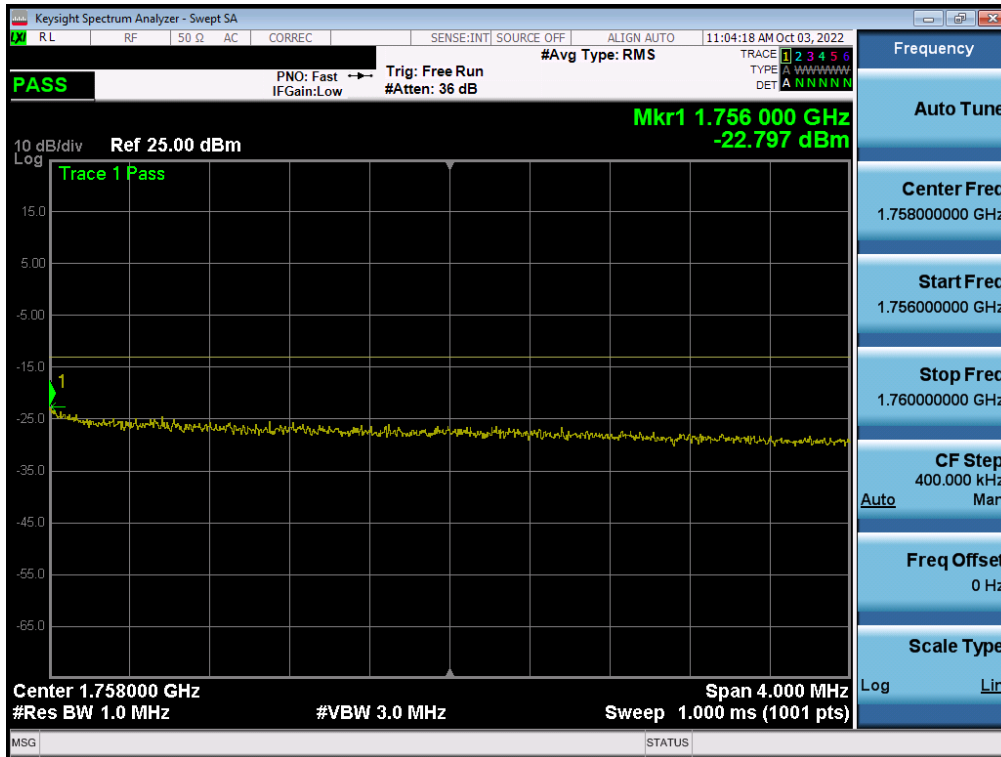


Plot 7-340. Lower Extended Band Edge Plot (LTE Band 66/4 - 10MHz QPSK – Full RB - Ant F)

FCC ID: A3LSMS918U	PART 27 MEASUREMENT REPORT		Approved by: Technical Manager
Test Report S/N: 1M2209010098-08-R1.A3L	Test Dates: 9/12/2022 - 11/08/2022	EUT Type: Portable Handset	Page 199 of 316



Plot 7-341. Upper Band Edge Plot (LTE Band 4 - 10MHz QPSK – Full RB - Ant F)

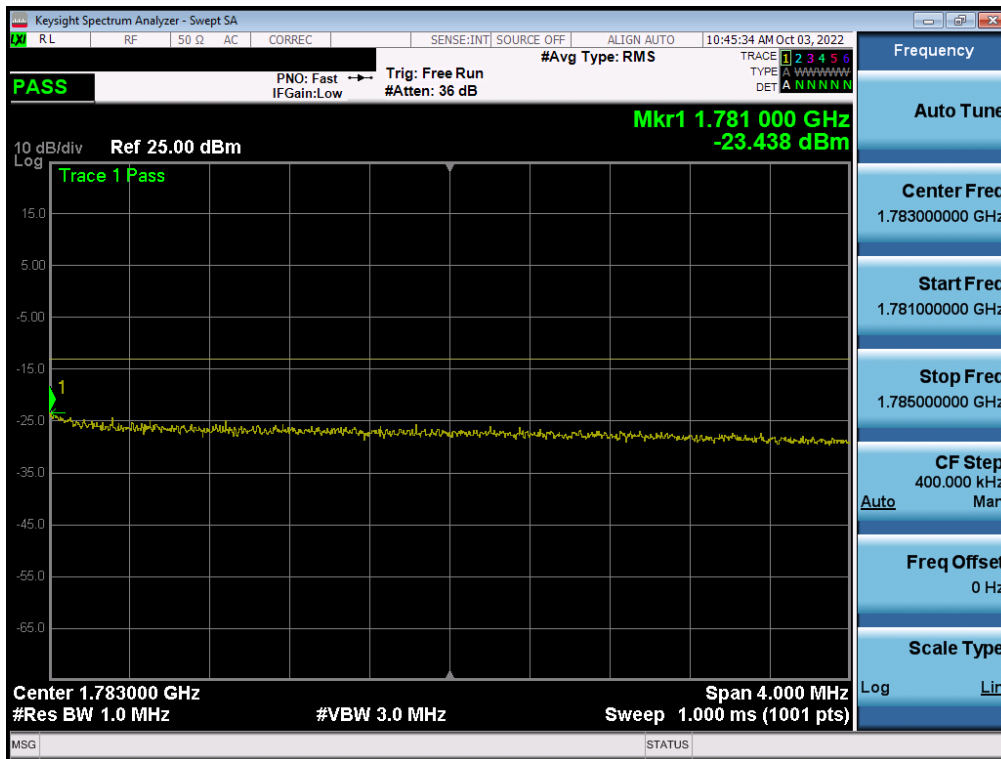


Plot 7-342. Upper Extended Band Edge Plot (LTE Band 4 - 10MHz QPSK – Full RB - Ant F)

FCC ID: A3LSMS918U	PART 27 MEASUREMENT REPORT		Approved by: Technical Manager
Test Report S/N: 1M2209010098-08-R1.A3L	Test Dates: 9/12/2022 - 11/08/2022	EUT Type: Portable Handset	Page 200 of 316

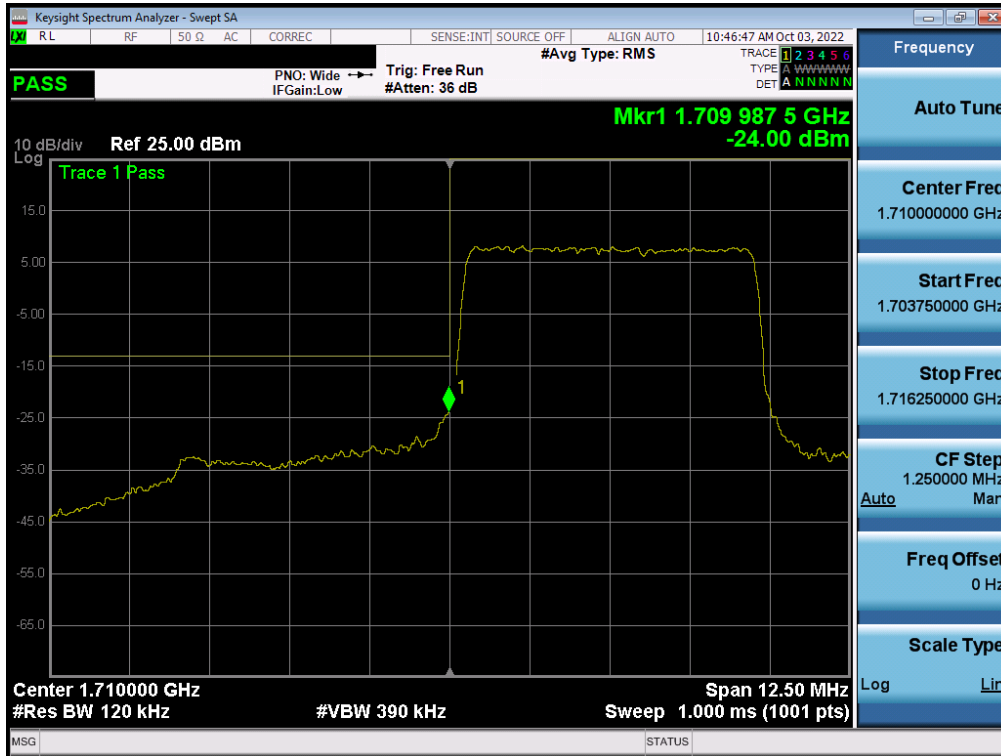


Plot 7-343. Upper Band Edge Plot (LTE Band 66 - 10MHz QPSK – Full RB - Ant F)

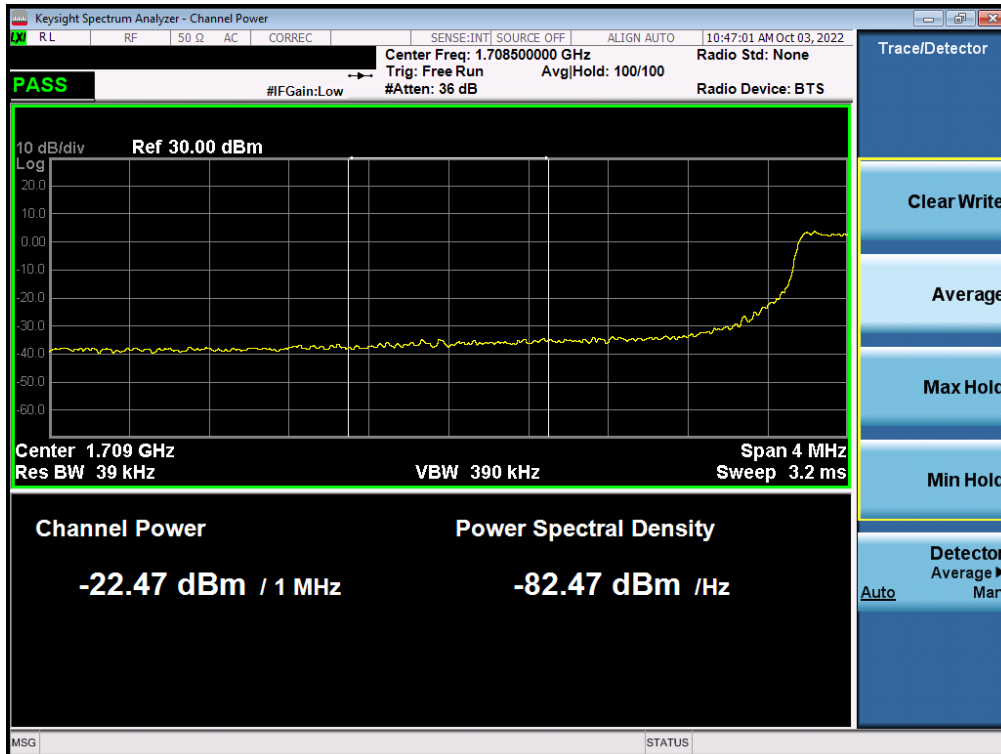


Plot 7-344. Upper Extended Band Edge Plot (LTE Band 66 - 10MHz QPSK – Full RB - Ant F)

FCC ID: A3LSMS918U	PART 27 MEASUREMENT REPORT		Approved by: Technical Manager
Test Report S/N: 1M2209010098-08-R1.A3L	Test Dates: 9/12/2022 - 11/08/2022	EUT Type: Portable Handset	Page 201 of 316



Plot 7-345. Lower Band Edge Plot (LTE Band 66/4 - 5MHz QPSK – Full RB - Ant F)

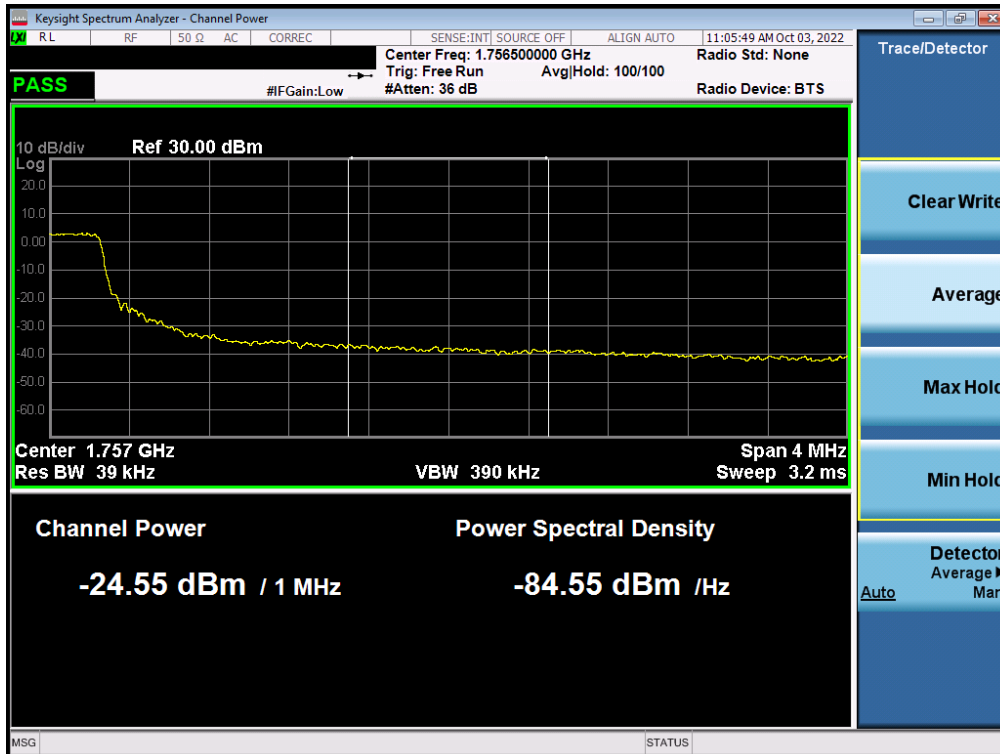


Plot 7-346. Lower Extended Band Edge Plot (LTE Band 66/4 - 5MHz QPSK – Full RB - Ant F)

FCC ID: A3LSMS918U	PART 27 MEASUREMENT REPORT		Approved by: Technical Manager
Test Report S/N: 1M2209010098-08-R1.A3L	Test Dates: 9/12/2022 - 11/08/2022	EUT Type: Portable Handset	Page 202 of 316



Plot 7-347. Upper Band Edge Plot (LTE Band 4 - 5MHz QPSK – Full RB - Ant F)

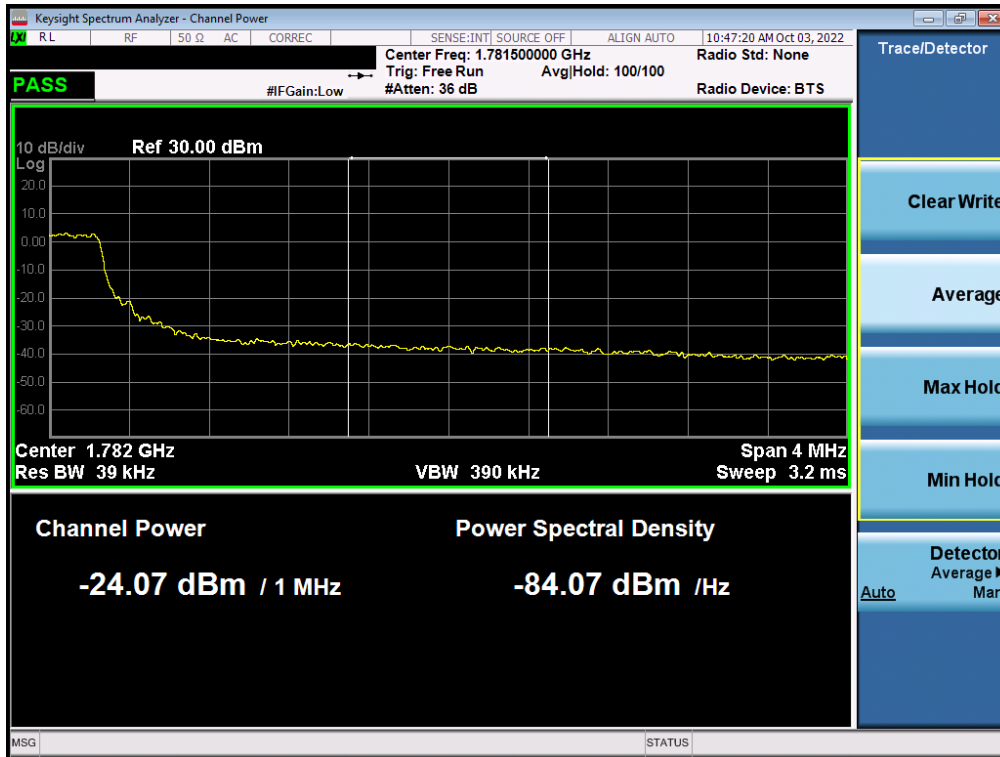


Plot 7-348. Upper Extended Band Edge Plot (LTE Band 4 - 5MHz QPSK – Full RB - Ant F)

FCC ID: A3LSMS918U	PART 27 MEASUREMENT REPORT		Approved by: Technical Manager
Test Report S/N: 1M2209010098-08-R1.A3L	Test Dates: 9/12/2022 - 11/08/2022	EUT Type: Portable Handset	Page 203 of 316

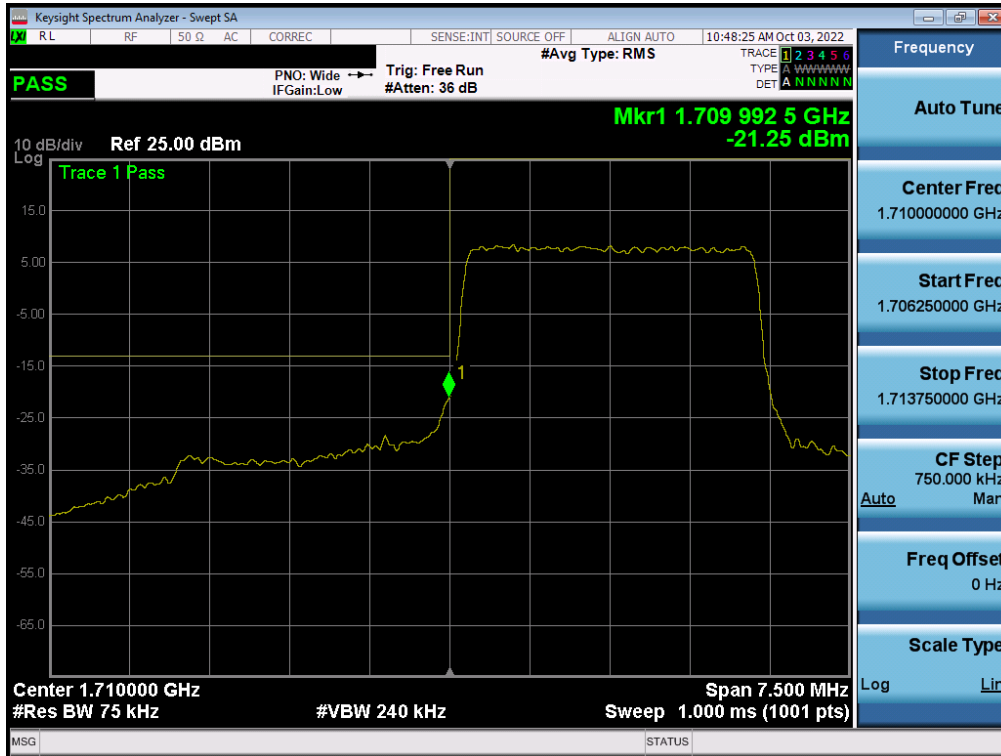


Plot 7-349. Upper Band Edge Plot (LTE Band 66 - 5MHz QPSK – Full RB - Ant F)

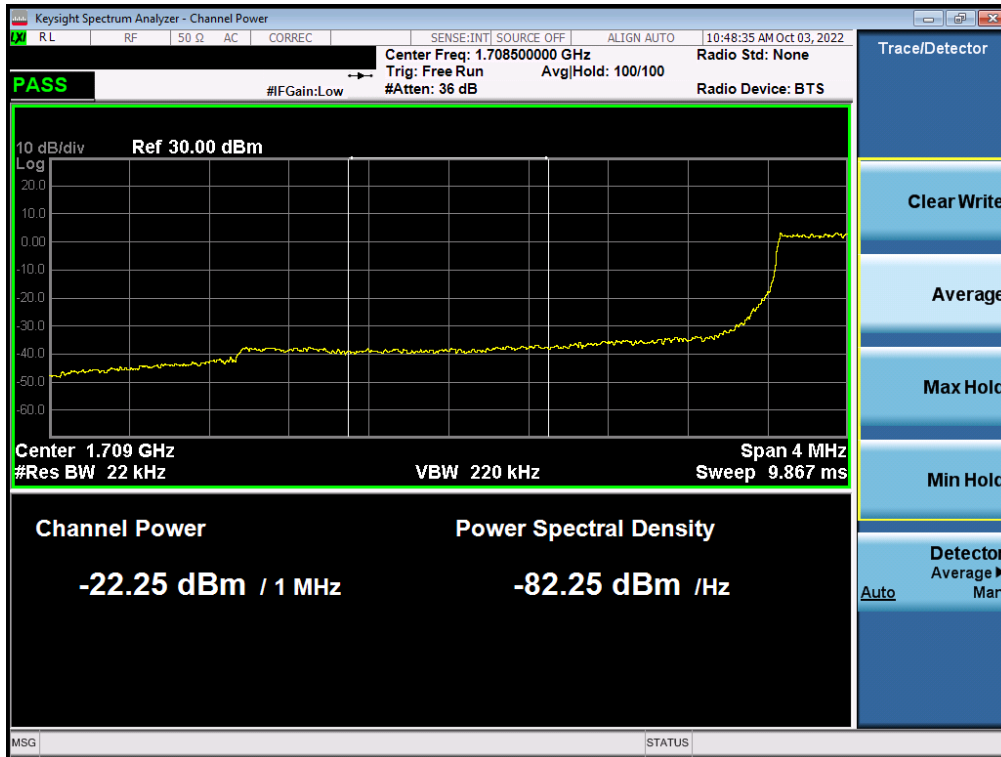


Plot 7-350. Upper Extended Band Edge Plot (LTE Band 66 - 5MHz QPSK – Full RB - Ant F)

FCC ID: A3LSMS918U	PART 27 MEASUREMENT REPORT		Approved by: Technical Manager
Test Report S/N: 1M2209010098-08-R1.A3L	Test Dates: 9/12/2022 - 11/08/2022	EUT Type: Portable Handset	Page 204 of 316



Plot 7-351. Lower Band Edge Plot (LTE Band 66/4 - 3MHz QPSK – Full RB - Ant F)

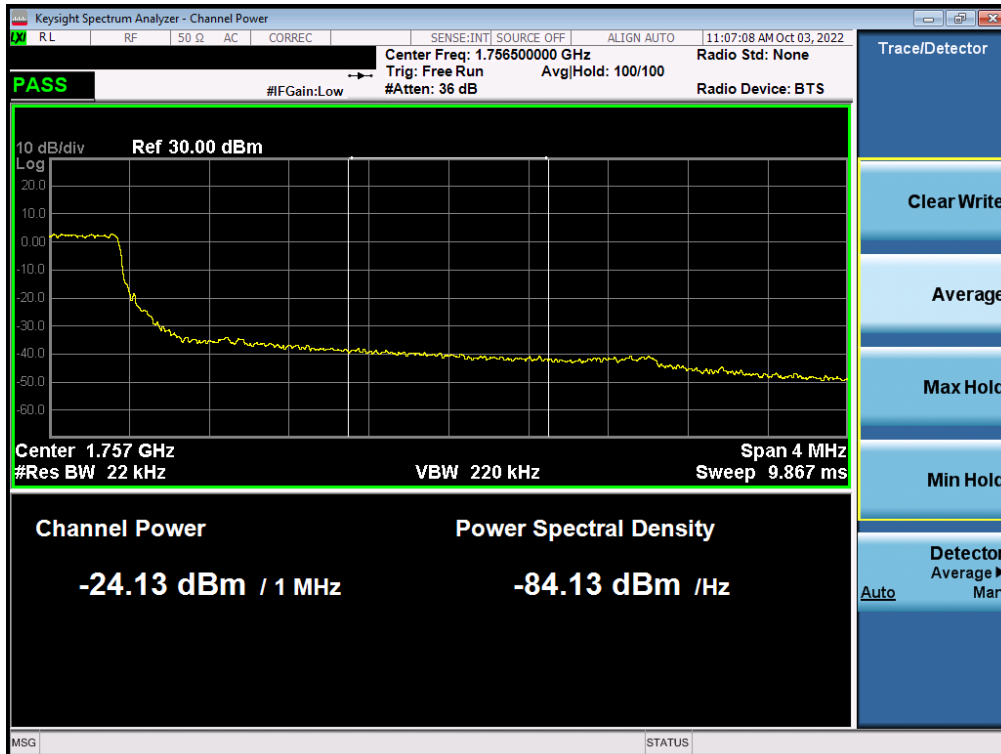


Plot 7-352. Lower Extended Band Edge Plot (LTE Band 66/4 - 3MHz QPSK – Full RB - Ant F)

FCC ID: A3LSMS918U	PART 27 MEASUREMENT REPORT		Approved by: Technical Manager
Test Report S/N: 1M2209010098-08-R1.A3L	Test Dates: 9/12/2022 - 11/08/2022	EUT Type: Portable Handset	Page 205 of 316



Plot 7-353. Upper Band Edge Plot (LTE Band 4 - 3MHz QPSK – Full RB - Ant F)

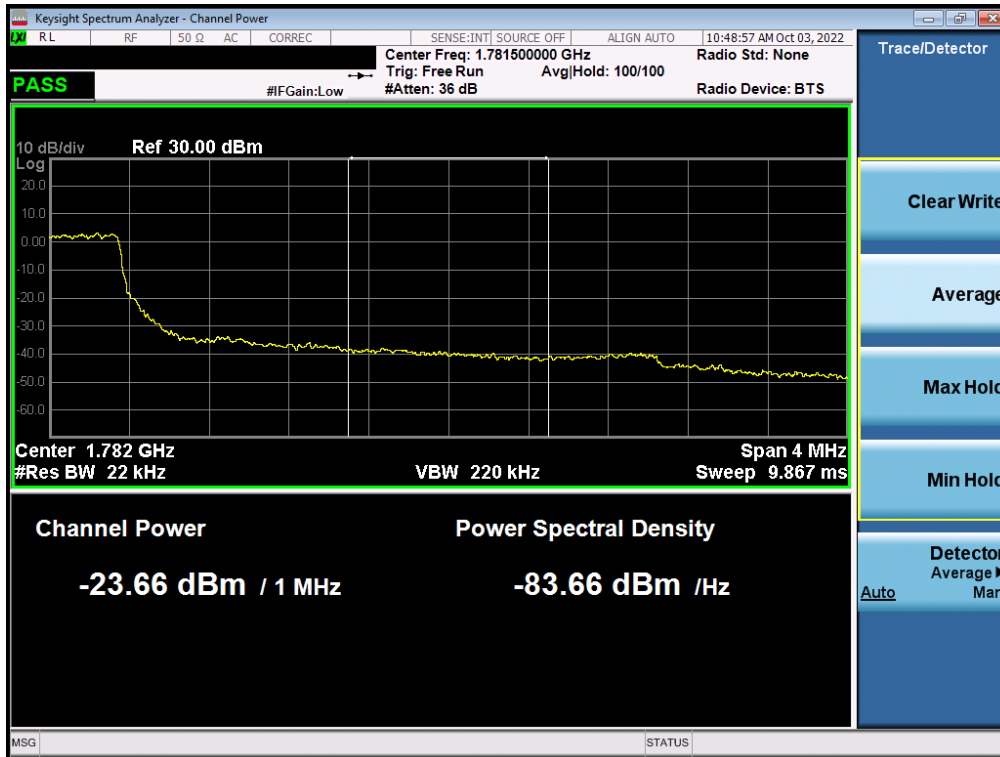


Plot 7-354. Upper Extended Band Edge Plot (LTE Band 4 - 3MHz QPSK – Full RB - Ant F)

FCC ID: A3LSMS918U	PART 27 MEASUREMENT REPORT		Approved by: Technical Manager
Test Report S/N: 1M2209010098-08-R1.A3L	Test Dates: 9/12/2022 - 11/08/2022	EUT Type: Portable Handset	Page 206 of 316

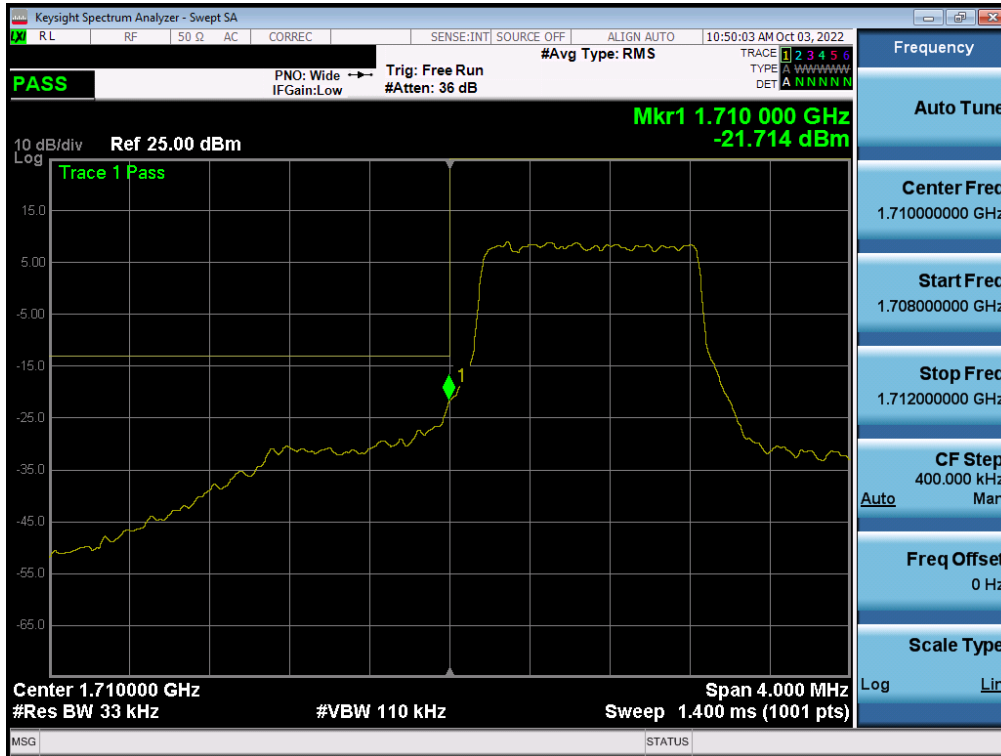


Plot 7-355. Upper Band Edge Plot (LTE Band 66 - 3MHz QPSK – Full RB - Ant F)

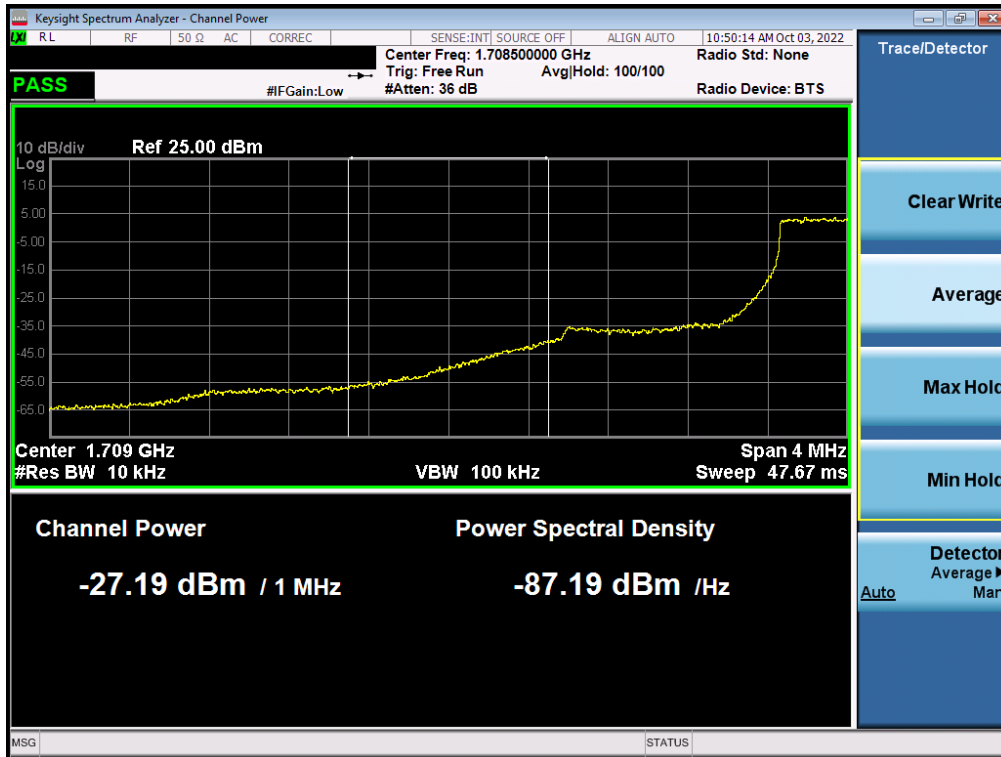


Plot 7-356. Upper Extended Band Edge Plot (LTE Band 66 - 3MHz QPSK – Full RB - Ant F)

FCC ID: A3LSMS918U	PART 27 MEASUREMENT REPORT		Approved by: Technical Manager
Test Report S/N: 1M2209010098-08-R1.A3L	Test Dates: 9/12/2022 - 11/08/2022	EUT Type: Portable Handset	Page 207 of 316



Plot 7-357. Lower Band Edge Plot (LTE Band 66/4 – 1.4MHz QPSK – Full RB - Ant F)

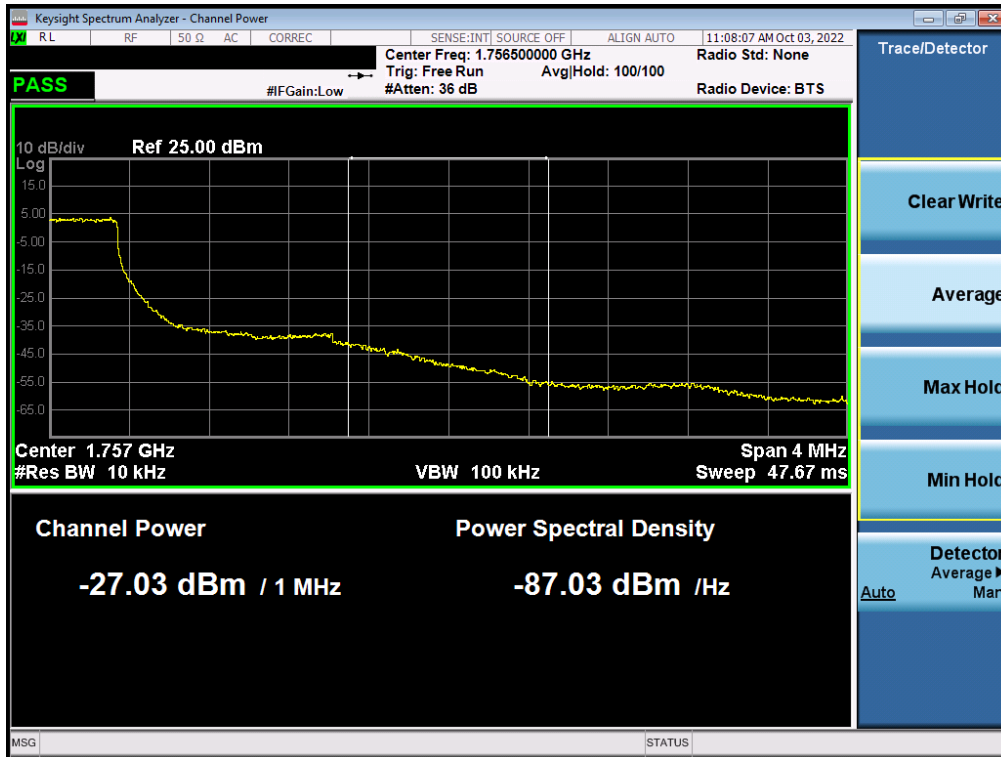


Plot 7-358. Lower Extended Band Edge Plot (LTE Band 66/4 – 1.4MHz QPSK – Full RB - Ant F)

FCC ID: A3LSMS918U	PART 27 MEASUREMENT REPORT		Approved by: Technical Manager
Test Report S/N: 1M2209010098-08-R1.A3L	Test Dates: 9/12/2022 - 11/08/2022	EUT Type: Portable Handset	Page 208 of 316



Plot 7-359. Upper Band Edge Plot (LTE Band 4 – 1.4MHz QPSK – Full RB - Ant F)

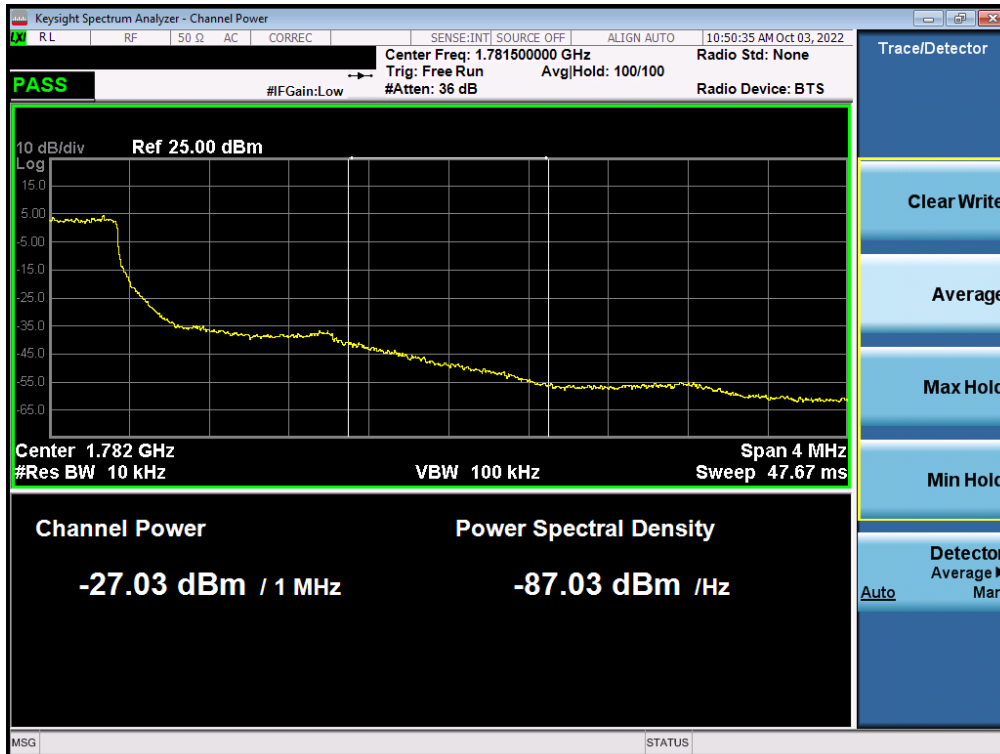


Plot 7-360. Upper Extended Band Edge Plot (LTE Band 4 – 1.4MHz QPSK – Full RB - Ant F)

FCC ID: A3LSMS918U	PART 27 MEASUREMENT REPORT		Approved by: Technical Manager
Test Report S/N: 1M2209010098-08-R1.A3L	Test Dates: 9/12/2022 - 11/08/2022	EUT Type: Portable Handset	Page 209 of 316



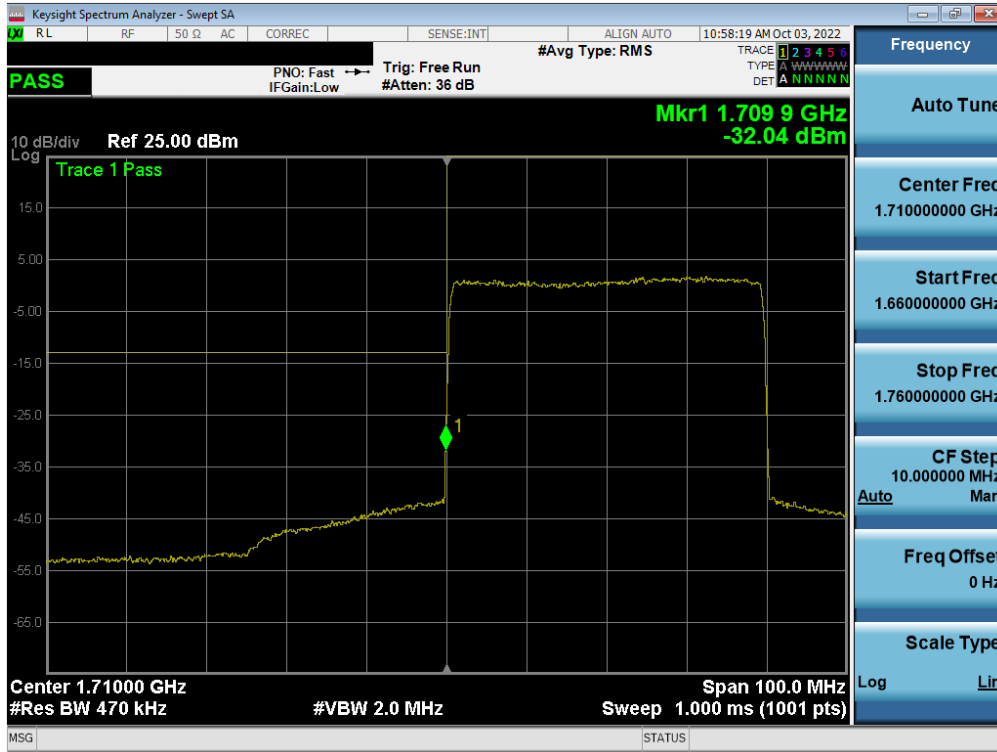
Plot 7-361. Upper Band Edge Plot (LTE Band 66 – 1.4MHz QPSK – Full RB - Ant F)



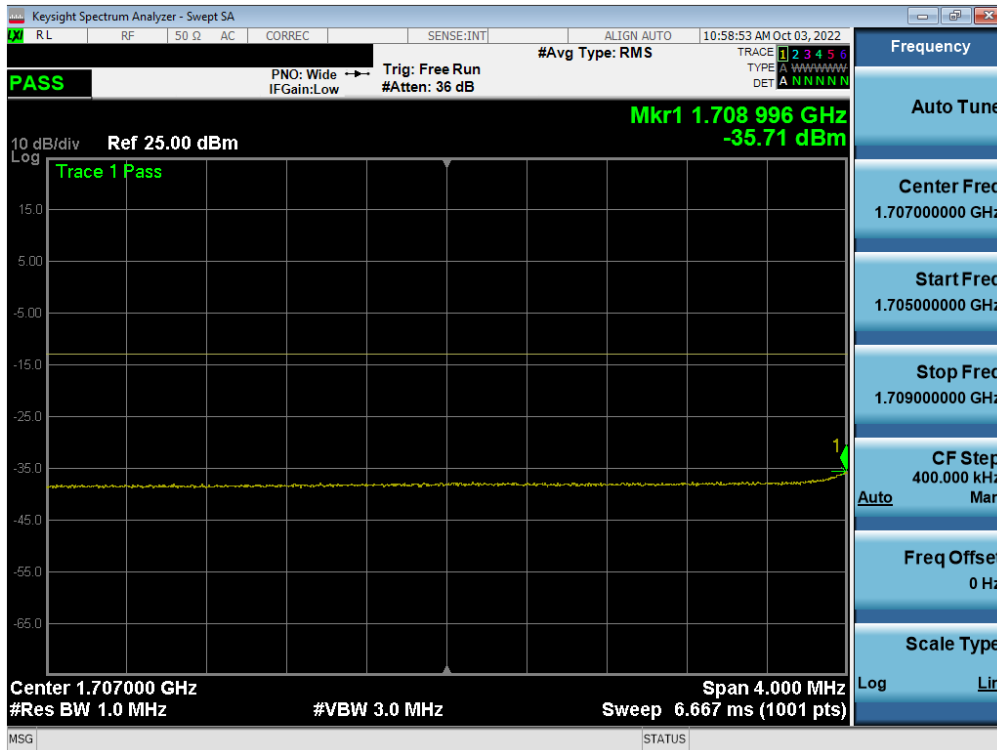
Plot 7-362. Upper Extended Band Edge Plot (LTE Band 66 – 1.4MHz QPSK – Full RB - Ant F)

FCC ID: A3LSMS918U	PART 27 MEASUREMENT REPORT		Approved by: Technical Manager
Test Report S/N: 1M2209010098-08-R1.A3L	Test Dates: 9/12/2022 - 11/08/2022	EUT Type: Portable Handset	Page 210 of 316

NR Band n66 – Ant F

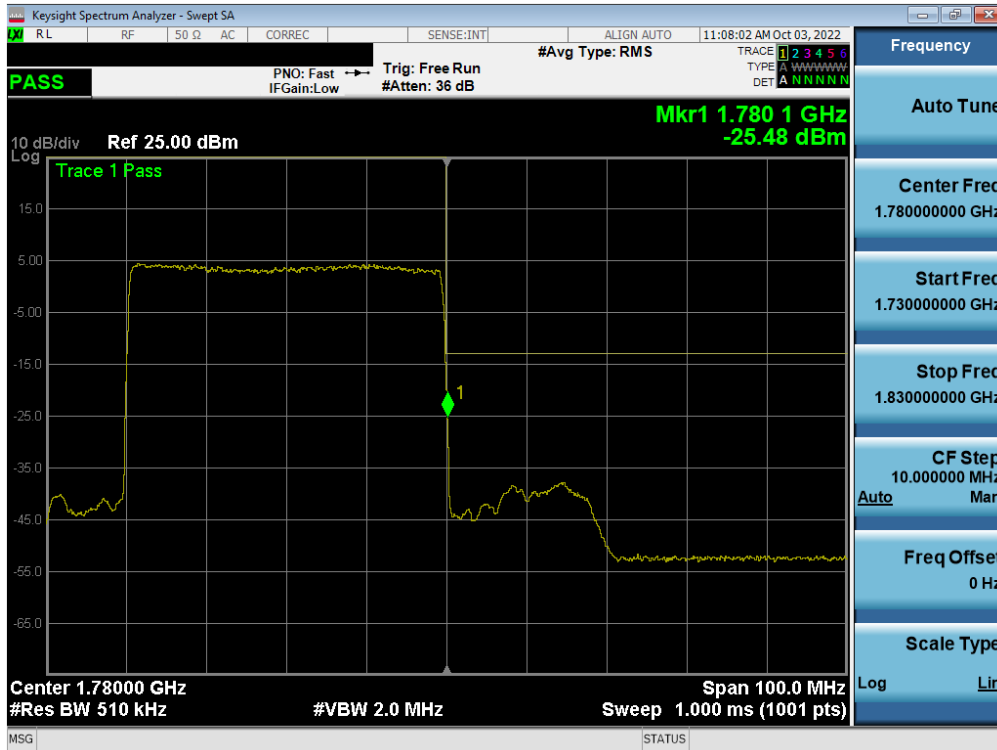


Plot 7-363. Lower Band Edge Plot (NR Band n66 – 40.0MHz - Full RB - Ant F)

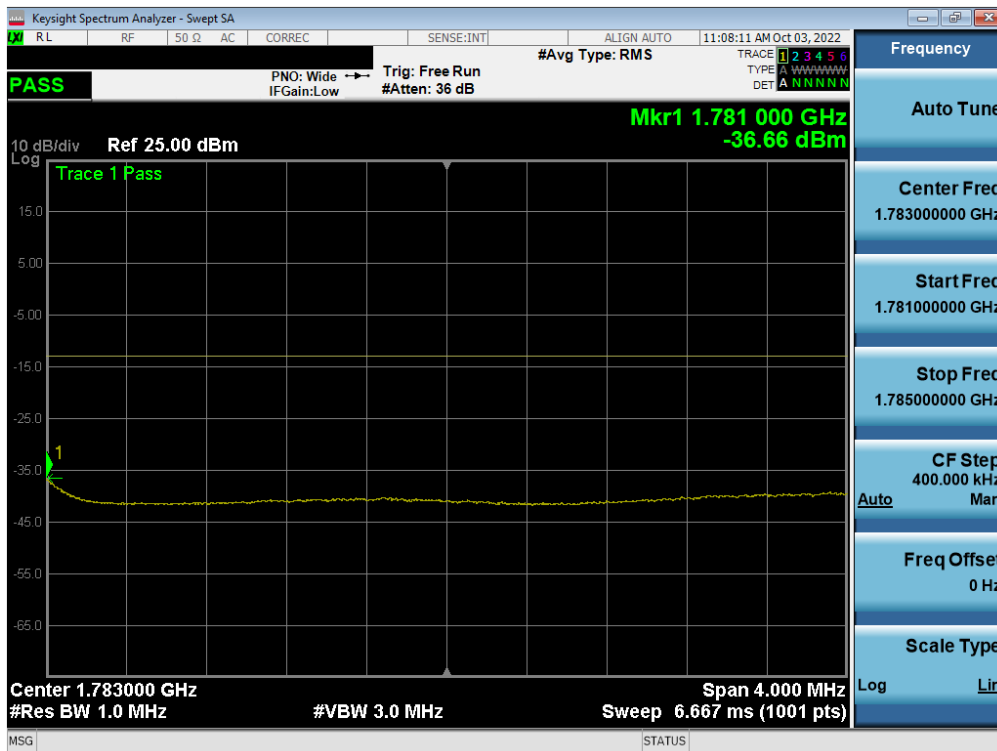


Plot 7-364. Lower Extended Band Edge Plot (NR Band n66 – 40.0MHz - Full RB - Ant F)

FCC ID: A3LSMS918U	PART 27 MEASUREMENT REPORT		Approved by: Technical Manager
Test Report S/N: 1M2209010098-08-R1.A3L	Test Dates: 9/12/2022 - 11/08/2022	EUT Type: Portable Handset	Page 211 of 316

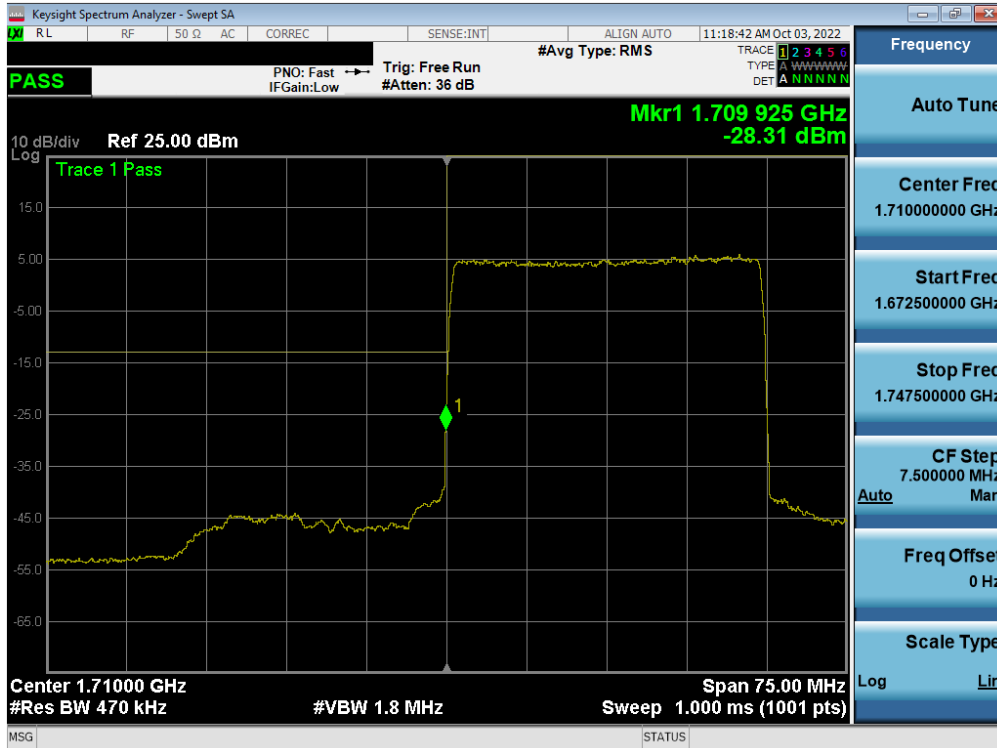


Plot 7-365. Upper Band Edge Plot (NR Band n66 – 40.0MHz - Full RB - Ant F)

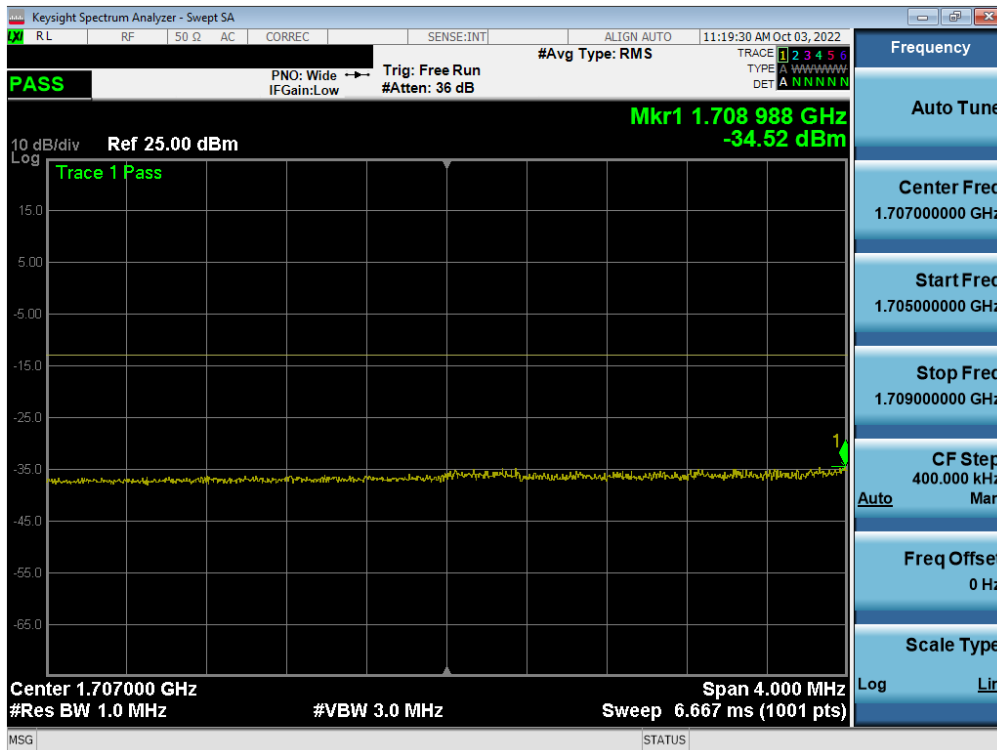


Plot 7-366. Upper Extended Band Edge Plot (NR Band n66 – 40.0MHz - Full RB - Ant F)

FCC ID: A3LSMS918U	PART 27 MEASUREMENT REPORT		Approved by: Technical Manager
Test Report S/N: 1M2209010098-08-R1.A3L	Test Dates: 9/12/2022 - 11/08/2022	EUT Type: Portable Handset	Page 212 of 316

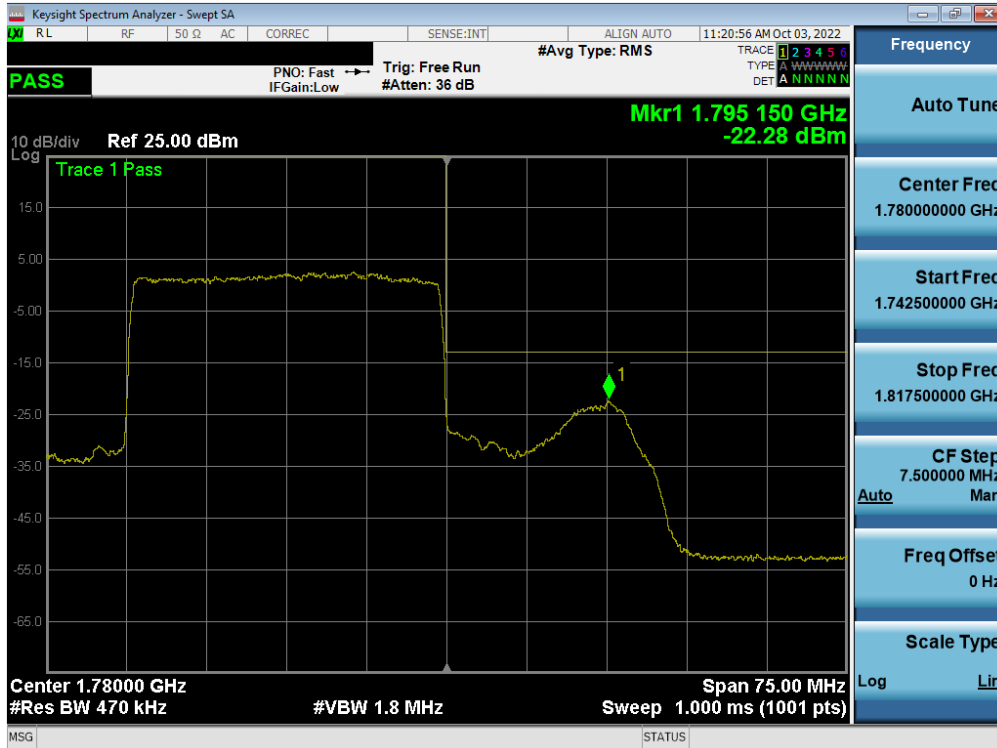


Plot 7-367. Lower Band Edge Plot (NR Band n66 – 30.0MHz - Full RB - Ant F)

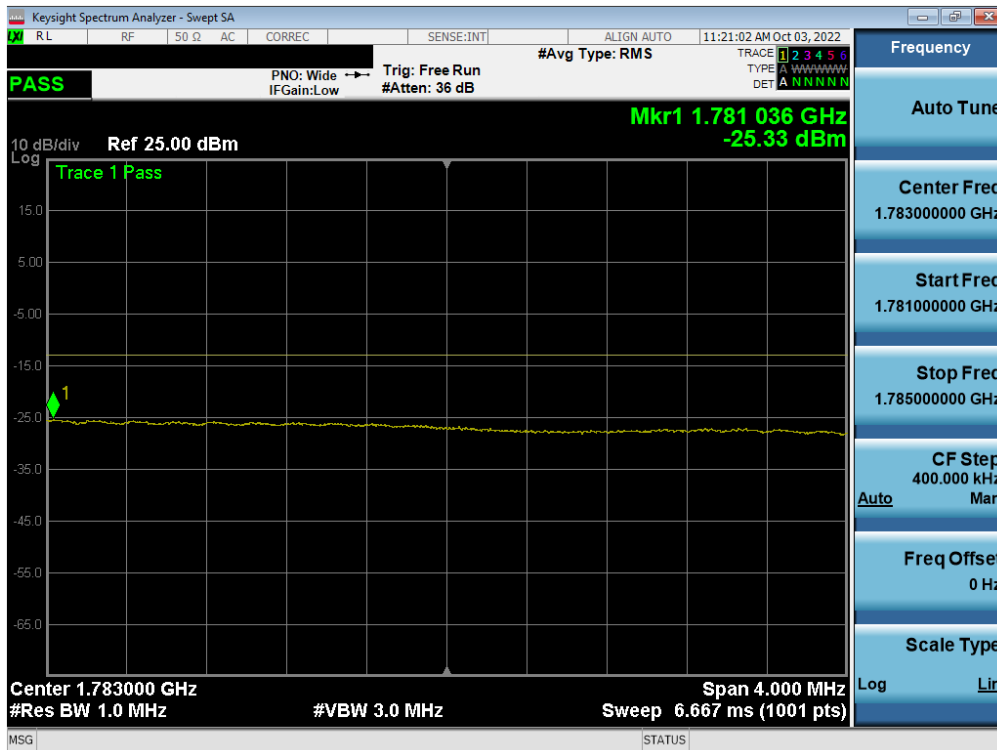


Plot 7-368. Lower Extended Band Edge Plot (NR Band n66 – 30.0MHz - Full RB - Ant F)

FCC ID: A3LSMS918U	PART 27 MEASUREMENT REPORT		Approved by: Technical Manager
Test Report S/N: 1M2209010098-08-R1.A3L	Test Dates: 9/12/2022 - 11/08/2022	EUT Type: Portable Handset	Page 213 of 316

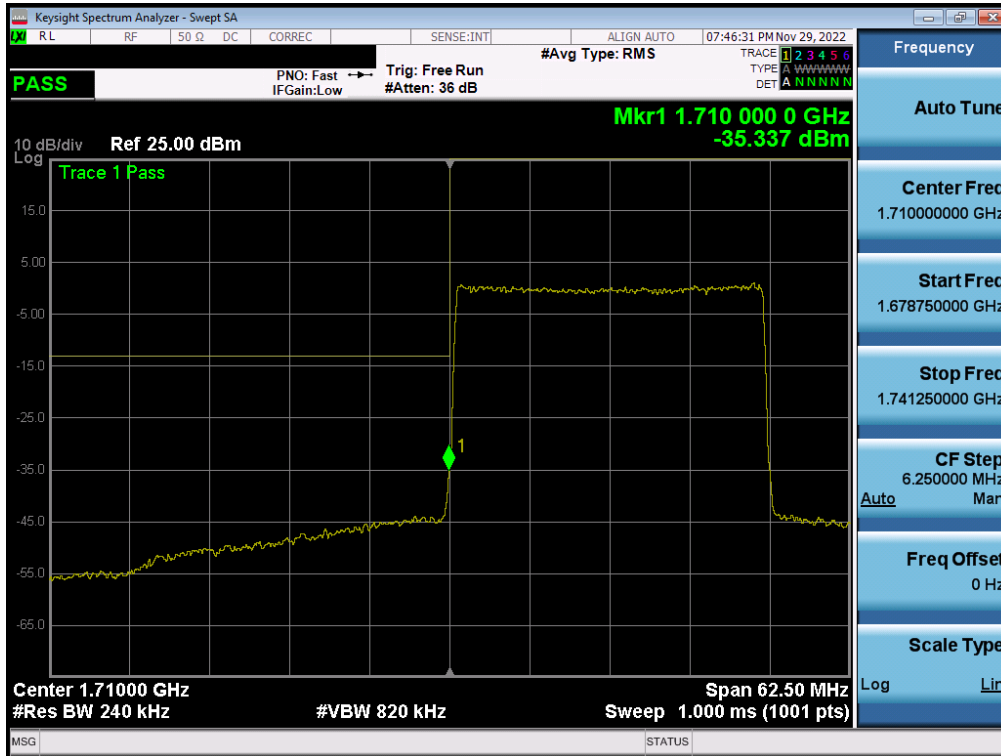


Plot 7-369. Upper Band Edge Plot (NR Band n66 - 30.0MHz - Full RB - Ant F)

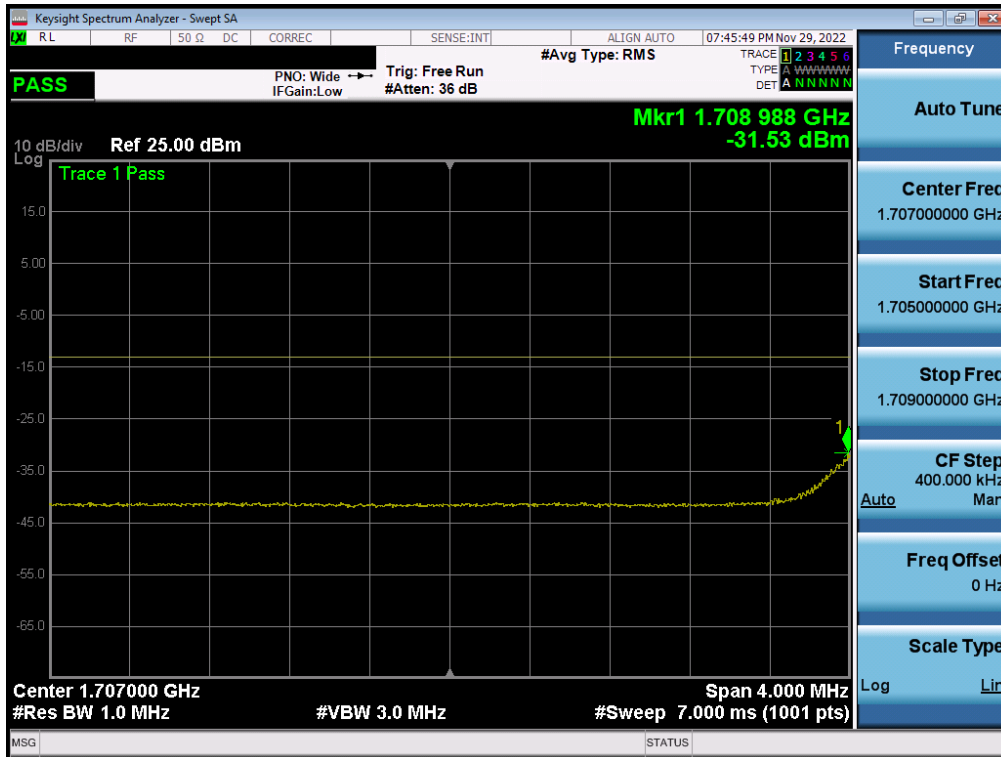


Plot 7-370. Upper Extended Band Edge Plot (NR Band n66 - 30.0MHz - Full RB - Ant F)

FCC ID: A3LSMS918U	PART 27 MEASUREMENT REPORT		Approved by: Technical Manager
Test Report S/N: 1M2209010098-08-R1.A3L	Test Dates: 9/12/2022 - 11/08/2022	EUT Type: Portable Handset	Page 214 of 316

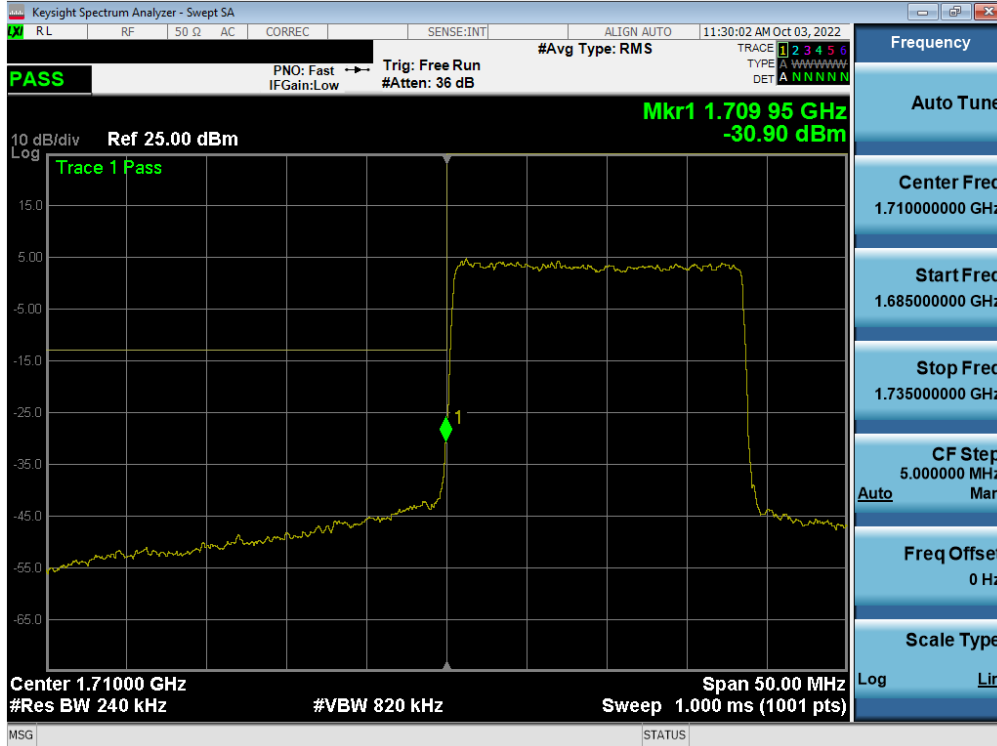


Plot 7-371. Lower Band Edge Plot (NR Band n66 – 25.0MHz - Full RB - Ant F)

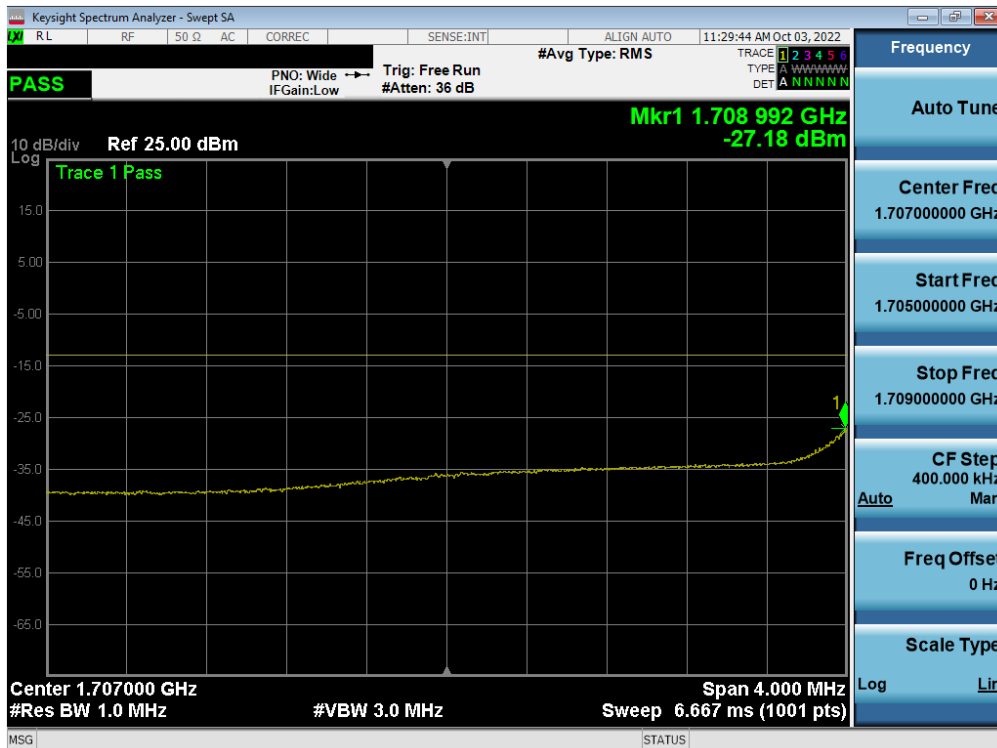


Plot 7-372. Lower Extended Band Edge Plot (NR Band n66 – 25.0MHz - Full RB - Ant F)

FCC ID: A3LSMS918U	PART 27 MEASUREMENT REPORT		Approved by: Technical Manager
Test Report S/N: 1M2209010098-08-R1.A3L	Test Dates: 9/12/2022 - 11/08/2022	EUT Type: Portable Handset	Page 215 of 316



Plot 7-375. Lower Band Edge Plot (NR Band n66 – 20.0MHz - Full RB - Ant F)

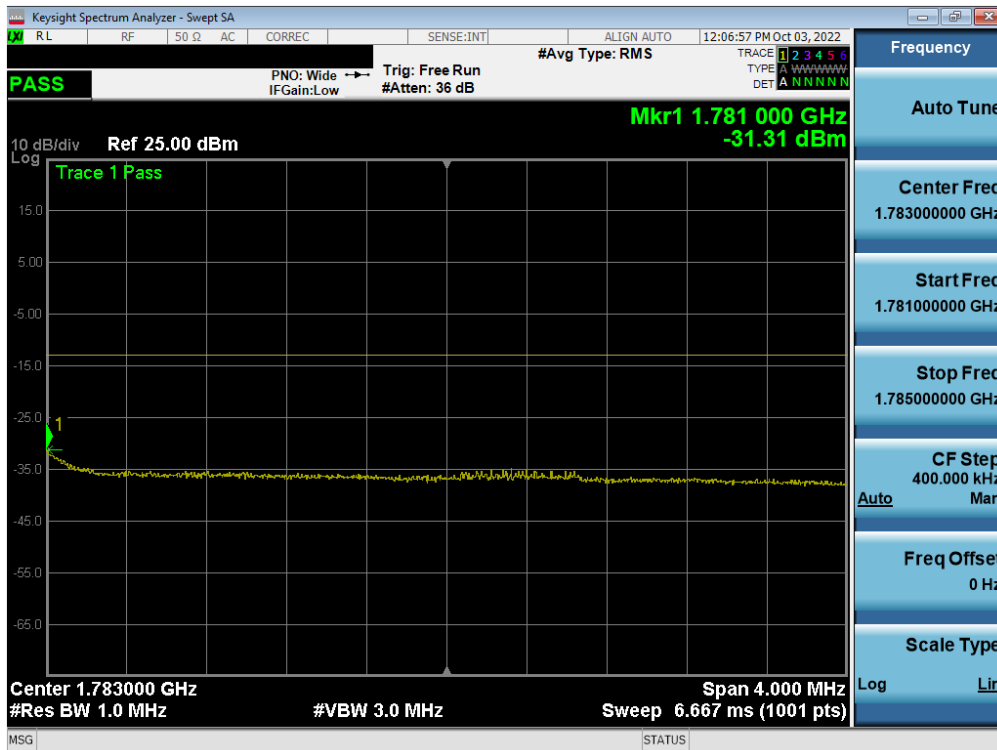


Plot 7-376. Lower Extended Band Edge Plot (NR Band n66 – 20.0MHz - Full RB - Ant F)

FCC ID: A3LSMS918U	PART 27 MEASUREMENT REPORT		Approved by: Technical Manager
Test Report S/N: 1M2209010098-08-R1.A3L	Test Dates: 9/12/2022 - 11/08/2022	EUT Type: Portable Handset	Page 217 of 316

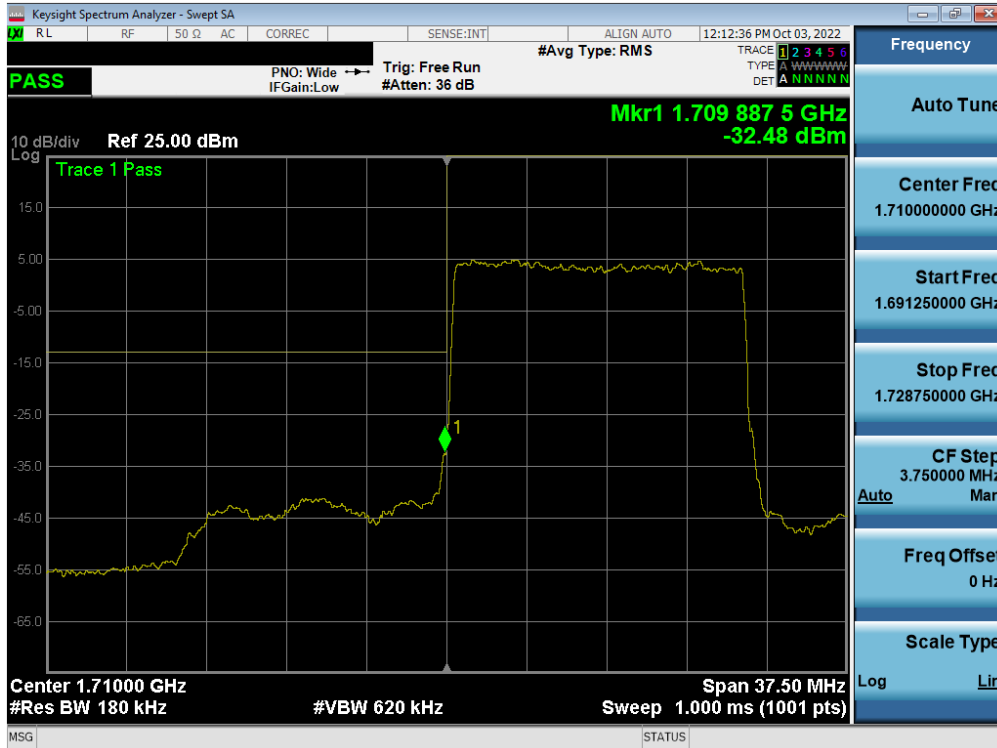


Plot 7-377. Upper Band Edge Plot (NR Band n66 – 20.0MHz - Full RB - Ant F)

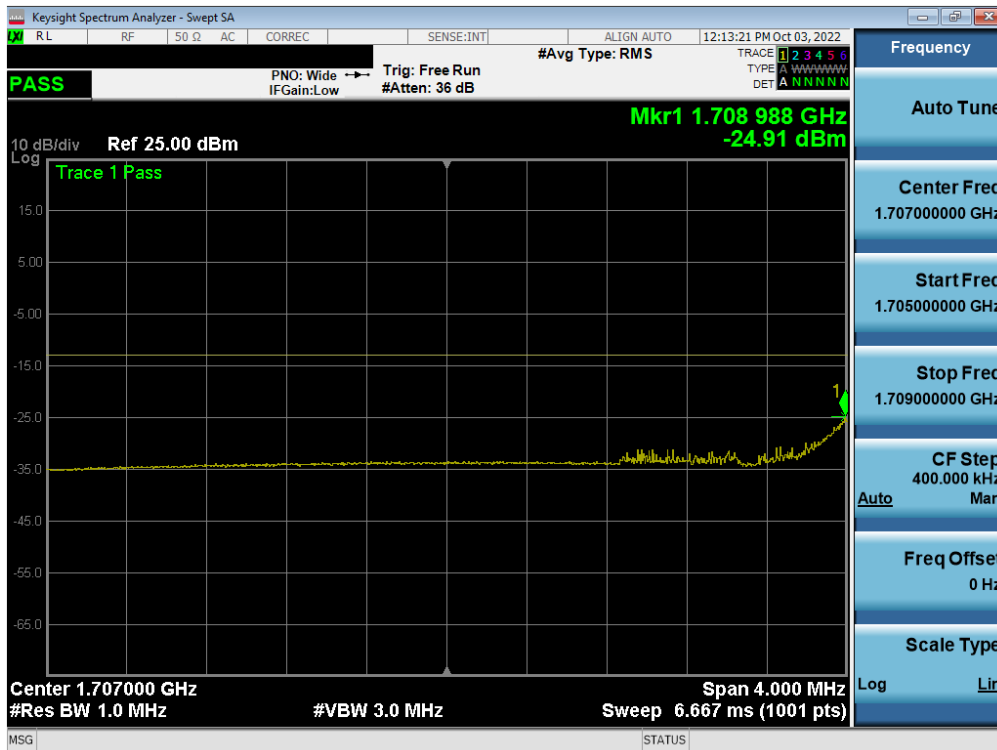


Plot 7-378. Upper Extended Band Edge Plot (NR Band n66 – 20.0MHz - Full RB - Ant F)

FCC ID: A3LSMS918U	PART 27 MEASUREMENT REPORT		Approved by: Technical Manager
Test Report S/N: 1M2209010098-08-R1.A3L	Test Dates: 9/12/2022 - 11/08/2022	EUT Type: Portable Handset	Page 218 of 316

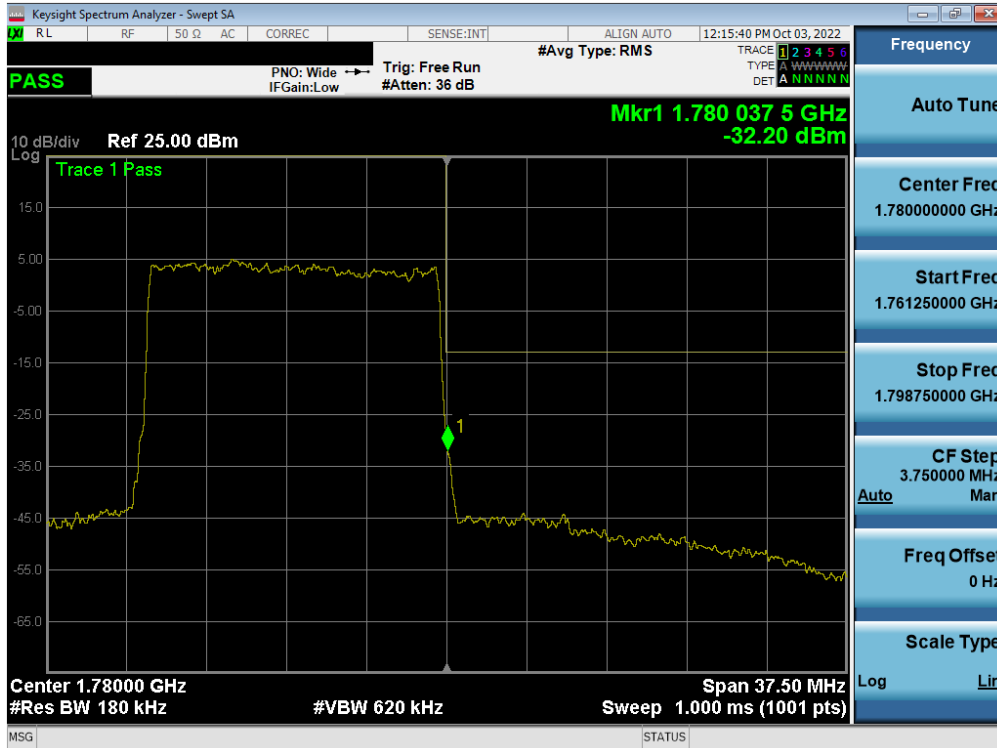


Plot 7-379. Lower Band Edge Plot (NR Band n66 – 15.0MHz - Full RB - Ant F)

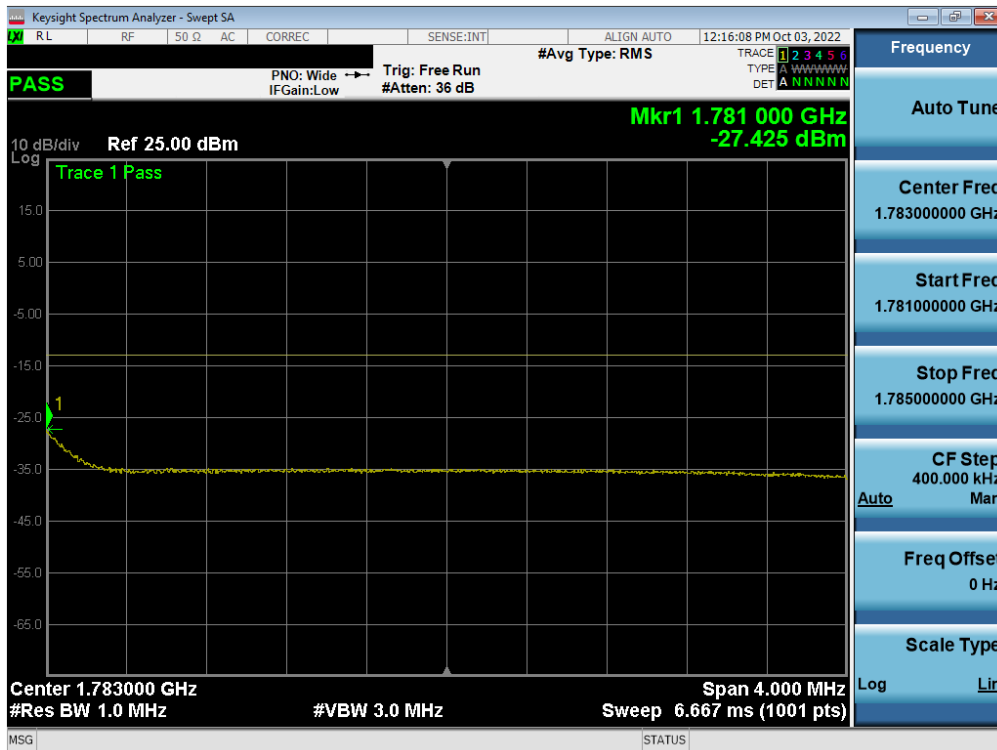


Plot 7-380. Lower Extended Band Edge Plot (NR Band n66 – 15.0MHz - Full RB - Ant F)

FCC ID: A3LSMS918U	PART 27 MEASUREMENT REPORT		Approved by: Technical Manager
Test Report S/N: 1M2209010098-08-R1.A3L	Test Dates: 9/12/2022 - 11/08/2022	EUT Type: Portable Handset	Page 219 of 316

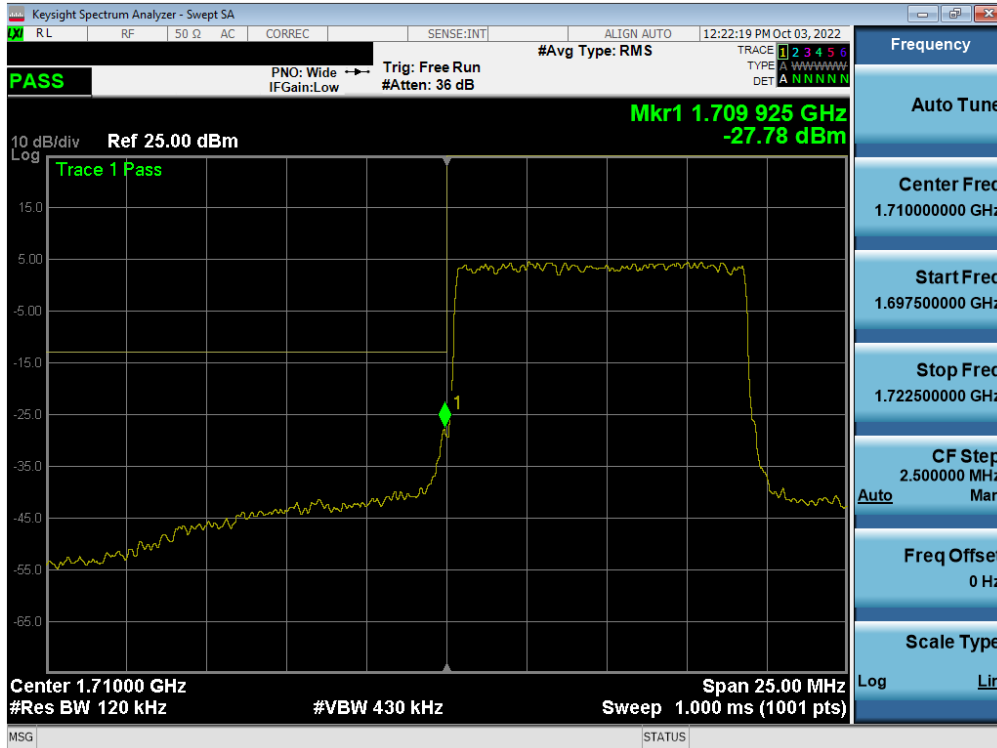


Plot 7-381. Upper Band Edge Plot (NR Band n66 – 15.0MHz - Full RB - Ant F)

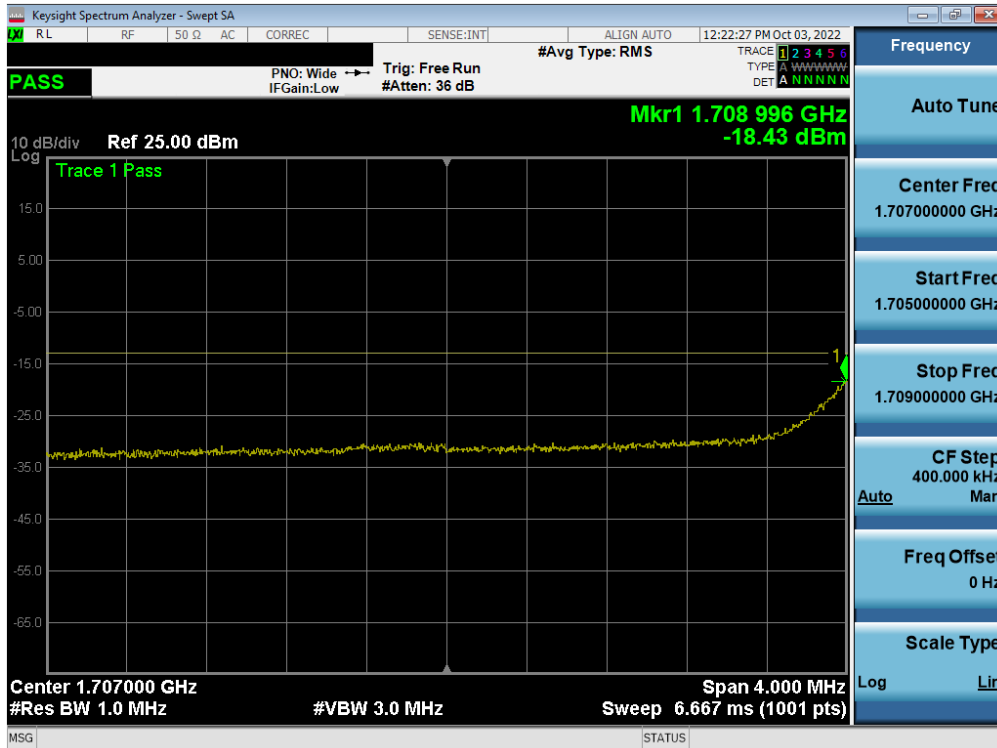


Plot 7-382. Upper Extended Band Edge Plot (NR Band n66 – 15.0MHz - Full RB - Ant F)

FCC ID: A3LSMS918U	PART 27 MEASUREMENT REPORT		Approved by: Technical Manager
Test Report S/N: 1M2209010098-08-R1.A3L	Test Dates: 9/12/2022 - 11/08/2022	EUT Type: Portable Handset	Page 220 of 316



Plot 7-383. Lower Band Edge Plot (NR Band n66 – 10.0MHz - Full RB - Ant F)

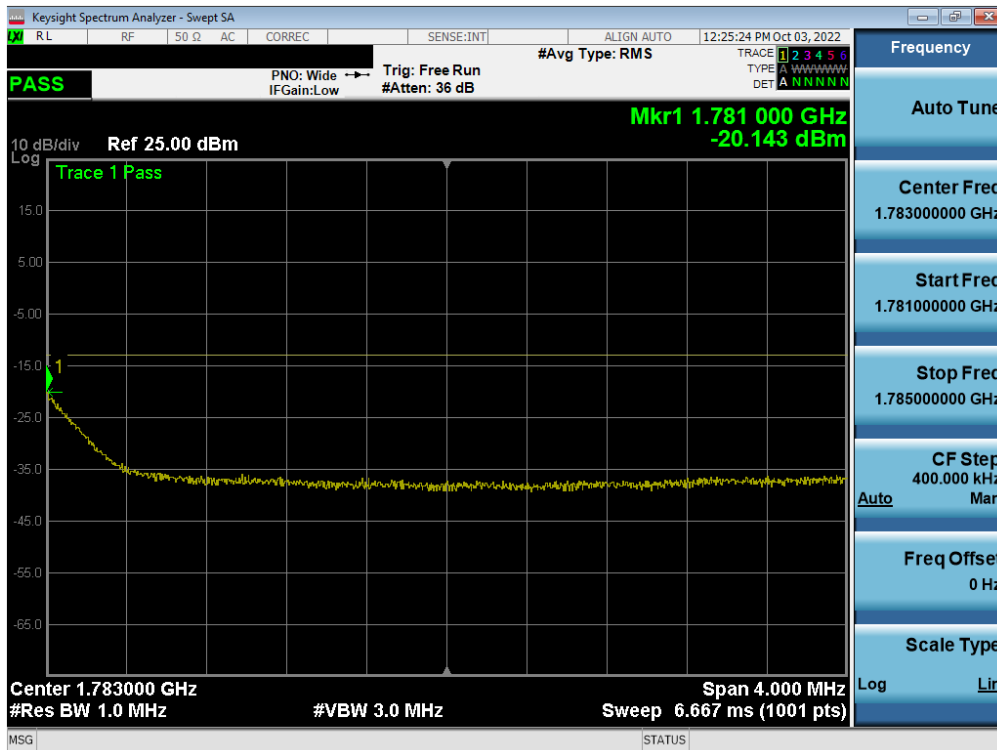


Plot 7-384. Lower Extended Band Edge Plot (NR Band n66 – 10.0MHz - Full RB - Ant F)

FCC ID: A3LSMS918U	PART 27 MEASUREMENT REPORT		Approved by: Technical Manager
Test Report S/N: 1M2209010098-08-R1.A3L	Test Dates: 9/12/2022 - 11/08/2022	EUT Type: Portable Handset	Page 221 of 316

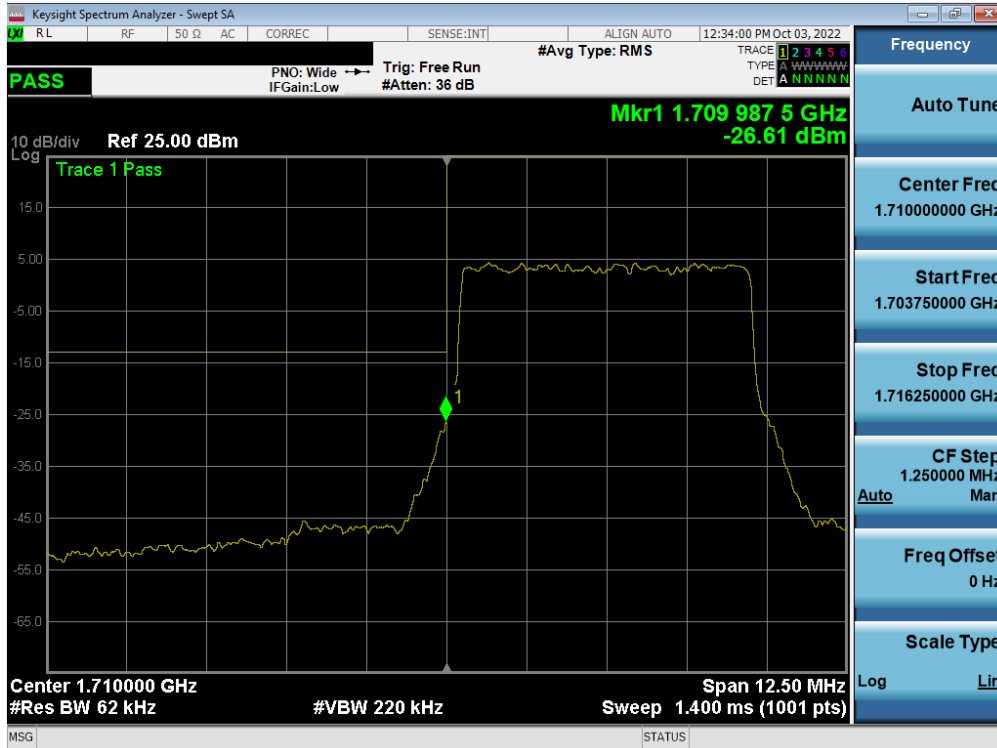


Plot 7-385. Upper Band Edge Plot (NR Band n66 – 10.0MHz - Full RB - Ant F)

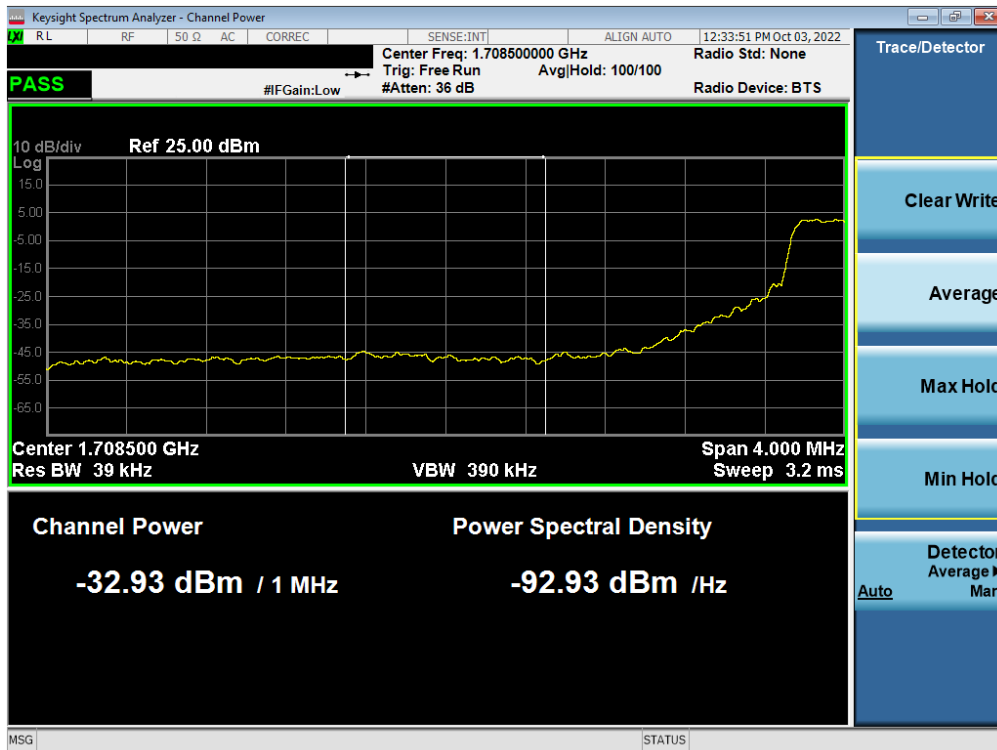


Plot 7-386. Upper Extended Band Edge Plot (NR Band n66 – 10.0MHz - Full RB - Ant F)

FCC ID: A3LSMS918U	PART 27 MEASUREMENT REPORT		Approved by: Technical Manager
Test Report S/N: 1M2209010098-08-R1.A3L	Test Dates: 9/12/2022 - 11/08/2022	EUT Type: Portable Handset	Page 222 of 316

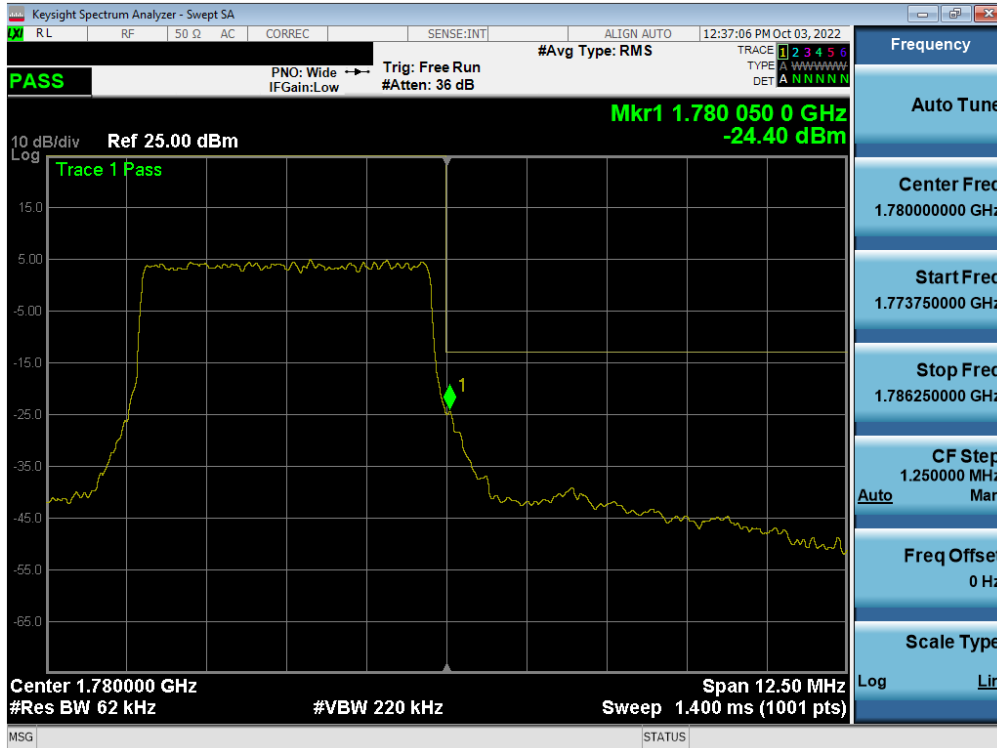


Plot 7-387. Lower Band Edge Plot (NR Band n66 – 5.0MHz - Full RB - Ant F)

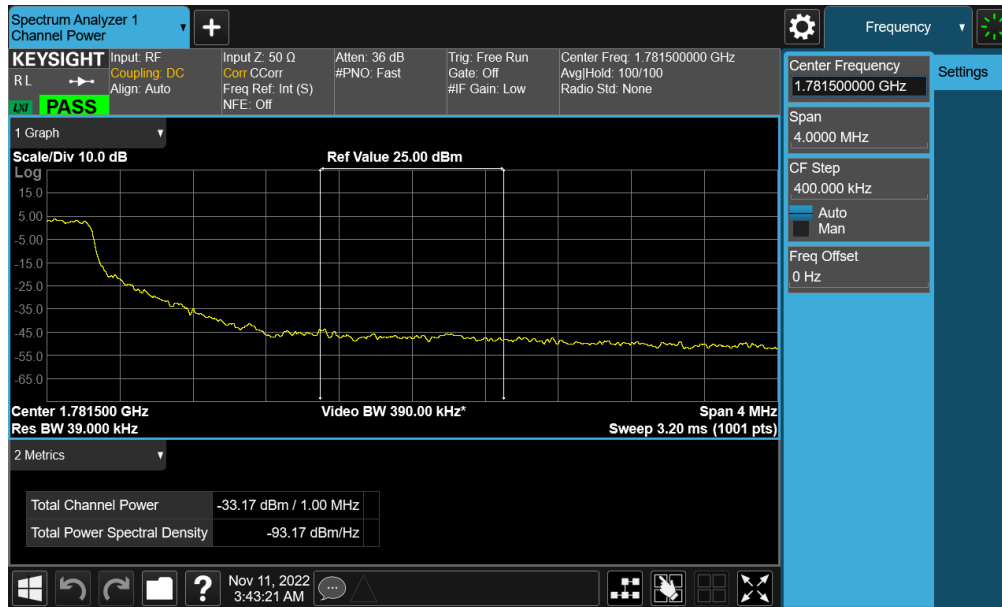


Plot 7-388. Lower Extended Band Edge Plot (NR Band n66 – 5.0MHz - Full RB - Ant F)

FCC ID: A3LSMS918U	PART 27 MEASUREMENT REPORT		Approved by: Technical Manager
Test Report S/N: 1M2209010098-08-R1.A3L	Test Dates: 9/12/2022 - 11/08/2022	EUT Type: Portable Handset	Page 223 of 316



Plot 7-389. Upper Band Edge Plot (NR Band n66 – 5.0MHz - Full RB - Ant F)

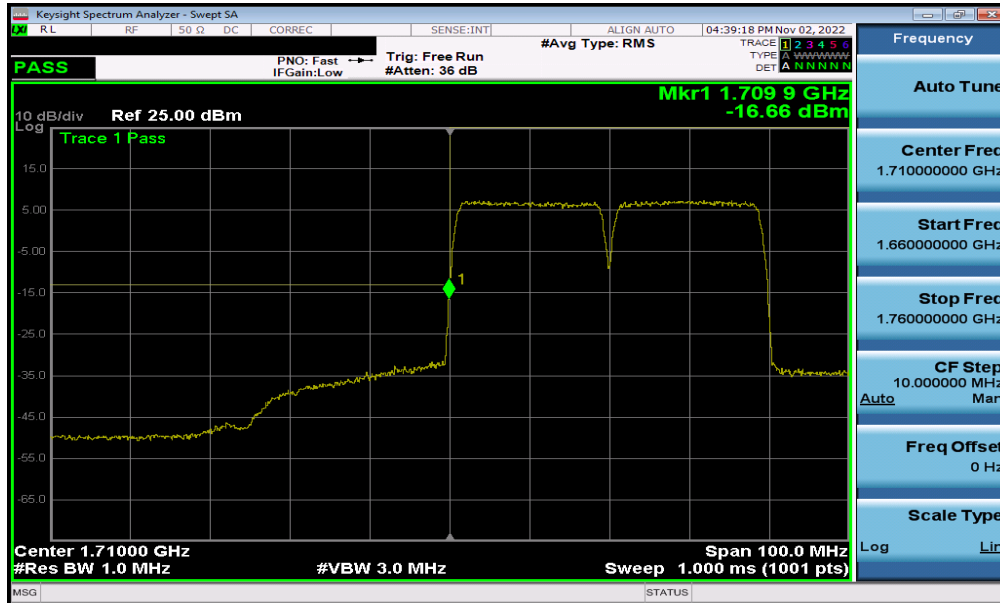


Plot 7-390. Upper Extended Band Edge Plot (NR Band n66 – 5.0MHz - Full RB - Ant F)

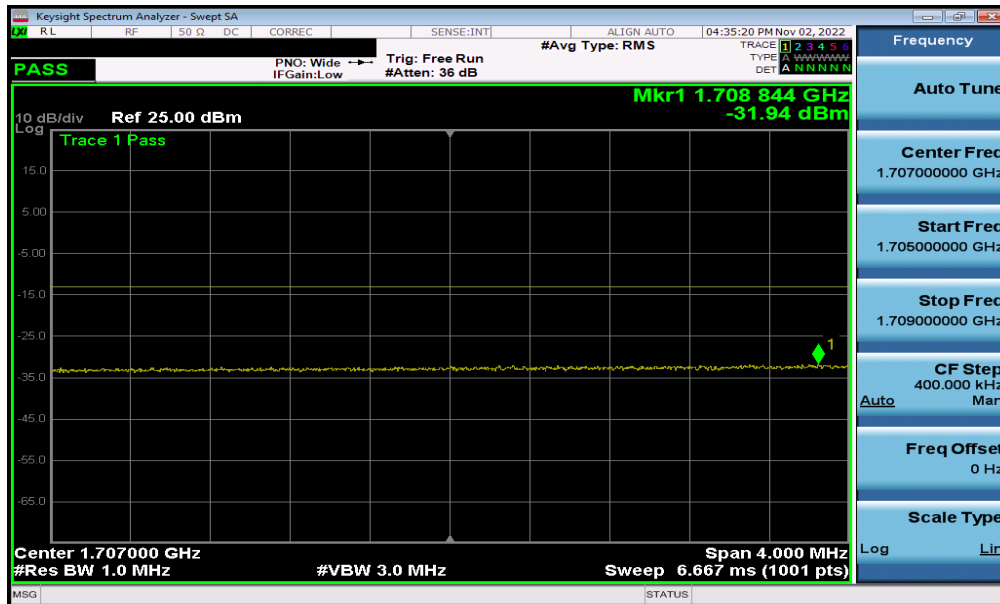
FCC ID: A3LSMS918U	PART 27 MEASUREMENT REPORT		Approved by: Technical Manager
Test Report S/N: 1M2209010098-08-R1.A3L	Test Dates: 9/12/2022 - 11/08/2022	EUT Type: Portable Handset	Page 224 of 316



Uplink CA LTE Band 66/B/C – Ant F



Plot 7-391. Lower Band Edge Plot (ULCA LTE Band 66 - Ant F)

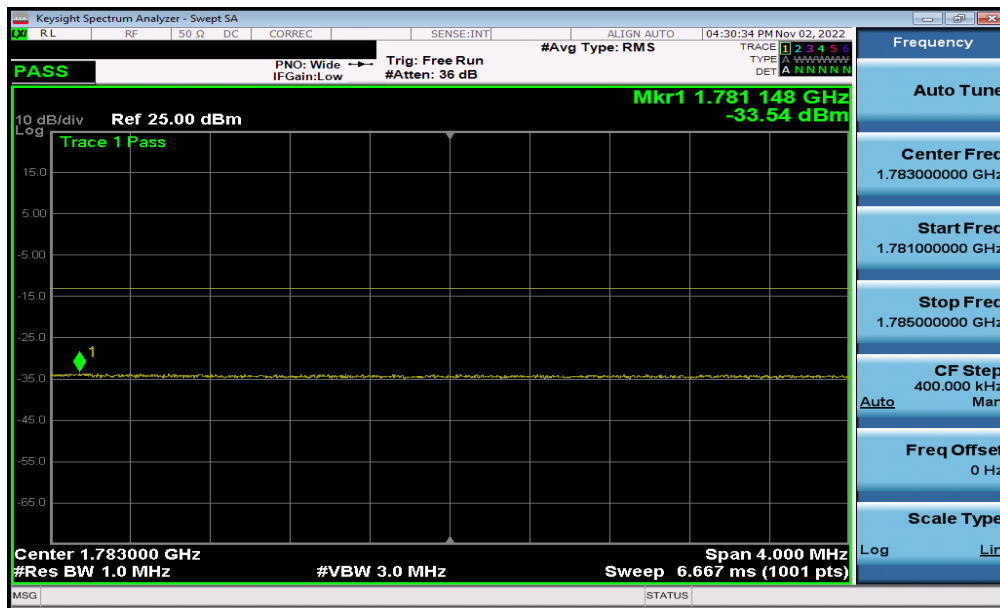


Plot 7-392. Lower Extended Band Edge Plot (ULCA LTE Band 66 - Ant F)

FCC ID: A3LSMS918U	PART 27 MEASUREMENT REPORT		Approved by: Technical Manager
Test Report S/N: 1M2209010098-08-R1.A3L	Test Dates: 9/12/2022 - 11/08/2022	EUT Type: Portable Handset	Page 225 of 316



Plot 7-393. Upper Band Edge Plot (ULCA LTE Band 66 - Ant F)



Plot 7-394. Upper Extended Band Edge Plot (ULCA LTE Band 66 - Ant F)

FCC ID: A3LSMS918U	PART 27 MEASUREMENT REPORT		Approved by: Technical Manager
Test Report S/N: 1M2209010098-08-R1.A3L	Test Dates: 9/12/2022 - 11/08/2022	EUT Type: Portable Handset	Page 226 of 316

7.6 Peak-Average Ratio

Test Overview

A peak to average ratio measurement is performed at the conducted port of the EUT. The spectrum analyzers Complementary Cumulative Distribution Function (CCDF) measurement profile is used to determine the largest deviation between the average and the peak power of the EUT in a given bandwidth. The CCDF curve shows how much time the peak waveform spends at or above a given average power level. The percent of time the signal spends at or above the level defines the probability for that particular power level.

Test Procedure Used

ANSI C63.26-2015 – Section 5.2.3.4

Test Settings

1. The signal analyzer's CCDF measurement profile is enabled
2. Frequency = carrier center frequency
3. Measurement BW \geq OBW or specified reference bandwidth
4. The signal analyzer was set to collect one million samples to generate the CCDF curve
5. The measurement interval was set depending on the type of signal analyzed. For continuous signals (>98% duty cycle), the measurement interval was set to 1ms. For burst transmissions, the spectrum analyzer is set to use an internal "RF Burst" trigger that is synced with an incoming pulse and the measurement interval is set to less than the duration of the "on time" of one burst to ensure that energy is only captured during a time in which the transmitter is operating at maximum power

Test Setup

The EUT and measurement equipment were set up as shown in the diagram below.




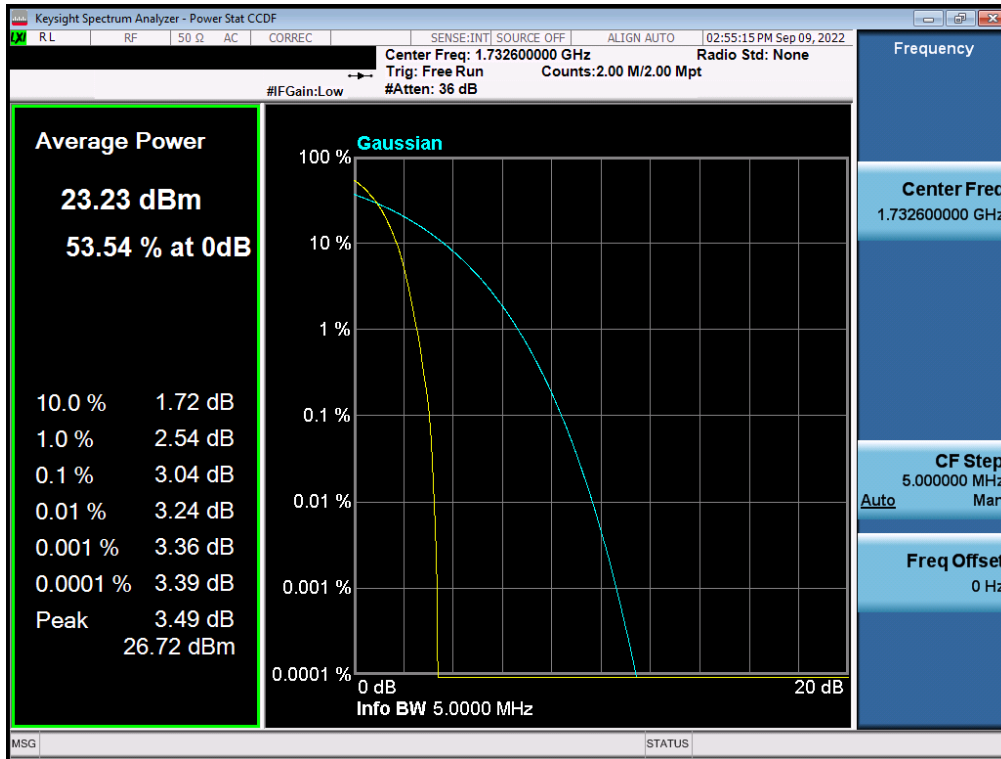
Figure 7-5. Test Instrument & Measurement Setup

Test Notes

None.

FCC ID: A3LSMS918U	PART 27 MEASUREMENT REPORT		Approved by: Technical Manager
Test Report S/N: 1M2209010098-08-R1.A3L	Test Dates: 9/12/2022 - 11/08/2022	EUT Type: Portable Handset	Page 227 of 316

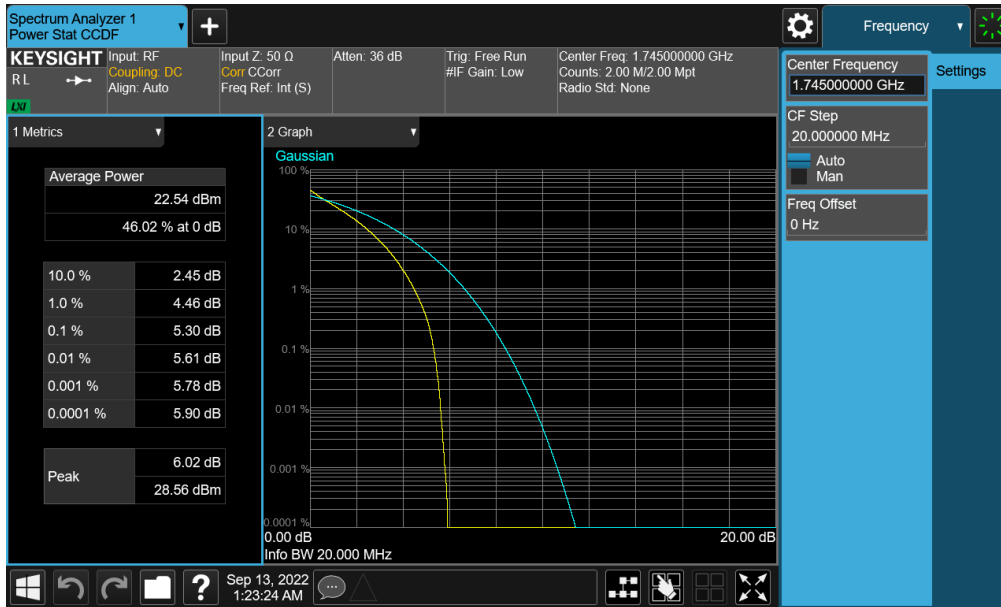
WCDMA AWS – Ant A



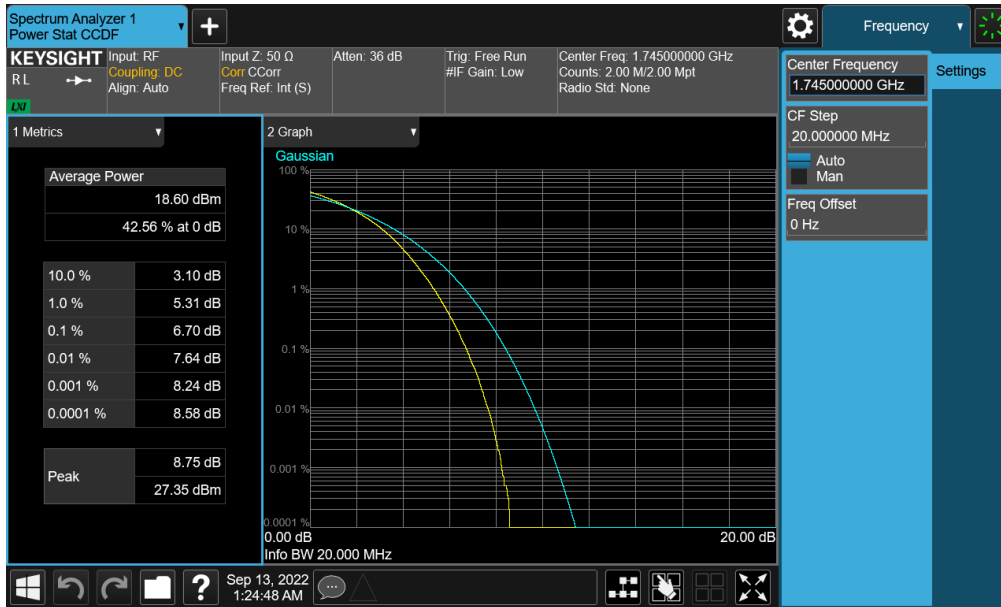
Plot 7-395. PAR Plot (WCDMA, Ch. 1413 – Ant A)

FCC ID: A3LSMS918U	PART 27 MEASUREMENT REPORT		Approved by: Technical Manager
Test Report S/N: 1M2209010098-08-R1.A3L	Test Dates: 9/12/2022 - 11/08/2022	EUT Type: Portable Handset	Page 228 of 316

LTE Band 66/4 – Ant A

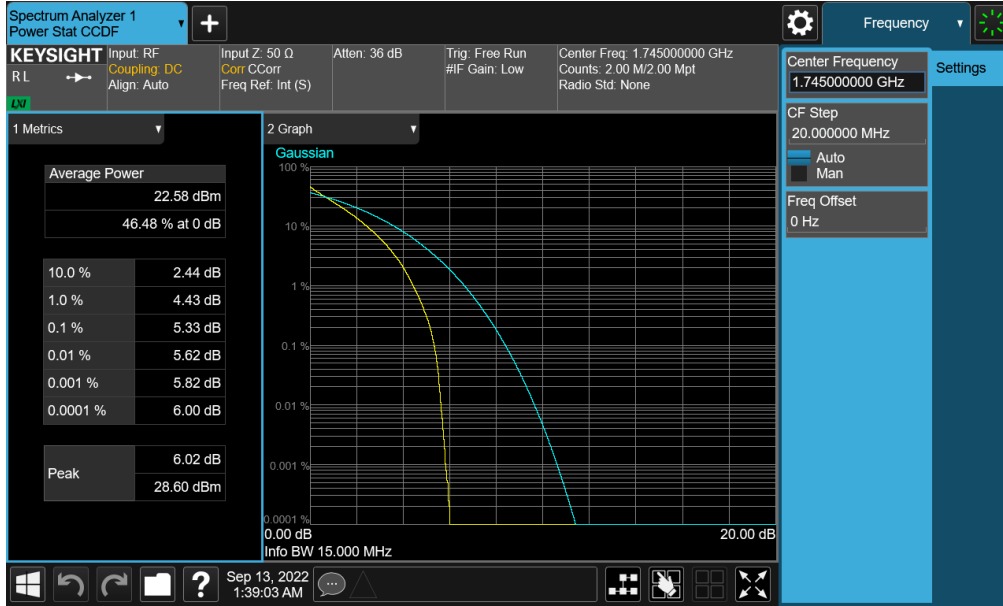


Plot 7-396. PAR Plot (LTE Band 66/4 - 20MHz QPSK - Full RB - Ant A)



Plot 7-397. PAR Plot (LTE Band 66/4 - 20MHz 256-QAM - Full RB - Ant A)

FCC ID: A3LSMS918U	PART 27 MEASUREMENT REPORT		Approved by: Technical Manager
Test Report S/N: 1M2209010098-08-R1.A3L	Test Dates: 9/12/2022 - 11/08/2022	EUT Type: Portable Handset	Page 229 of 316



Plot 7-398. PAR Plot (LTE Band 66/4 - 15MHz QPSK - Full RB - Ant A)



Plot 7-399. PAR Plot (LTE Band 66/4 - 15MHz 256-QAM - Full RB - Ant A)

FCC ID: A3LSMS918U	PART 27 MEASUREMENT REPORT		Approved by: Technical Manager
Test Report S/N: 1M2209010098-08-R1.A3L	Test Dates: 9/12/2022 - 11/08/2022	EUT Type: Portable Handset	Page 230 of 316