

FCC ID:	A3LSMS918U
Date:	11/22/2022
Test Procedure:	KDB 680106 D01 v03r01

Load	E Measurements (V/m)	10% Battery	50% Battery	70% Battery	Limit (V/m)
		Distance from probe (cm)	Distance from probe (cm)	Distance from probe (cm)	
		15	15	15	
Phone	A (Bottom)	0.371	0.381	0.381	614.00
	B (Right)	0.381	0.428	0.428	614.00
	C (Top)	0.391	0.381	0.381	614.00
	D (Left)	0.410	0.505	0.456	614.00
	E (Front)	0.642	0.638	0.624	614.00
	F (Back)	0.769	0.788	0.881	614.00

**Table 1. E-field Measurement by battery level (phone load)**

Load	E Measurements (V/m)	Distance from probe (cm)	Limit (V/m)
		15	
Watch	F (Back)	0.773	614.00
Earbuds	F (Back)	2.724	614.00



**Table 2. E-field Measurement by battery level (non-phone loads)**

Load	H Measurements (A/m)	10% Battery	50% Battery	70% Battery	Limit (A/m)
		Distance from probe (cm)	Distance from probe (cm)	Distance from probe (cm)	
		15	15	15	
Phone	A (Bottom)	0.138	0.144	0.142	1.63
	B (Right)	0.145	0.139	0.145	1.63
	C (Top)	0.145	0.142	0.145	1.63
	D (Left)	0.139	0.145	0.138	1.63
	E (Front)	0.138	0.138	0.144	1.63
	F (Back)	0.142	0.145	0.148	1.63

**Table 3. H-field Measurement by battery level (phone load)**

Load	H Measurements (A/m)	Distance from probe (cm)	Limit (A/m)
		15	
Watch	F (Back)	0.207	1.63
Earbuds	F (Back)	0.222	1.63

**Table 4. H-field Measurement by battery level (non-phone loads)**

FCC ID: A3LSMS918U	 <b>RF EXPOSURE E-/H-FIELD TEST REPORT</b>		Approved by: Managing Director
Filename: 1M2209010098-31.A3L	Test Dates: 11/20/2022 – 11/22/2022	DUT Type: Portable Handset	Page 1 of 2

A	B	C	D	E	F
BOTTOM EDGE	RIGHT EDGE	TOP EDGE	LEFT EDGE	FRONT (SCREEN)	BACK

**Table 5. EUT Position Description**

**Note:**

1. The right and left edge are determined with the EUT screen facing the user.
2. H-Field Measurements were found to be noise floor



**Description of Test Setup**

- o Testing was performed with a calibrated field probe.
- o Measurement was performed on each side of the EUT as described in Table 5.
- o Testing was performed at the distances and different battery levels as indicated on Tables 1 through 4.
- o Measurement procedure was performed per FCC Guidance.

**Test Equipment**

Manufacturer	Model	Description	Cal Date	Cal Interval	Cal Due	Serial Number
Narda	EHP-200AC	Electronic & Magnetic Field Probe	6/9/2022	Annual	6/9/2023	170WX70211

**Table 6. Test Equipment**

FCC ID: A3LSMS918U	 <b>RF EXPOSURE E-/H-FIELD TEST REPORT</b>		Approved by: Managing Director
Filename: 1M2209010098-31.A3L	Test Dates: 11/20/2022 – 11/22/2022	DUT Type: Portable Handset	Page 2 of 2