


**TEST SETUP PHOTOGRAPHS**



**Figure 1. Test Setup – ACLC– <30MHz**



**Figure 2. Test Setup – ACLC– <30MHz**

|   |  |                 |
|---|--|-----------------|
|  | Samsung Electronics Co., Ltd. FCC ID: A3LSMS918U | Model: SM-S918U |
| Test Set-Up Photos  | EUT Type: Portable Handset                       | Page 1 of 3     |




Figure 3. Test Setup – X Position – 30MHz-10GHz







Figure 4. Test Setup – Y Position – 30MHz-10GHz

|   |  |                 |
|---|--|-----------------|
|  | Samsung Electronics Co., Ltd. FCC ID: A3LSMS918U | Model: SM-S918U |
| Test Set-Up Photos  | EUT Type: Portable Handset                       | Page 2 of 3     |



**Figure 5. Test Setup – Z Position – 30MHz-10GHz**

|   |  |                 |
|---|--|-----------------|
|  | Samsung Electronics Co., Ltd. FCC ID: A3LSMS918U | Model: SM-S918U |
| Test Set-Up Photos  | EUT Type: Portable Handset                       | Page 3 of 3     |