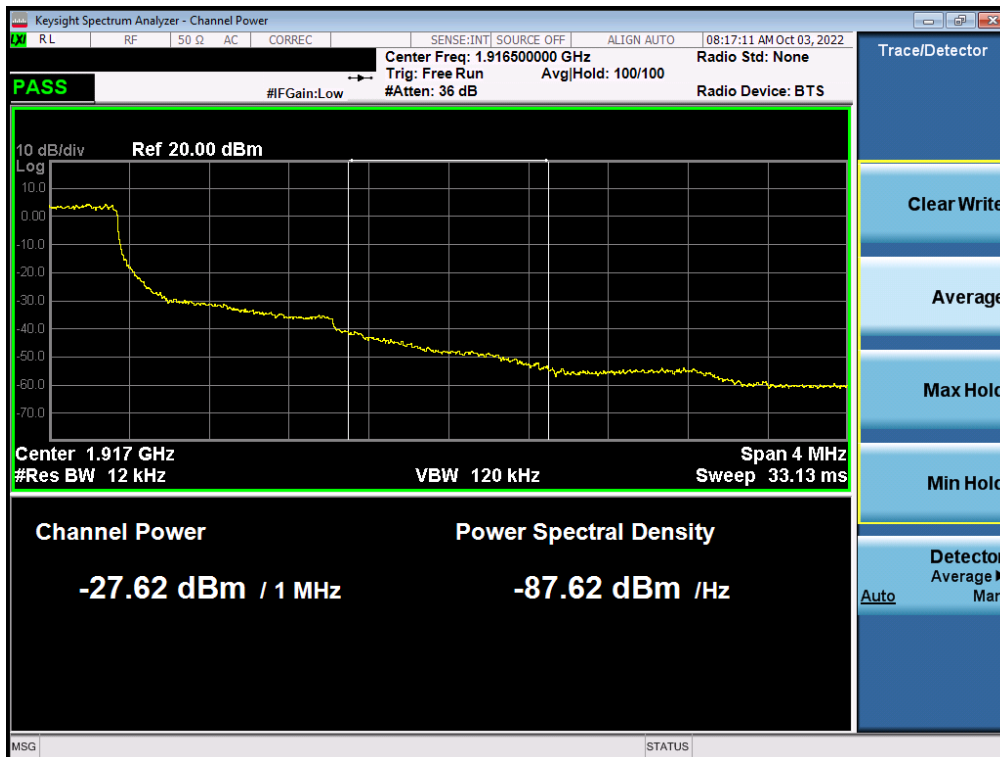




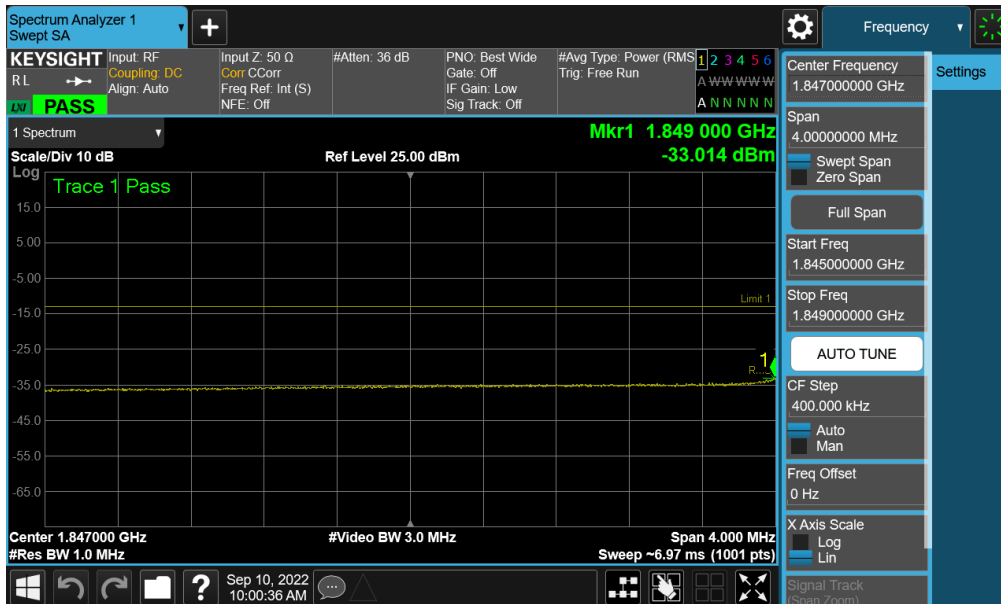
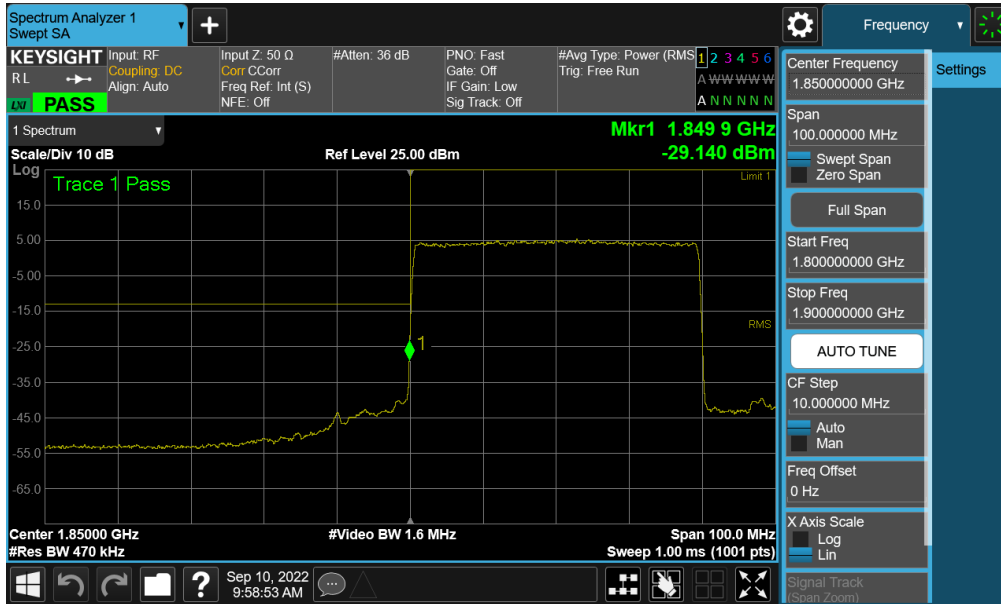
Plot 7-194. Upper Band Edge Plot (LTE Band 25 – 1.4MHz QPSK – Full RB - ANT F)



Plot 7-195. Extended Upper Band Edge Plot (LTE Band 25 – 1.4MHz QPSK – Full RB - ANT F)

FCC ID: A3LSMS918U	PART 24 MEASUREMENT REPORT		Approved by: Technical Manager
Test Report S/N: 1M2209010098-06.A3L	Test Dates: 9/12/2022 - 11/08/2022	EUT Type: Portable Handset	Page 122 of 229

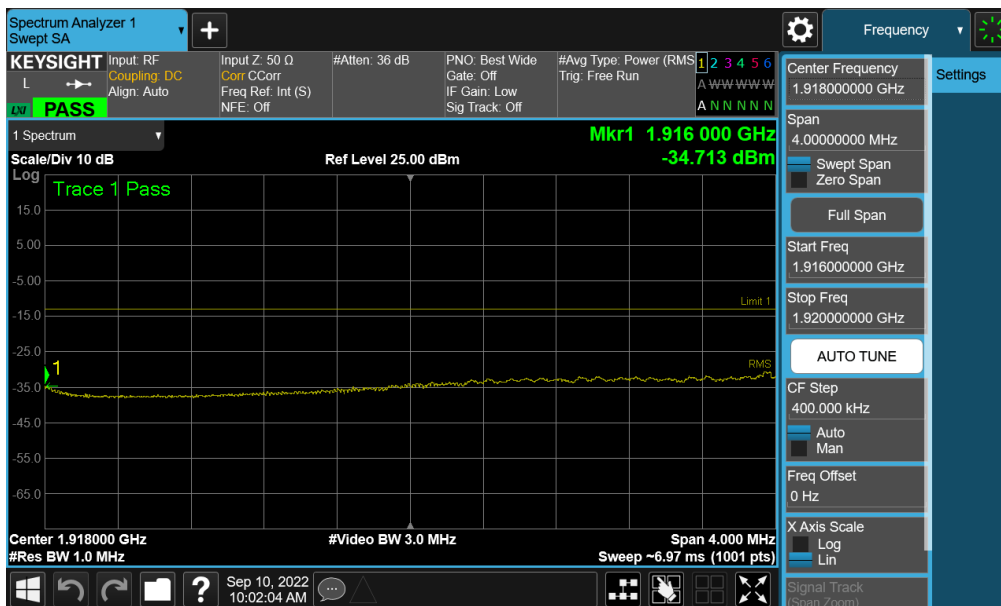
NR Band n25/2 – ANT A



FCC ID: A3LSMS918U	PART 24 MEASUREMENT REPORT		Approved by: Technical Manager
Test Report S/N: 1M2209010098-06.A3L	Test Dates: 9/12/2022 - 11/08/2022	EUT Type: Portable Handset	Page 123 of 229

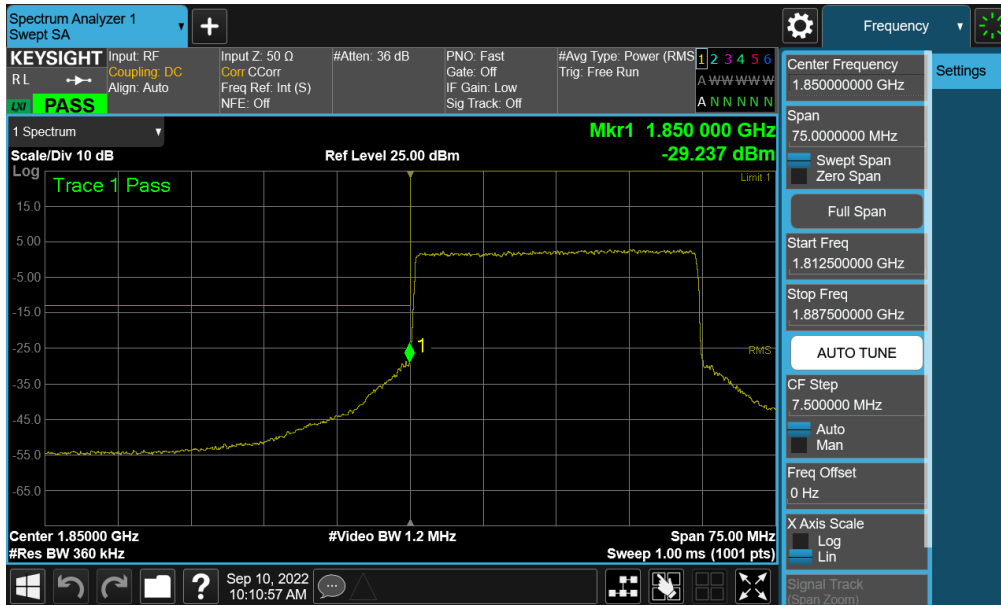


Plot 7-198. Upper Band Edge Plot (NR Band n25 - 40MHz QPSK – Full RB - ANT A)

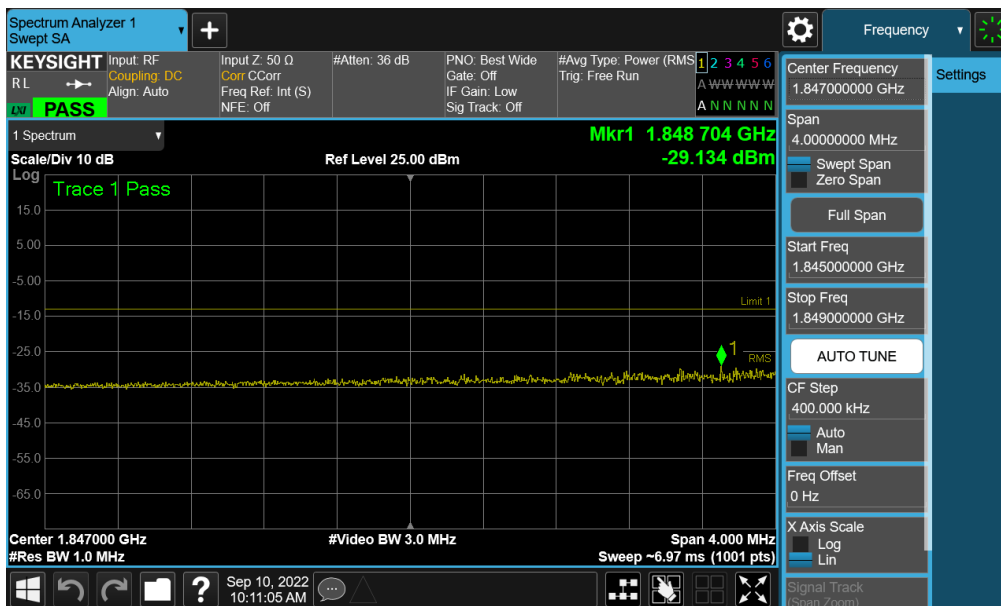


Plot 7-199. Extended Upper Band Edge Plot (NR Band n25 - 40MHz QPSK – Full RB - ANT A)

FCC ID: A3LSMS918U	PART 24 MEASUREMENT REPORT		Approved by: Technical Manager
Test Report S/N: 1M2209010098-06.A3L	Test Dates: 9/12/2022 - 11/08/2022	EUT Type: Portable Handset	Page 124 of 229

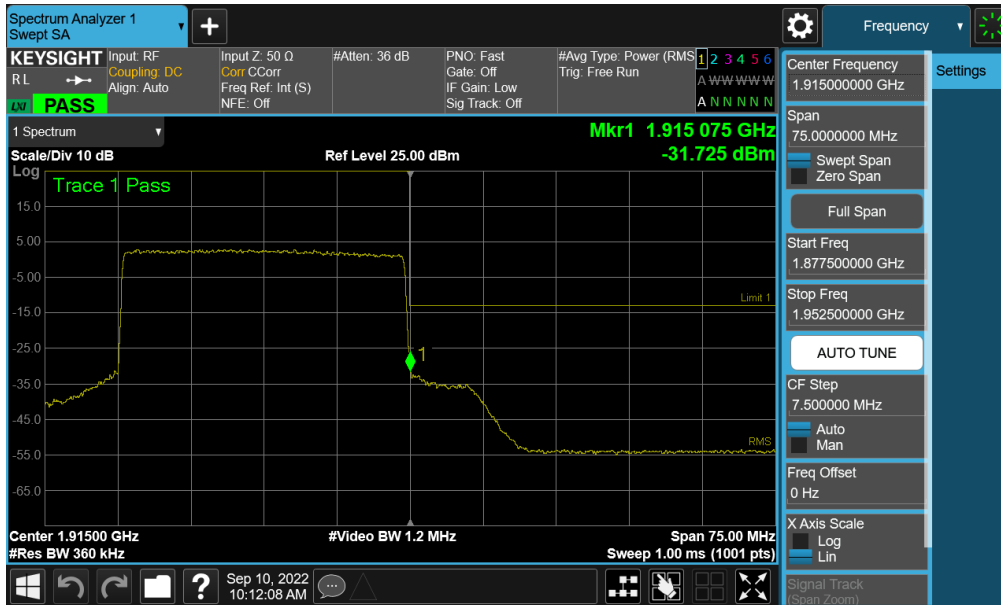


Plot 7-200. Lower Band Edge Plot (NR Band n25 - 30MHz QPSK – Full RB - ANT A)

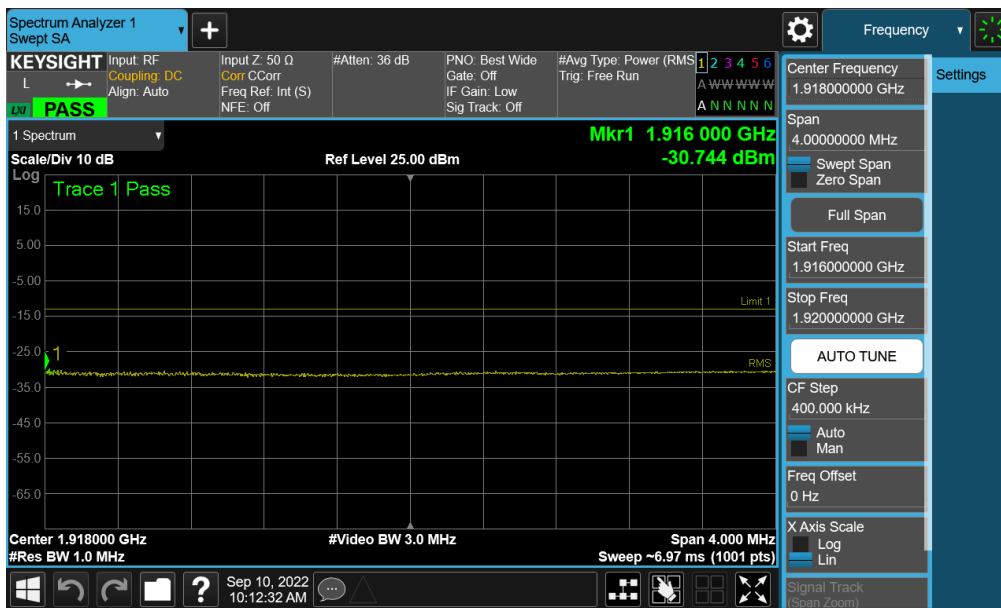


Plot 7-201. Extended Lower Band Edge Plot (NR Band n25 - 30MHz QPSK – Full RB - ANT A)

FCC ID: A3LSMS918U	PART 24 MEASUREMENT REPORT		Approved by: Technical Manager
Test Report S/N: 1M2209010098-06.A3L	Test Dates: 9/12/2022 - 11/08/2022	EUT Type: Portable Handset	Page 125 of 229



Plot 7-202. Upper Band Edge Plot (NR Band n25 - 30MHz QPSK – Full RB - ANT A)

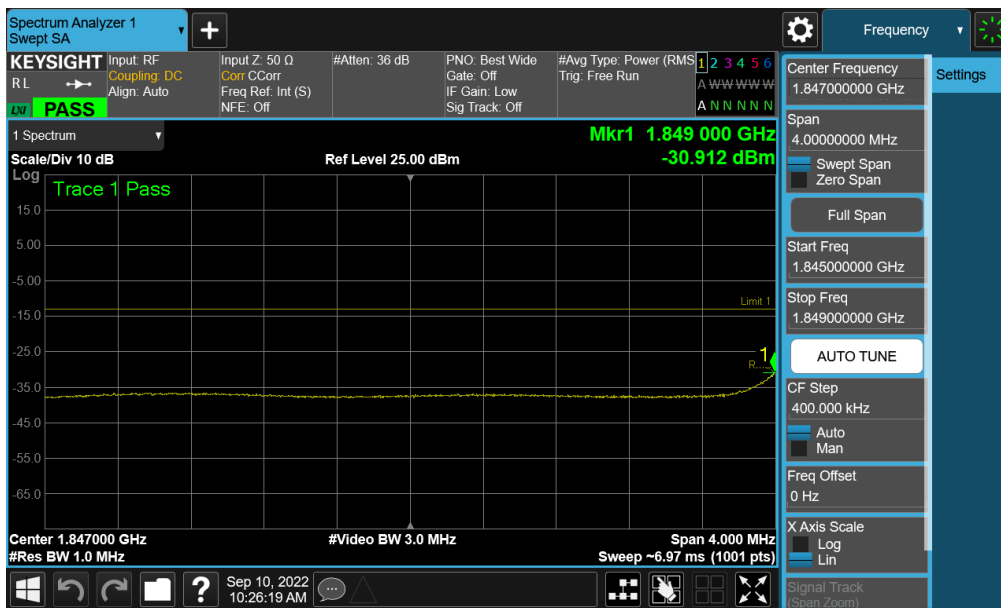


Plot 7-203. Extended Upper Band Edge Plot (NR Band n25 - 30MHz QPSK – Full RB - ANT A)

FCC ID: A3LSMS918U	PART 24 MEASUREMENT REPORT		Approved by: Technical Manager
Test Report S/N: 1M2209010098-06.A3L	Test Dates: 9/12/2022 - 11/08/2022	EUT Type: Portable Handset	Page 126 of 229

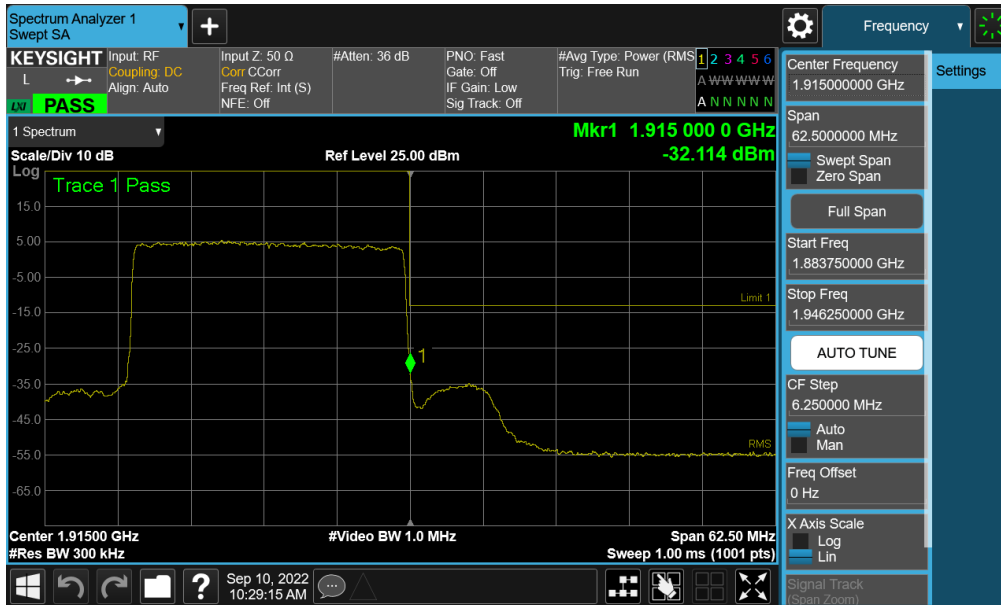


Plot 7-204. Lower Band Edge Plot (NR Band n25 - 25MHz QPSK – Full RB - ANT A)

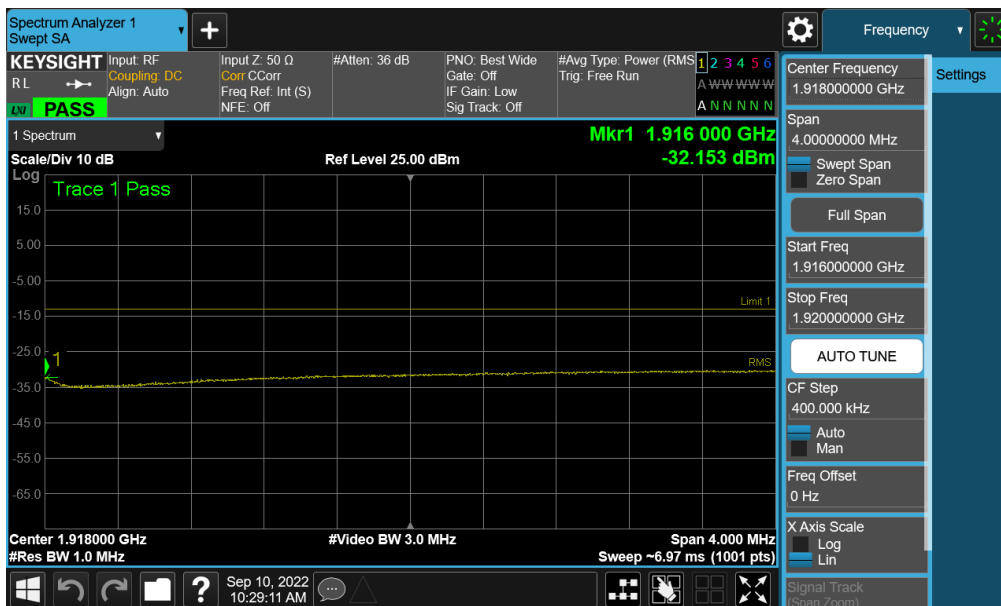


Plot 7-205. Extended Lower Band Edge Plot (NR Band n25 - 25MHz QPSK – Full RB - ANT A)

FCC ID: A3LSMS918U	PART 24 MEASUREMENT REPORT		Approved by: Technical Manager
Test Report S/N: 1M2209010098-06.A3L	Test Dates: 9/12/2022 - 11/08/2022	EUT Type: Portable Handset	Page 127 of 229

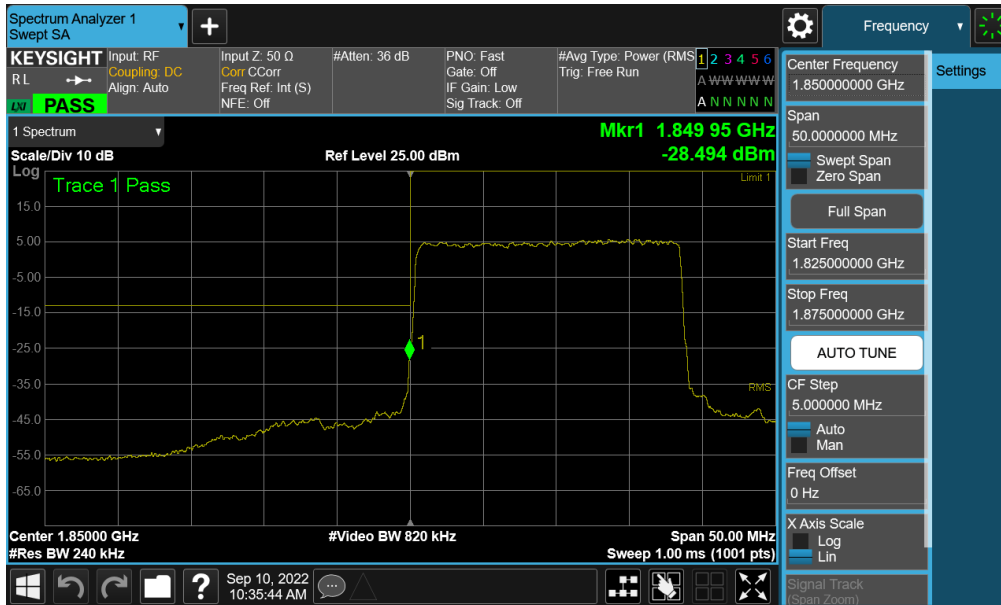


Plot 7-206. Upper Band Edge Plot (NR Band n25 - 25MHz QPSK – Full RB - ANT A)

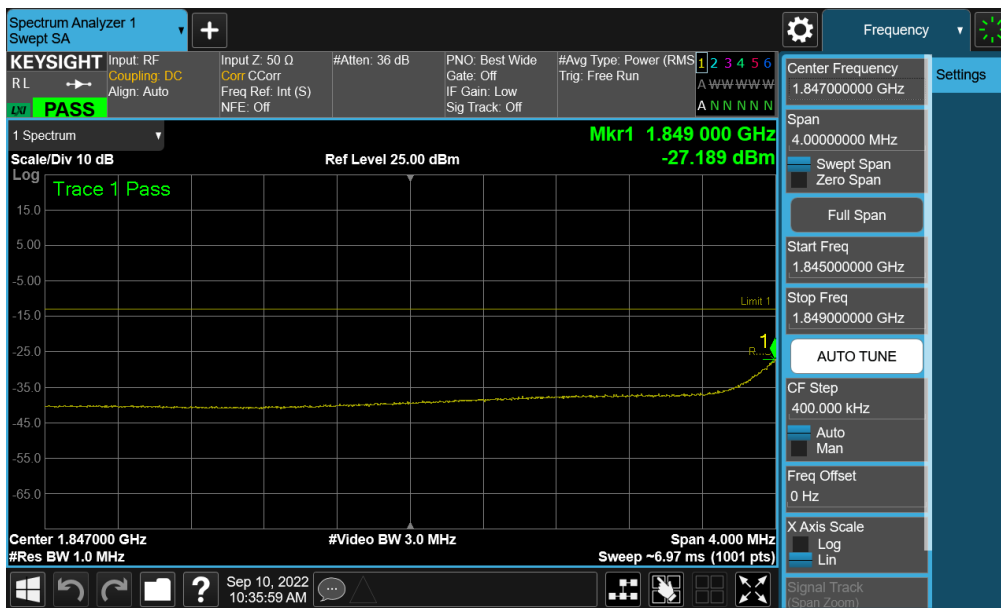


Plot 7-207. Extended Upper Band Edge Plot (NR Band n25 - 25MHz QPSK – Full RB - ANT A)

FCC ID: A3LSMS918U	PART 24 MEASUREMENT REPORT		Approved by: Technical Manager
Test Report S/N: 1M2209010098-06.A3L	Test Dates: 9/12/2022 - 11/08/2022	EUT Type: Portable Handset	Page 128 of 229

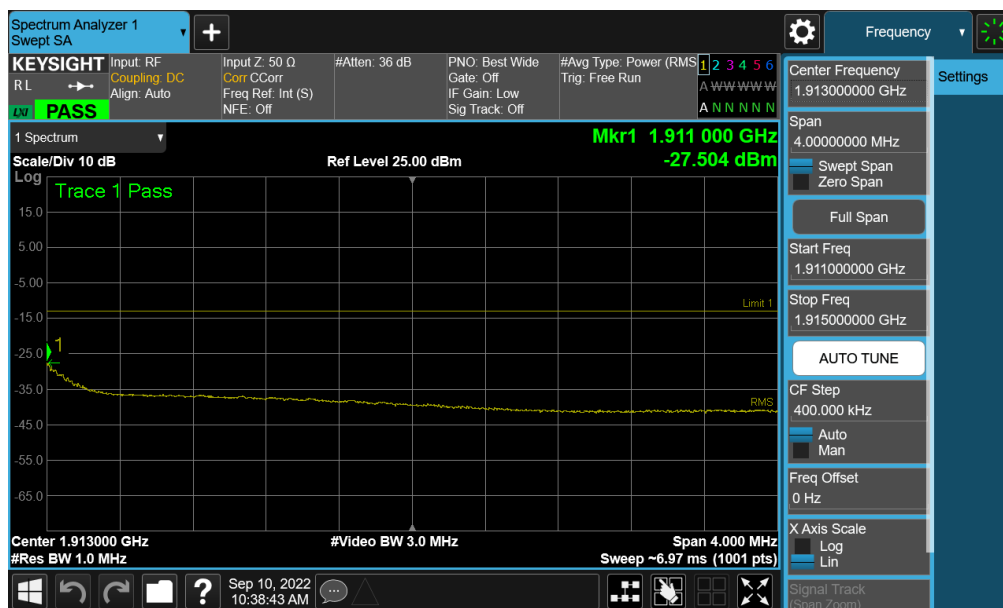
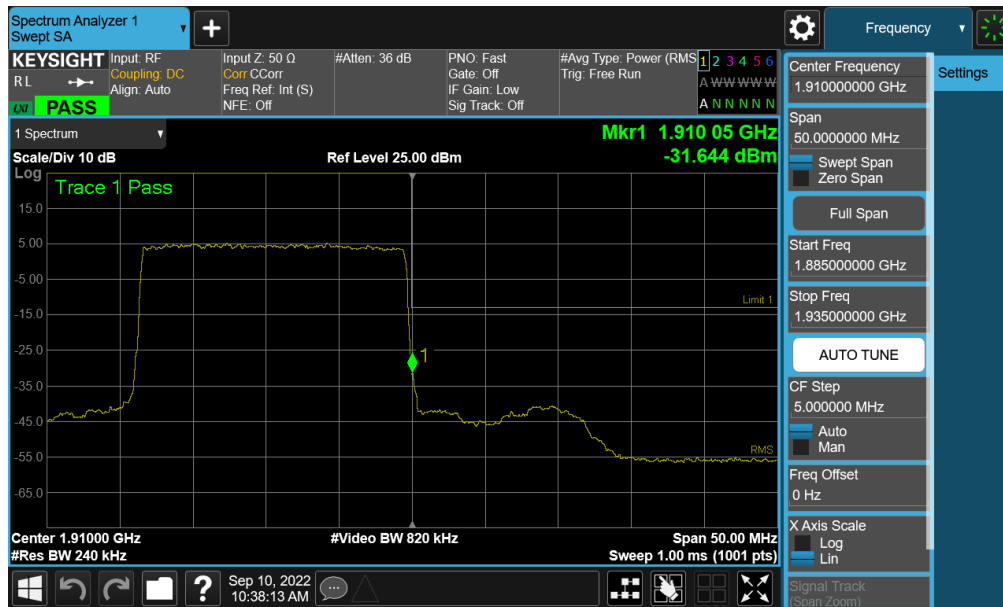


Plot 7-208. Lower Band Edge Plot (NR Band n25/2 - 20MHz QPSK – Full RB - ANT A)

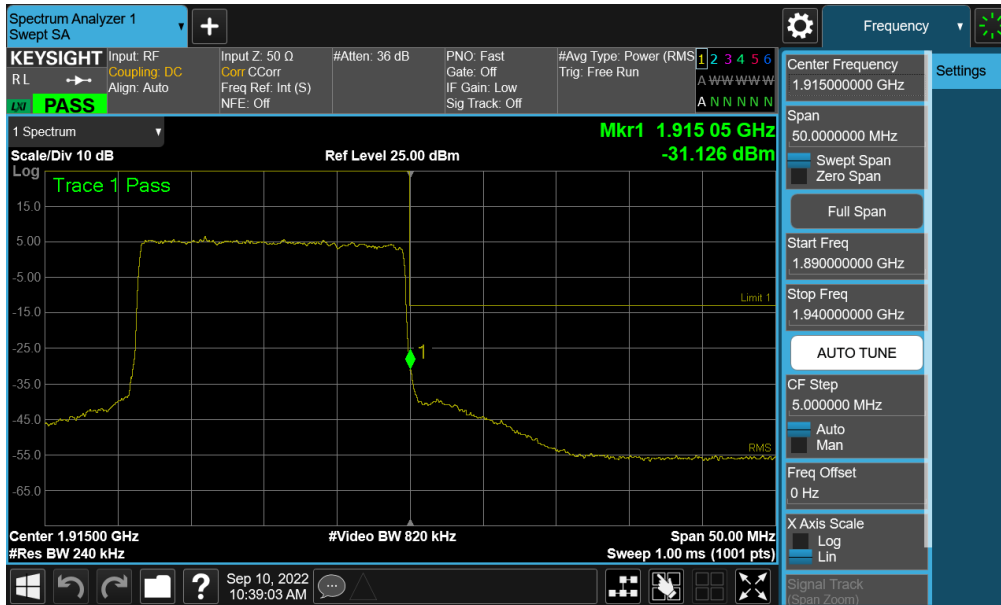


Plot 7-209. Extended Lower Band Edge Plot (NR Band n25/2 - 20MHz QPSK – Full RB - ANT A)

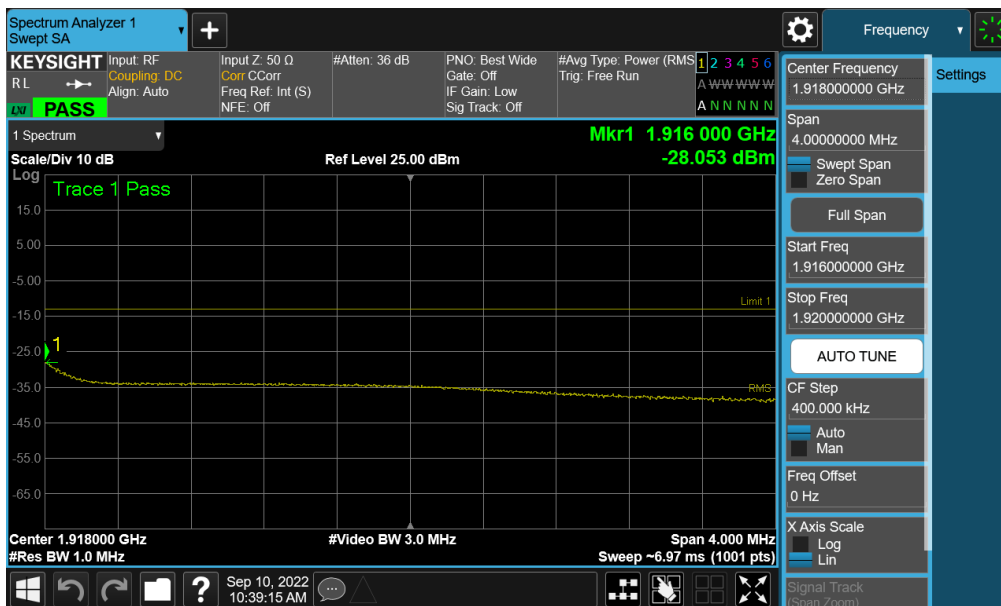
FCC ID: A3LSMS918U	PART 24 MEASUREMENT REPORT		Approved by: Technical Manager
Test Report S/N: 1M2209010098-06.A3L	Test Dates: 9/12/2022 - 11/08/2022	EUT Type: Portable Handset	Page 129 of 229



FCC ID: A3LSMS918U	PART 24 MEASUREMENT REPORT		Approved by: Technical Manager
Test Report S/N: 1M2209010098-06.A3L	Test Dates: 9/12/2022 - 11/08/2022	EUT Type: Portable Handset	Page 130 of 229



Plot 7-212. Upper Band Edge Plot (NR Band n25 - 20MHz QPSK – Full RB - ANT A)

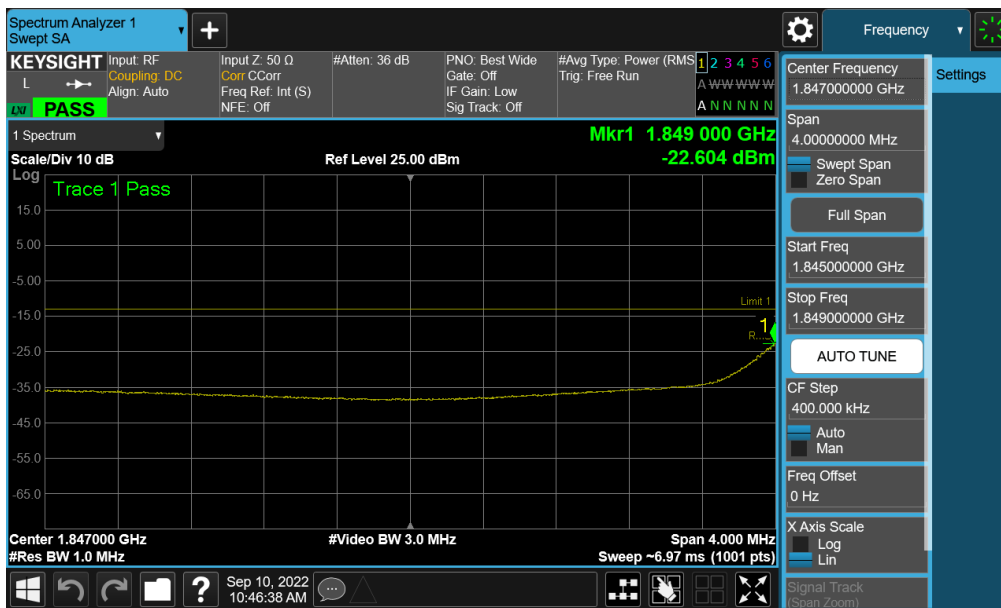


Plot 7-213. Extended Upper Band Edge Plot (NR Band n25 - 20MHz QPSK – Full RB - ANT A)

FCC ID: A3LSMS918U	PART 24 MEASUREMENT REPORT		Approved by: Technical Manager
Test Report S/N: 1M2209010098-06.A3L	Test Dates: 9/12/2022 - 11/08/2022	EUT Type: Portable Handset	Page 131 of 229



Plot 7-214. Lower Band Edge Plot (NR Band n25/2 - 15MHz QPSK – Full RB - ANT A)

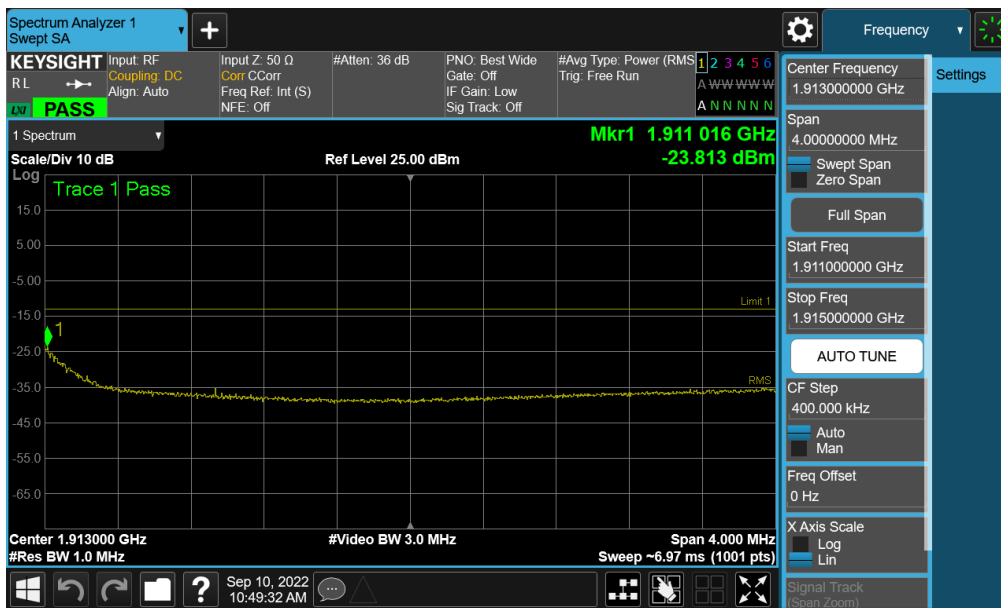


Plot 7-215. Extended Lower Band Edge Plot (NR Band n25/2 - 15MHz QPSK – Full RB - ANT A)

FCC ID: A3LSMS918U	PART 24 MEASUREMENT REPORT		Approved by: Technical Manager
Test Report S/N: 1M2209010098-06.A3L	Test Dates: 9/12/2022 - 11/08/2022	EUT Type: Portable Handset	Page 132 of 229

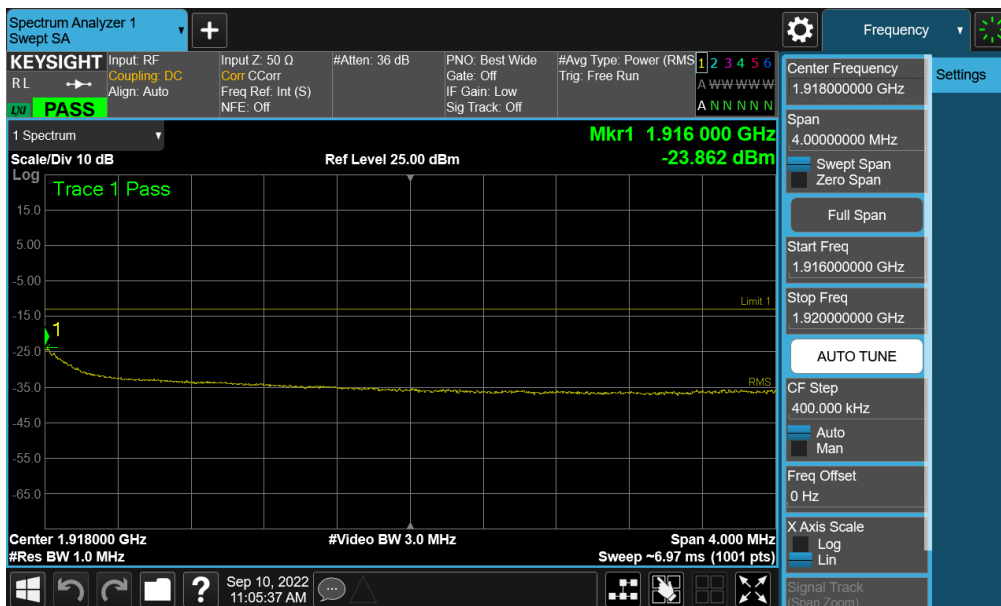
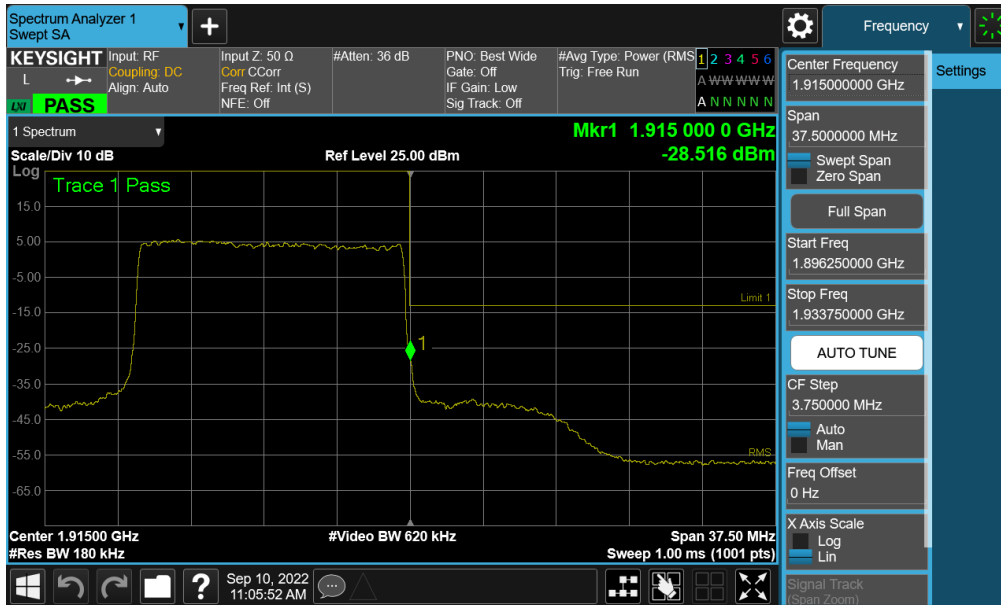


Plot 7-216. Upper Band Edge Plot (NR Band n2 - 15MHz QPSK – Full RB - ANT A)

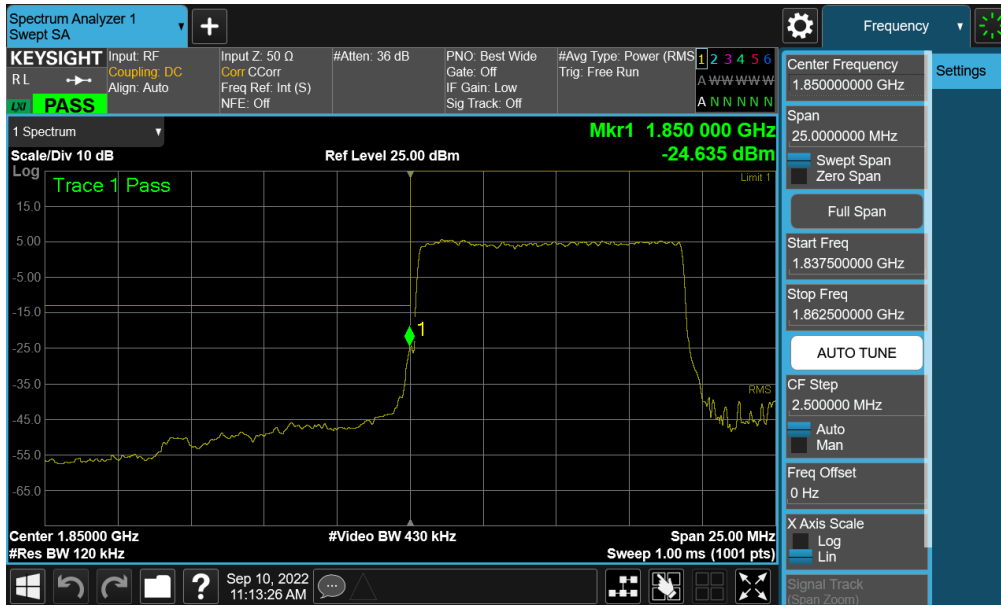


Plot 7-217. Extended Upper Band Edge Plot (NR Band n2 - 15MHz QPSK – Full RB - ANT A)

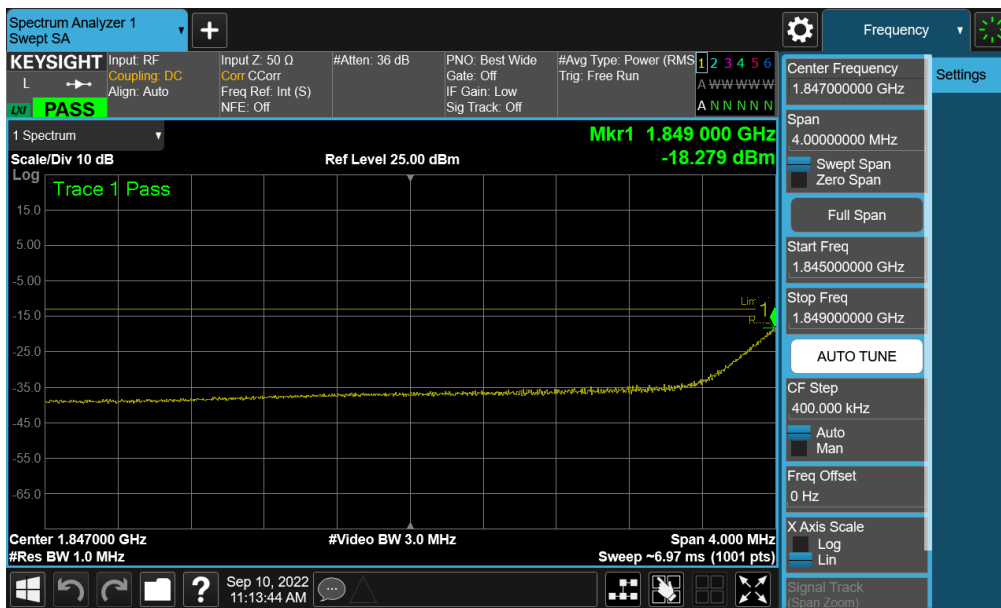
FCC ID: A3LSMS918U	PART 24 MEASUREMENT REPORT		Approved by: Technical Manager
Test Report S/N: 1M2209010098-06.A3L	Test Dates: 9/12/2022 - 11/08/2022	EUT Type: Portable Handset	Page 133 of 229



FCC ID: A3LSMS918U	PART 24 MEASUREMENT REPORT		Approved by: Technical Manager
Test Report S/N: 1M2209010098-06.A3L	Test Dates: 9/12/2022 - 11/08/2022	EUT Type: Portable Handset	Page 134 of 229

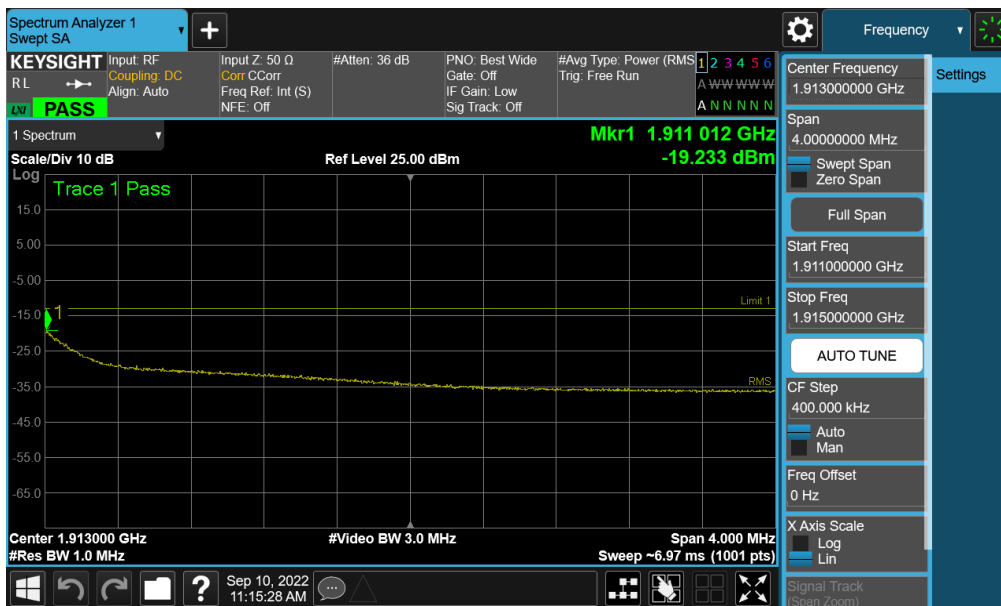


Plot 7-220. Lower Band Edge Plot (NR Band n25/2 - 10MHz QPSK – Full RB - ANT A)



Plot 7-221. Extended Lower Band Edge Plot (NR Band n25/2 - 10MHz QPSK – Full RB - ANT A)

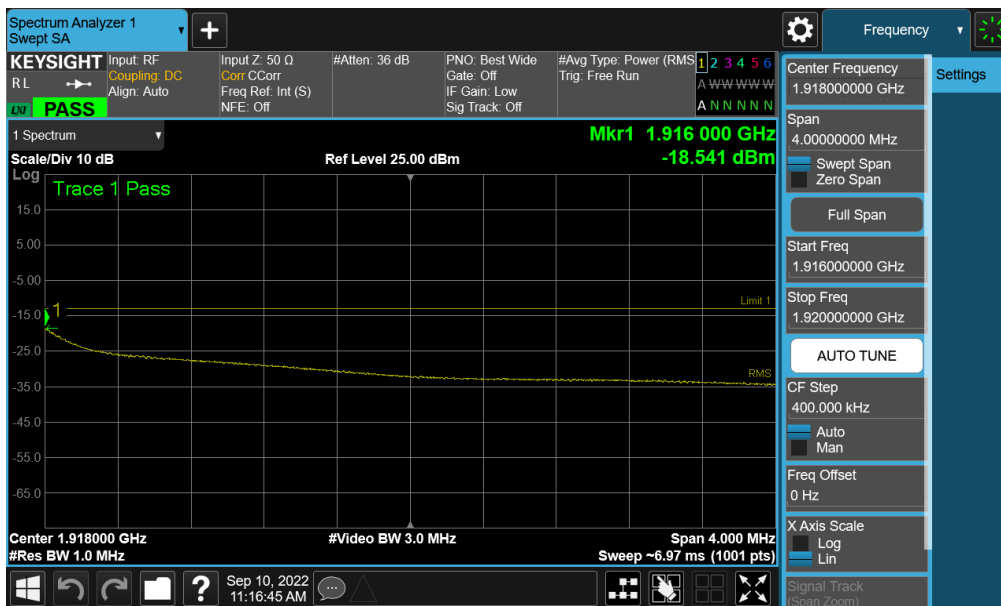
FCC ID: A3LSMS918U	PART 24 MEASUREMENT REPORT		Approved by: Technical Manager
Test Report S/N: 1M2209010098-06.A3L	Test Dates: 9/12/2022 - 11/08/2022	EUT Type: Portable Handset	Page 135 of 229



FCC ID: A3LSMS918U	PART 24 MEASUREMENT REPORT		Approved by: Technical Manager
Test Report S/N: 1M2209010098-06.A3L	Test Dates: 9/12/2022 - 11/08/2022	EUT Type: Portable Handset	Page 136 of 229

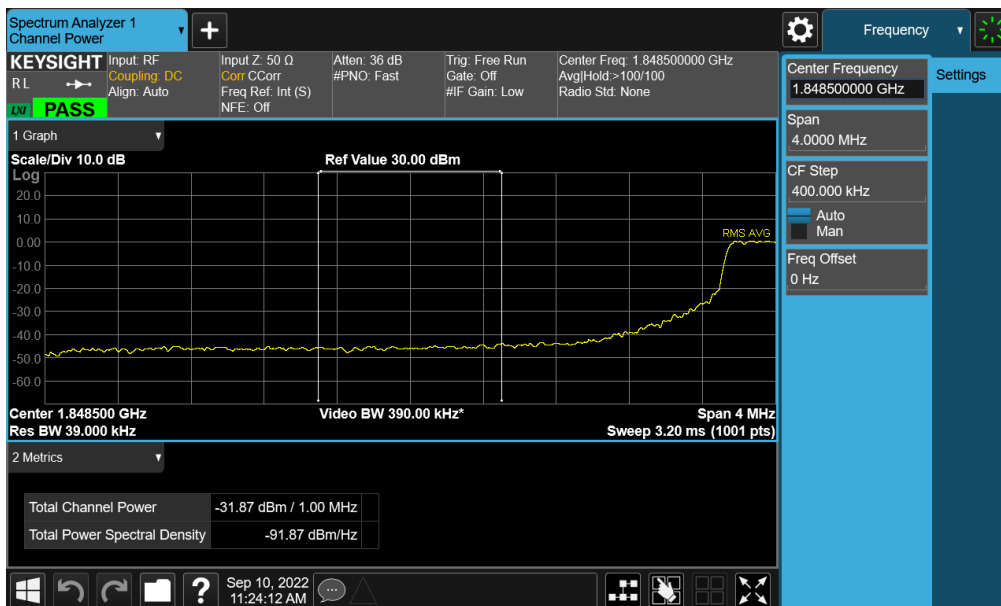
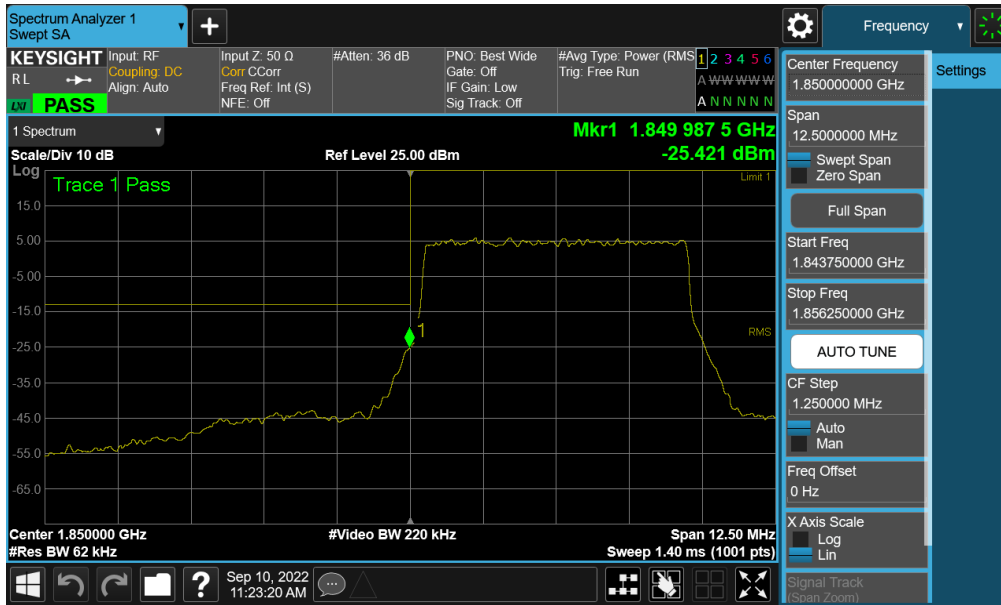


Plot 7-224. Upper Band Edge Plot (NR Band n25 - 10MHz QPSK – Full RB - ANT A)

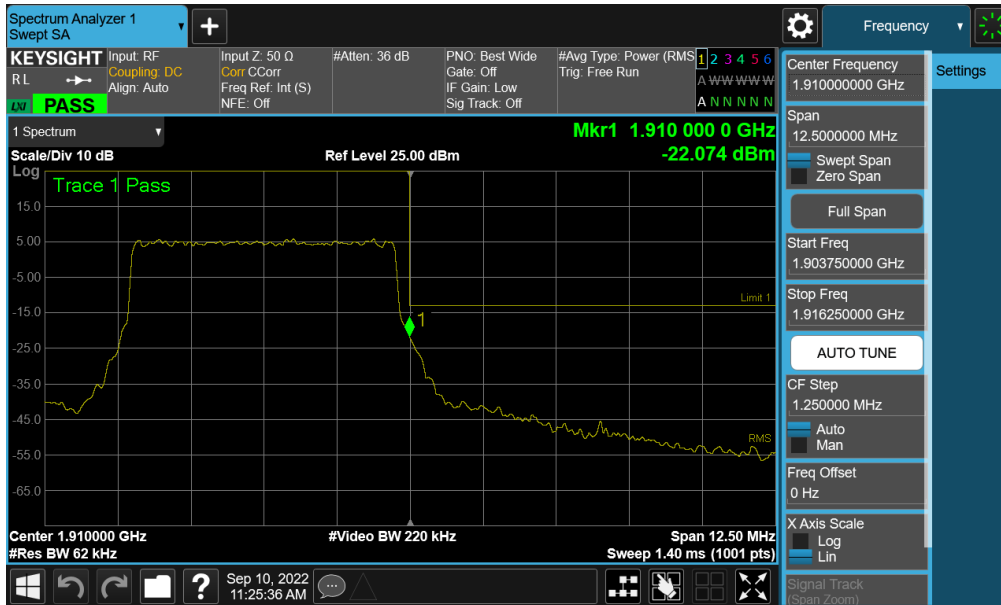


Plot 7-225. Extended Upper Band Edge Plot (NR Band n25 - 10MHz QPSK – Full RB - ANT A)

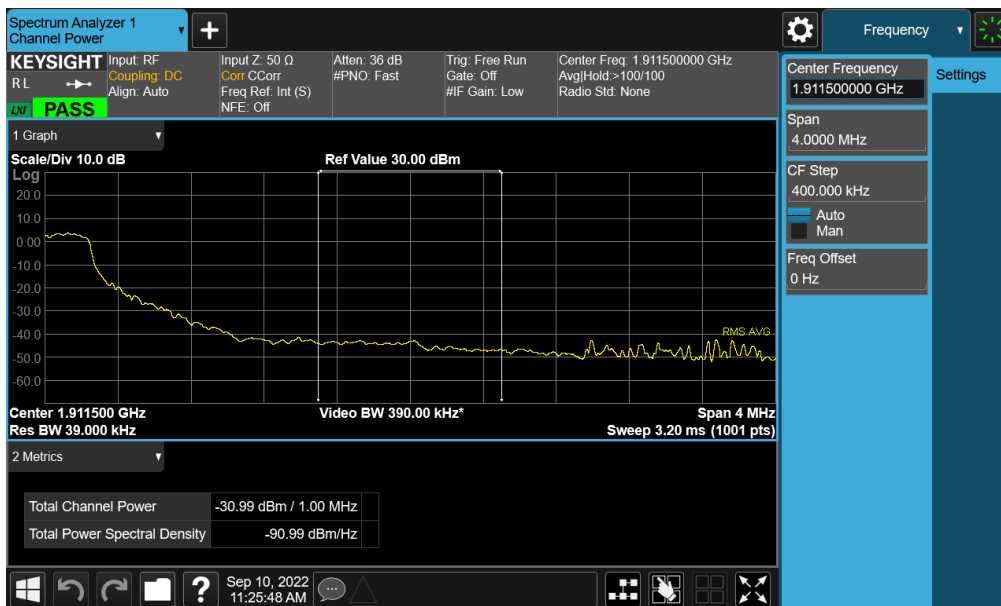
FCC ID: A3LSMS918U	PART 24 MEASUREMENT REPORT		Approved by: Technical Manager
Test Report S/N: 1M2209010098-06.A3L	Test Dates: 9/12/2022 - 11/08/2022	EUT Type: Portable Handset	Page 137 of 229



FCC ID: A3LSMS918U	PART 24 MEASUREMENT REPORT		Approved by: Technical Manager
Test Report S/N: 1M2209010098-06.A3L	Test Dates: 9/12/2022 - 11/08/2022	EUT Type: Portable Handset	Page 138 of 229

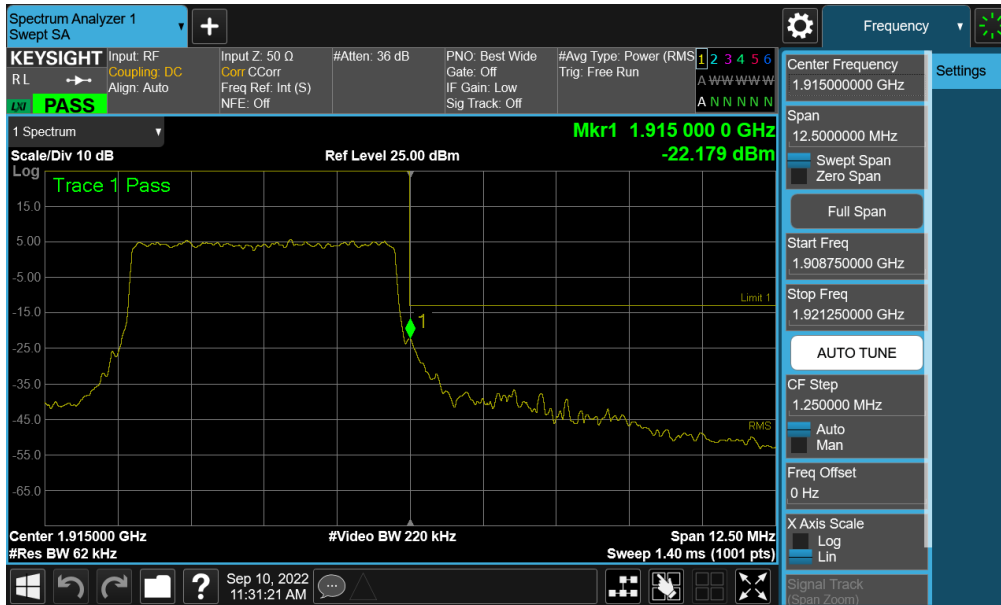


Plot 7-228. Upper Band Edge Plot (NR Band n2 – 5MHz QPSK – Full RB - ANT A)

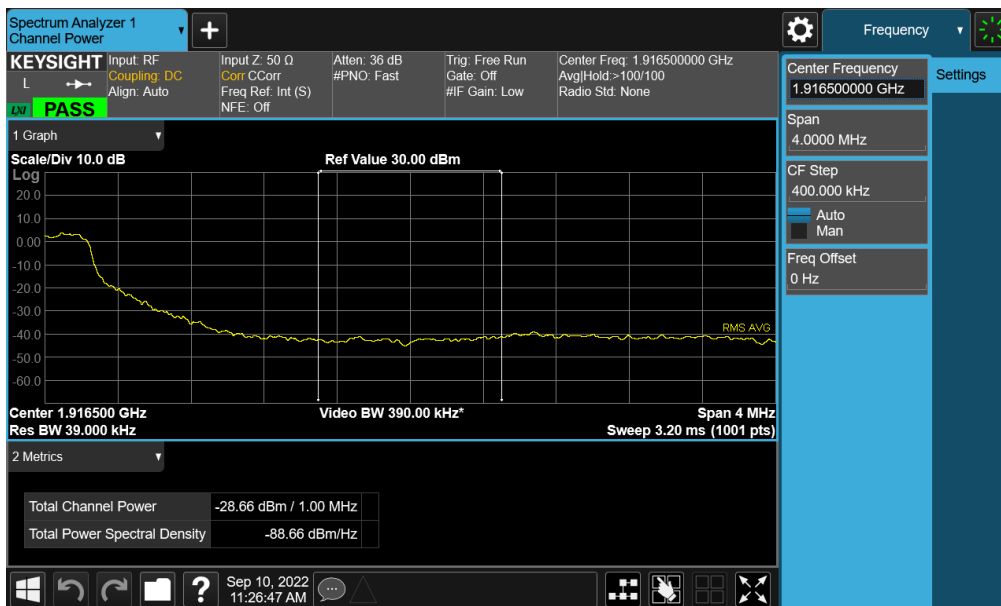


Plot 7-229. Extended Upper Band Edge Plot (NR Band n2 – 5MHz QPSK – Full RB - ANT A)

FCC ID: A3LSMS918U	PART 24 MEASUREMENT REPORT		Approved by: Technical Manager
Test Report S/N: 1M2209010098-06.A3L	Test Dates: 9/12/2022 - 11/08/2022	EUT Type: Portable Handset	Page 139 of 229



Plot 7-230. Upper Band Edge Plot (NR Band n25 – 5MHz QPSK – Full RB - ANT A)



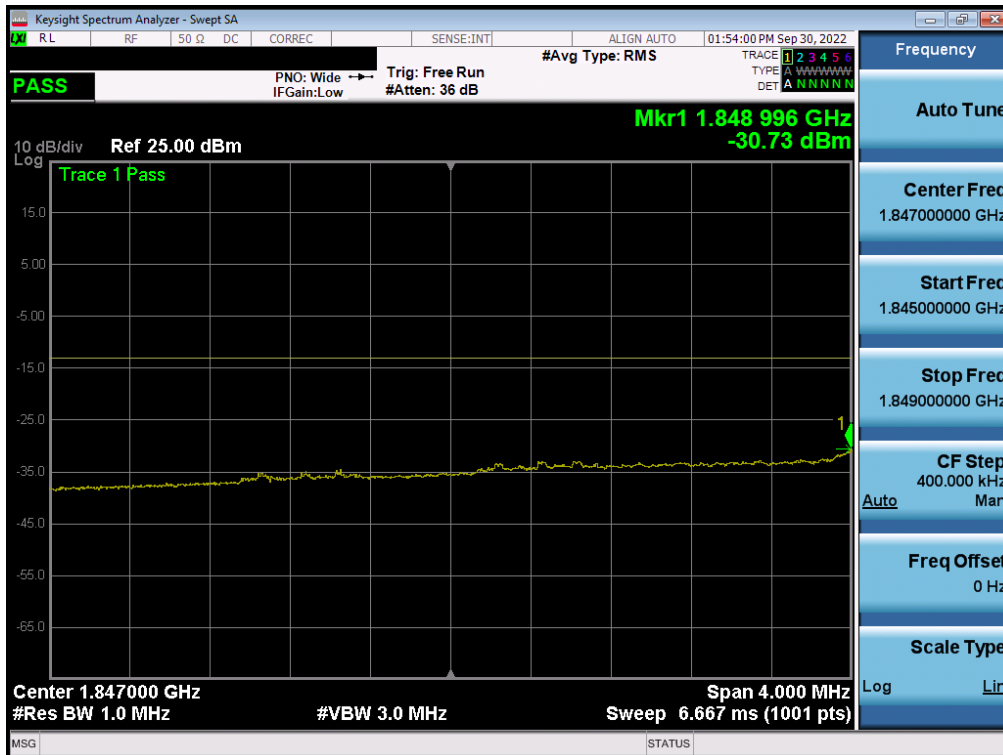
Plot 7-231. Extended Upper Band Edge Plot (NR Band n25 – 5MHz QPSK – Full RB - ANT A)

FCC ID: A3LSMS918U	PART 24 MEASUREMENT REPORT		Approved by: Technical Manager
Test Report S/N: 1M2209010098-06.A3L	Test Dates: 9/12/2022 - 11/08/2022	EUT Type: Portable Handset	Page 140 of 229

NR Band n25/2 – ANT F

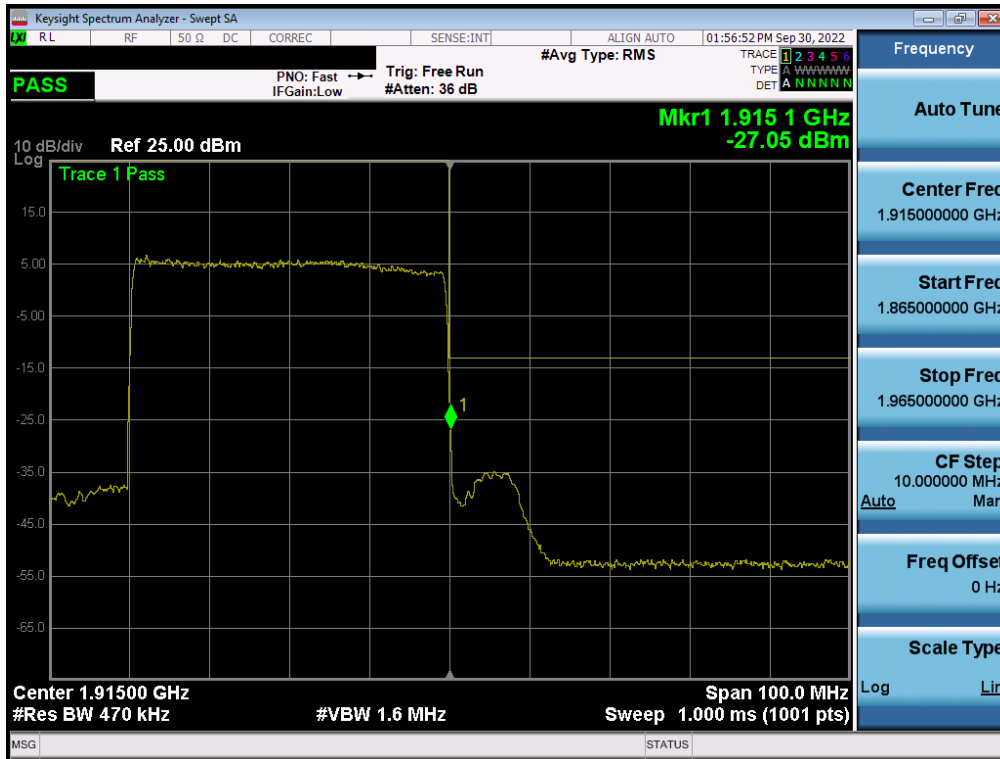


Plot 7-232. Lower Band Edge Plot (NR Band n25 - 40MHz QPSK – Full RB - ANT F)

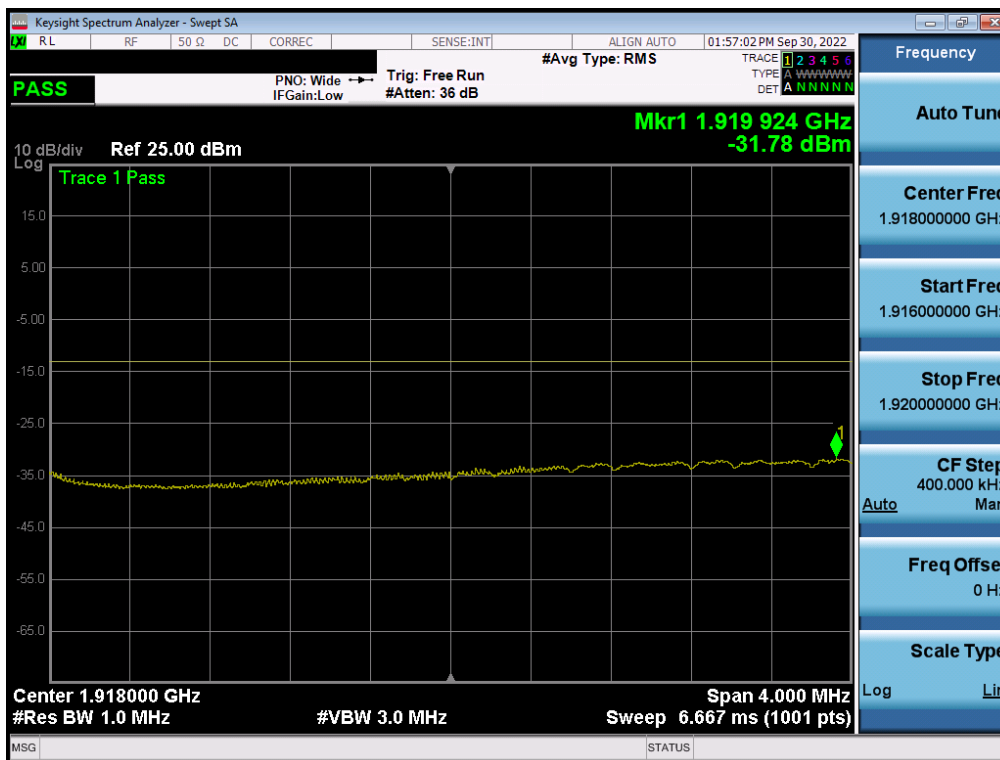


Plot 7-233. Extended Lower Band Edge Plot (NR Band n25 - 40MHz QPSK – Full RB - ANT F)

FCC ID: A3LSMS918U	PART 24 MEASUREMENT REPORT		Approved by: Technical Manager
Test Report S/N: 1M2209010098-06.A3L	Test Dates: 9/12/2022 - 11/08/2022	EUT Type: Portable Handset	Page 141 of 229

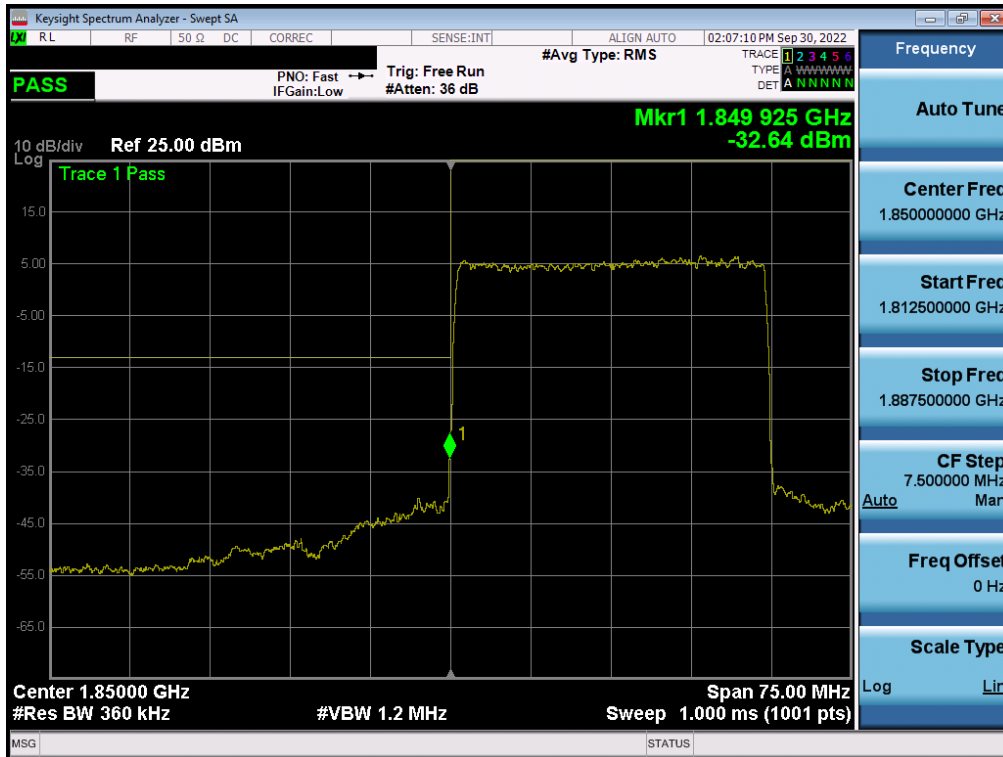


Plot 7-234. Upper Band Edge Plot (NR Band n25 - 40MHz QPSK – Full RB - ANT F)

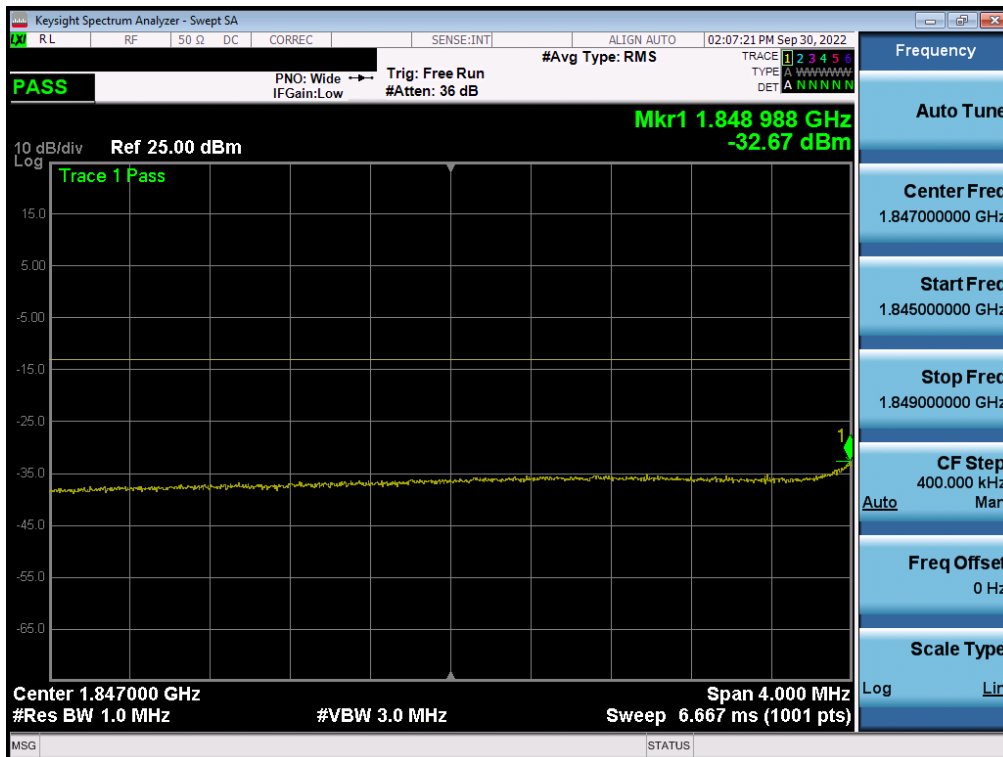


Plot 7-235. Extended Upper Band Edge Plot (NR Band n25 - 40MHz QPSK – Full RB - ANT F)

FCC ID: A3LSMS918U	PART 24 MEASUREMENT REPORT		Approved by: Technical Manager
Test Report S/N: 1M2209010098-06.A3L	Test Dates: 9/12/2022 - 11/08/2022	EUT Type: Portable Handset	Page 142 of 229

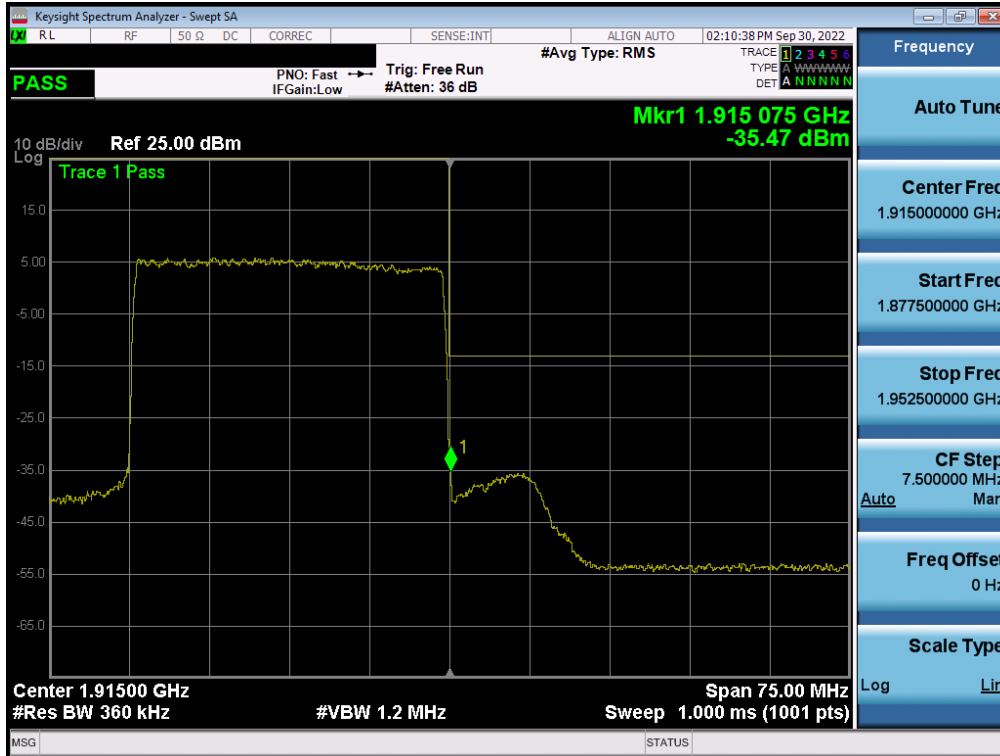


Plot 7-236. Lower Band Edge Plot (NR Band n25 - 30MHz QPSK – Full RB - ANT F)

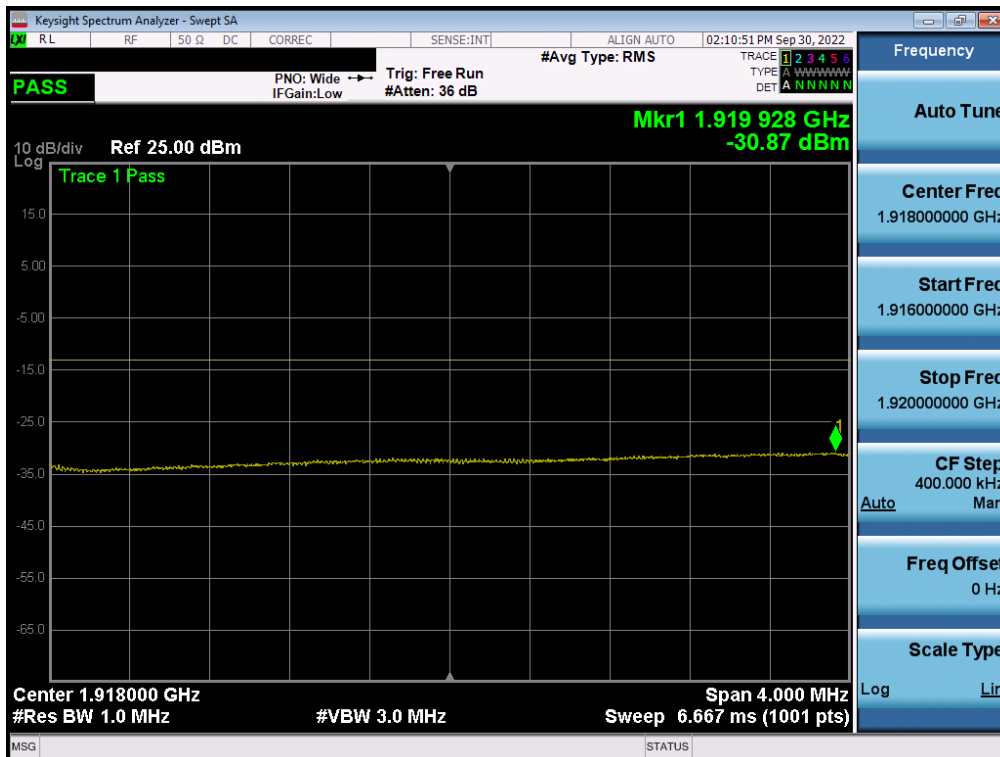


Plot 7-237. Extended Lower Band Edge Plot (NR Band n25 - 30MHz QPSK – Full RB - ANT F)

FCC ID: A3LSMS918U	PART 24 MEASUREMENT REPORT		Approved by: Technical Manager
Test Report S/N: 1M2209010098-06.A3L	Test Dates: 9/12/2022 - 11/08/2022	EUT Type: Portable Handset	Page 143 of 229



Plot 7-238. Upper Band Edge Plot (NR Band n25 - 30MHz QPSK – Full RB - ANT F)

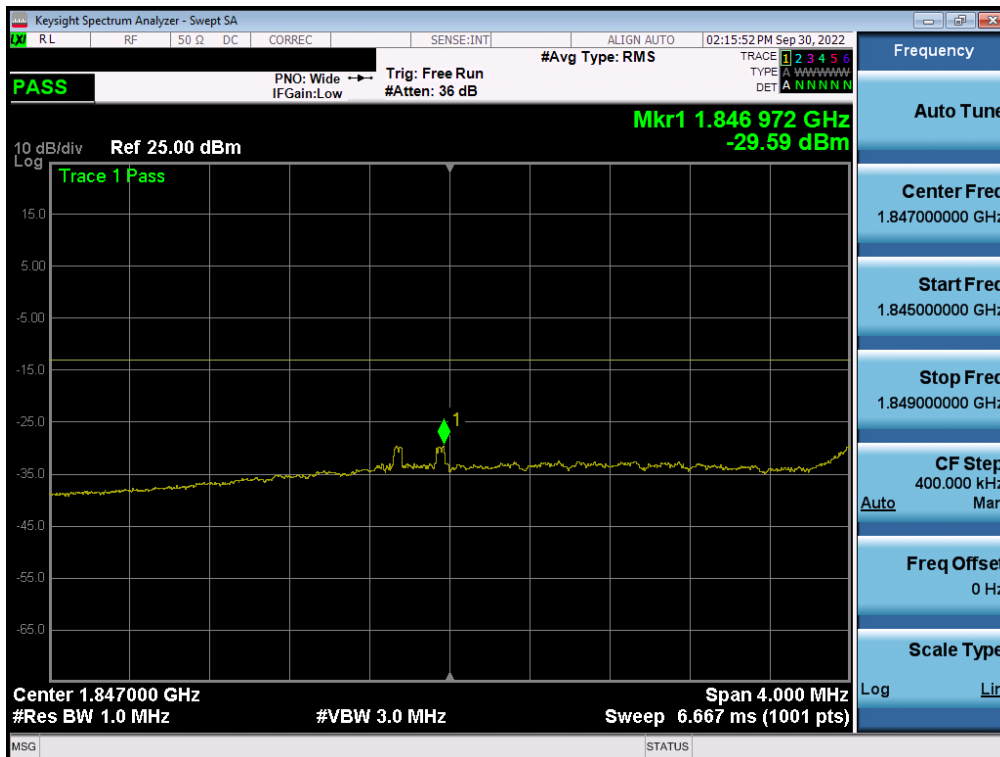


Plot 7-239. Extended Upper Band Edge Plot (NR Band n25 - 30MHz QPSK – Full RB - ANT F)

FCC ID: A3LSMS918U	PART 24 MEASUREMENT REPORT		Approved by: Technical Manager
Test Report S/N: 1M2209010098-06.A3L	Test Dates: 9/12/2022 - 11/08/2022	EUT Type: Portable Handset	Page 144 of 229

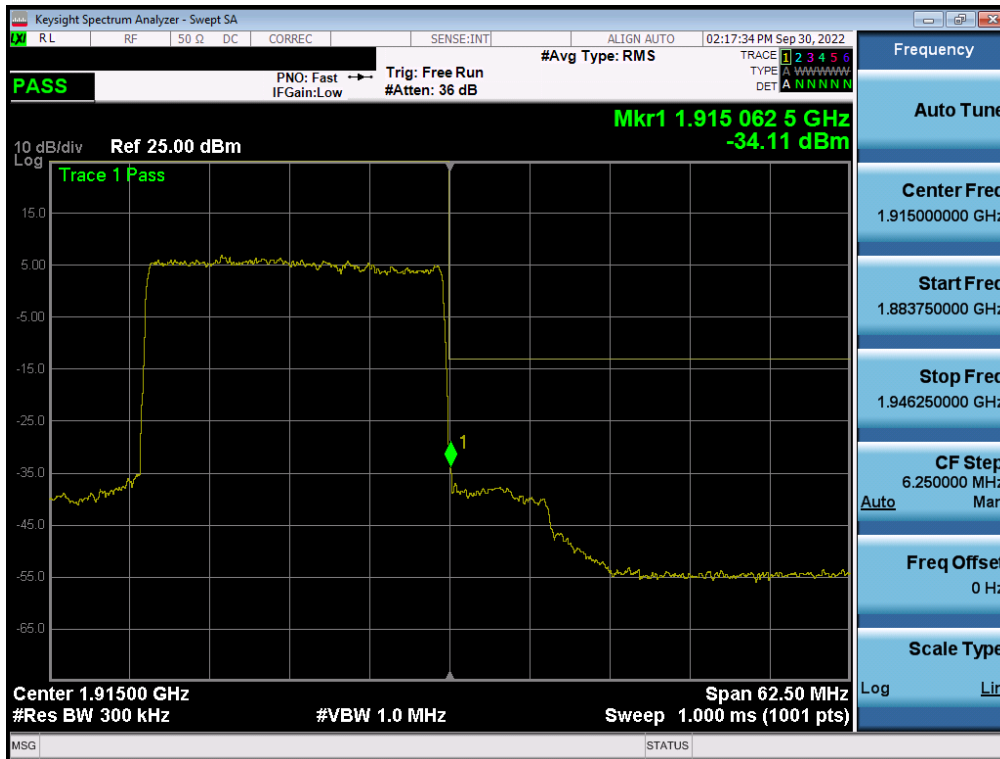


Plot 7-240. Lower Band Edge Plot (NR Band n25 - 25MHz QPSK – Full RB - ANT F)

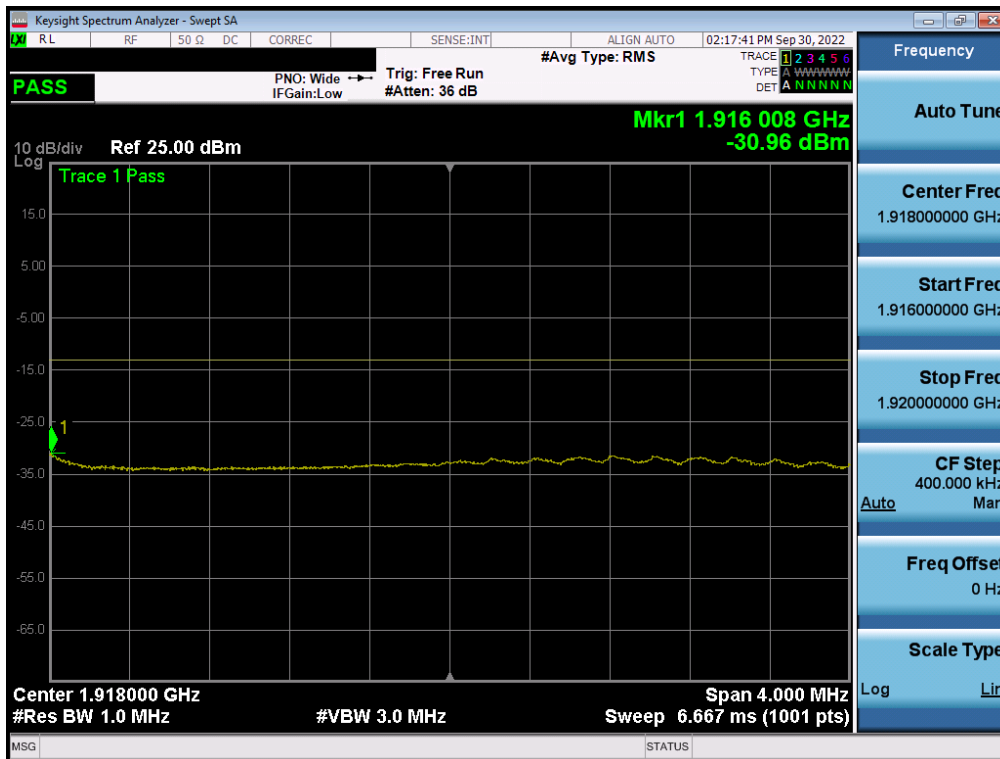


Plot 7-241. Extended Lower Band Edge Plot (NR Band n25 - 25MHz QPSK – Full RB - ANT F)

FCC ID: A3LSMS918U	PART 24 MEASUREMENT REPORT		Approved by: Technical Manager
Test Report S/N: 1M2209010098-06.A3L	Test Dates: 9/12/2022 - 11/08/2022	EUT Type: Portable Handset	Page 145 of 229

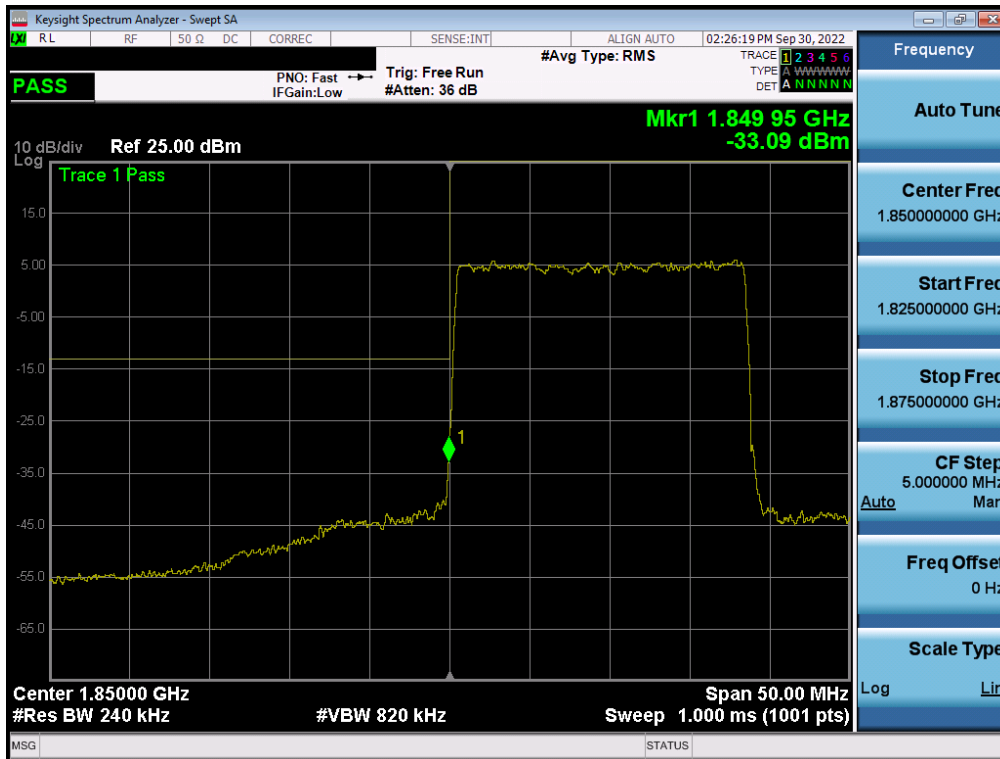


Plot 7-242. Upper Band Edge Plot (NR Band n25 - 25MHz QPSK – Full RB - ANT F)

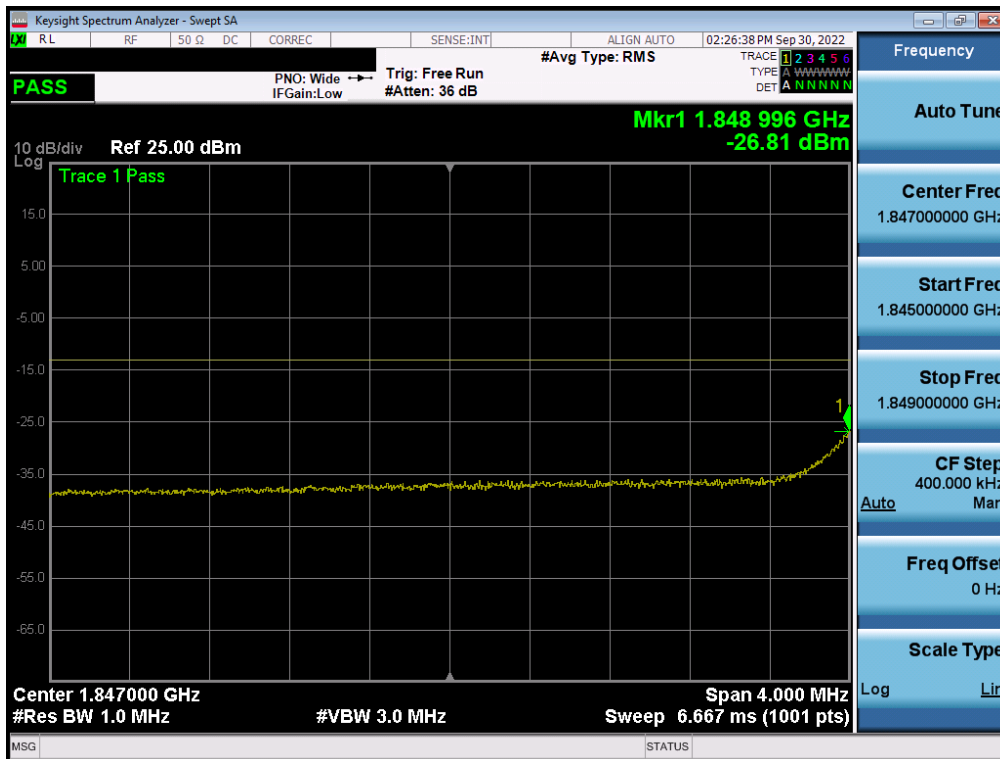


Plot 7-243. Extended Upper Band Edge Plot (NR Band n25 - 25MHz QPSK – Full RB - ANT F)

FCC ID: A3LSMS918U	PART 24 MEASUREMENT REPORT		Approved by: Technical Manager
Test Report S/N: 1M2209010098-06.A3L	Test Dates: 9/12/2022 - 11/08/2022	EUT Type: Portable Handset	Page 146 of 229

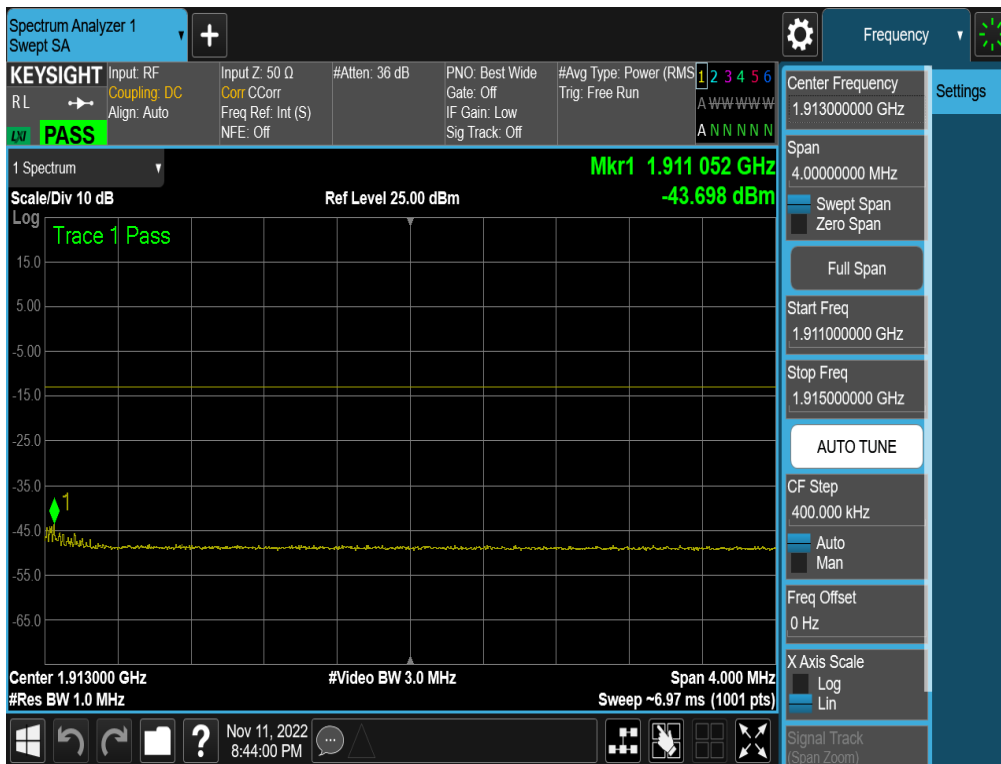
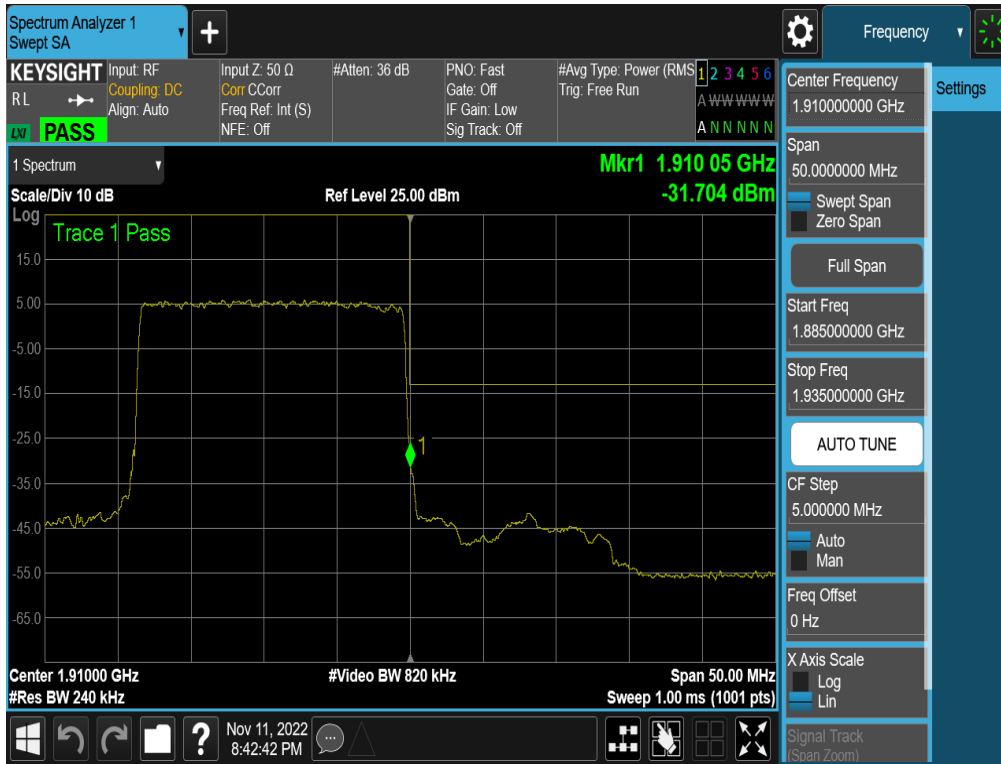


Plot 7-244. Lower Band Edge Plot (NR Band n25/2 - 20MHz QPSK – Full RB - ANT F)



Plot 7-245. Extended Lower Band Edge Plot (NR Band n25/2 - 20MHz QPSK – Full RB - ANT F)

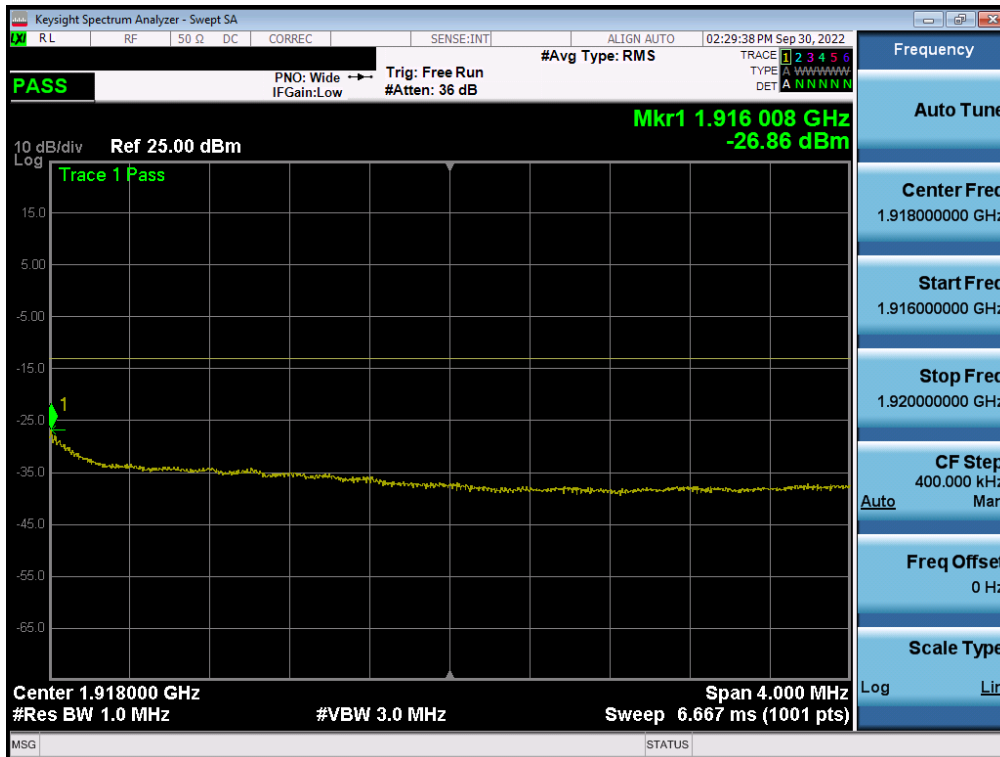
FCC ID: A3LSMS918U	PART 24 MEASUREMENT REPORT		Approved by: Technical Manager
Test Report S/N: 1M2209010098-06.A3L	Test Dates: 9/12/2022 - 11/08/2022	EUT Type: Portable Handset	Page 147 of 229



FCC ID: A3LSMS918U	PART 24 MEASUREMENT REPORT		Approved by: Technical Manager
Test Report S/N: 1M2209010098-06.A3L	Test Dates: 9/12/2022 - 11/08/2022	EUT Type: Portable Handset	Page 148 of 229

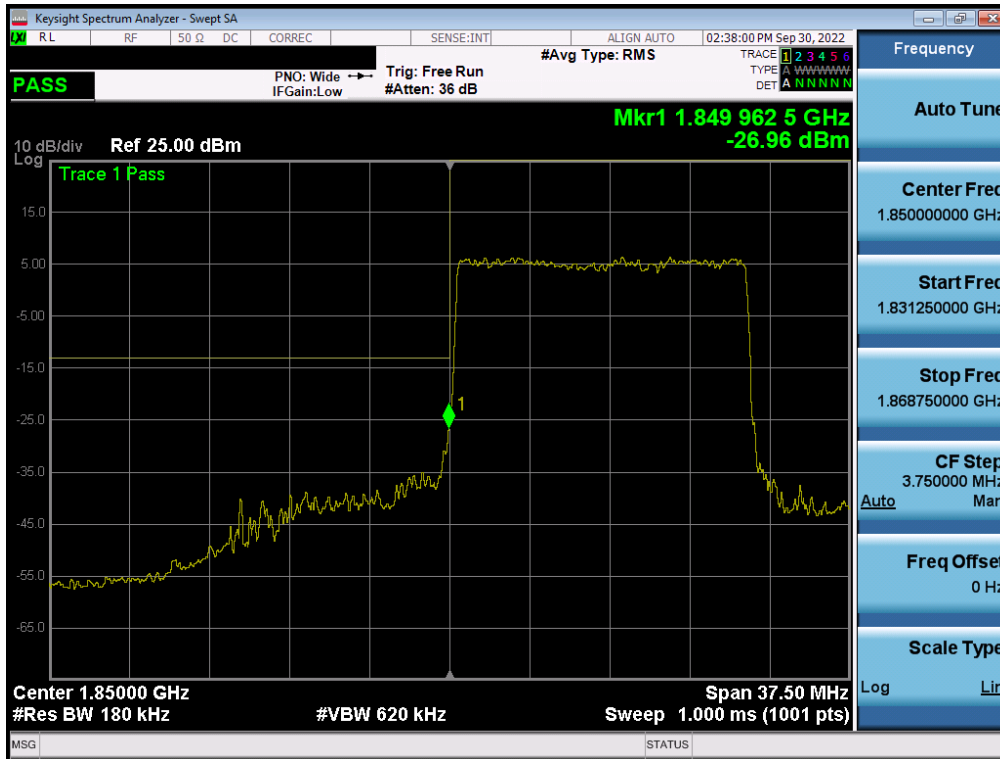


Plot 7-248. Upper Band Edge Plot (NR Band n25 - 20MHz QPSK – Full RB - ANT F)

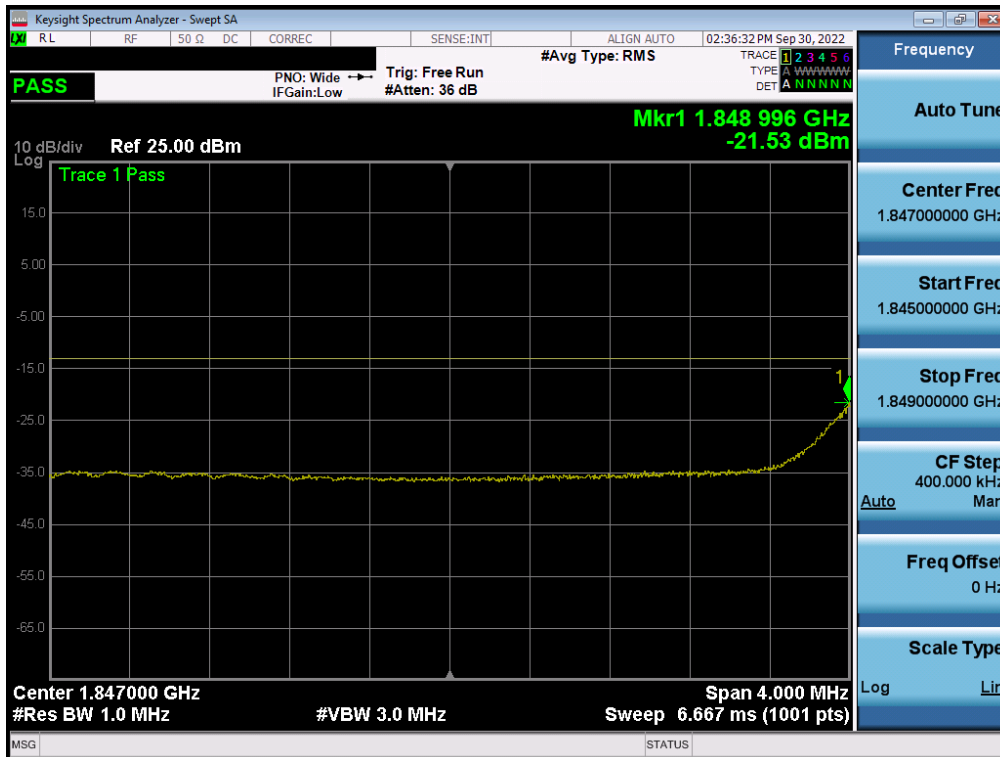


Plot 7-249. Extended Upper Band Edge Plot (NR Band n25 - 20MHz QPSK – Full RB - ANT F)

FCC ID: A3LSMS918U	PART 24 MEASUREMENT REPORT		Approved by: Technical Manager
Test Report S/N: 1M2209010098-06.A3L	Test Dates: 9/12/2022 - 11/08/2022	EUT Type: Portable Handset	Page 149 of 229

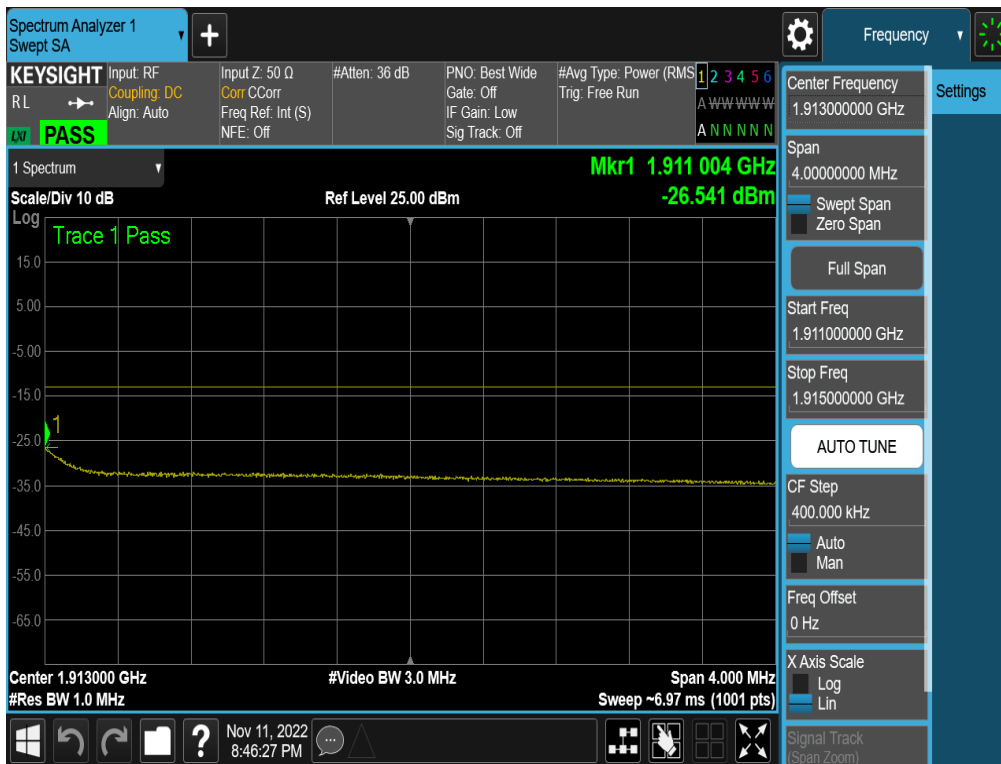
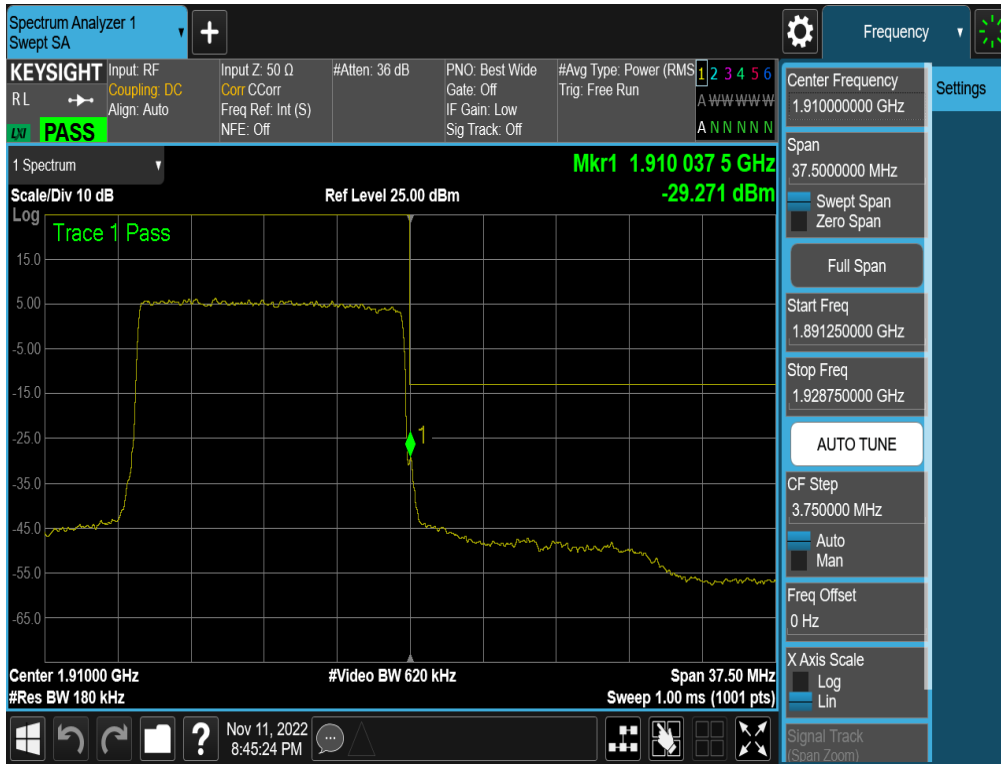


Plot 7-250. Lower Band Edge Plot (NR Band n25/2 - 15MHz QPSK – Full RB - ANT F)



Plot 7-251. Extended Lower Band Edge Plot (NR Band n25/2 - 15MHz QPSK – Full RB - ANT F)

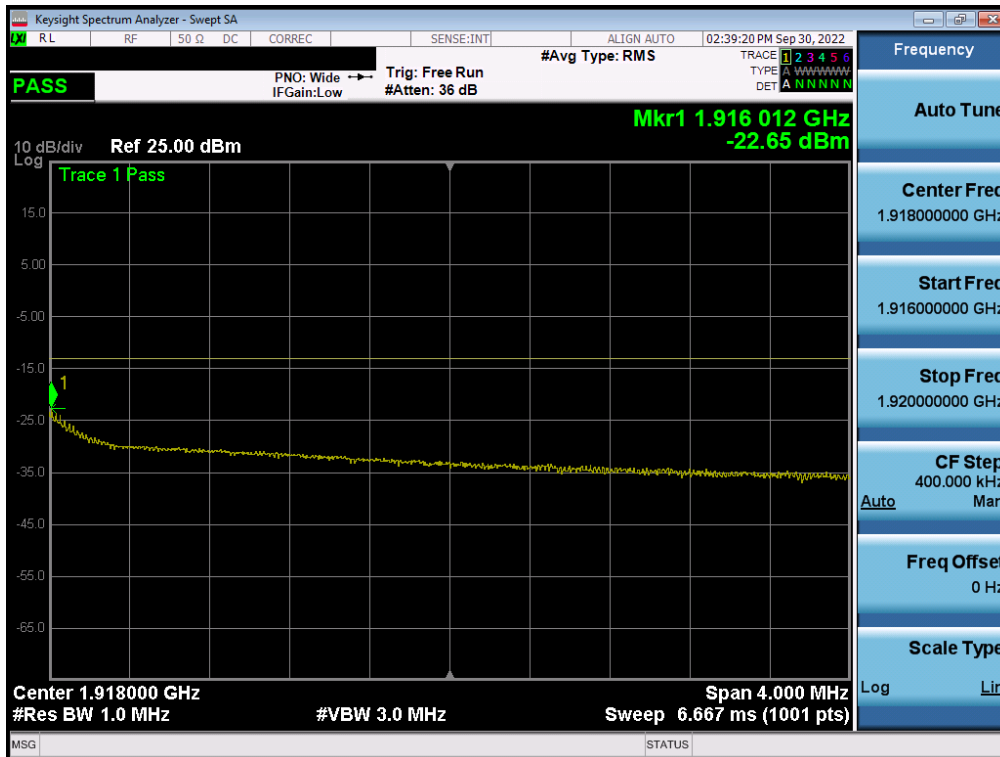
FCC ID: A3LSMS918U	PART 24 MEASUREMENT REPORT		Approved by: Technical Manager
Test Report S/N: 1M2209010098-06.A3L	Test Dates: 9/12/2022 - 11/08/2022	EUT Type: Portable Handset	Page 150 of 229



FCC ID: A3LSMS918U	PART 24 MEASUREMENT REPORT		Approved by: Technical Manager
Test Report S/N: 1M2209010098-06.A3L	Test Dates: 9/12/2022 - 11/08/2022	EUT Type: Portable Handset	Page 151 of 229

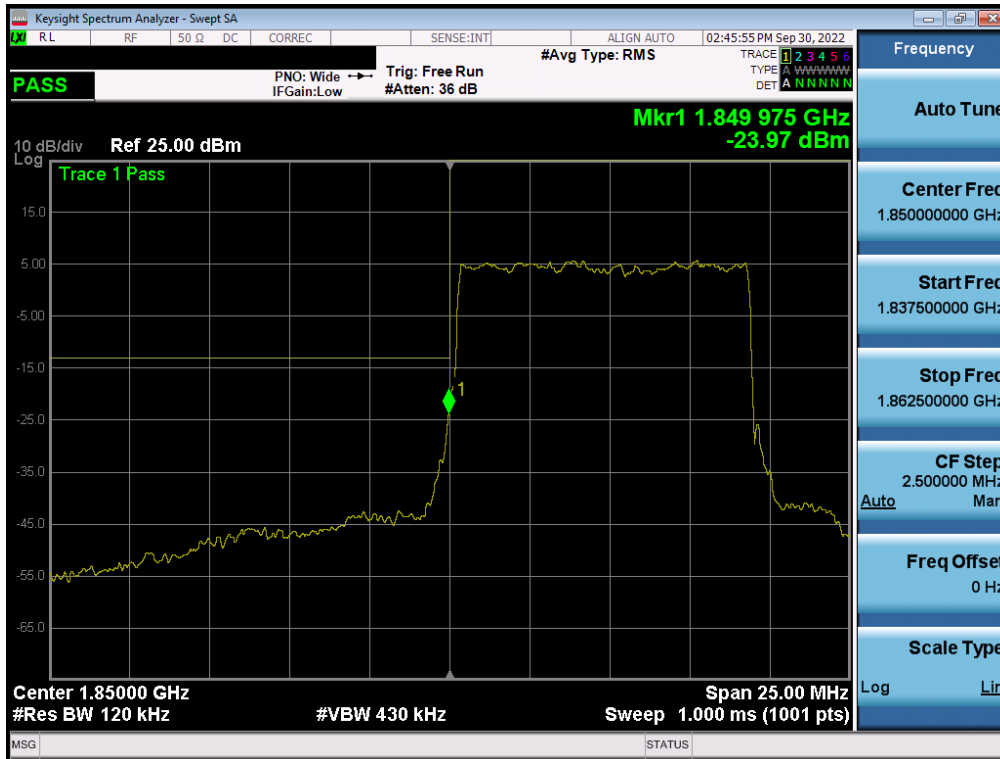


Plot 7-254. Upper Band Edge Plot (NR Band n25 - 15MHz QPSK – Full RB - ANT F)

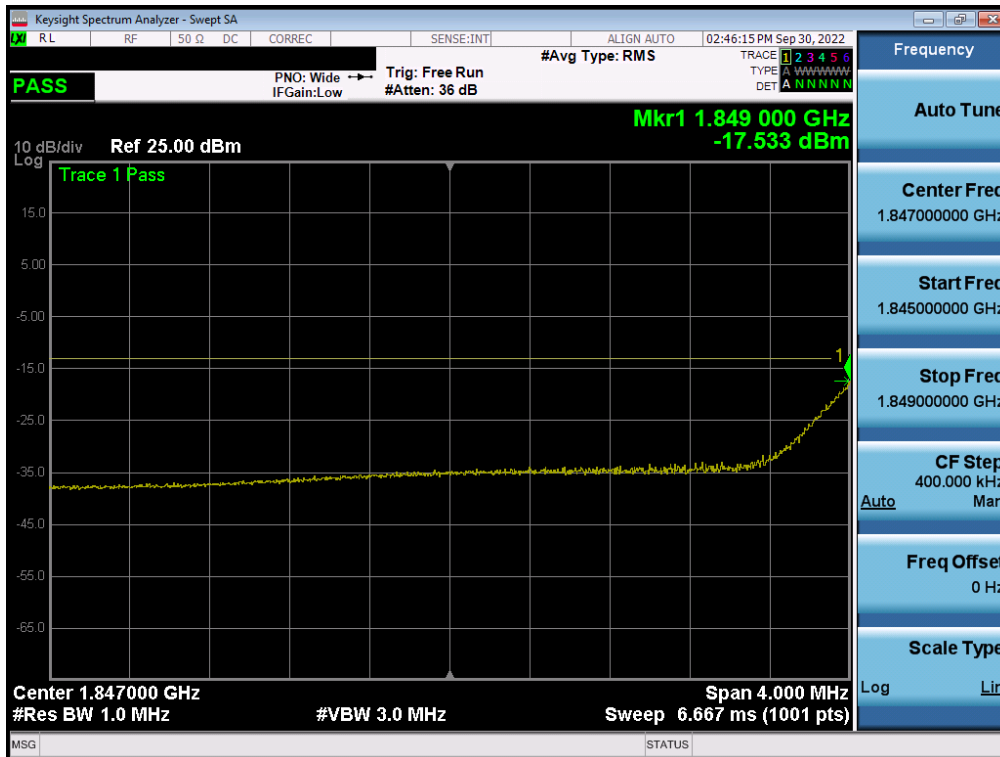


Plot 7-255. Extended Upper Band Edge Plot (NR Band n25 - 15MHz QPSK – Full RB - ANT F)

FCC ID: A3LSMS918U	PART 24 MEASUREMENT REPORT		Approved by: Technical Manager
Test Report S/N: 1M2209010098-06.A3L	Test Dates: 9/12/2022 - 11/08/2022	EUT Type: Portable Handset	Page 152 of 229

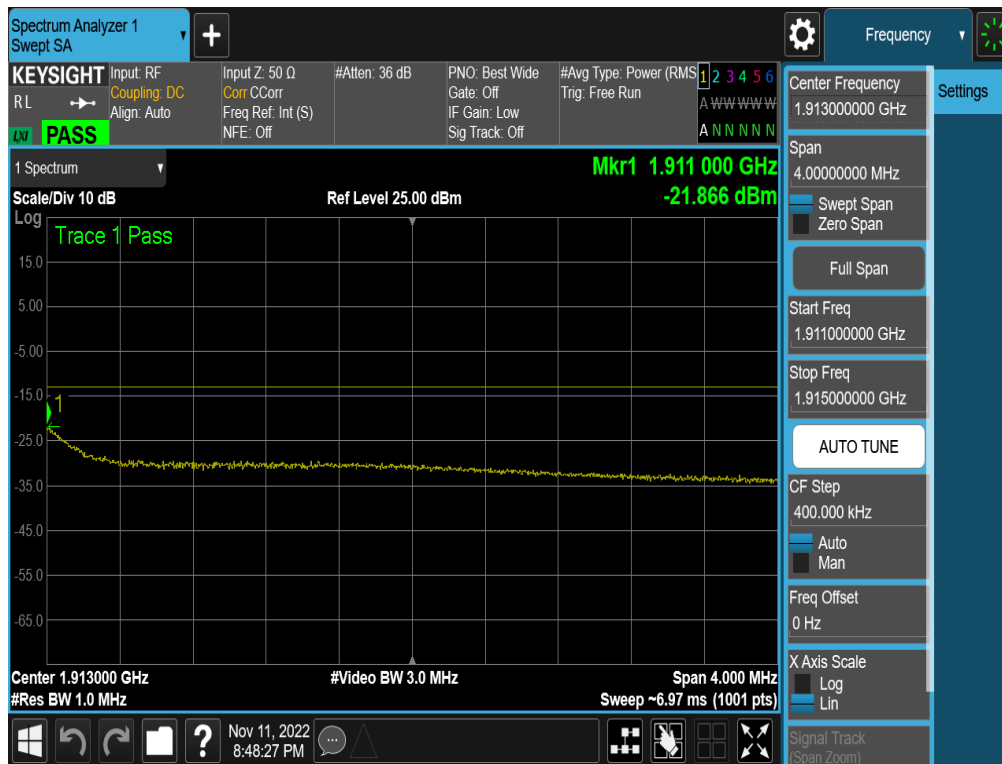


Plot 7-256. Lower Band Edge Plot (NR Band n25/2 - 10MHz QPSK – Full RB - ANT F)



Plot 7-257. Extended Lower Band Edge Plot (NR Band n25/2 - 10MHz QPSK – Full RB - ANT F)

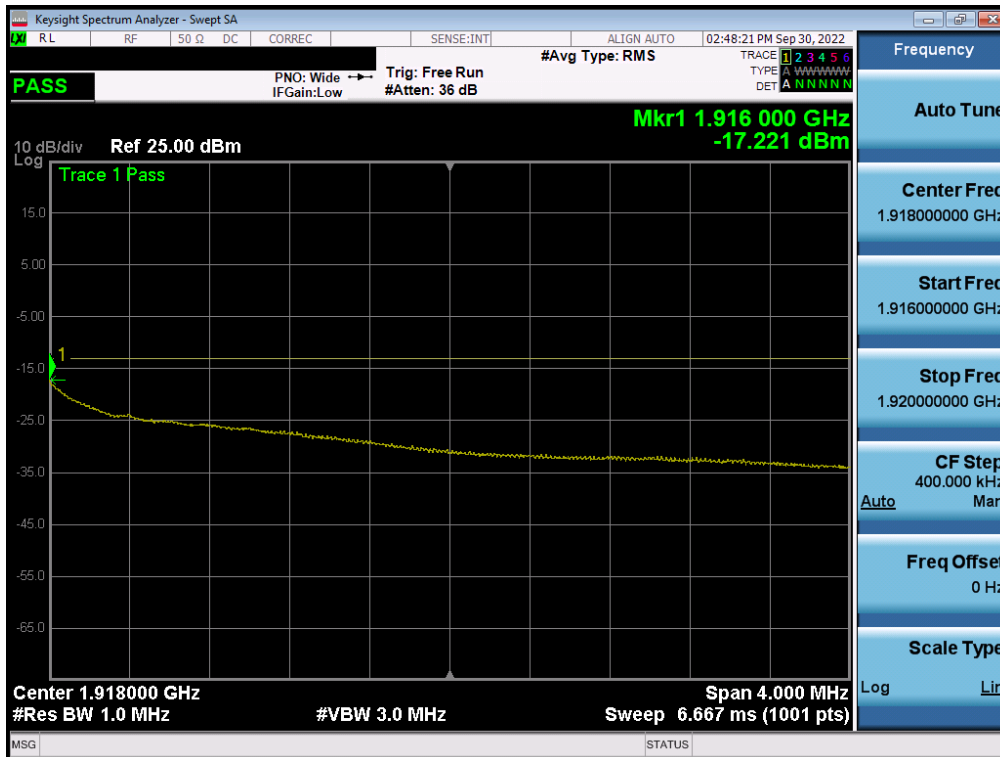
FCC ID: A3LSMS918U	PART 24 MEASUREMENT REPORT		Approved by: Technical Manager
Test Report S/N: 1M2209010098-06.A3L	Test Dates: 9/12/2022 - 11/08/2022	EUT Type: Portable Handset	Page 153 of 229



FCC ID: A3LSMS918U	PART 24 MEASUREMENT REPORT		Approved by: Technical Manager
Test Report S/N: 1M2209010098-06.A3L	Test Dates: 9/12/2022 - 11/08/2022	EUT Type: Portable Handset	Page 154 of 229

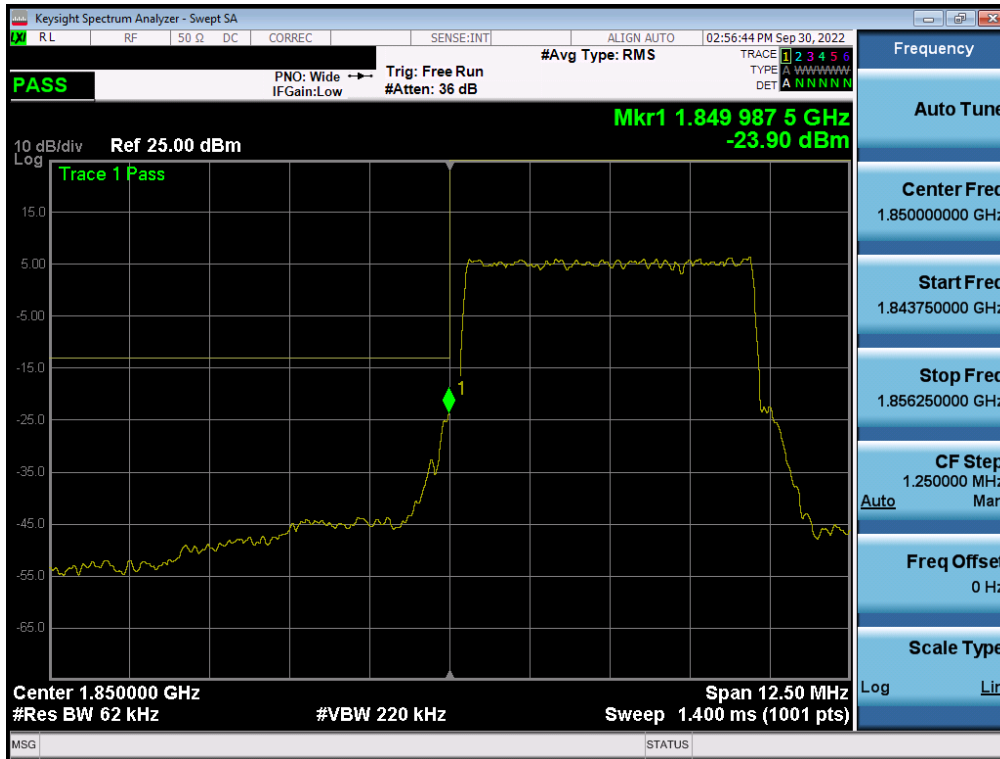


Plot 7-260. Upper Band Edge Plot (NR Band n25 - 10MHz QPSK – Full RB - ANT F)

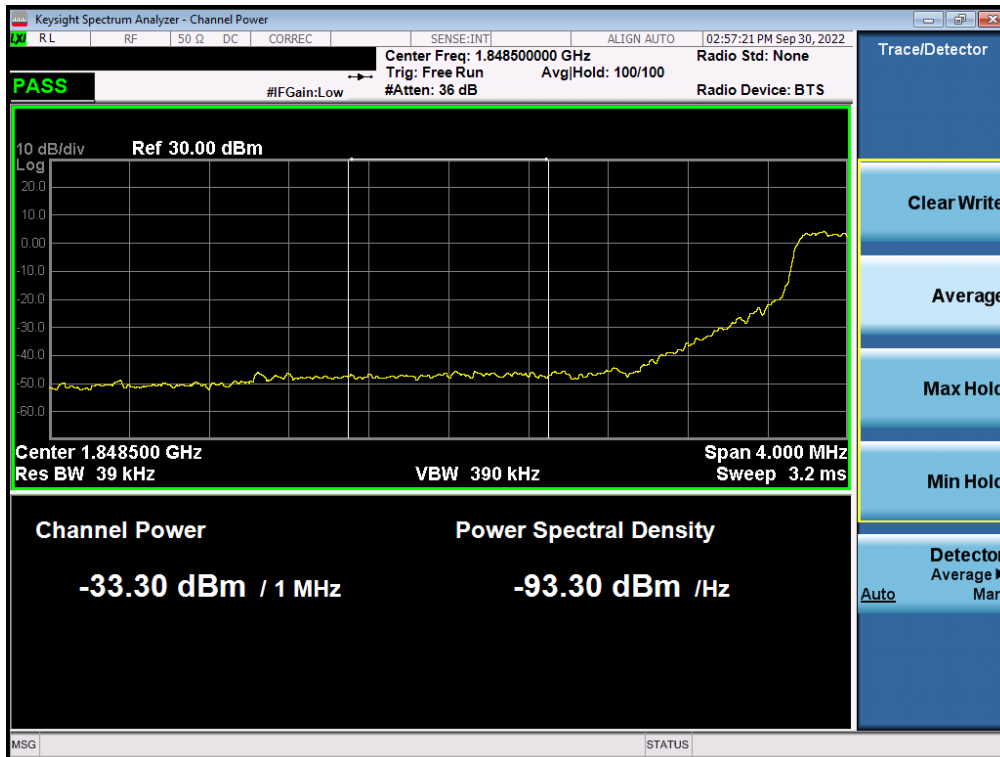


Plot 7-261. Extended Upper Band Edge Plot (NR Band n25 - 10MHz QPSK – Full RB - ANT F)

FCC ID: A3LSMS918U	PART 24 MEASUREMENT REPORT		Approved by: Technical Manager
Test Report S/N: 1M2209010098-06.A3L	Test Dates: 9/12/2022 - 11/08/2022	EUT Type: Portable Handset	Page 155 of 229



Plot 7-262. Lower Band Edge Plot (NR Band n25/2 – 5MHz QPSK – Full RB - ANT F)

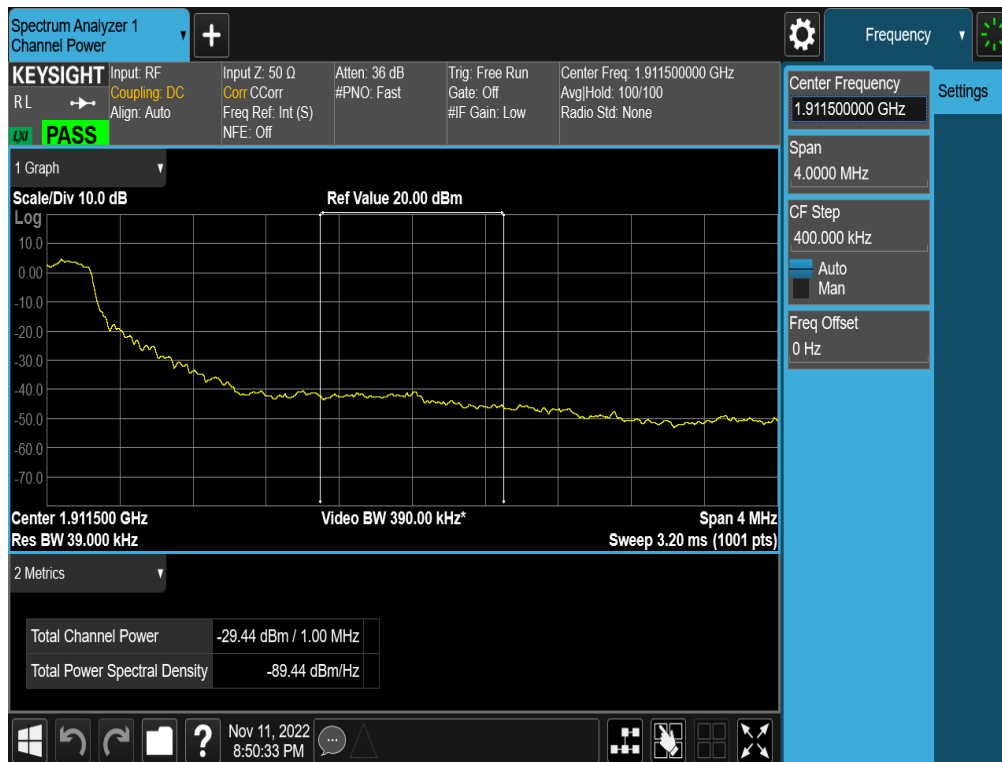


Plot 7-263. Extended Lower Band Edge Plot (NR Band n25/2 – 5MHz QPSK – Full RB - ANT F)

FCC ID: A3LSMS918U	PART 24 MEASUREMENT REPORT		Approved by: Technical Manager
Test Report S/N: 1M2209010098-06.A3L	Test Dates: 9/12/2022 - 11/08/2022	EUT Type: Portable Handset	Page 156 of 229



Plot 7-264. Upper Band Edge Plot (NR Band n2 – 5MHz QPSK – Full RB - ANT F)

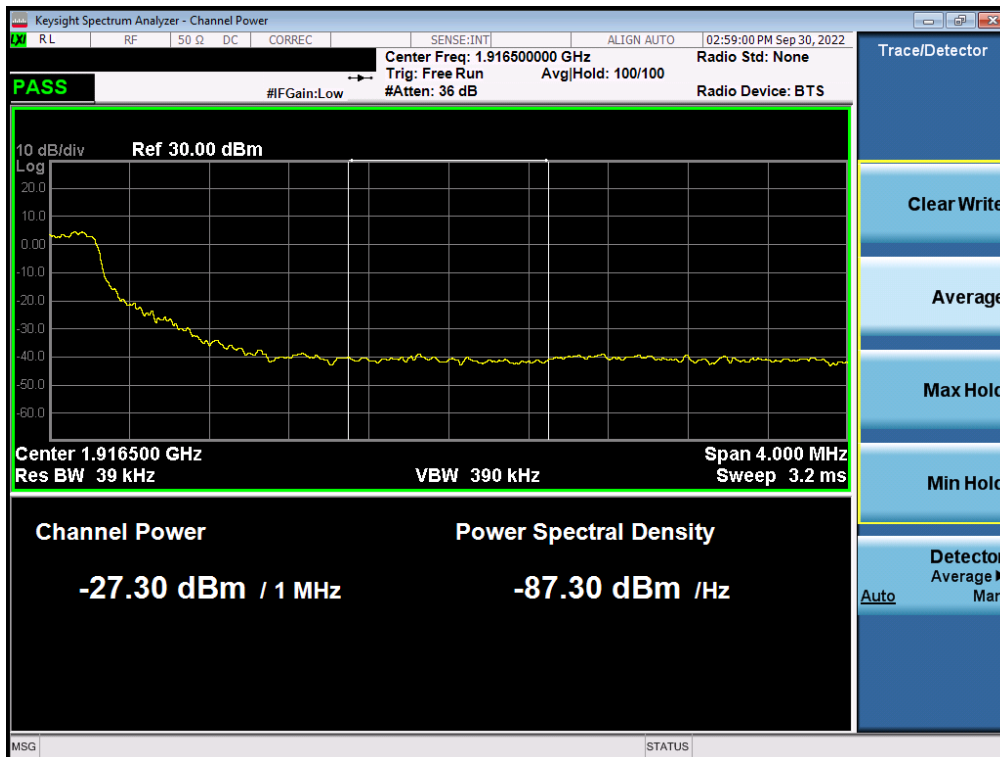


Plot 7-265. Extended Upper Band Edge Plot (NR Band n2 – 5MHz QPSK – Full RB - ANT F)

FCC ID: A3LSMS918U	PART 24 MEASUREMENT REPORT		Approved by: Technical Manager
Test Report S/N: 1M2209010098-06.A3L	Test Dates: 9/12/2022 - 11/08/2022	EUT Type: Portable Handset	Page 157 of 229



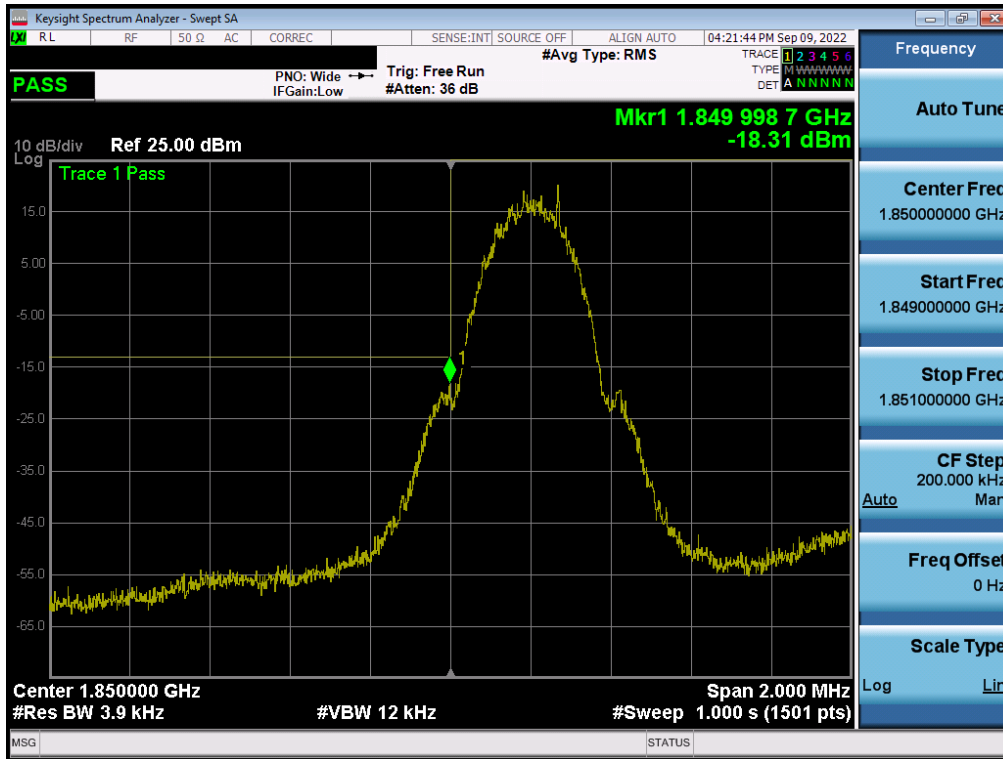
Plot 7-266. Upper Band Edge Plot (NR Band n25 – 5MHz QPSK – Full RB - ANT F)



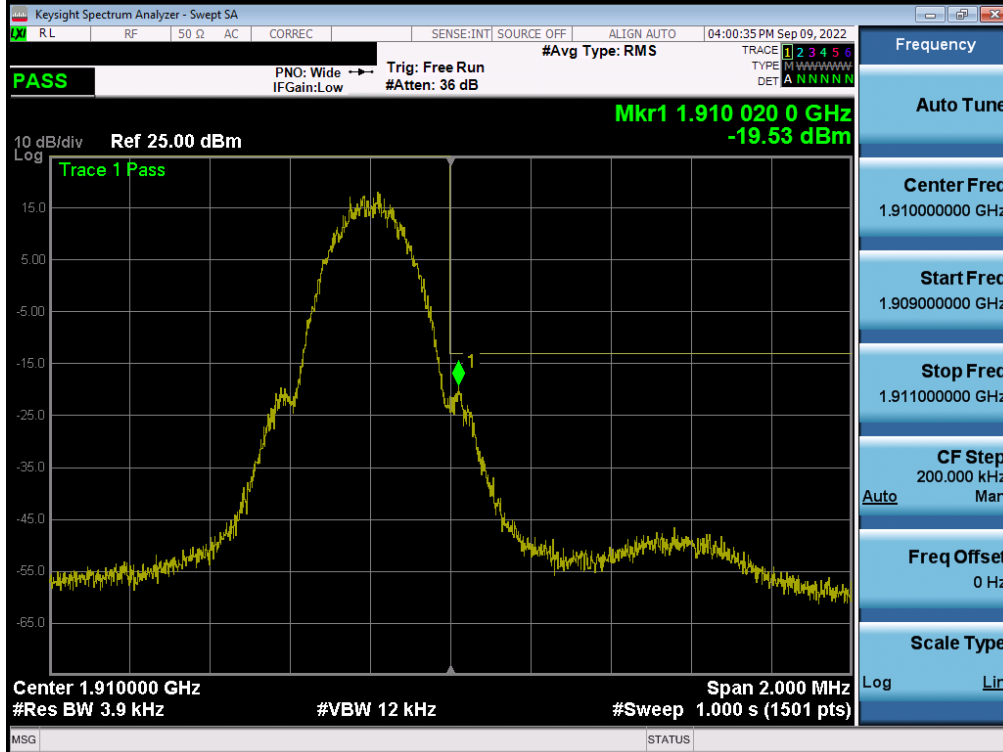
Plot 7-267. Extended Upper Band Edge Plot (NR Band n25 – 5MHz QPSK – Full RB - ANT F)

FCC ID: A3LSMS918U	PART 24 MEASUREMENT REPORT		Approved by: Technical Manager
Test Report S/N: 1M2209010098-06.A3L	Test Dates: 9/12/2022 - 11/08/2022	EUT Type: Portable Handset	Page 158 of 229

GSM/GPRS PCS – ANT A



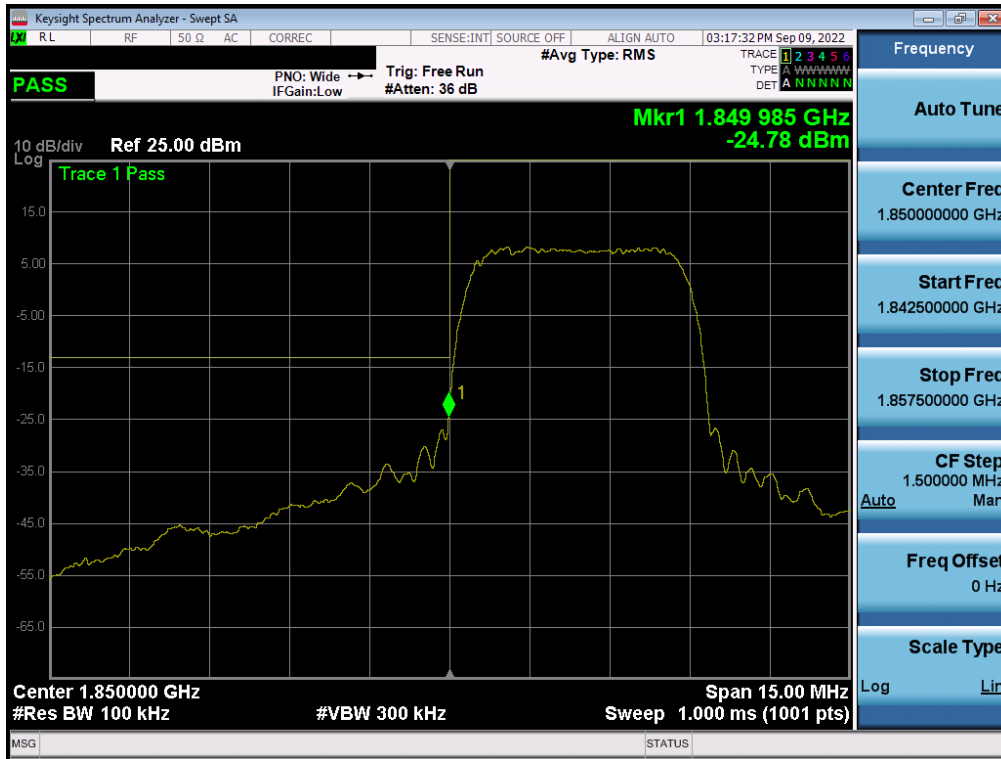
Plot 7-268. Lower Band Edge Plot (GPRS PCS – Ch. 512 - ANT A)



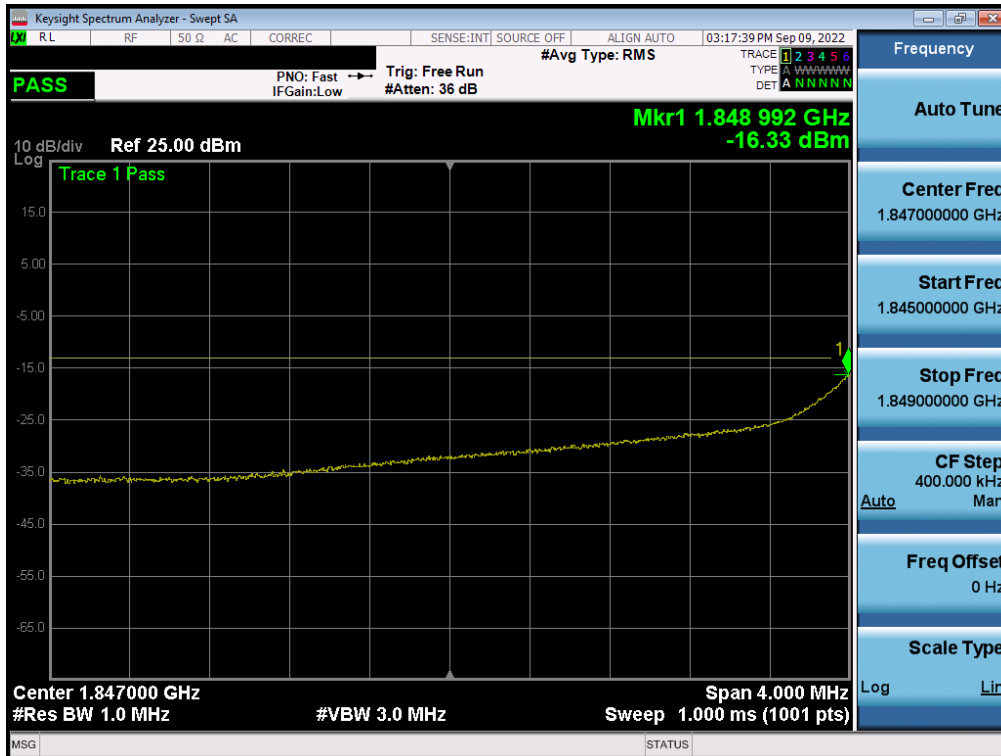
Plot 7-269. Upper Band Edge Plot (GPRS PCS – Ch. 810 - ANT A)

FCC ID: A3LSMS918U	PART 24 MEASUREMENT REPORT		Approved by: Technical Manager
Test Report S/N: 1M2209010098-06.A3L	Test Dates: 9/12/2022 - 11/08/2022	EUT Type: Portable Handset	Page 159 of 229

WCDMA PCS – ANT A

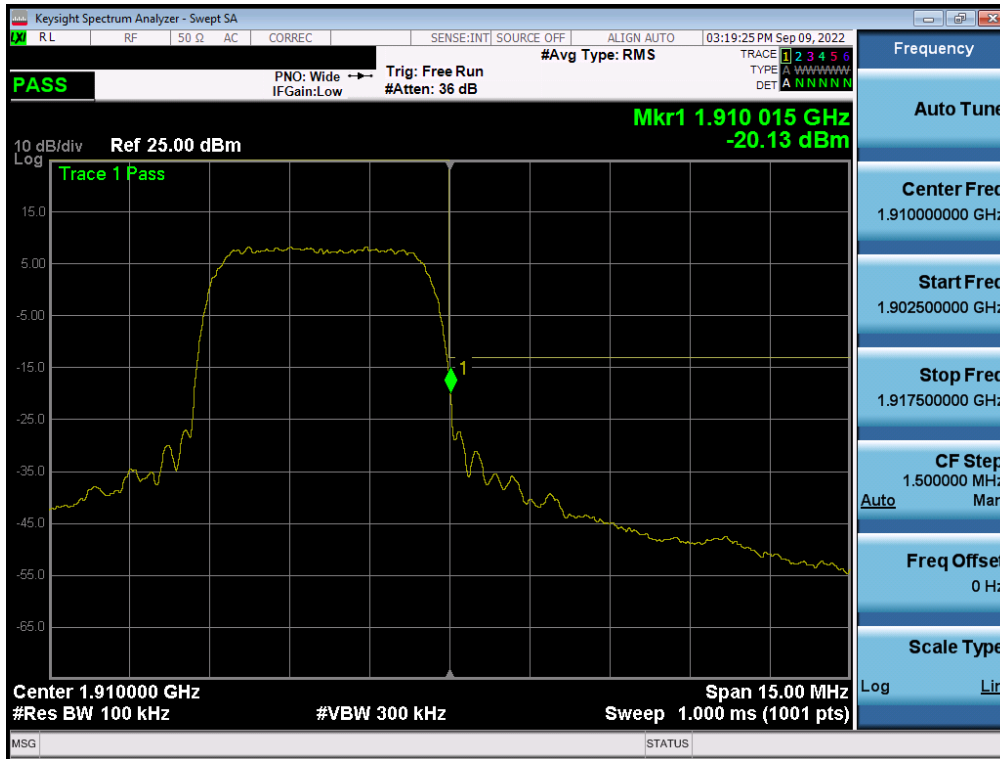


Plot 7-270. Lower Band Edge Plot (WCDMA PCS – Ch. 9262 - ANT A)



Plot 7-271. Extended Lower Band Edge Plot (WCDMA PCS – Ch. 9262 - ANT A)

FCC ID: A3LSMS918U	PART 24 MEASUREMENT REPORT		Approved by: Technical Manager
Test Report S/N: 1M2209010098-06.A3L	Test Dates: 9/12/2022 - 11/08/2022	EUT Type: Portable Handset	Page 160 of 229



Plot 7-272. Upper Band Edge Plot (WCDMA PCS – Ch. 9538 - ANT A)



Plot 7-273. Extended Upper Band Edge Plot (WCDMA PCS – Ch. 9538 - ANT A)

FCC ID: A3LSMS918U	PART 24 MEASUREMENT REPORT		Approved by: Technical Manager
Test Report S/N: 1M2209010098-06.A3L	Test Dates: 9/12/2022 - 11/08/2022	EUT Type: Portable Handset	Page 161 of 229

7.6 Peak-Average Ratio

Test Overview

A peak to average ratio measurement is performed at the conducted port of the EUT. The spectrum analyzers Complementary Cumulative Distribution Function (CCDF) measurement profile is used to determine the largest deviation between the average and the peak power of the EUT in a given bandwidth. The CCDF curve shows how much time the peak waveform spends at or above a given average power level. The percent of time the signal spends at or above the level defines the probability for that particular power level.

The peak-to-average power ratio (PAPR) of the transmitter output power must not exceed 13 dB.

Test Procedure Used

ANSI C63.26-2015 – Section 5.2.3.4

Test Settings

1. The signal analyzer's CCDF measurement profile is enabled
2. Frequency = carrier center frequency
3. Measurement BW \geq OBW or specified reference bandwidth
4. The signal analyzer was set to collect one million samples to generate the CCDF curve
5. The measurement interval was set depending on the type of signal analyzed. For continuous signals (>98% duty cycle), the measurement interval was set to 1ms. For burst transmissions, the spectrum analyzer is set to use an internal "RF Burst" trigger that is synced with an incoming pulse and the measurement interval is set to less than the duration of the "on time" of one burst to ensure that energy is only captured during a time in which the transmitter is operating at maximum power

Test Setup

The EUT and measurement equipment were set up as shown in the diagram below.




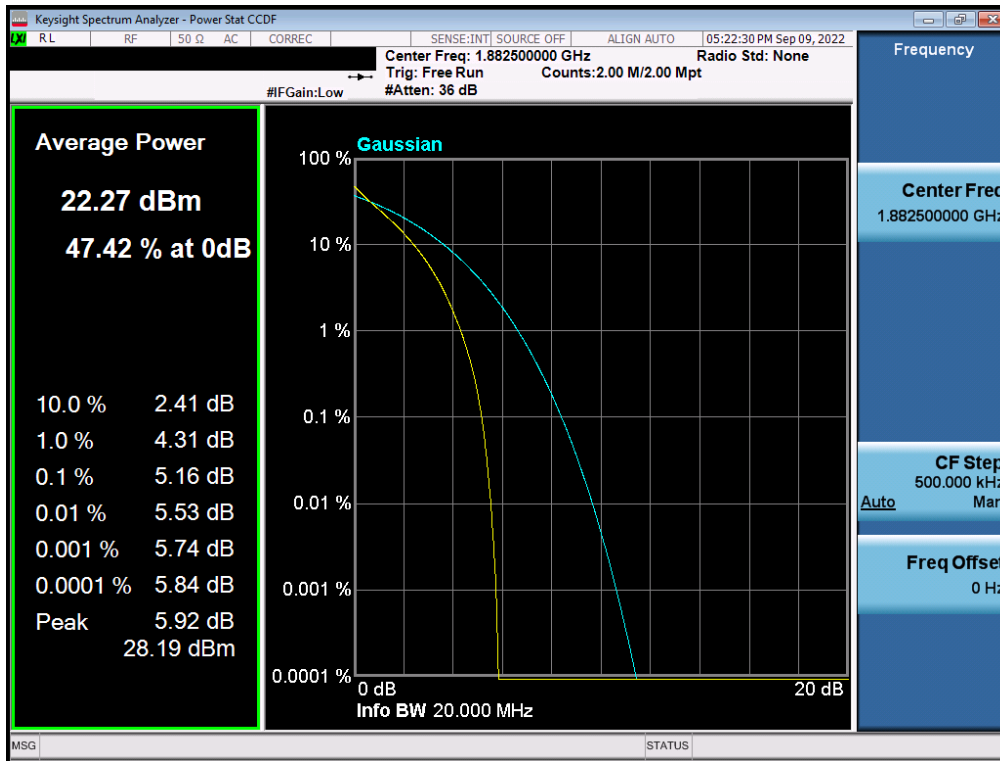
Figure 7-5. Test Instrument & Measurement Setup

Test Notes

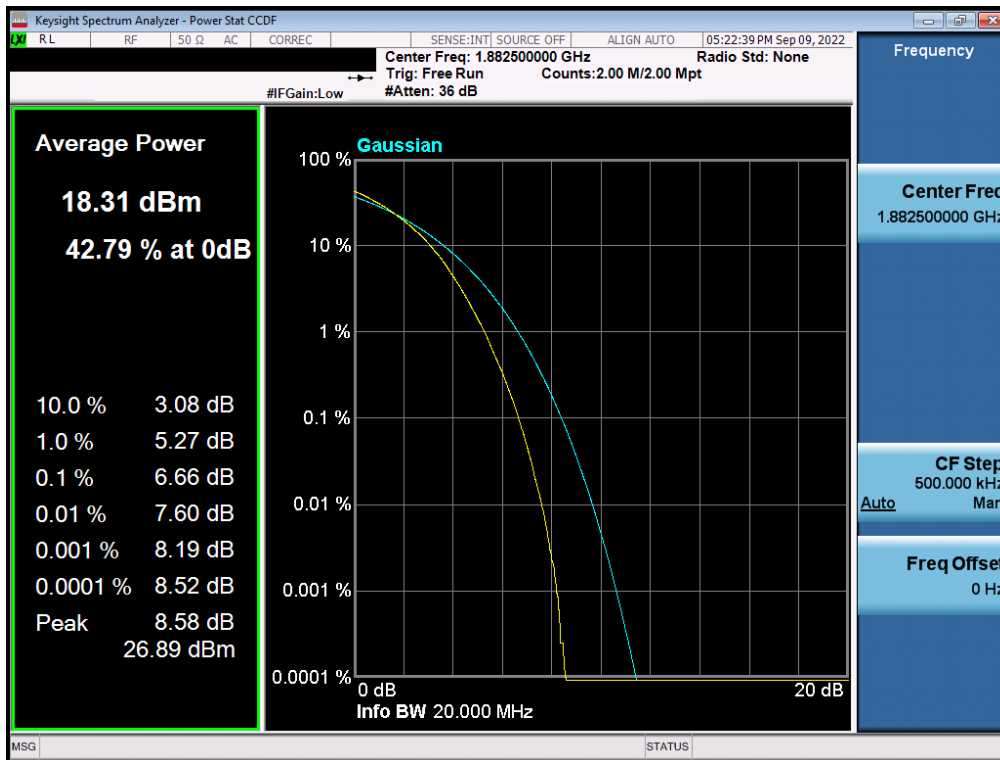
None.

FCC ID: A3LSMS918U	PART 24 MEASUREMENT REPORT		Approved by: Technical Manager
Test Report S/N: 1M2209010098-06.A3L	Test Dates: 9/12/2022 - 11/08/2022	EUT Type: Portable Handset	Page 162 of 229

LTE Band 25/2 – ANT A



Plot 7-274. PAR Plot (LTE Band 25/2 - 20MHz QPSK - Full RB - ANT A)



Plot 7-275. PAR Plot (LTE Band 25/2 - 20MHz 256-QAM - Full RB - ANT A)

FCC ID: A3LSMS918U	PART 24 MEASUREMENT REPORT		Approved by: Technical Manager
Test Report S/N: 1M2209010098-06.A3L	Test Dates: 9/12/2022 - 11/08/2022	EUT Type: Portable Handset	Page 163 of 229