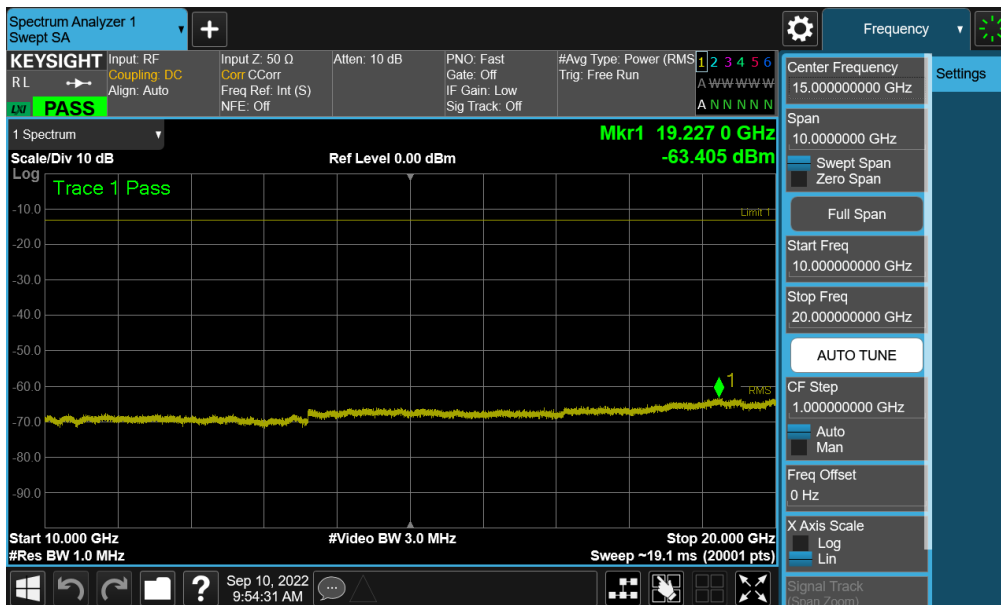
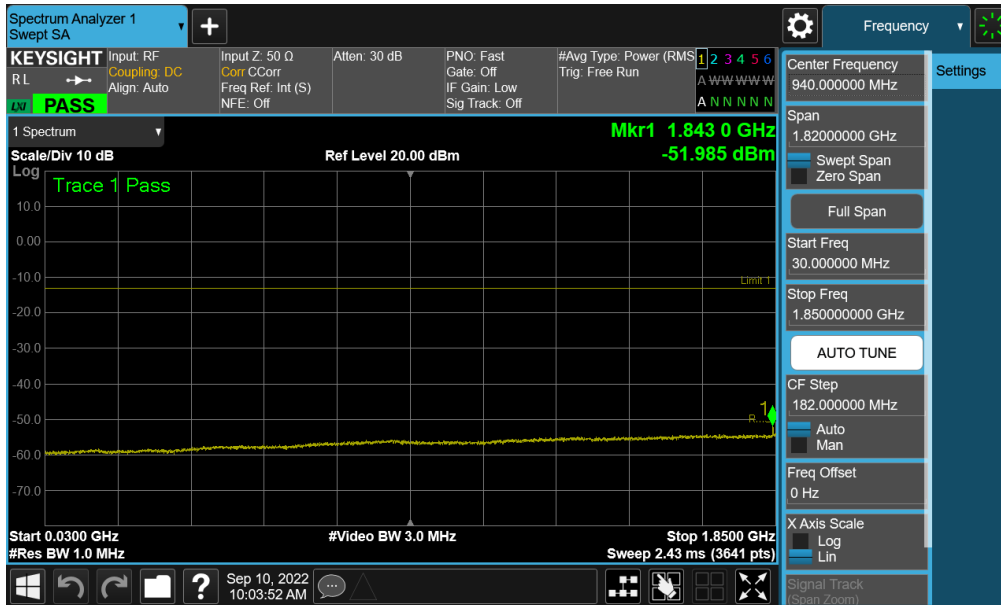


Plot 7-92. Conducted Spurious Plot (NR Band n25/2 - 40.0MHz - 1RB - Mid Channel - ANT A)

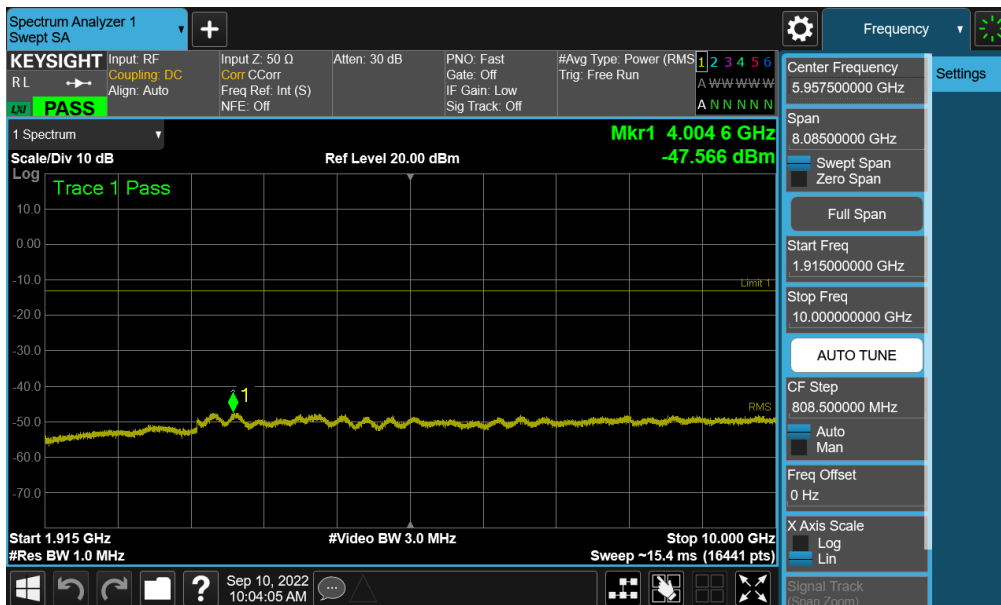


Plot 7-93. Conducted Spurious Plot (NR Band n25/2 - 40.0MHz - 1RB - Mid Channel - ANT A)

| | | | |
|---|---------------------------------------|-------------------------------|-----------------------------------|
| FCC ID: A3LSMS918U | PART 24 MEASUREMENT REPORT | | Approved by: Technical Manager |
| Test Report S/N: 1M2209010098-06.A3L | Test Dates: 9/12/2022 - 11/08/2022 | EUT Type: Portable Handset | Page 67 of 229 |

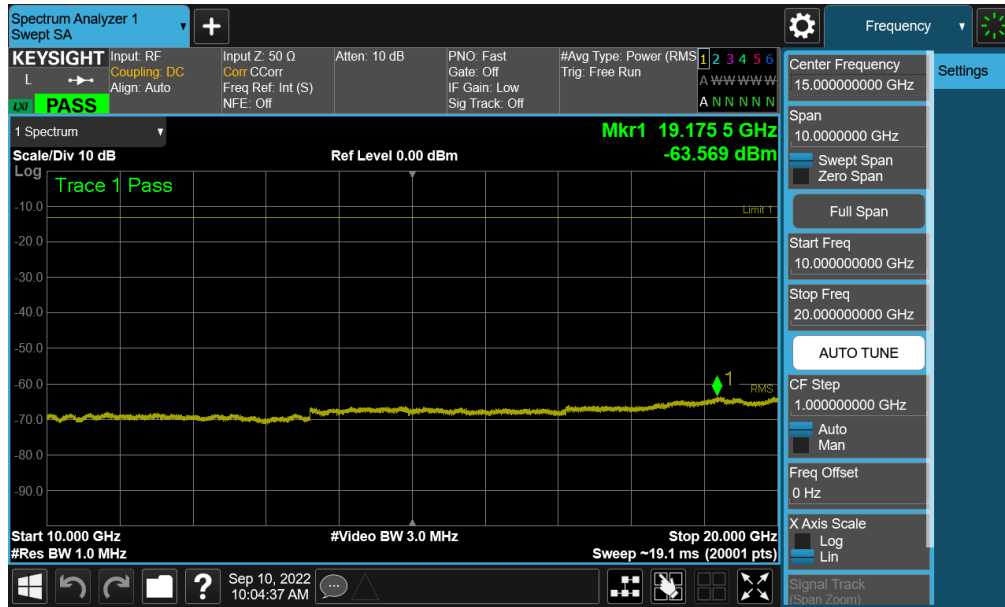


Plot 7-94. Conducted Spurious Plot (NR Band n25/2 - 40.0MHz - 1RB - High Channel - ANT A)



Plot 7-95. Conducted Spurious Plot (NR Band n25/2 - 40.0MHz - 1RB - High Channel - ANT A)

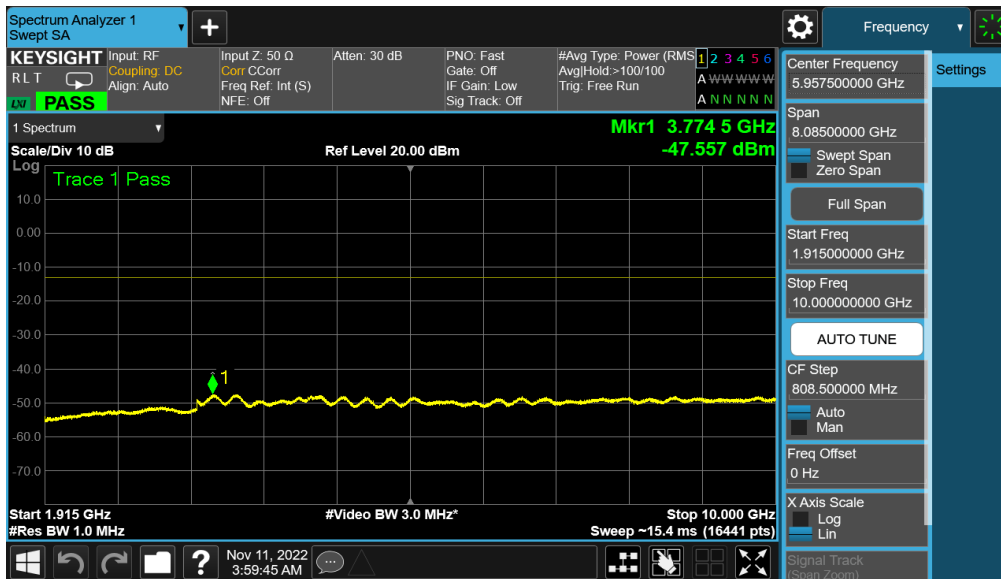
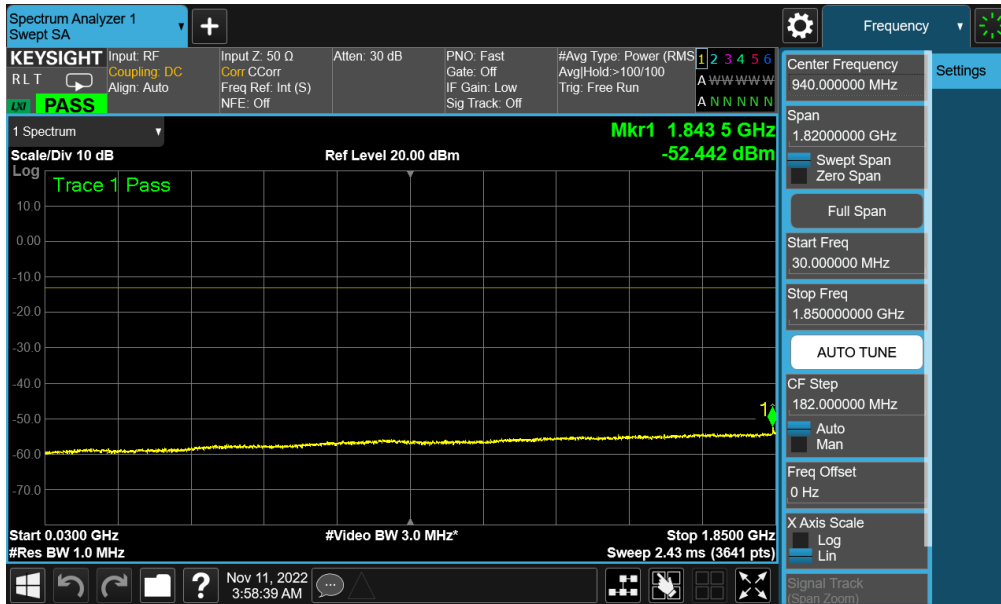
| | | | |
|---|---------------------------------------|-------------------------------|-----------------------------------|
| FCC ID: A3LSMS918U | PART 24 MEASUREMENT REPORT | | Approved by: Technical Manager |
| Test Report S/N: 1M2209010098-06.A3L | Test Dates: 9/12/2022 - 11/08/2022 | EUT Type: Portable Handset | Page 68 of 229 |



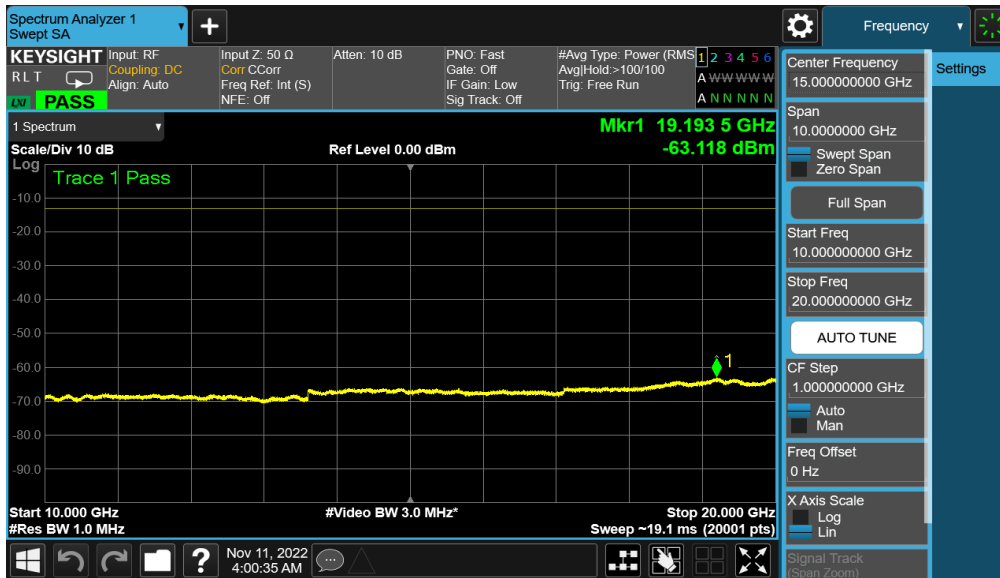
Plot 7-96. Conducted Spurious Plot (NR Band n25/2 - 40.0MHz - 1RB - High Channel - ANT A)

| | | | |
|---|---------------------------------------|-------------------------------|-----------------------------------|
| FCC ID: A3LSMS918U | PART 24 MEASUREMENT REPORT | | Approved by: Technical Manager |
| Test Report S/N: 1M2209010098-06.A3L | Test Dates: 9/12/2022 - 11/08/2022 | EUT Type: Portable Handset | Page 69 of 229 |

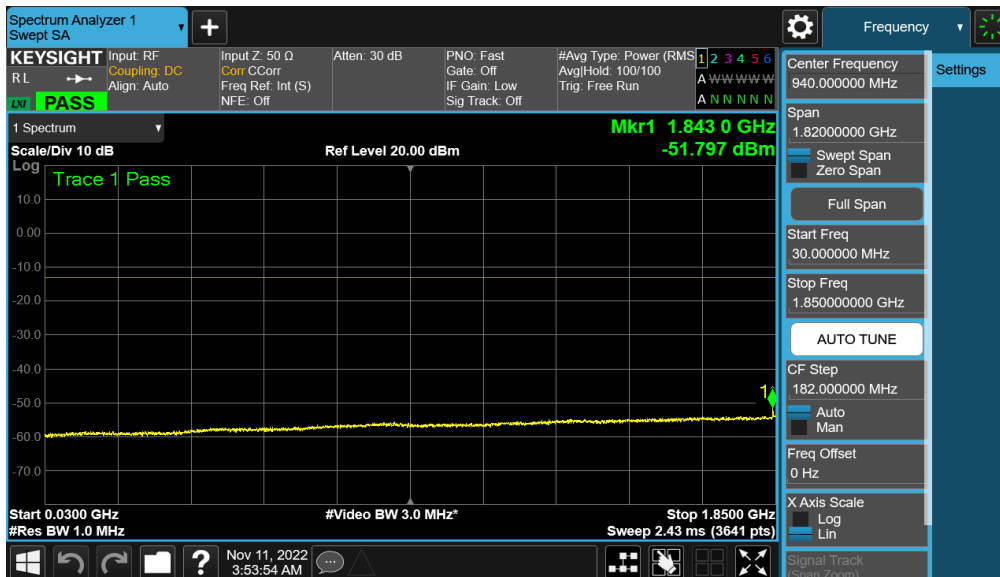
NR Band n25/2 – ANT F



| | | | |
|---|---------------------------------------|-------------------------------|-----------------------------------|
| FCC ID: A3LSMS918U | PART 24 MEASUREMENT REPORT | | Approved by: Technical Manager |
| Test Report S/N: 1M2209010098-06.A3L | Test Dates: 9/12/2022 - 11/08/2022 | EUT Type: Portable Handset | Page 70 of 229 |

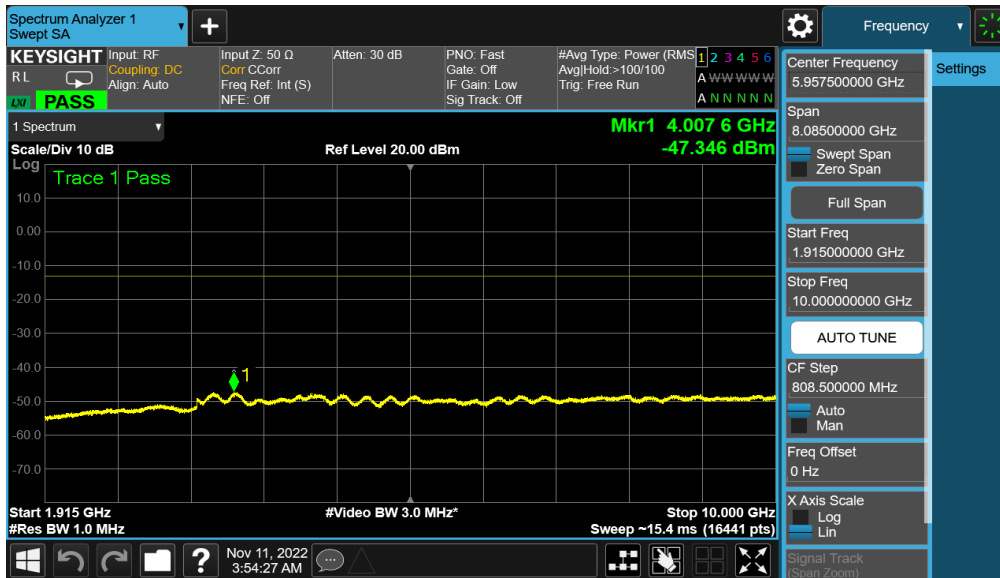


Plot 7-99. Conducted Spurious Plot (NR Band n25/2 - 40.0MHz - 1RB - Low Channel - ANT F)

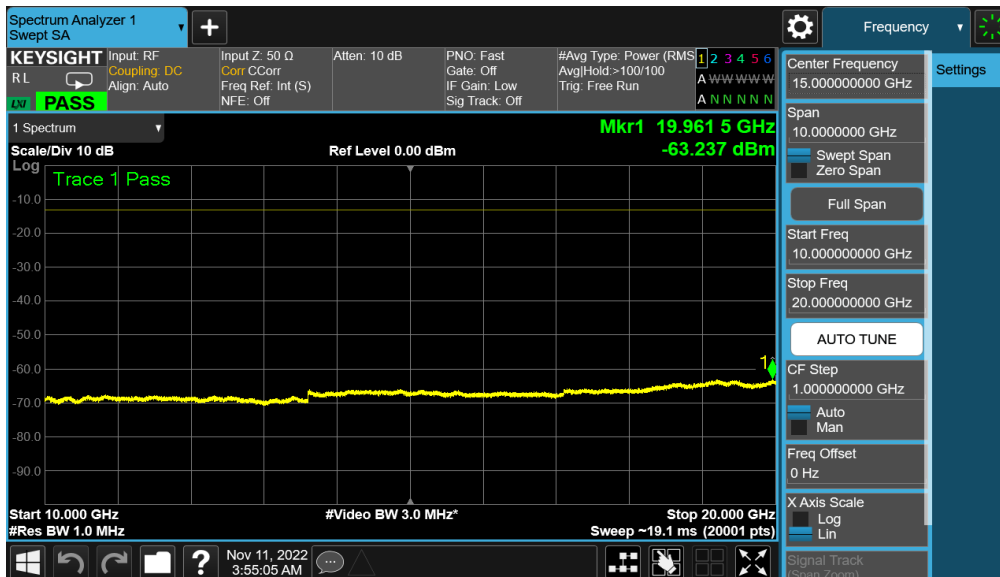


Plot 7-100. Conducted Spurious Plot (NR Band n25/2 - 40.0MHz - 1RB - Mid Channel - ANT F)

| | | | |
|---|---------------------------------------|-------------------------------|-----------------------------------|
| FCC ID: A3LSMS918U | PART 24 MEASUREMENT REPORT | | Approved by: Technical Manager |
| Test Report S/N: 1M2209010098-06.A3L | Test Dates: 9/12/2022 - 11/08/2022 | EUT Type: Portable Handset | Page 71 of 229 |

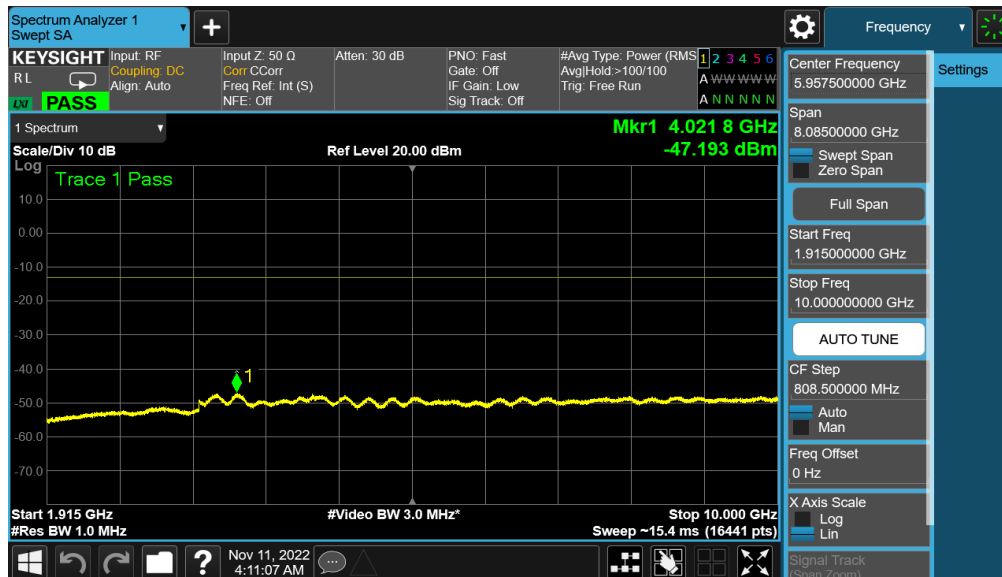
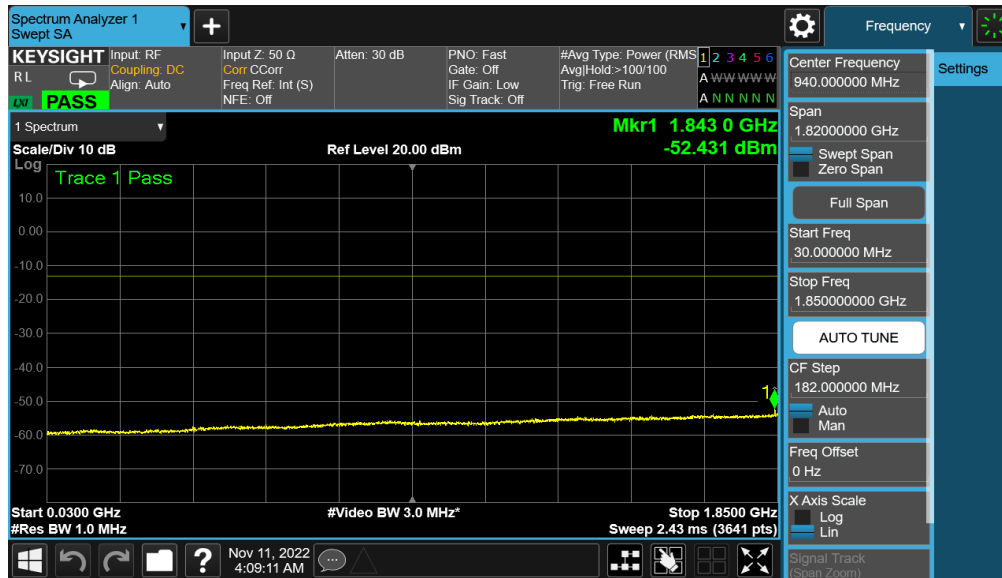


Plot 7-101. Conducted Spurious Plot (NR Band n25/2 - 40.0MHz - 1RB - Mid Channel - ANT F)

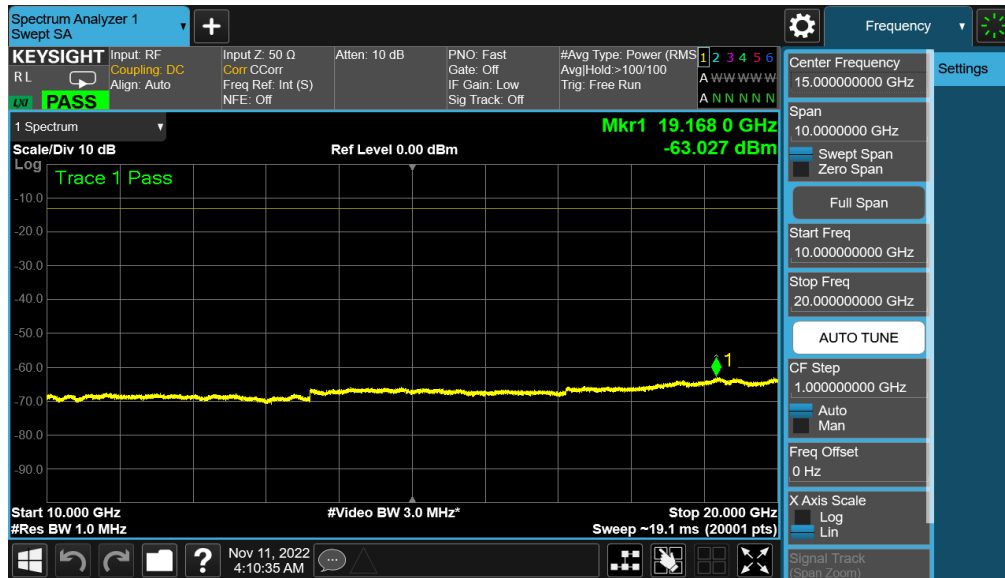


Plot 7-102. Conducted Spurious Plot (NR Band n25/2 - 40.0MHz - 1RB - Mid Channel - ANT F)

| | | | |
|---|---------------------------------------|-------------------------------|-----------------------------------|
| FCC ID: A3LSMS918U | PART 24 MEASUREMENT REPORT | | Approved by: Technical Manager |
| Test Report S/N: 1M2209010098-06.A3L | Test Dates: 9/12/2022 - 11/08/2022 | EUT Type: Portable Handset | Page 72 of 229 |



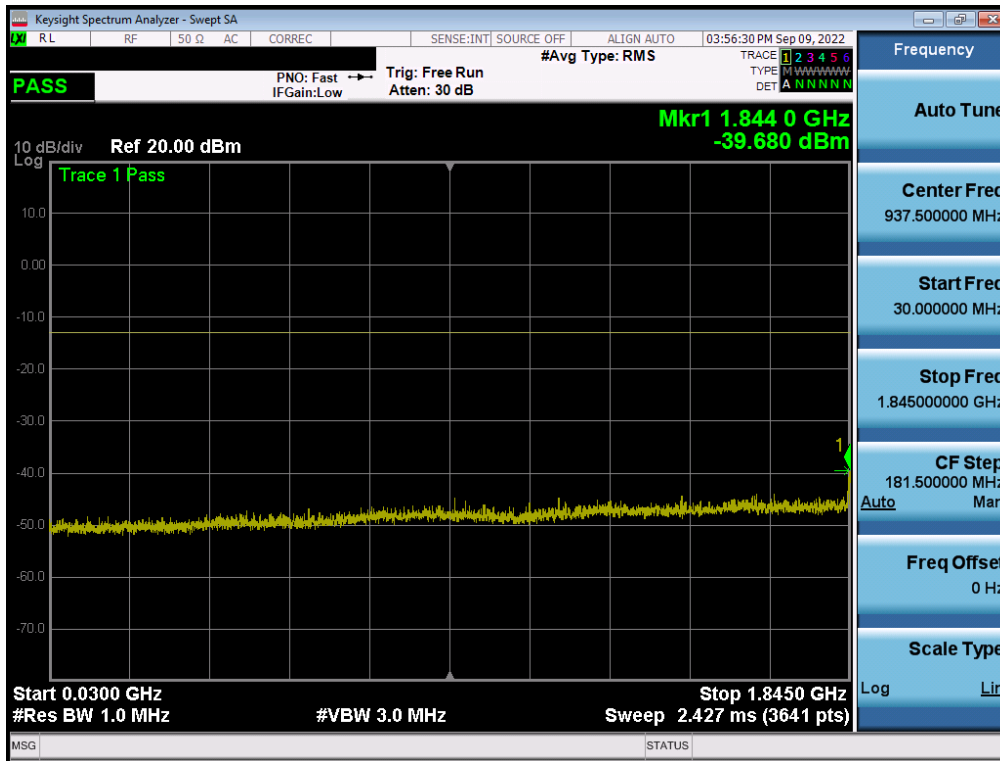
| | | | |
|---|---------------------------------------|-------------------------------|-----------------------------------|
| FCC ID: A3LSMS918U | PART 24 MEASUREMENT REPORT | | Approved by: Technical Manager |
| Test Report S/N: 1M2209010098-06.A3L | Test Dates: 9/12/2022 - 11/08/2022 | EUT Type: Portable Handset | Page 73 of 229 |



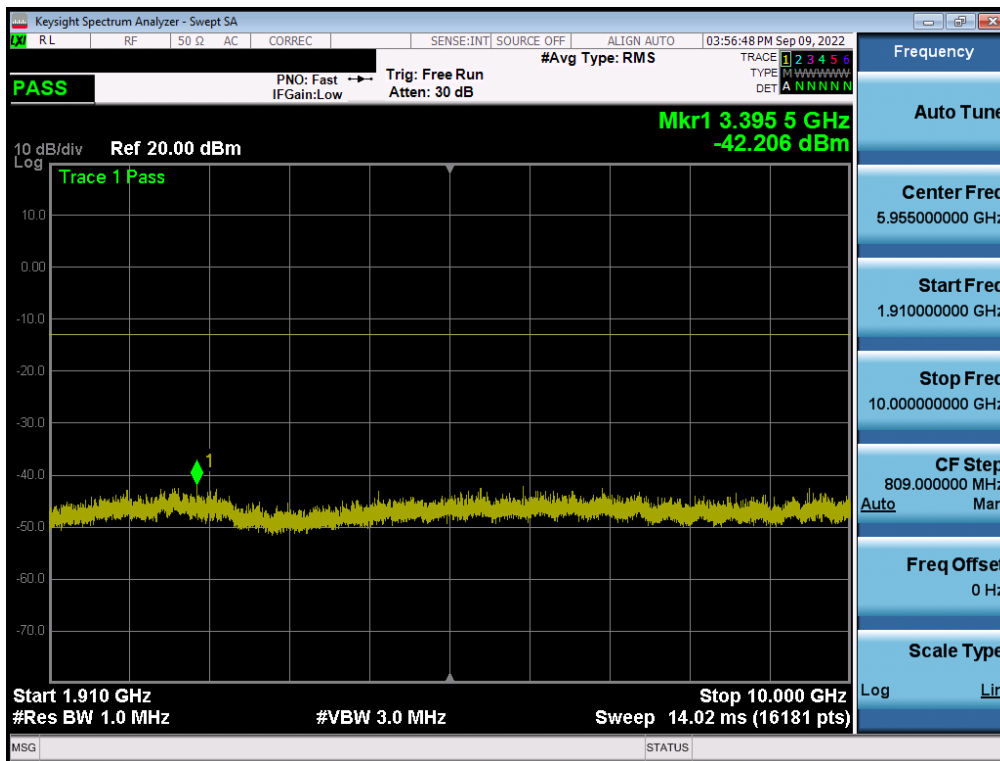
Plot 7-105. Conducted Spurious Plot (NR Band n25/2 - 40.0MHz - 1RB - High Channel - ANT F)

| | | | |
|---|---------------------------------------|-------------------------------|-----------------------------------|
| FCC ID: A3LSMS918U | PART 24 MEASUREMENT REPORT | | Approved by: Technical Manager |
| Test Report S/N: 1M2209010098-06.A3L | Test Dates: 9/12/2022 - 11/08/2022 | EUT Type: Portable Handset | Page 74 of 229 |

GSM/GPRS PCS – ANT A

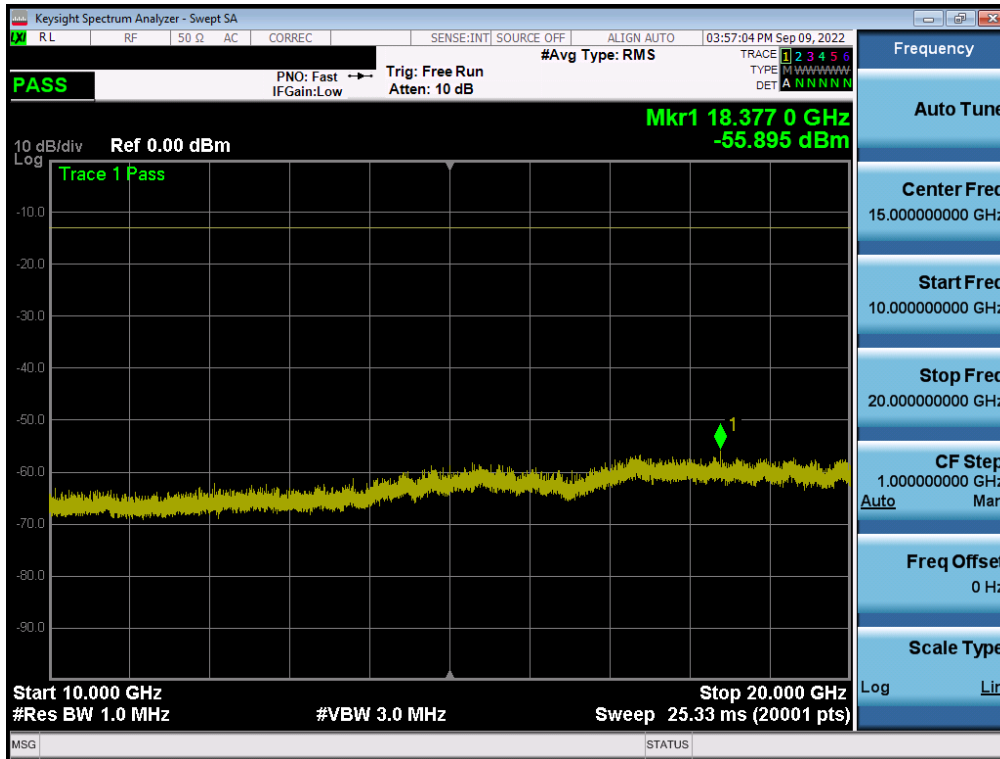


Plot 7-106. Conducted Spurious Plot (GPRS Ch. 512 - ANT A)

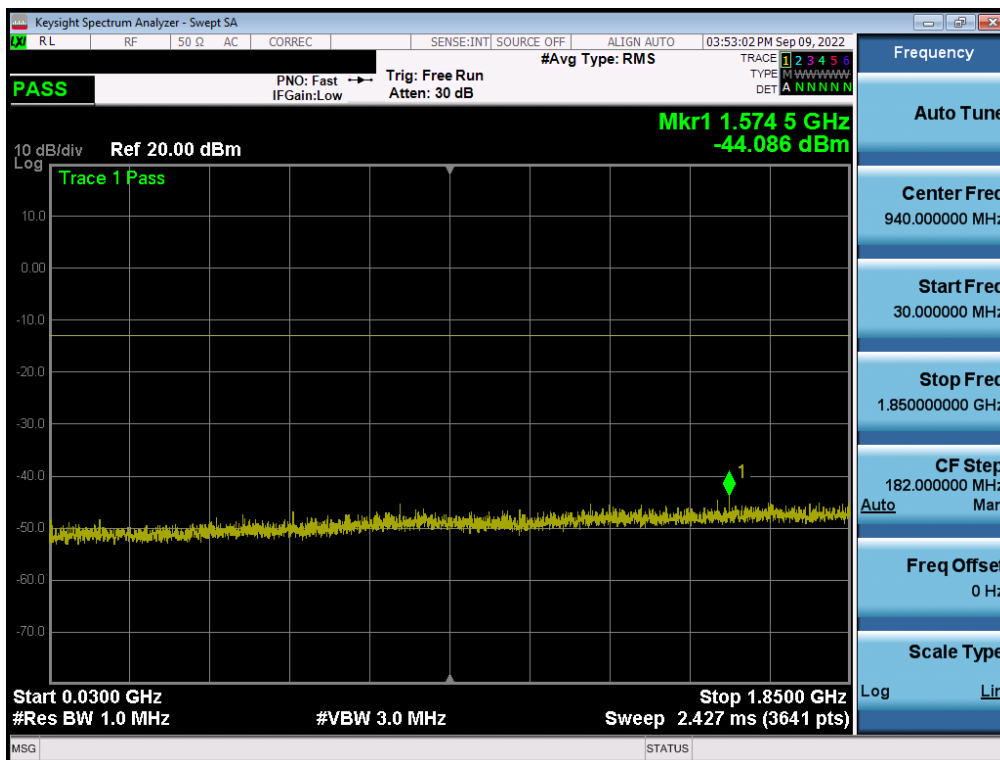


Plot 7-107. Conducted Spurious Plot (GPRS Ch. 512 - ANT A)

| | | | |
|---|---------------------------------------|-------------------------------|-----------------------------------|
| FCC ID: A3LSMS918U | PART 24 MEASUREMENT REPORT | | Approved by: Technical Manager |
| Test Report S/N: 1M2209010098-06.A3L | Test Dates: 9/12/2022 - 11/08/2022 | EUT Type: Portable Handset | Page 75 of 229 |

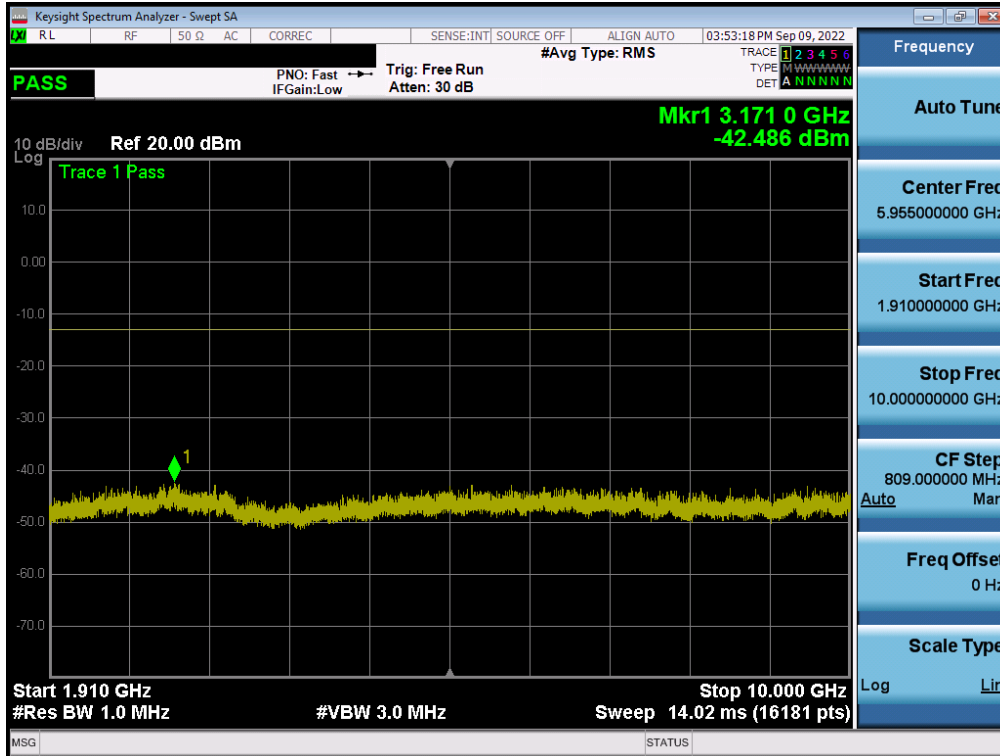


Plot 7-108. Conducted Spurious Plot (GPRS Ch. 512 - ANT A)

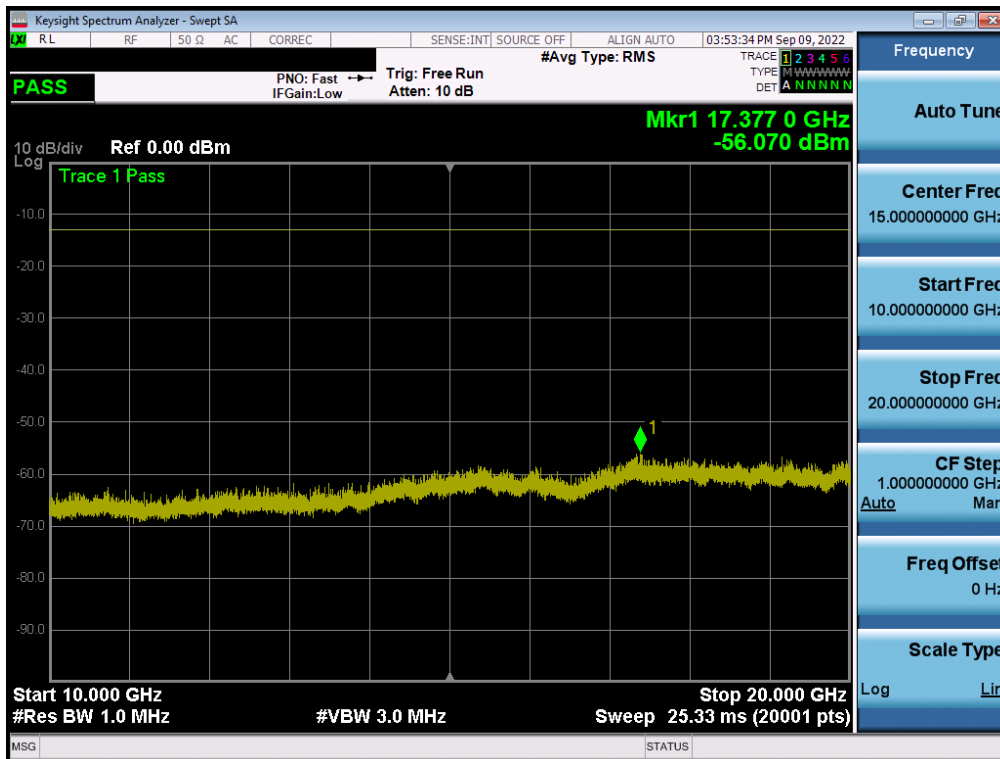


Plot 7-109. Conducted Spurious Plot (GPRS Ch. 661 - ANT A)

| | | | |
|---|---------------------------------------|-------------------------------|-----------------------------------|
| FCC ID: A3LSMS918U | PART 24 MEASUREMENT REPORT | | Approved by: Technical Manager |
| Test Report S/N: 1M2209010098-06.A3L | Test Dates: 9/12/2022 - 11/08/2022 | EUT Type: Portable Handset | Page 76 of 229 |

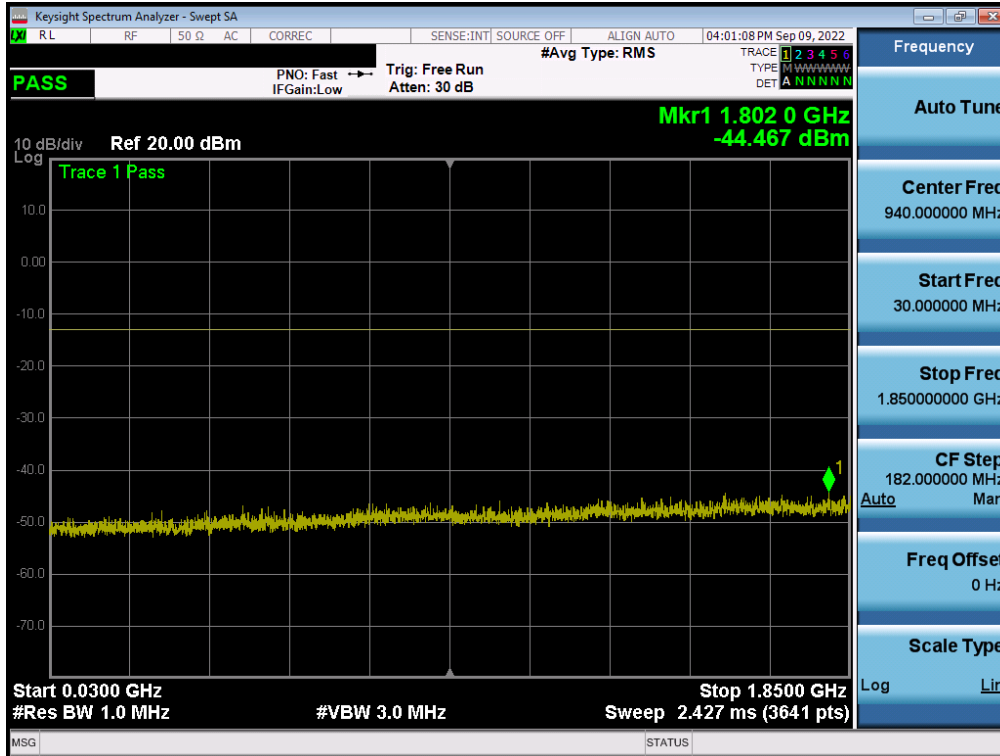


Plot 7-110. Conducted Spurious Plot (GPRS Ch. 661 - ANT A)

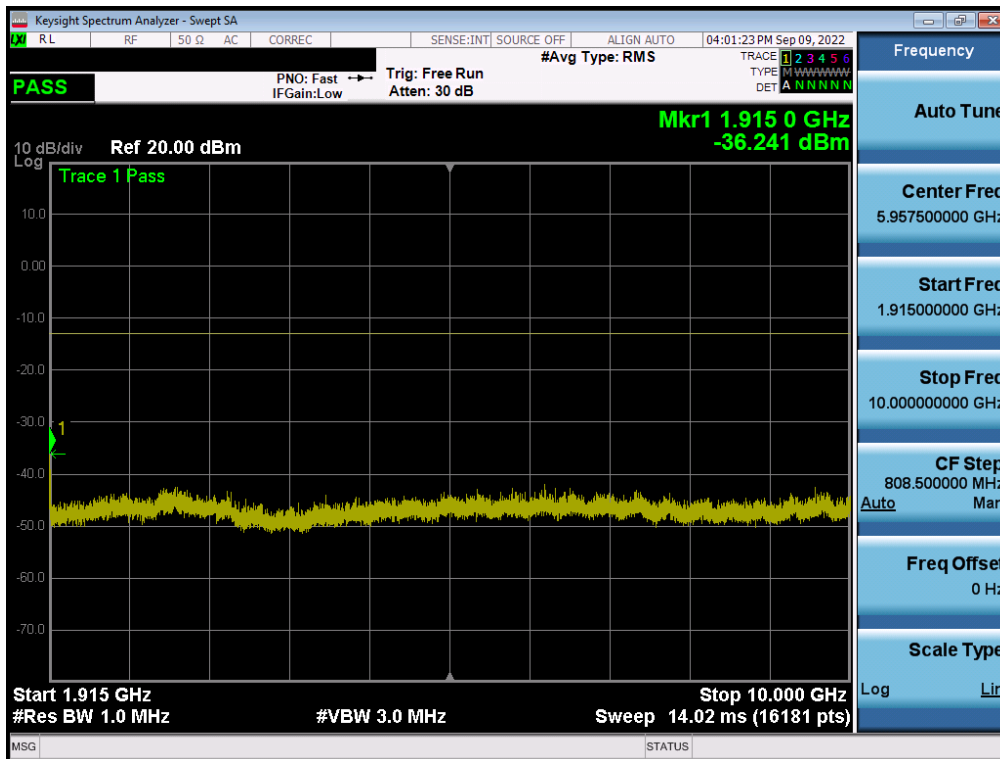


Plot 7-111. Conducted Spurious Plot (GPRS Ch. 661 - ANT A)

| | | | |
|---|---------------------------------------|-------------------------------|-----------------------------------|
| FCC ID: A3LSMS918U | PART 24 MEASUREMENT REPORT | | Approved by: Technical Manager |
| Test Report S/N: 1M2209010098-06.A3L | Test Dates: 9/12/2022 - 11/08/2022 | EUT Type: Portable Handset | Page 77 of 229 |

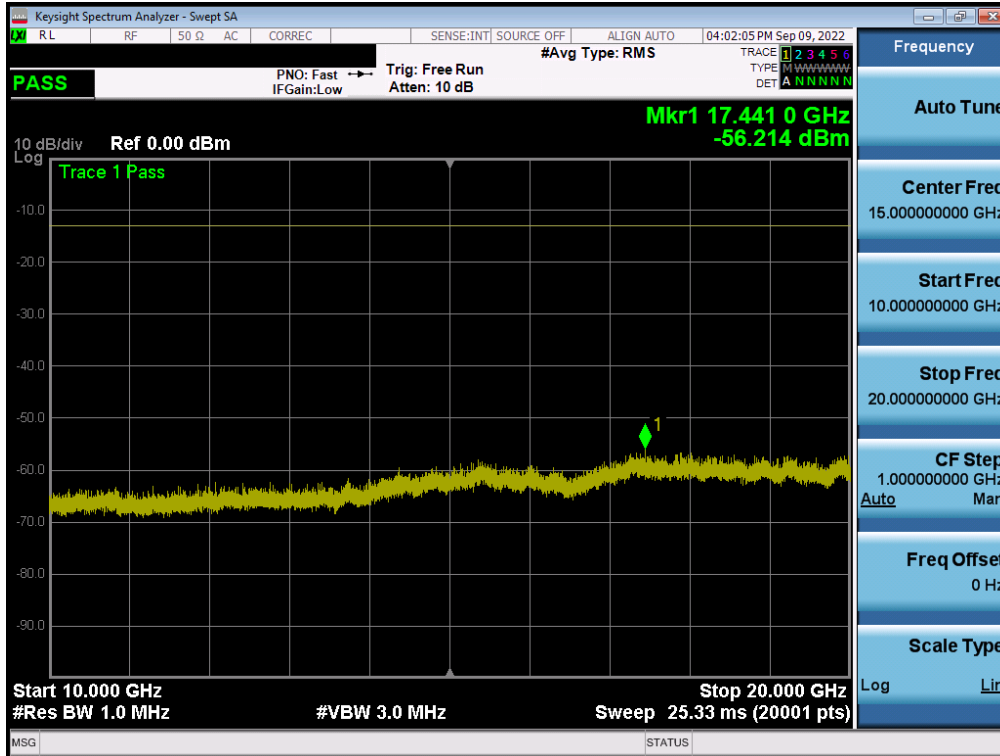


Plot 7-112. Conducted Spurious Plot (GPRS Ch. 810 - ANT A)



Plot 7-113. Conducted Spurious Plot (GPRS Ch. 810 - ANT A)

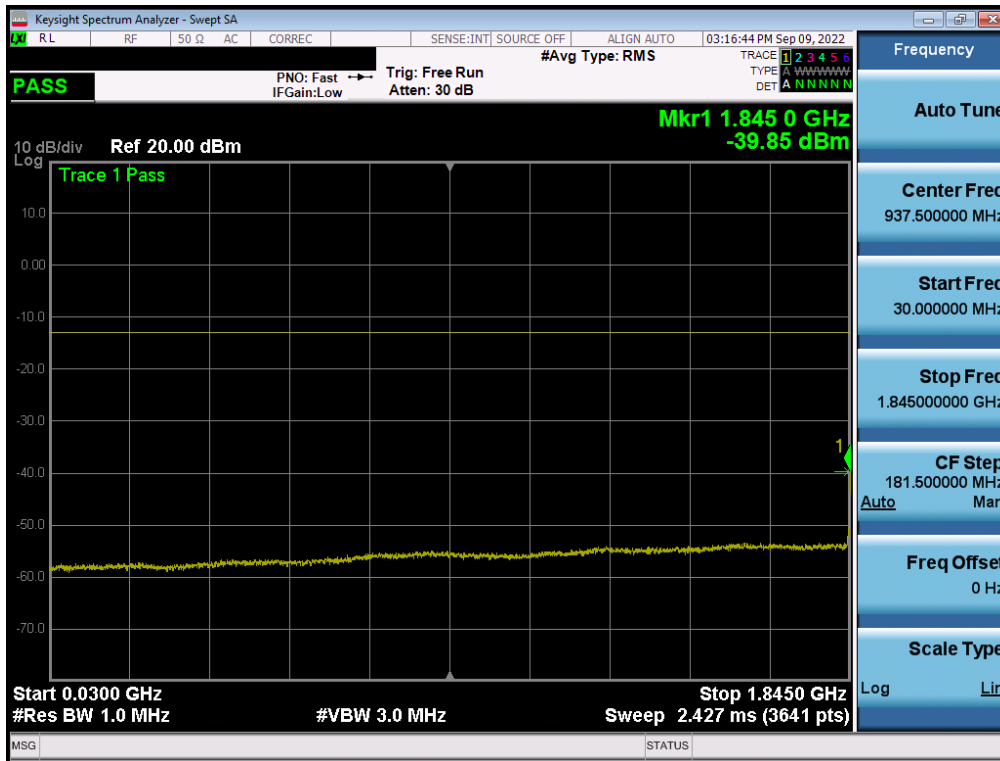
| | | | |
|---|---------------------------------------|-------------------------------|-----------------------------------|
| FCC ID: A3LSMS918U | PART 24 MEASUREMENT REPORT | | Approved by: Technical Manager |
| Test Report S/N: 1M2209010098-06.A3L | Test Dates: 9/12/2022 - 11/08/2022 | EUT Type: Portable Handset | Page 78 of 229 |



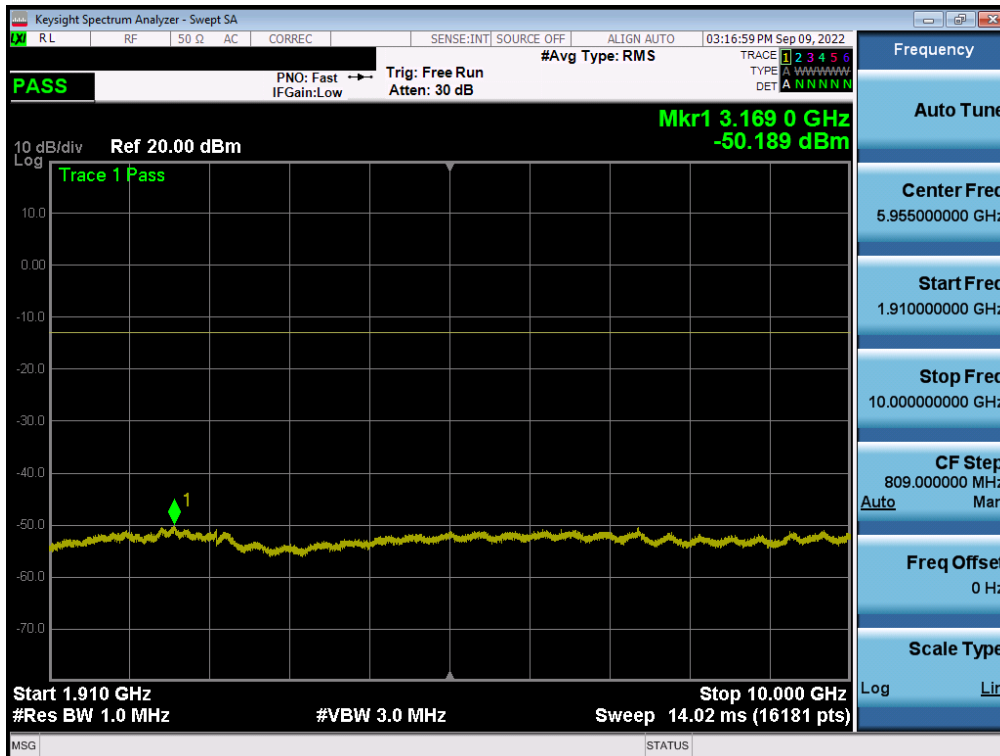
Plot 7-114. Conducted Spurious Plot (GPRS Ch. 810 - ANT A)

| | | | |
|---|---------------------------------------|-------------------------------|-----------------------------------|
| FCC ID: A3LSMS918U | PART 24 MEASUREMENT REPORT | | Approved by: Technical Manager |
| Test Report S/N: 1M2209010098-06.A3L | Test Dates: 9/12/2022 - 11/08/2022 | EUT Type: Portable Handset | Page 79 of 229 |

WCDMA PCS – ANT A



Plot 7-115. Conducted Spurious Plot (WCDMA Ch. 9262 - ANT A)



Plot 7-116. Conducted Spurious Plot (WCDMA Ch. 9262 - ANT A)

| | | | |
|---|---------------------------------------|-------------------------------|-----------------------------------|
| FCC ID: A3LSMS918U | PART 24 MEASUREMENT REPORT | | Approved by: Technical Manager |
| Test Report S/N: 1M2209010098-06.A3L | Test Dates: 9/12/2022 - 11/08/2022 | EUT Type: Portable Handset | Page 80 of 229 |

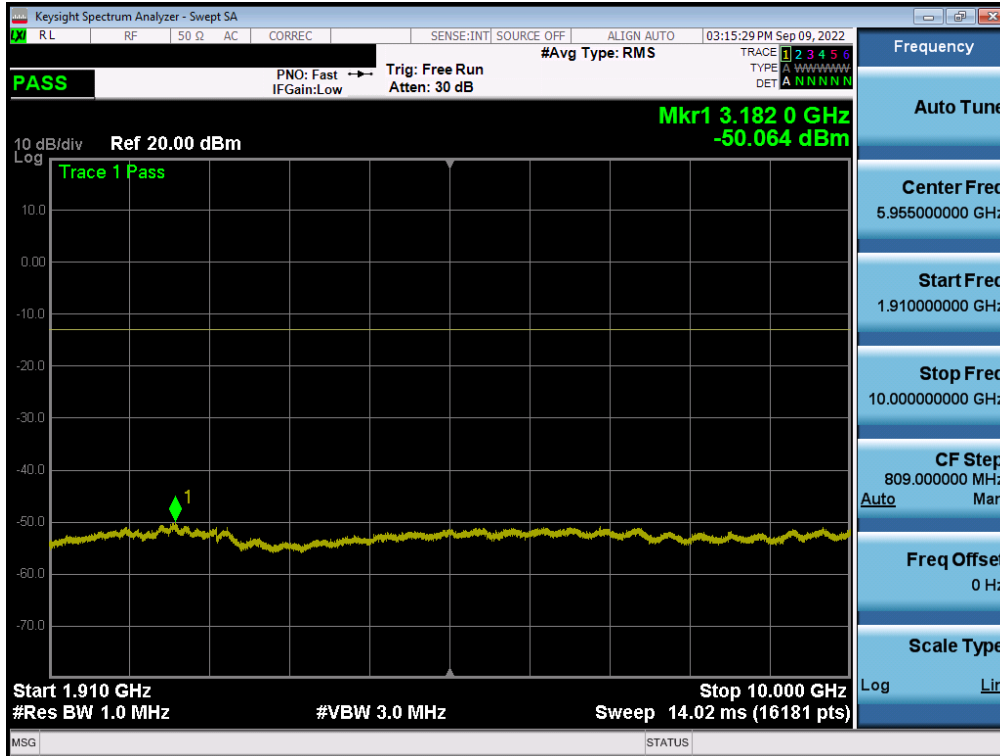


Plot 7-117. Conducted Spurious Plot (WCDMA Ch. 9262 - ANT A)

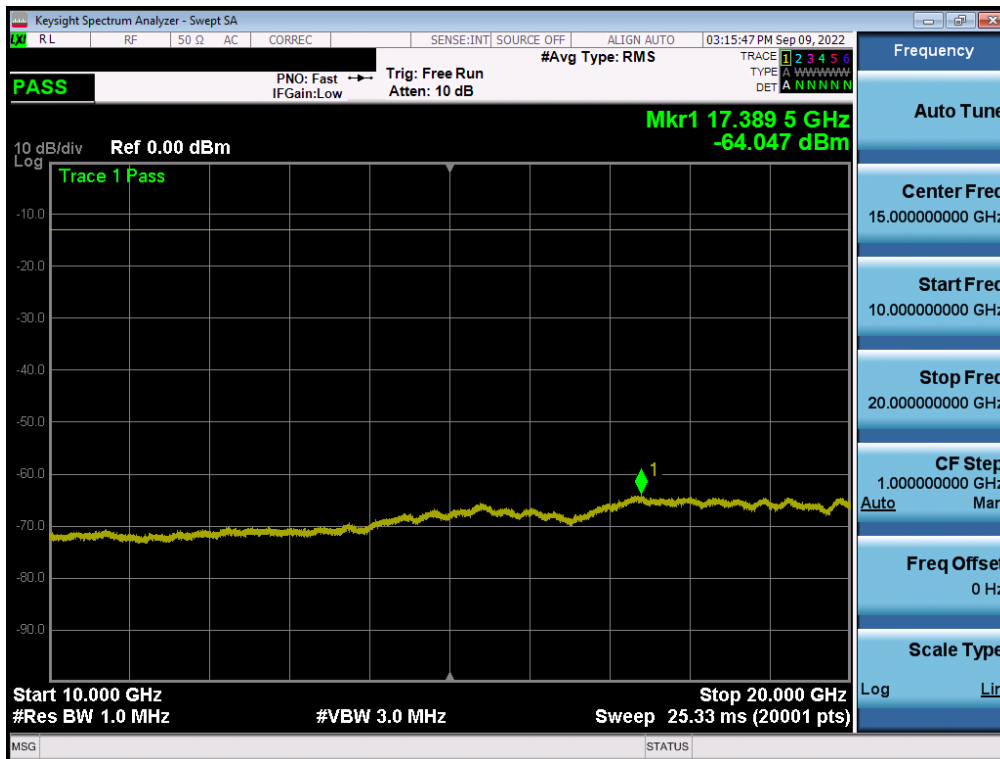


Plot 7-118. Conducted Spurious Plot (WCDMA Ch. 9400 - ANT A)

| | | | |
|---|---------------------------------------|-------------------------------|-----------------------------------|
| FCC ID: A3LSMS918U | PART 24 MEASUREMENT REPORT | | Approved by: Technical Manager |
| Test Report S/N: 1M2209010098-06.A3L | Test Dates: 9/12/2022 - 11/08/2022 | EUT Type: Portable Handset | Page 81 of 229 |

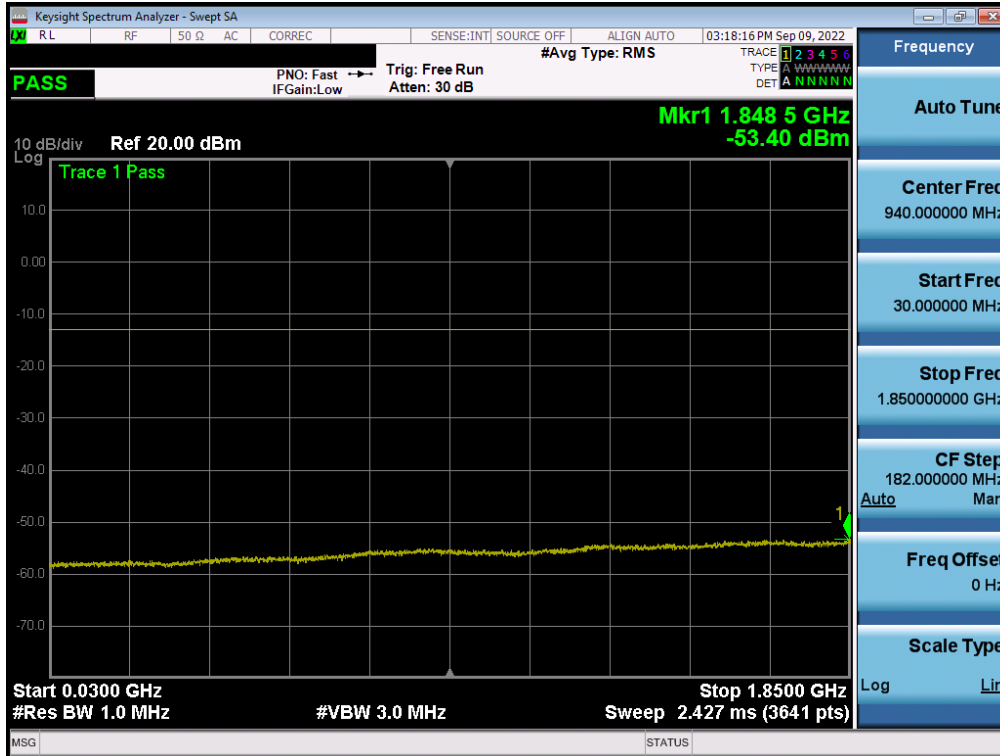


Plot 7-119. Conducted Spurious Plot (WCDMA Ch. 9400 - ANT A)

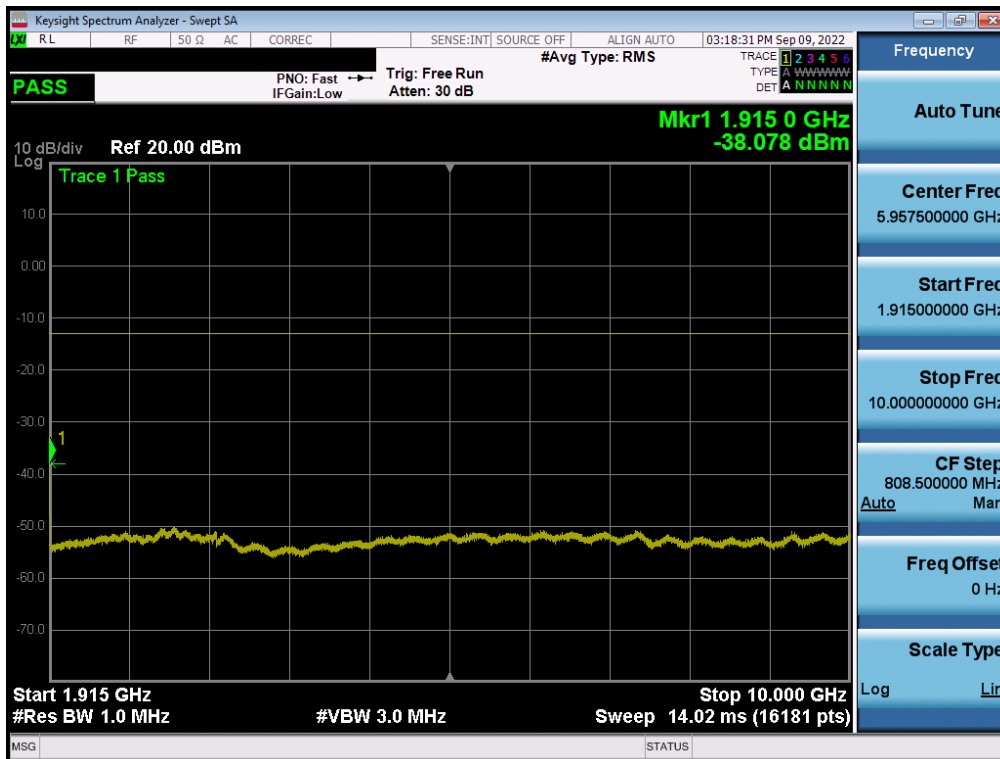


Plot 7-120. Conducted Spurious Plot (WCDMA Ch. 9400 - ANT A)

| | | | |
|---|---------------------------------------|-------------------------------|-----------------------------------|
| FCC ID: A3LSMS918U | PART 24 MEASUREMENT REPORT | | Approved by: Technical Manager |
| Test Report S/N: 1M2209010098-06.A3L | Test Dates: 9/12/2022 - 11/08/2022 | EUT Type: Portable Handset | Page 82 of 229 |

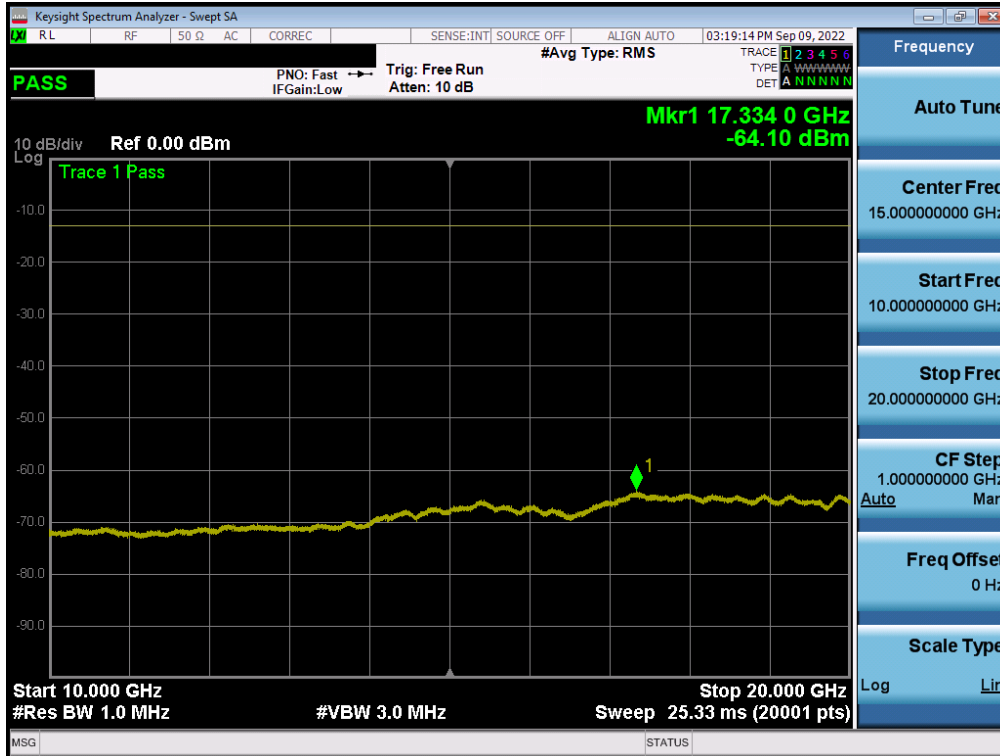


Plot 7-121. Conducted Spurious Plot (WCDMA Ch. 9538 - ANT A)



Plot 7-122. Conducted Spurious Plot (WCDMA Ch. 9538 - ANT A)

| | | | |
|---|---------------------------------------|-------------------------------|-----------------------------------|
| FCC ID: A3LSMS918U | PART 24 MEASUREMENT REPORT | | Approved by: Technical Manager |
| Test Report S/N: 1M2209010098-06.A3L | Test Dates: 9/12/2022 - 11/08/2022 | EUT Type: Portable Handset | Page 83 of 229 |



Plot 7-123. Conducted Spurious Plot (WCDMA Ch. 9538 - ANT A)

| | | | |
|---|---------------------------------------|-------------------------------|-----------------------------------|
| FCC ID: A3LSMS918U | PART 24 MEASUREMENT REPORT | | Approved by: Technical Manager |
| Test Report S/N: 1M2209010098-06.A3L | Test Dates: 9/12/2022 - 11/08/2022 | EUT Type: Portable Handset | Page 84 of 229 |

7.5 Band Edge Emissions at Antenna Terminal

Test Overview

All out of band emissions are measured with a spectrum analyzer connected to the antenna terminal of the EUT while the EUT is operating at maximum power, and at the appropriate frequencies. All data rates were investigated to determine the worst-case configuration. All modes of operation were investigated and the worst-case configuration results are reported in this section.

The minimum permissible attenuation level of any spurious emission is $43 + 10 \log_{10}(P_{\text{Watts}})$, where P is the transmitter power in Watts.

Test Procedure Used

ANSI C63.26-2015 – Section 5.7.3

Test Settings

1. Start and stop frequency were set such that the band edge would be placed in the center of the plot
2. Span was set large enough so as to capture all out of band emissions near the band edge
3. RBW \geq 1% of the emission bandwidth
4. VBW \geq 3 x RBW
5. Detector = RMS
6. Number of sweep points \geq 2 x Span/RBW
7. Trace mode = trace average for continuous emissions, max hold for pulse emissions
8. Sweep time = auto couple
9. The trace was allowed to stabilize

Test Setup

The EUT and measurement equipment were set up as shown in the diagram below.




Figure 7-4. Test Instrument & Measurement Setup

| | | | |
|---|---------------------------------------|-------------------------------|-----------------------------------|
| FCC ID: A3LSMS918U | PART 24 MEASUREMENT REPORT | | Approved by: Technical Manager |
| Test Report S/N: 1M2209010098-06.A3L | Test Dates: 9/12/2022 - 11/08/2022 | EUT Type: Portable Handset | Page 85 of 229 |

Test Notes

1. Per 24.238(b) and RSS-133(6.5), in the 1 MHz bands immediately outside and adjacent to the frequency block a resolution bandwidth of at least one percent of the emission bandwidth of the fundamental emission of the transmitter may be employed to demonstrate compliance with the out-of-band emissions limit. The emission bandwidth is defined as the width of the signal between two points, one below the carrier center frequency and one above the carrier center frequency, outside of which all emission are attenuated at least 26 dB below the transmitter power.

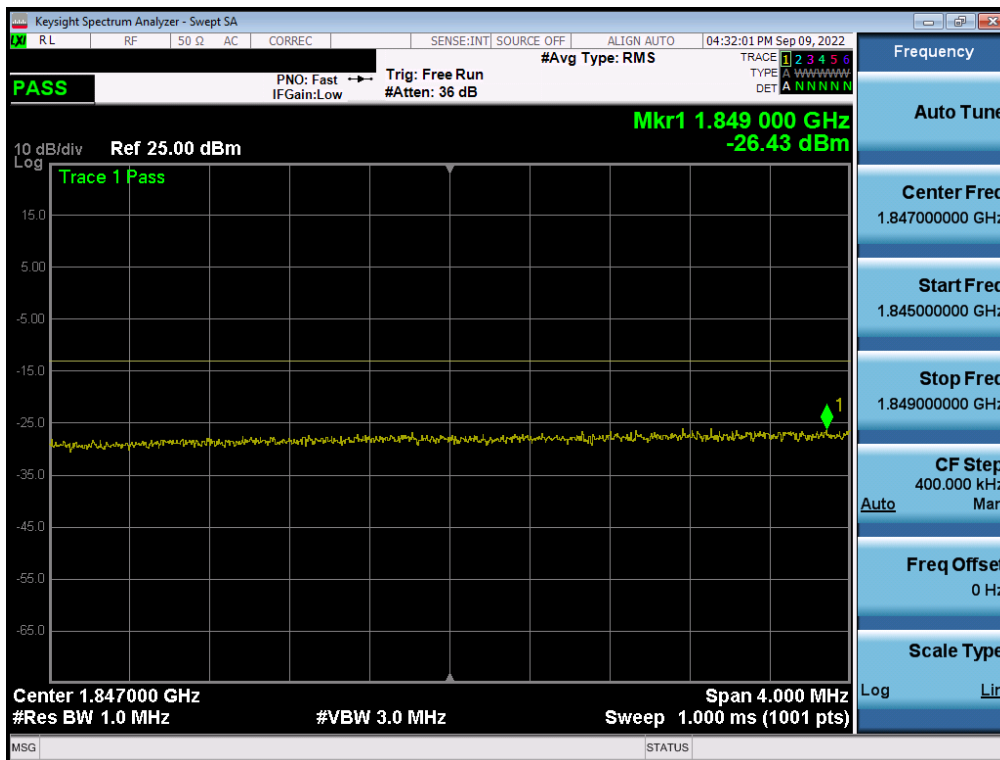
2. For NR operation, all subcarrier spacings (SCS) and transmission schemes (e.g. CP-OFDM and DFT-s-OFDM) were investigated to determine the worst case configuration. All modes of operation were investigated and the worst case configuration results are reported in this section.

| | | | |
|--|--|--------------------------------------|--|
| FCC ID: A3LSMS918U | PART 24 MEASUREMENT REPORT | | Approved by: Technical Manager |
| Test Report S/N: 1M2209010098-06.A3L | Test Dates: 9/12/2022 - 11/08/2022 | EUT Type: Portable Handset | Page 86 of 229 |

LTE Band 25/2 – ANT A



Plot 7-124. Lower Band Edge Plot (LTE Band 25/2 - 20MHz QPSK – Full RB - ANT A)



Plot 7-125. Extended Lower Band Edge Plot (LTE Band 25/2 - 20MHz QPSK – Full RB - ANT A)

| | | | |
|---|---------------------------------------|-------------------------------|-----------------------------------|
| FCC ID: A3LSMS918U | PART 24 MEASUREMENT REPORT | | Approved by: Technical Manager |
| Test Report S/N: 1M2209010098-06.A3L | Test Dates: 9/12/2022 - 11/08/2022 | EUT Type: Portable Handset | Page 87 of 229 |

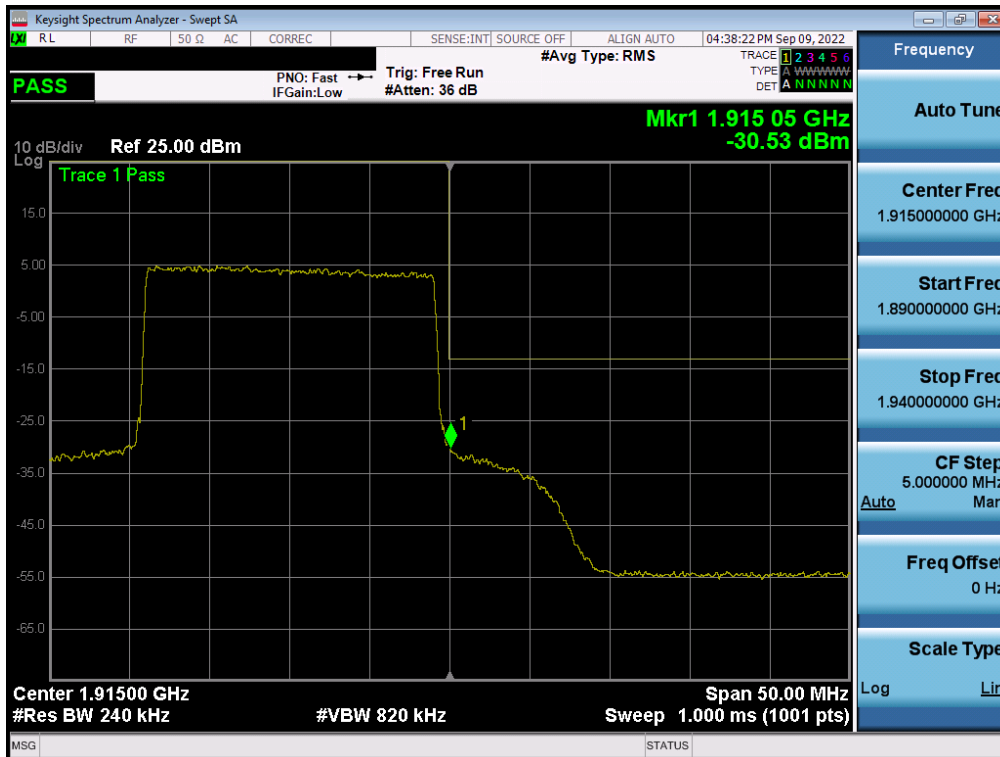


Plot 7-126. Upper Band Edge Plot (LTE Band 2 - 20MHz QPSK – Full RB - ANT A)

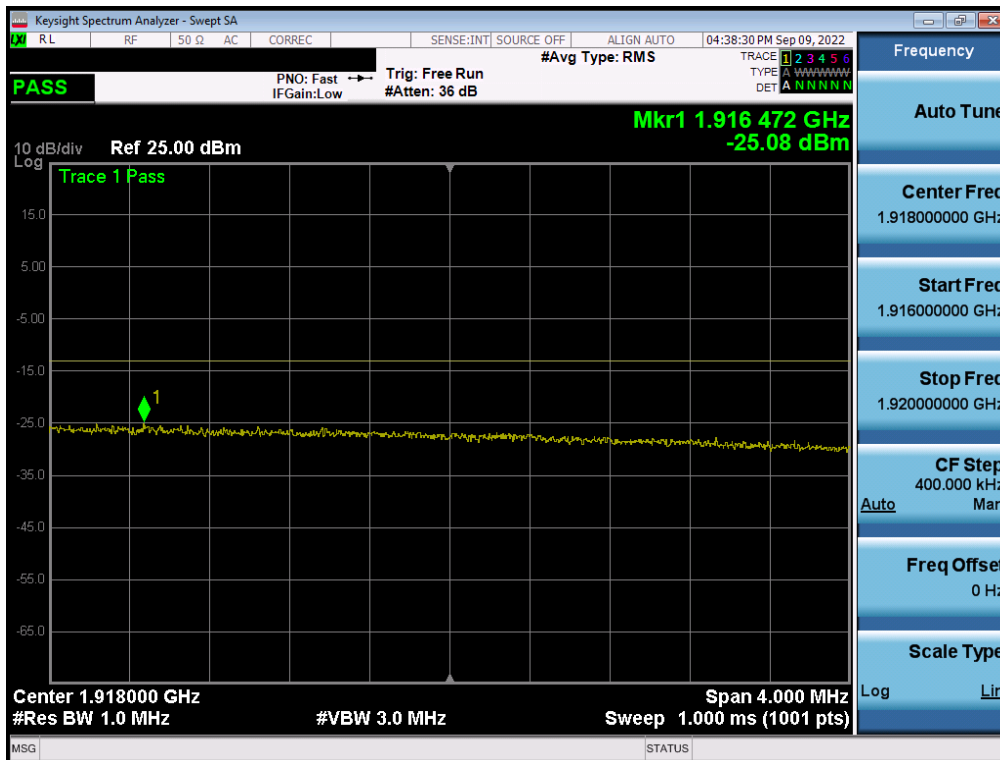


Plot 7-127. Extended Upper Band Edge Plot (LTE Band 2 - 20MHz QPSK – Full RB - ANT A)

| | | | |
|---|---------------------------------------|-------------------------------|-----------------------------------|
| FCC ID: A3LSMS918U | PART 24 MEASUREMENT REPORT | | Approved by: Technical Manager |
| Test Report S/N: 1M2209010098-06.A3L | Test Dates: 9/12/2022 - 11/08/2022 | EUT Type: Portable Handset | Page 88 of 229 |

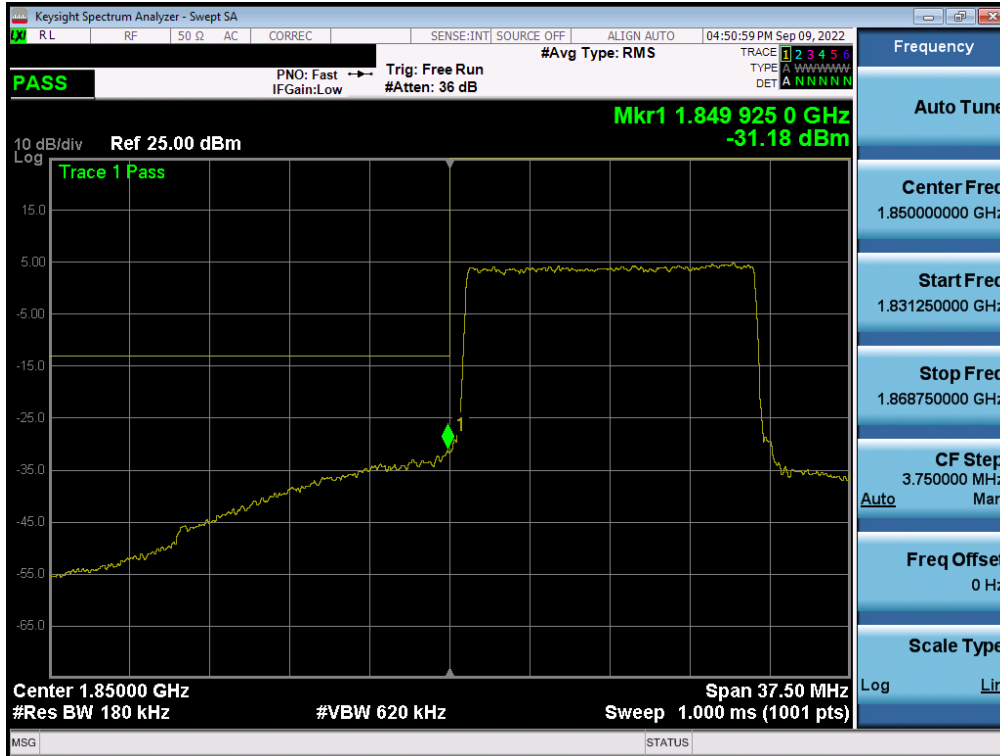


Plot 7-128. Upper Band Edge Plot (LTE Band 25 - 20MHz QPSK – Full RB - ANT A)

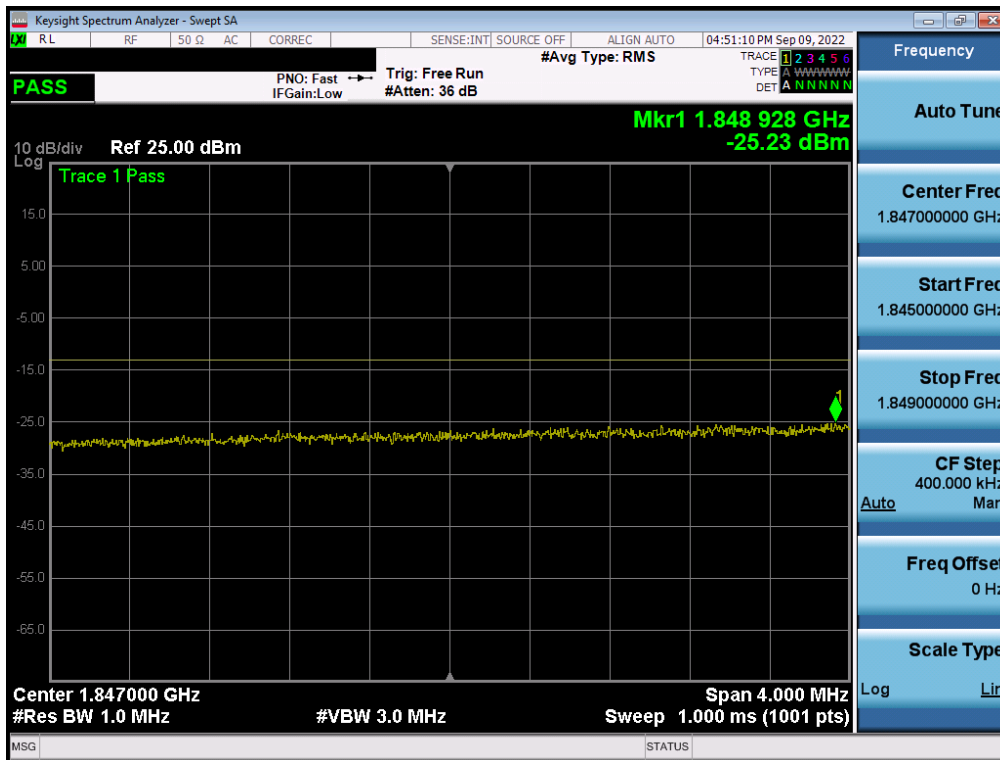


Plot 7-129. Extended Upper Band Edge Plot (LTE Band 25 - 20MHz QPSK – Full RB - ANT A)

| | | | |
|---|---------------------------------------|-------------------------------|-----------------------------------|
| FCC ID: A3LSMS918U | PART 24 MEASUREMENT REPORT | | Approved by: Technical Manager |
| Test Report S/N: 1M2209010098-06.A3L | Test Dates: 9/12/2022 - 11/08/2022 | EUT Type: Portable Handset | Page 89 of 229 |



Plot 7-130. Lower Band Edge Plot (LTE Band 25/2 - 15MHz QPSK – Full RB - ANT A)

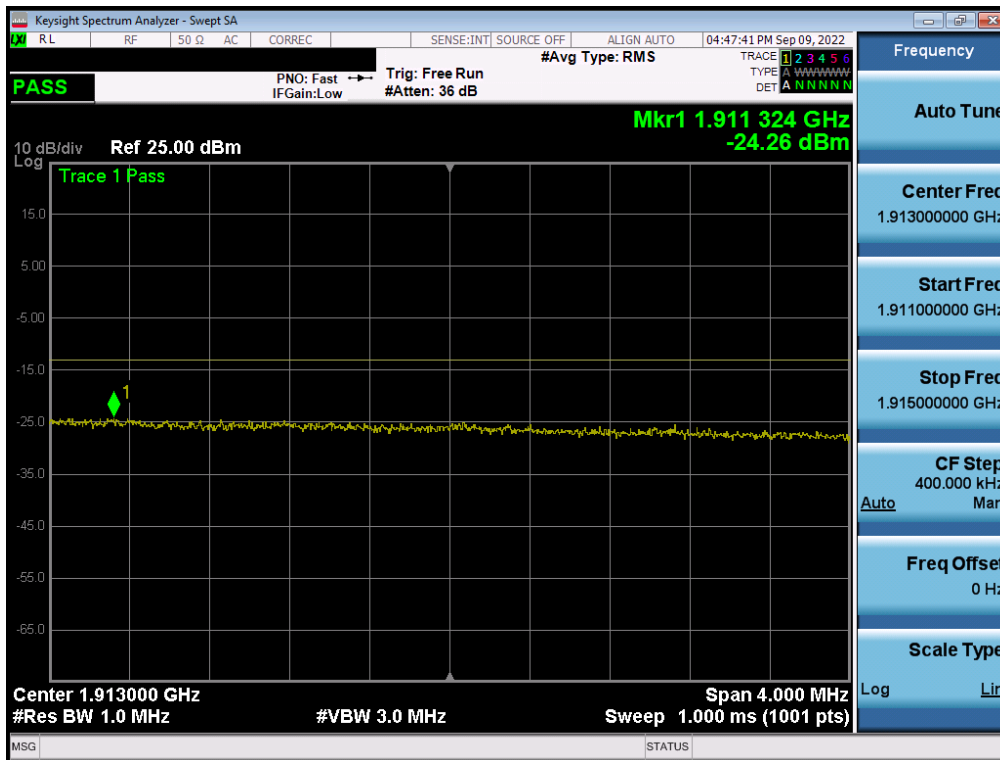


Plot 7-131. Extended Lower Band Edge Plot (LTE Band 25/2 - 15MHz QPSK – Full RB - ANT A)

| | | | |
|---|---------------------------------------|-------------------------------|-----------------------------------|
| FCC ID: A3LSMS918U | PART 24 MEASUREMENT REPORT | | Approved by: Technical Manager |
| Test Report S/N: 1M2209010098-06.A3L | Test Dates: 9/12/2022 - 11/08/2022 | EUT Type: Portable Handset | Page 90 of 229 |



Plot 7-132. Upper Band Edge Plot (LTE Band 2 - 15MHz QPSK – Full RB - ANT A)

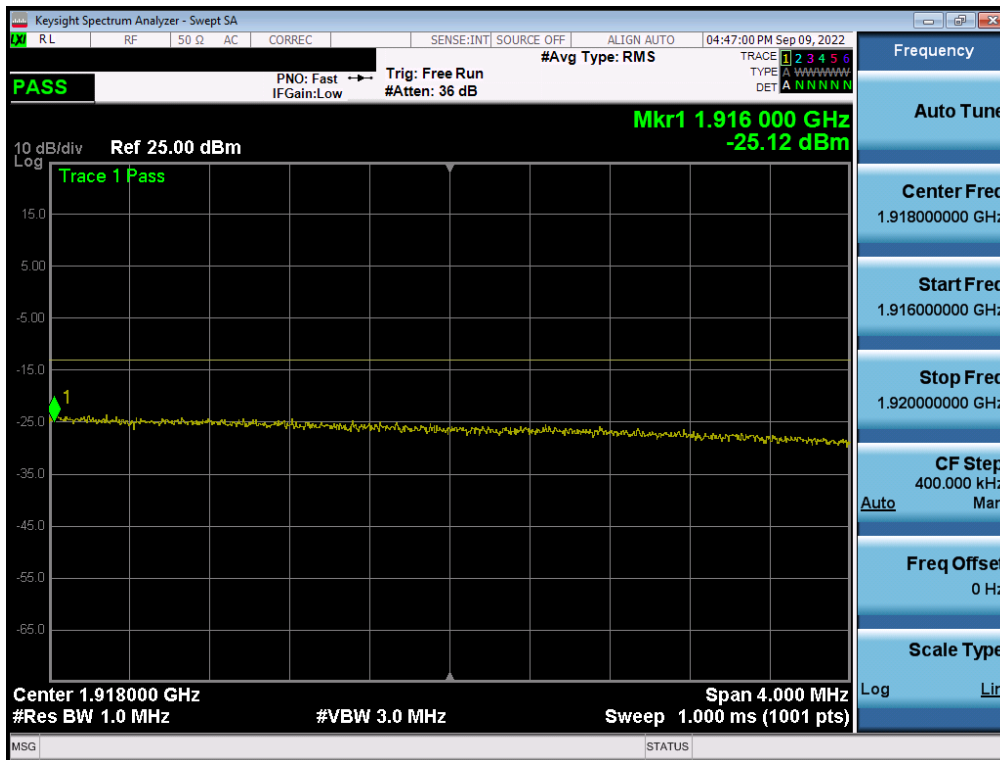


Plot 7-133. Extended Upper Band Edge Plot (LTE Band 2 - 15MHz QPSK – Full RB - ANT A)

| | | | |
|---|---------------------------------------|-------------------------------|-----------------------------------|
| FCC ID: A3LSMS918U | PART 24 MEASUREMENT REPORT | | Approved by: Technical Manager |
| Test Report S/N: 1M2209010098-06.A3L | Test Dates: 9/12/2022 - 11/08/2022 | EUT Type: Portable Handset | Page 91 of 229 |

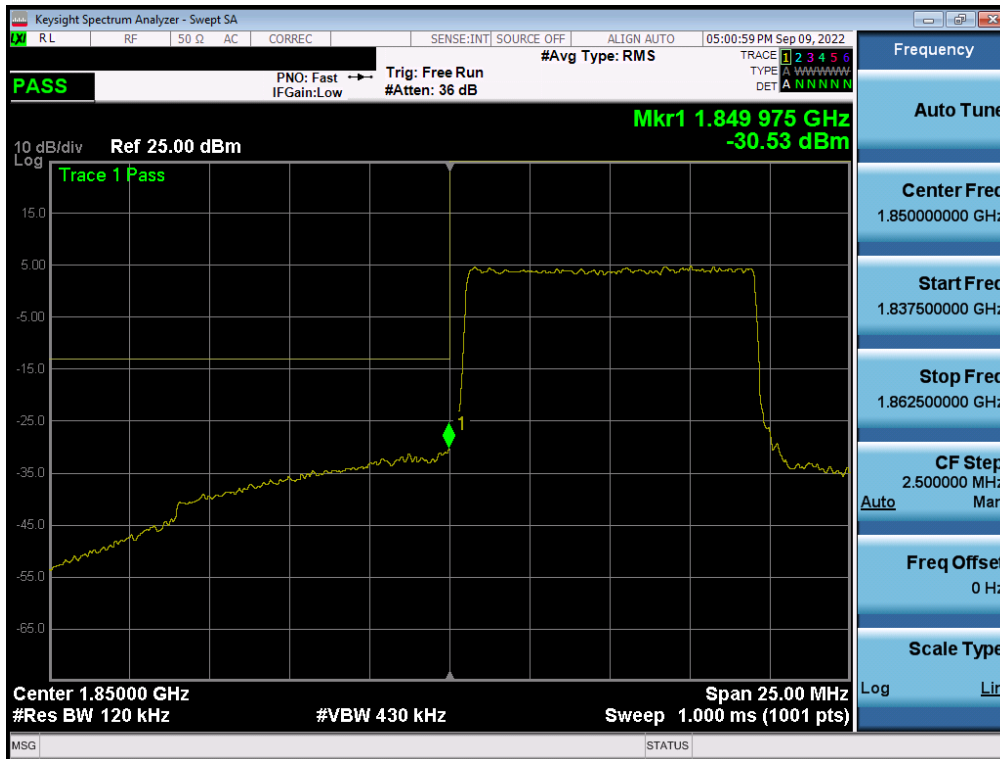


Plot 7-134. Upper Band Edge Plot (LTE Band 25 - 15MHz QPSK – Full RB - ANT A)

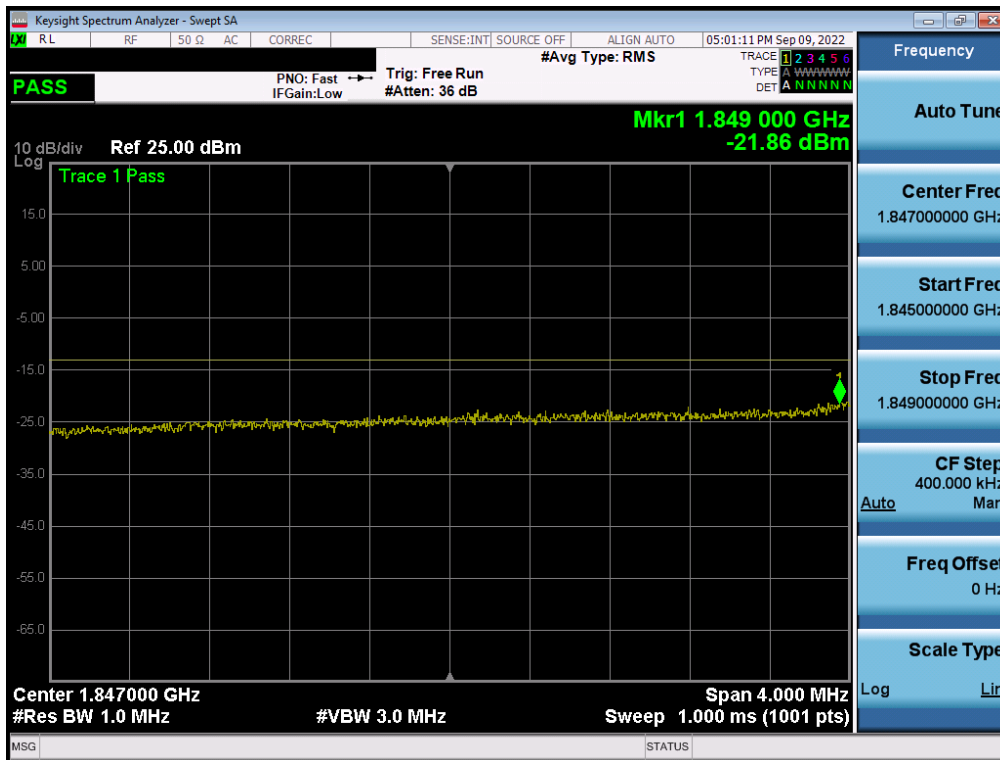


Plot 7-135. Extended Upper Band Edge Plot (LTE Band 25 - 15MHz QPSK – Full RB - ANT A)

| | | | |
|---|---------------------------------------|-------------------------------|-----------------------------------|
| FCC ID: A3LSMS918U | PART 24 MEASUREMENT REPORT | | Approved by: Technical Manager |
| Test Report S/N: 1M2209010098-06.A3L | Test Dates: 9/12/2022 - 11/08/2022 | EUT Type: Portable Handset | Page 92 of 229 |



Plot 7-136. Lower Band Edge Plot (LTE Band 25/2 - 10MHz QPSK – Full RB - ANT A)

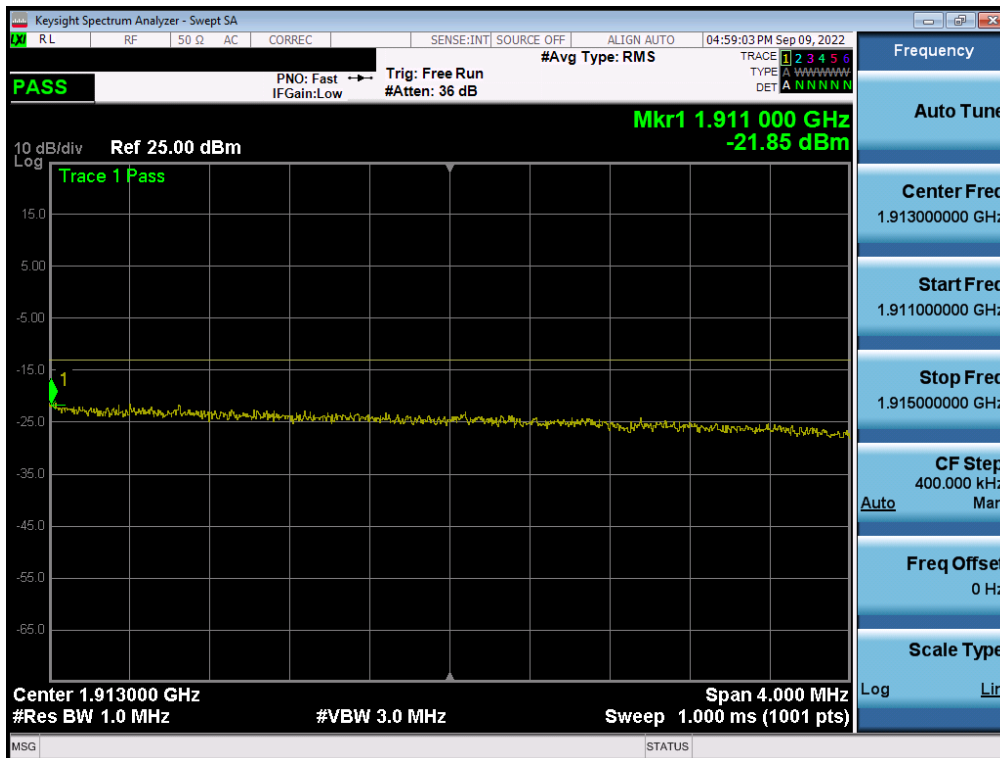


Plot 7-137. Extended Lower Band Edge Plot (LTE Band 25/2 - 10MHz QPSK – Full RB - ANT A)

| | | | |
|---|---------------------------------------|-------------------------------|-----------------------------------|
| FCC ID: A3LSMS918U | PART 24 MEASUREMENT REPORT | | Approved by: Technical Manager |
| Test Report S/N: 1M2209010098-06.A3L | Test Dates: 9/12/2022 - 11/08/2022 | EUT Type: Portable Handset | Page 93 of 229 |



Plot 7-138. Upper Band Edge Plot (LTE Band 2 - 10MHz QPSK – Full RB - ANT A)

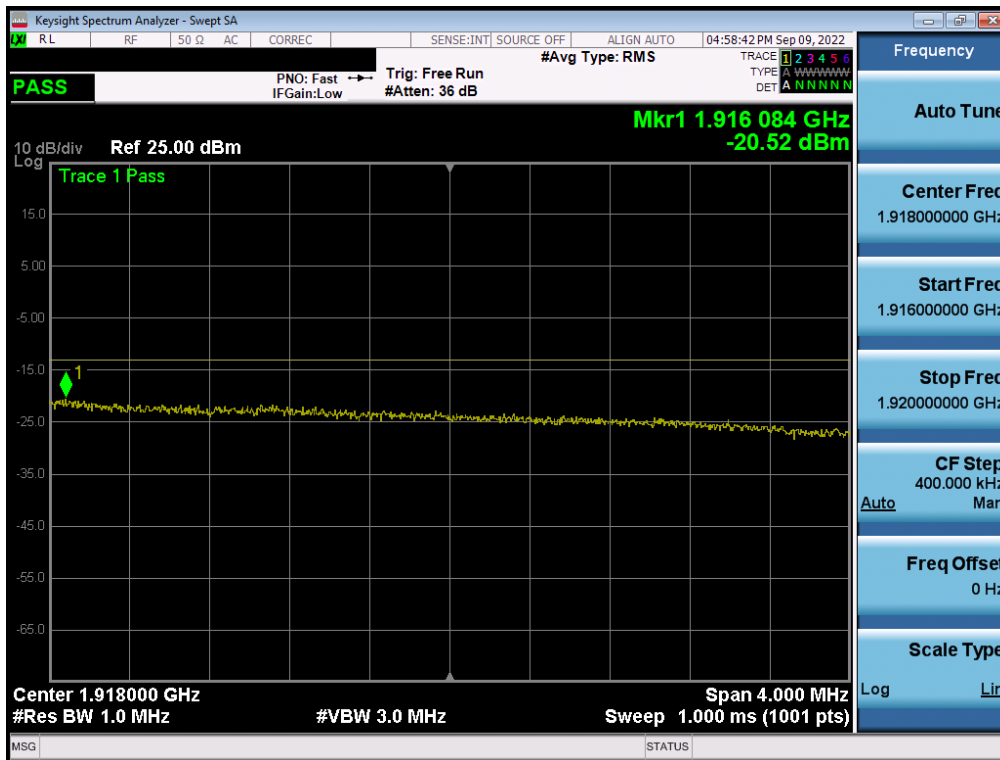


Plot 7-139. Extended Upper Band Edge Plot (LTE Band 2 - 10MHz QPSK – Full RB - ANT A)

| | | | |
|---|---------------------------------------|-------------------------------|-----------------------------------|
| FCC ID: A3LSMS918U | PART 24 MEASUREMENT REPORT | | Approved by: Technical Manager |
| Test Report S/N: 1M2209010098-06.A3L | Test Dates: 9/12/2022 - 11/08/2022 | EUT Type: Portable Handset | Page 94 of 229 |

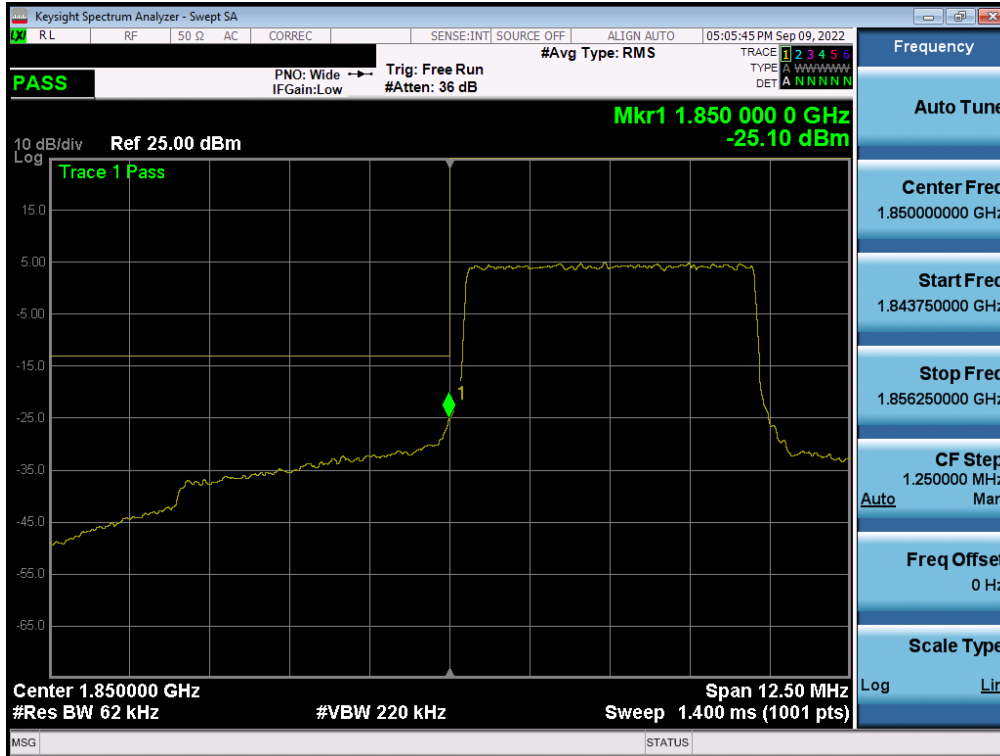


Plot 7-140. Upper Band Edge Plot (LTE Band 25 - 10MHz QPSK – Full RB - ANT A)

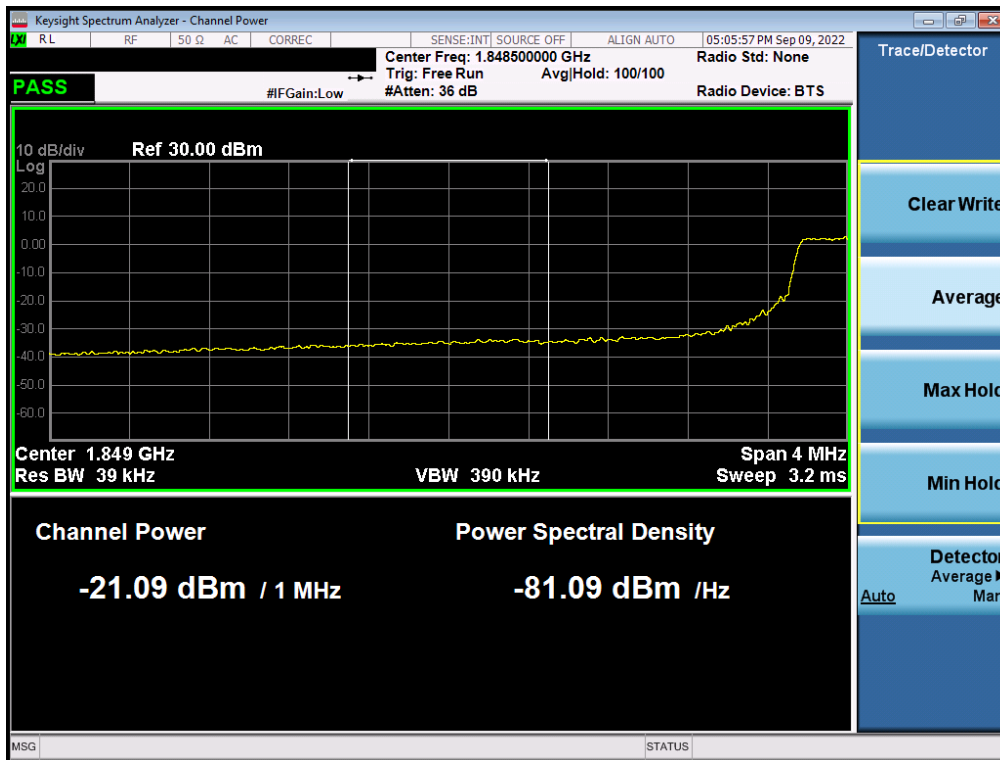


Plot 7-141. Extended Upper Band Edge Plot (LTE Band 25 - 10MHz QPSK – Full RB - ANT A)

| | | | |
|---|---------------------------------------|-------------------------------|-----------------------------------|
| FCC ID: A3LSMS918U | PART 24 MEASUREMENT REPORT | | Approved by: Technical Manager |
| Test Report S/N: 1M2209010098-06.A3L | Test Dates: 9/12/2022 - 11/08/2022 | EUT Type: Portable Handset | Page 95 of 229 |



Plot 7-142. Lower Band Edge Plot (LTE Band 25/2 - 5MHz QPSK – Full RB - ANT A)

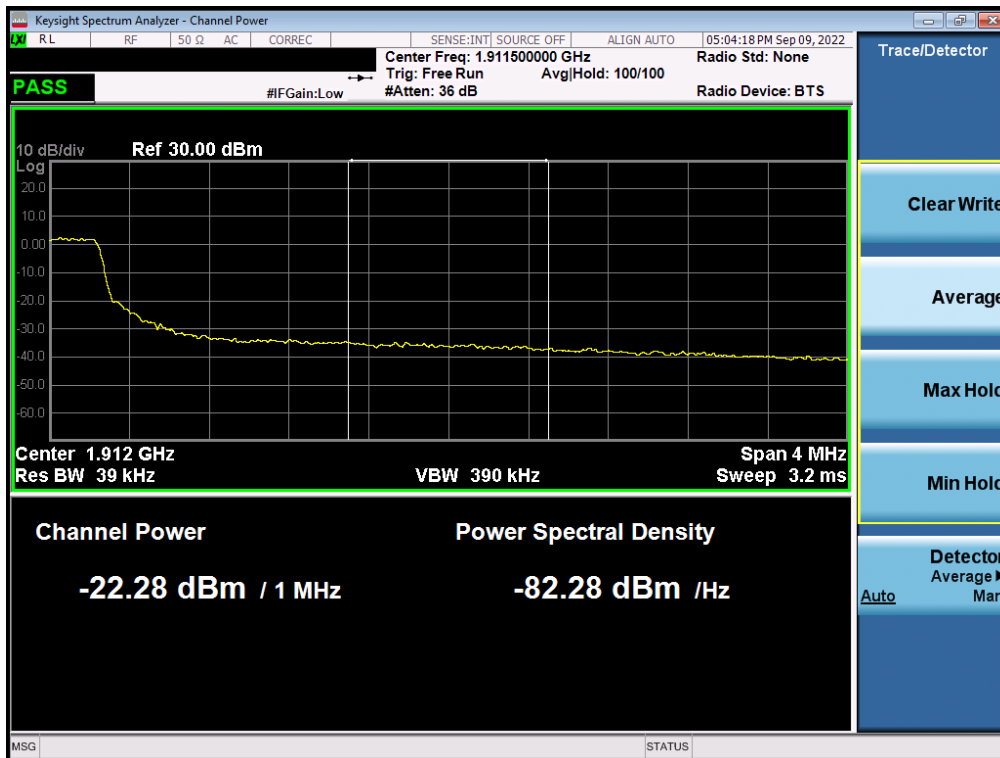


Plot 7-143. Extended Lower Band Edge Plot (LTE Band 25/2 - 5MHz QPSK – Full RB - ANT A)

| | | | |
|---|---------------------------------------|-------------------------------|-----------------------------------|
| FCC ID: A3LSMS918U | PART 24 MEASUREMENT REPORT | | Approved by: Technical Manager |
| Test Report S/N: 1M2209010098-06.A3L | Test Dates: 9/12/2022 - 11/08/2022 | EUT Type: Portable Handset | Page 96 of 229 |



Plot 7-144. Upper Band Edge Plot (LTE Band 2 - 5MHz QPSK – Full RB - ANT A)

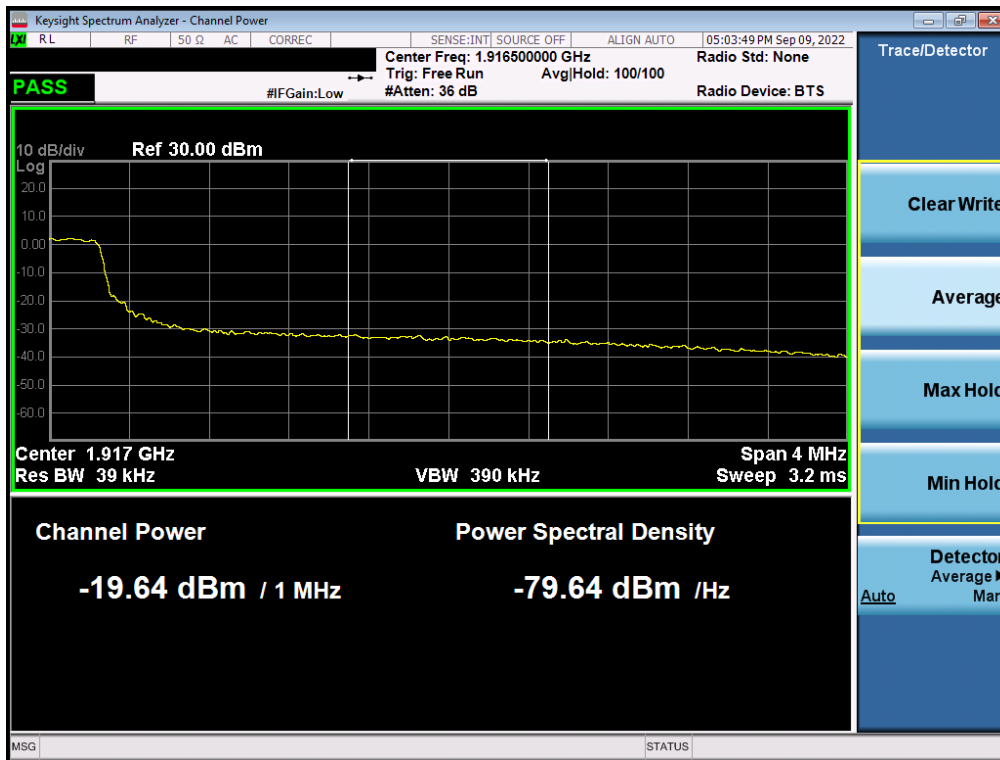


Plot 7-145. Extended Upper Band Edge Plot (LTE Band 2 - 5MHz QPSK – Full RB - ANT A)

| | | | |
|---|---------------------------------------|-------------------------------|-----------------------------------|
| FCC ID: A3LSMS918U | PART 24 MEASUREMENT REPORT | | Approved by: Technical Manager |
| Test Report S/N: 1M2209010098-06.A3L | Test Dates: 9/12/2022 - 11/08/2022 | EUT Type: Portable Handset | Page 97 of 229 |

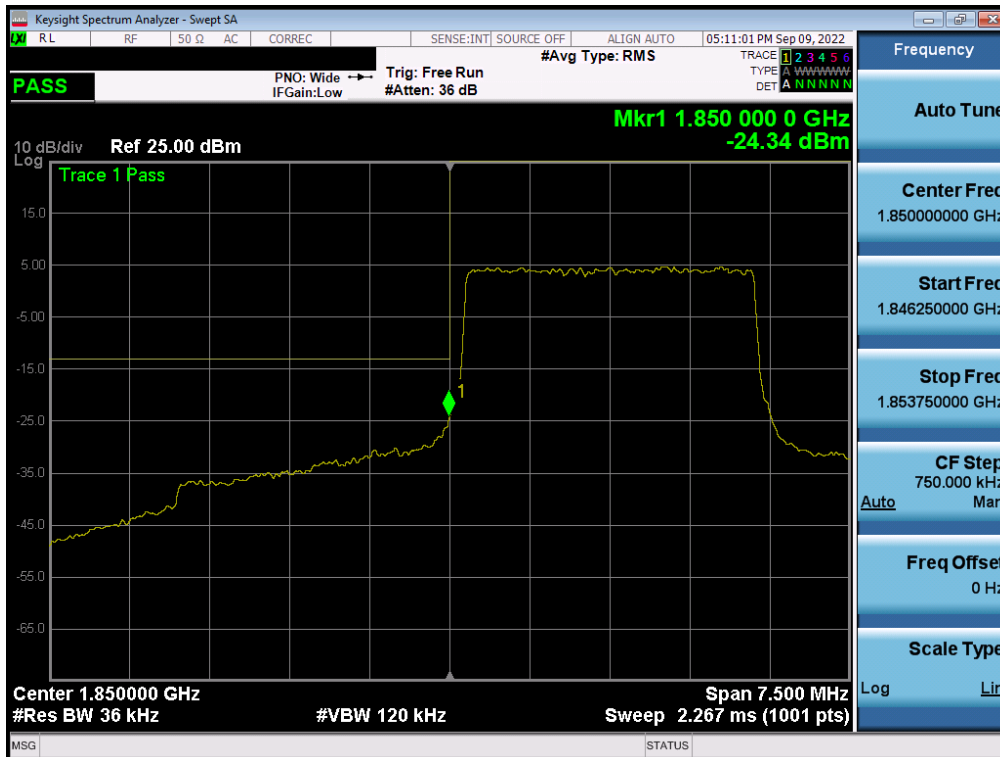


Plot 7-146. Upper Band Edge Plot (LTE Band 25 - 5MHz QPSK – Full RB - ANT A)

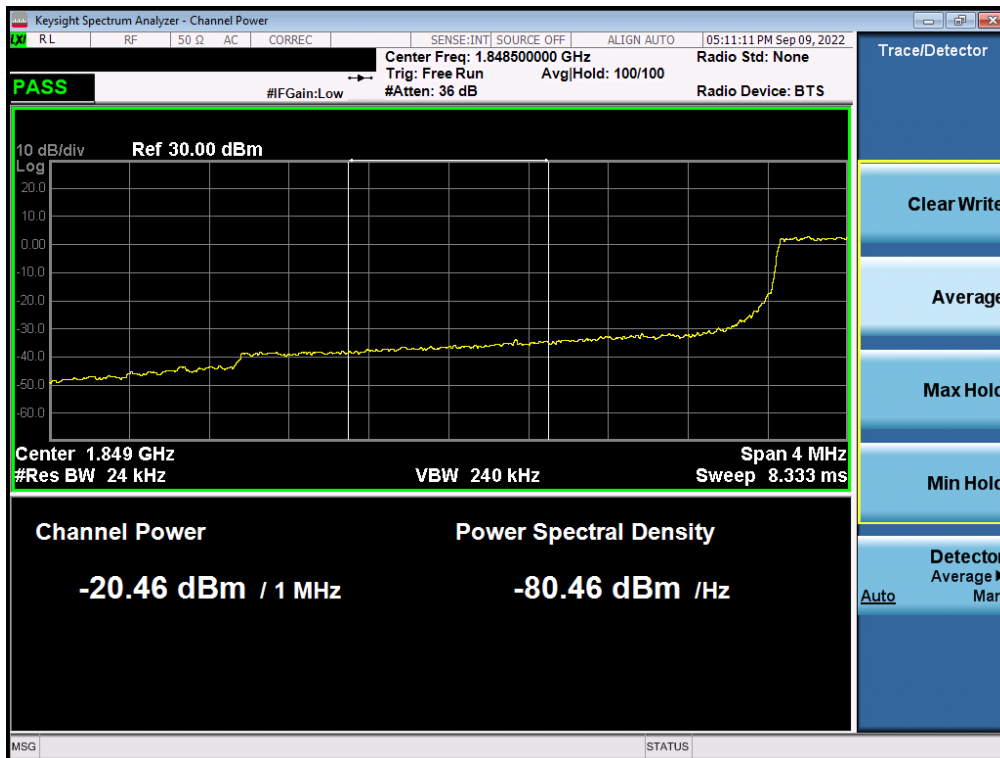


Plot 7-147. Extended Upper Band Edge Plot (LTE Band 25 - 5MHz QPSK – Full RB - ANT A)

| | | | |
|---|---------------------------------------|-------------------------------|-----------------------------------|
| FCC ID: A3LSMS918U | PART 24 MEASUREMENT REPORT | | Approved by: Technical Manager |
| Test Report S/N: 1M2209010098-06.A3L | Test Dates: 9/12/2022 - 11/08/2022 | EUT Type: Portable Handset | Page 98 of 229 |



Plot 7-148. Lower Band Edge Plot (LTE Band 25/2 - 3MHz QPSK – Full RB - ANT A)

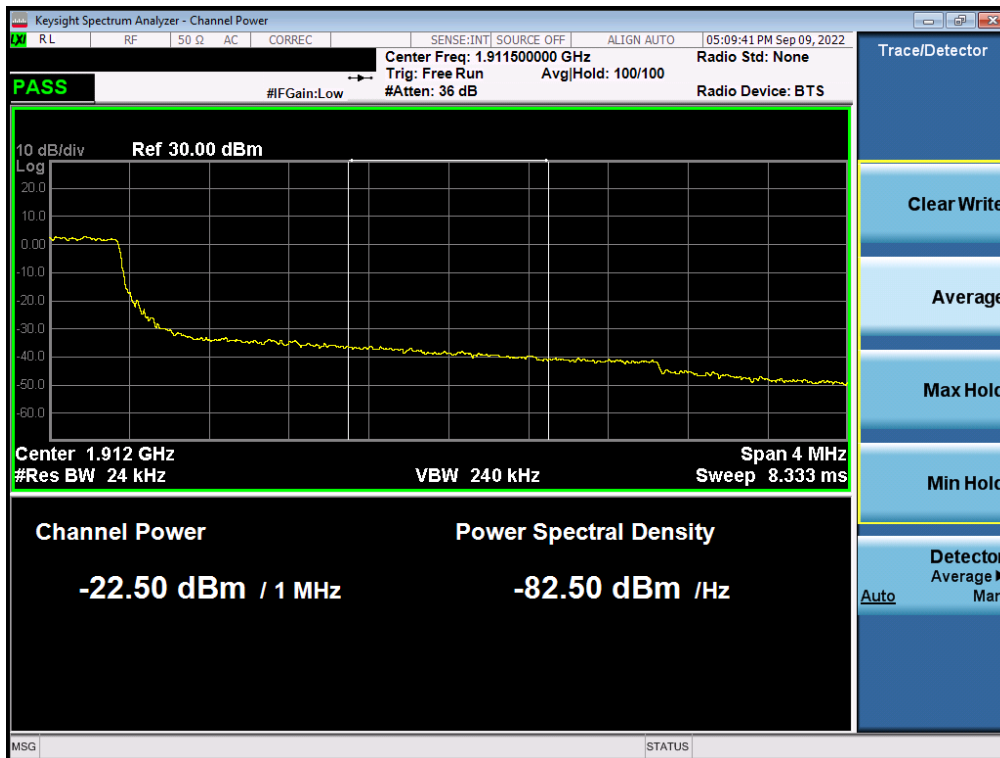


Plot 7-149. Extended Lower Band Edge Plot (LTE Band 25/2 - 3MHz QPSK – Full RB - ANT A)

| | | | |
|---|---------------------------------------|-------------------------------|-----------------------------------|
| FCC ID: A3LSMS918U | PART 24 MEASUREMENT REPORT | | Approved by: Technical Manager |
| Test Report S/N: 1M2209010098-06.A3L | Test Dates: 9/12/2022 - 11/08/2022 | EUT Type: Portable Handset | Page 99 of 229 |



Plot 7-150. Upper Band Edge Plot (LTE Band 2 - 3MHz QPSK – Full RB - ANT A)

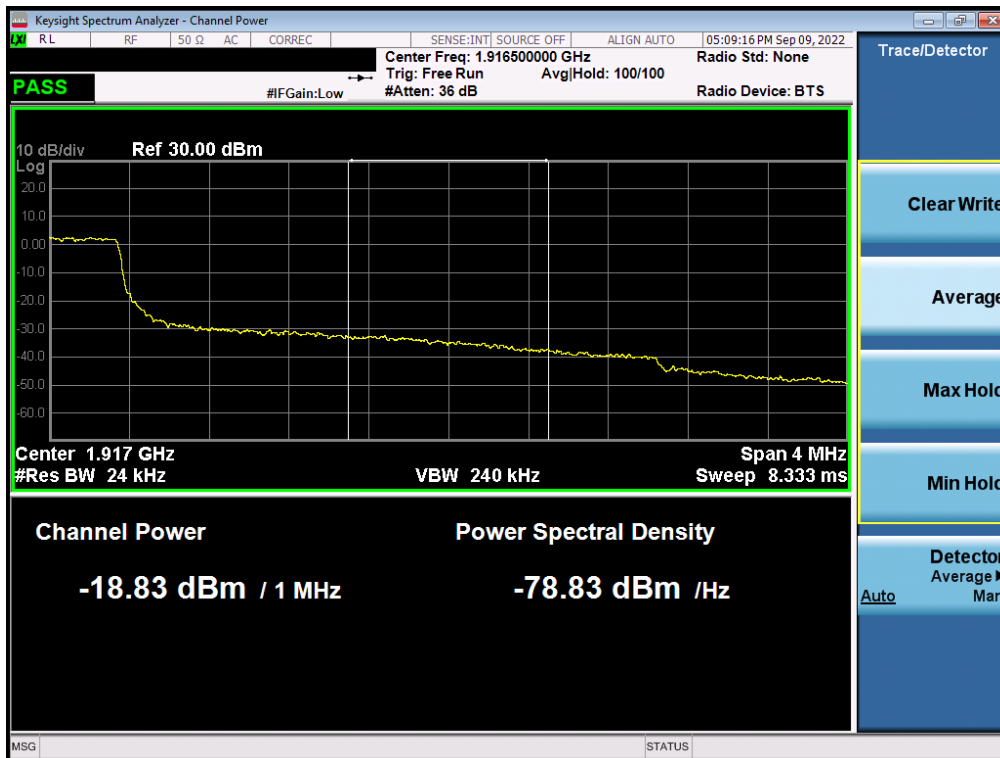


Plot 7-151. Extended Upper Band Edge Plot (LTE Band 2 - 3MHz QPSK – Full RB - ANT A)

| | | | |
|---|---------------------------------------|-------------------------------|-----------------------------------|
| FCC ID: A3LSMS918U | PART 24 MEASUREMENT REPORT | | Approved by: Technical Manager |
| Test Report S/N: 1M2209010098-06.A3L | Test Dates: 9/12/2022 - 11/08/2022 | EUT Type: Portable Handset | Page 100 of 229 |

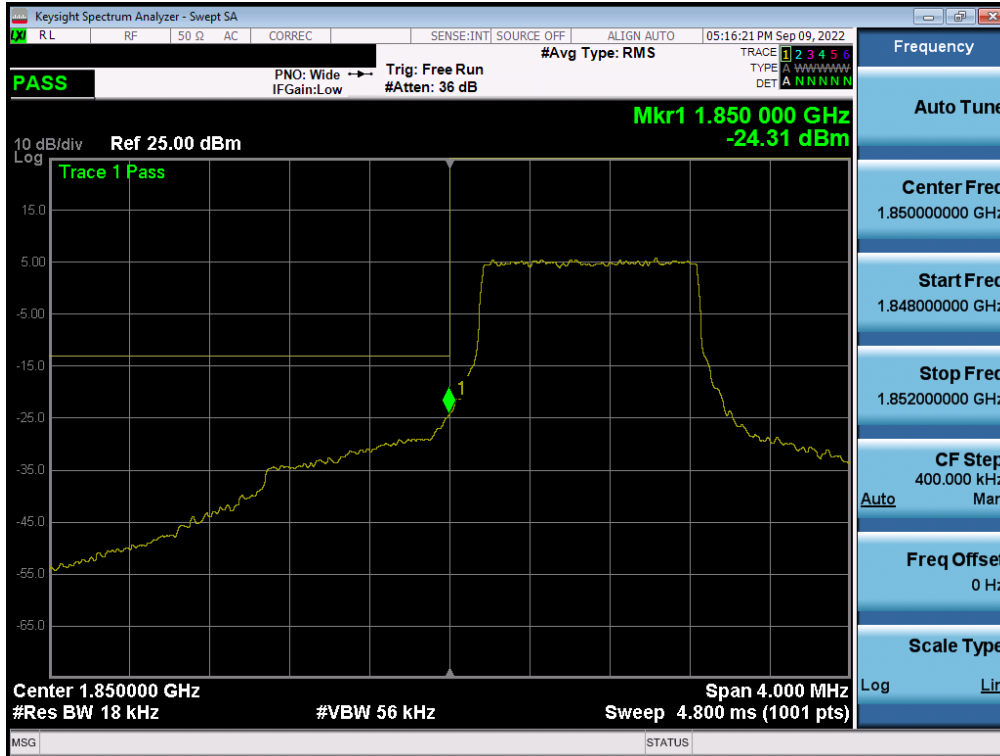


Plot 7-152. Upper Band Edge Plot (LTE Band 25 - 3MHz QPSK – Full RB - ANT A)

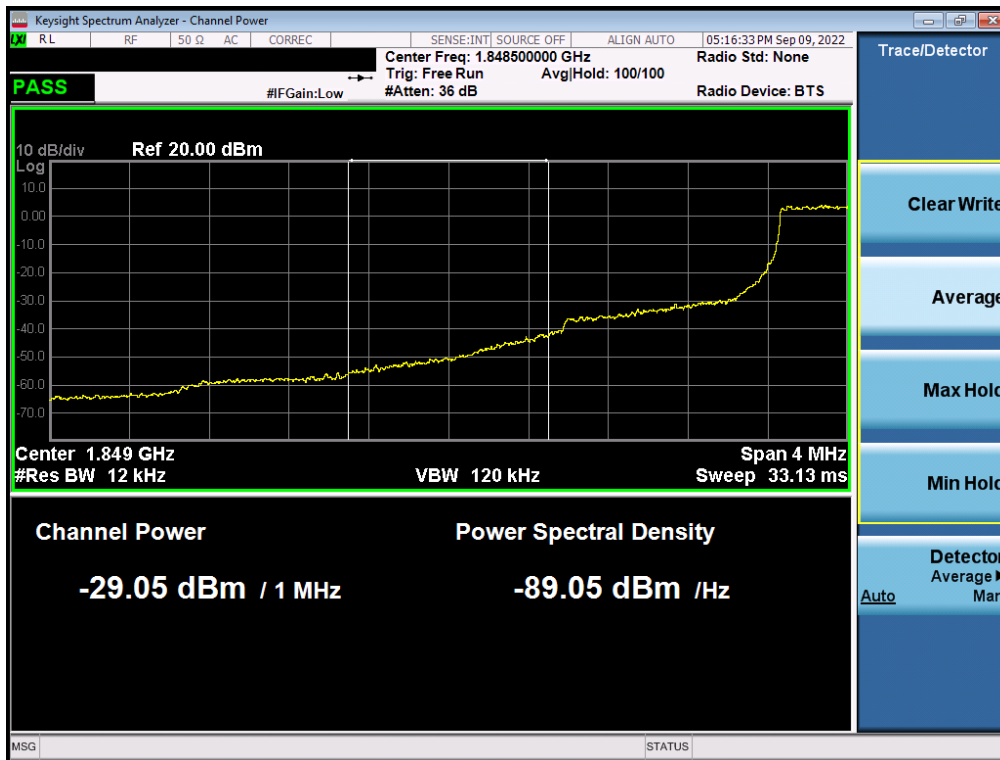


Plot 7-153. Extended Upper Band Edge Plot (LTE Band 25 - 3MHz QPSK – Full RB - ANT A)

| | | | |
|---|---------------------------------------|-------------------------------|-----------------------------------|
| FCC ID: A3LSMS918U | PART 24 MEASUREMENT REPORT | | Approved by: Technical Manager |
| Test Report S/N: 1M2209010098-06.A3L | Test Dates: 9/12/2022 - 11/08/2022 | EUT Type: Portable Handset | Page 101 of 229 |



Plot 7-154. Lower Band Edge Plot (LTE Band 25/2 – 1.4MHz QPSK – Full RB - ANT A)

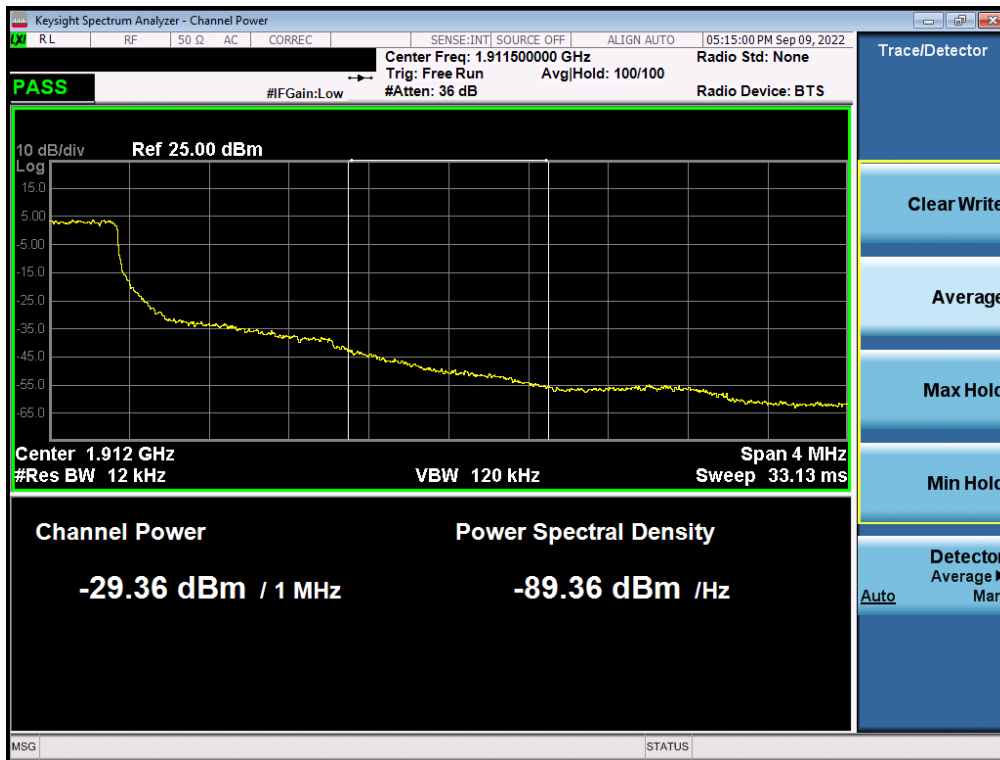


Plot 7-155. Extended Lower Band Edge Plot (LTE Band 25/2 – 1.4MHz QPSK – Full RB - ANT A)

| | | | |
|---|---------------------------------------|-------------------------------|-----------------------------------|
| FCC ID: A3LSMS918U | PART 24 MEASUREMENT REPORT | | Approved by: Technical Manager |
| Test Report S/N: 1M2209010098-06.A3L | Test Dates: 9/12/2022 - 11/08/2022 | EUT Type: Portable Handset | Page 102 of 229 |

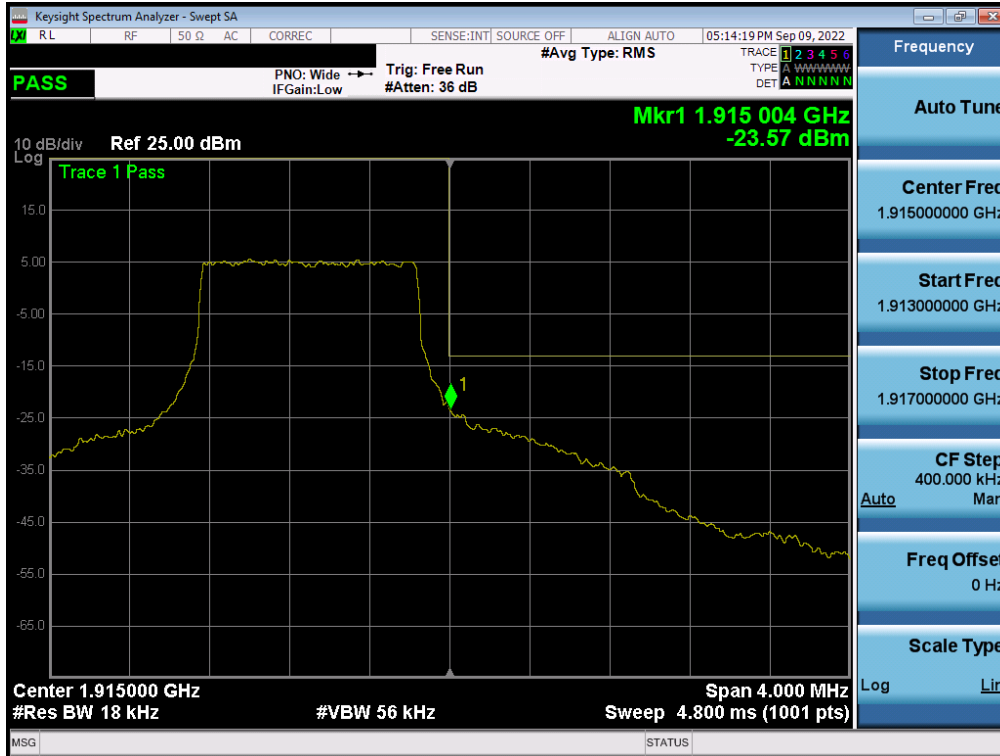


Plot 7-156. Upper Band Edge Plot (LTE Band 2 – 1.4MHz QPSK – Full RB - ANT A)

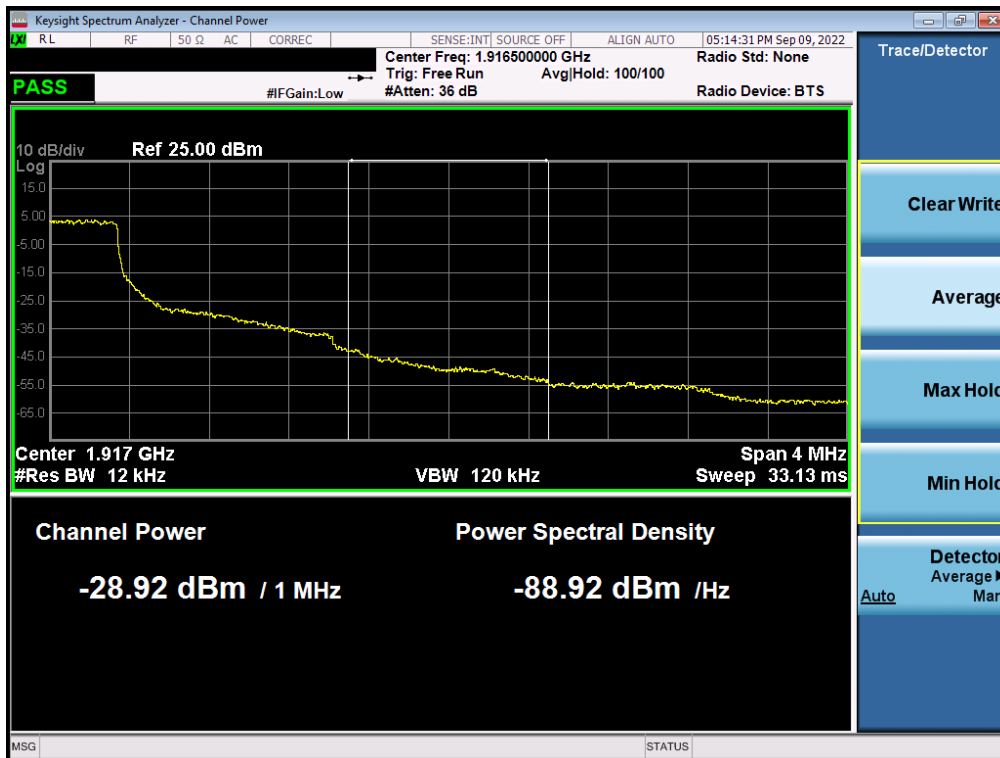


Plot 7-157. Extended Upper Band Edge Plot (LTE Band 2 – 1.4MHz QPSK – Full RB - ANT A)

| | | | |
|---|---------------------------------------|-------------------------------|-----------------------------------|
| FCC ID: A3LSMS918U | PART 24 MEASUREMENT REPORT | | Approved by: Technical Manager |
| Test Report S/N: 1M2209010098-06.A3L | Test Dates: 9/12/2022 - 11/08/2022 | EUT Type: Portable Handset | Page 103 of 229 |



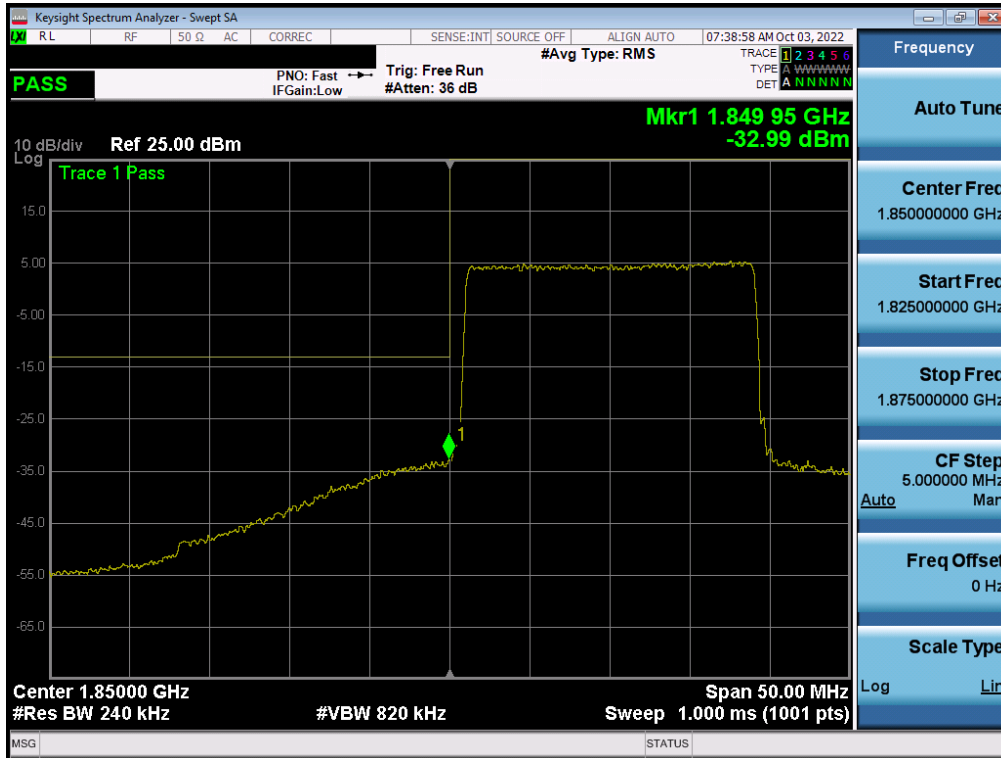
Plot 7-158. Upper Band Edge Plot (LTE Band 25 – 1.4MHz QPSK – Full RB - ANT A)



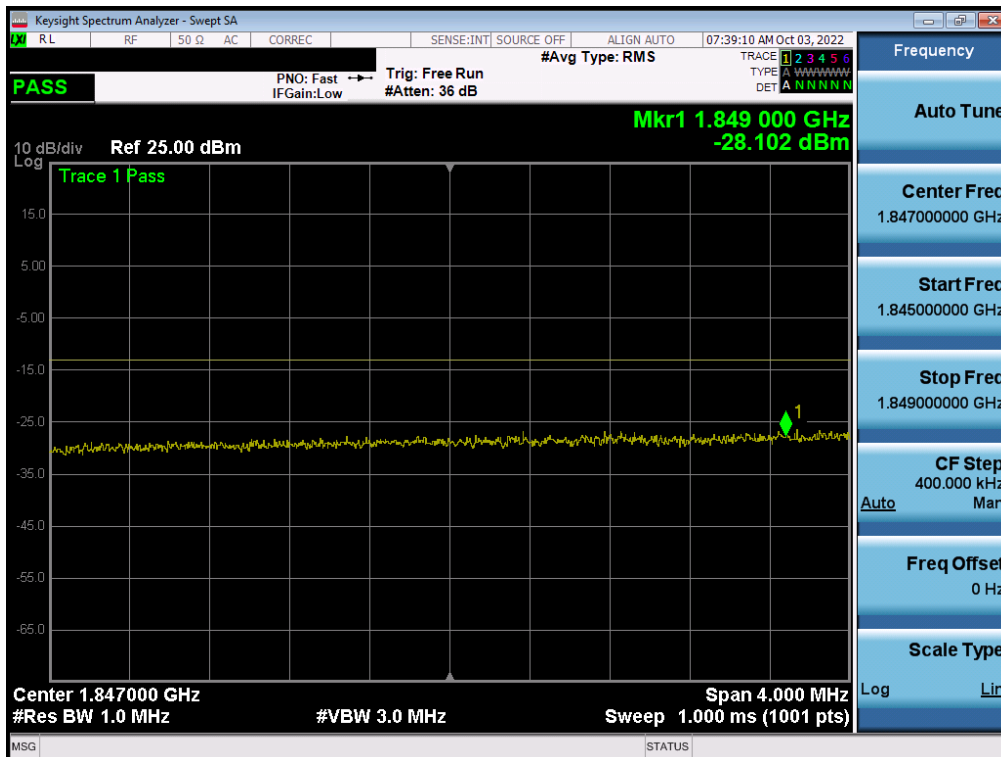
Plot 7-159. Extended Upper Band Edge Plot (LTE Band 25 – 1.4MHz QPSK – Full RB - ANT A)

| | | | |
|---|---------------------------------------|-------------------------------|-----------------------------------|
| FCC ID: A3LSMS918U | PART 24 MEASUREMENT REPORT | | Approved by: Technical Manager |
| Test Report S/N: 1M2209010098-06.A3L | Test Dates: 9/12/2022 - 11/08/2022 | EUT Type: Portable Handset | Page 104 of 229 |

LTE Band 25/2 – ANT F

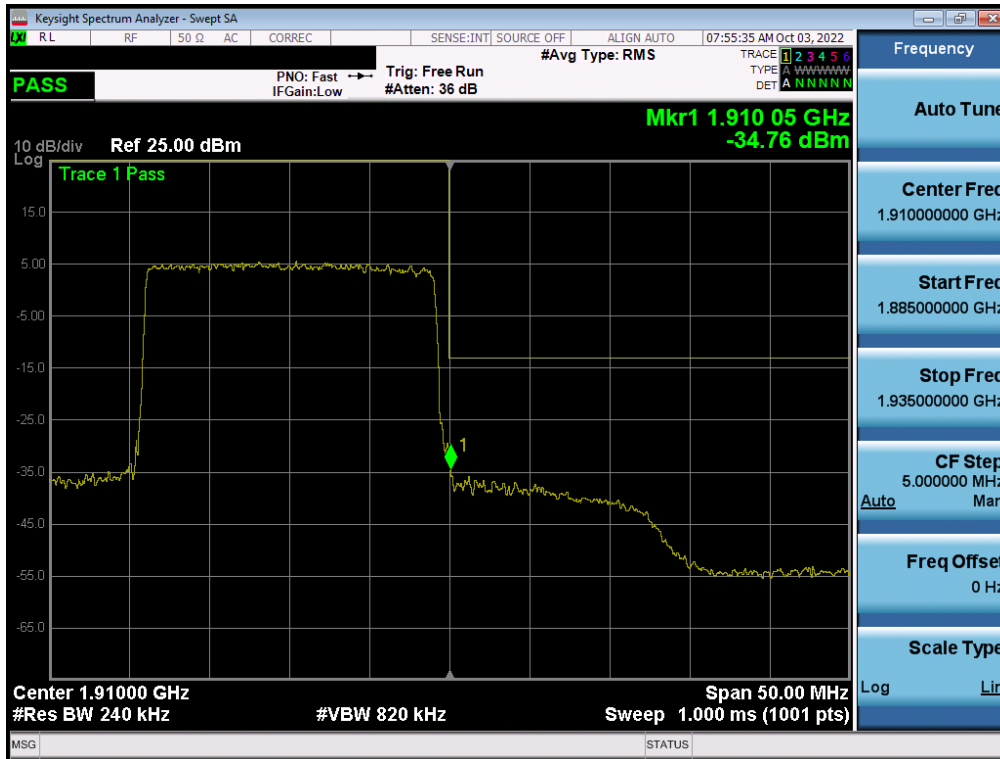


Plot 7-160. Lower Band Edge Plot (LTE Band 25/2 - 20MHz QPSK – Full RB - ANT F)

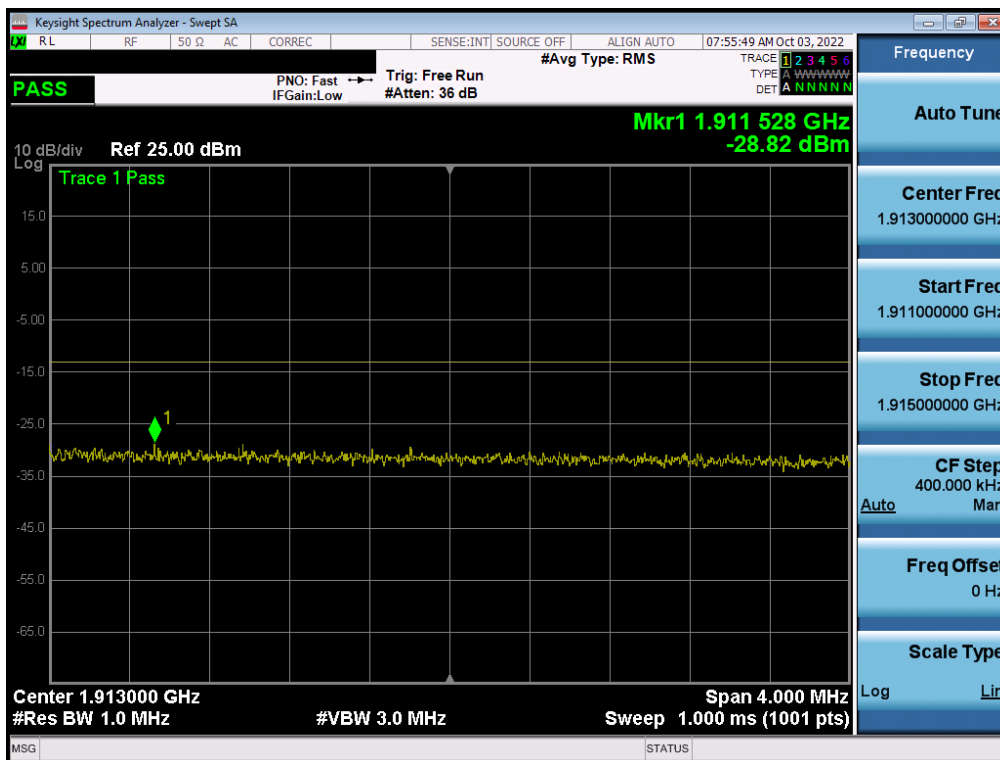


Plot 7-161. Extended Lower Band Edge Plot (LTE Band 25/2 - 20MHz QPSK – Full RB - ANT F)

| | | | |
|---|---------------------------------------|-------------------------------|-----------------------------------|
| FCC ID: A3LSMS918U | PART 24 MEASUREMENT REPORT | | Approved by: Technical Manager |
| Test Report S/N: 1M2209010098-06.A3L | Test Dates: 9/12/2022 - 11/08/2022 | EUT Type: Portable Handset | Page 105 of 229 |



Plot 7-162. Upper Band Edge Plot (LTE Band 2 - 20MHz QPSK – Full RB - ANT F)

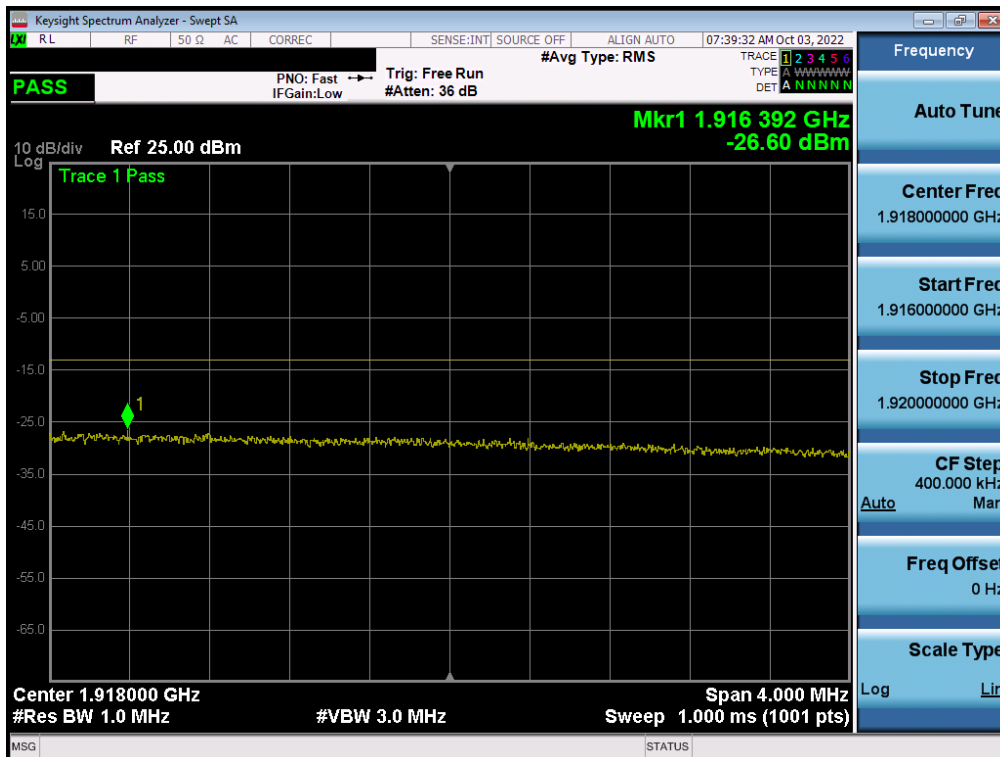


Plot 7-163. Extended Upper Band Edge Plot (LTE Band 2 - 20MHz QPSK – Full RB - ANT F)

| | | | |
|---|---------------------------------------|-------------------------------|-----------------------------------|
| FCC ID: A3LSMS918U | PART 24 MEASUREMENT REPORT | | Approved by: Technical Manager |
| Test Report S/N: 1M2209010098-06.A3L | Test Dates: 9/12/2022 - 11/08/2022 | EUT Type: Portable Handset | Page 106 of 229 |



Plot 7-164. Upper Band Edge Plot (LTE Band 25 - 20MHz QPSK – Full RB - ANT F)

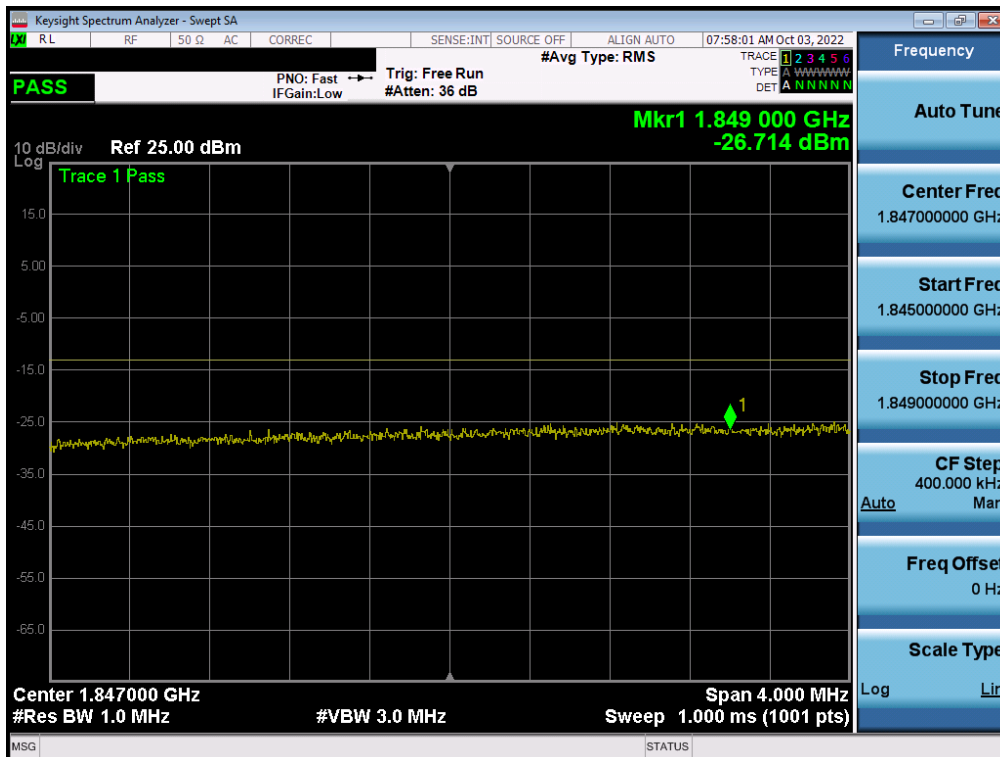


Plot 7-165. Extended Upper Band Edge Plot (LTE Band 25 - 20MHz QPSK – Full RB - ANT F)

| | | | |
|---|---------------------------------------|-------------------------------|-----------------------------------|
| FCC ID: A3LSMS918U | PART 24 MEASUREMENT REPORT | | Approved by: Technical Manager |
| Test Report S/N: 1M2209010098-06.A3L | Test Dates: 9/12/2022 - 11/08/2022 | EUT Type: Portable Handset | Page 107 of 229 |

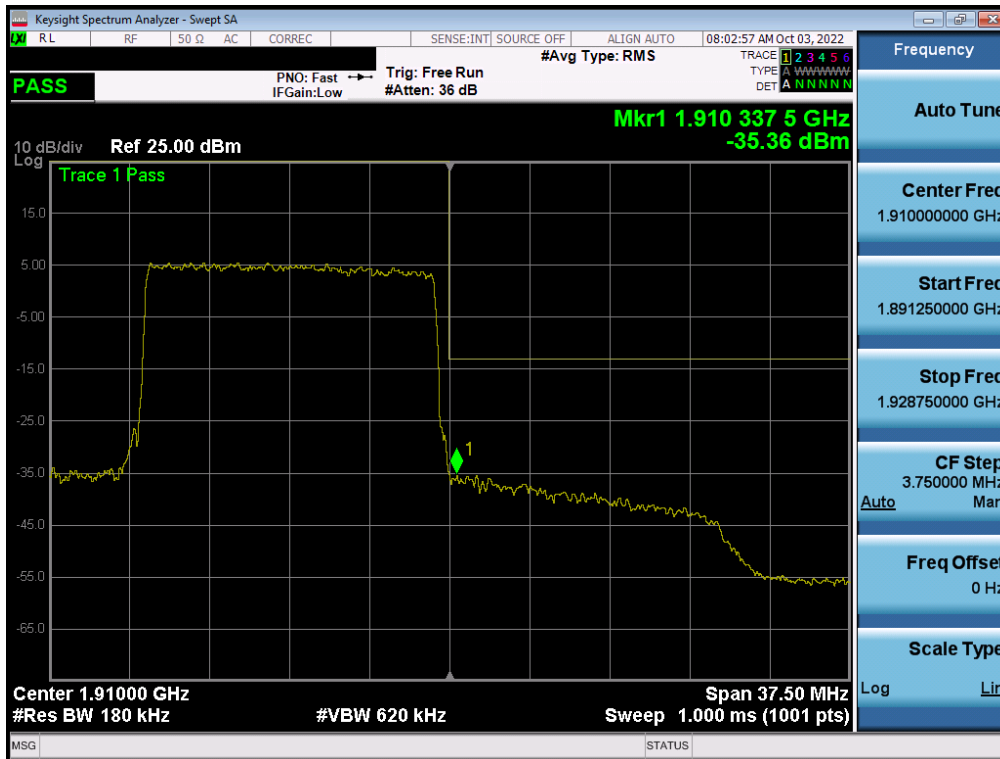


Plot 7-166. Lower Band Edge Plot (LTE Band 25/2 - 15MHz QPSK – Full RB - ANT F)

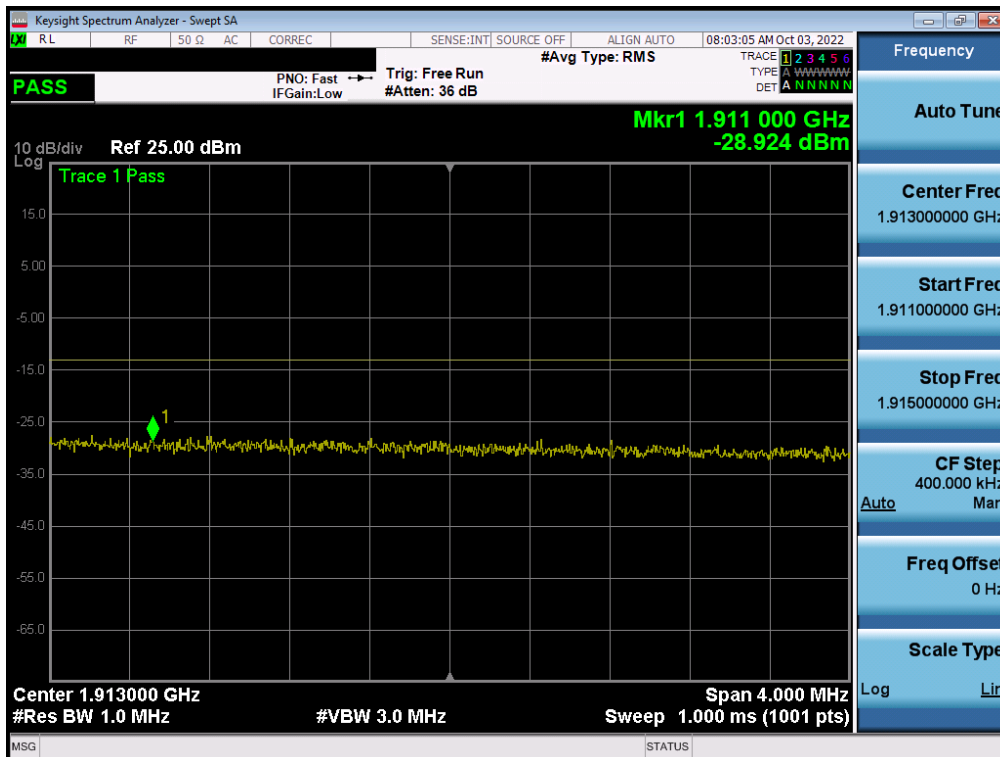


Plot 7-167. Extended Lower Band Edge Plot (LTE Band 25/2 - 15MHz QPSK – Full RB - ANT F)

| | | | |
|---|---------------------------------------|-------------------------------|-----------------------------------|
| FCC ID: A3LSMS918U | PART 24 MEASUREMENT REPORT | | Approved by: Technical Manager |
| Test Report S/N: 1M2209010098-06.A3L | Test Dates: 9/12/2022 - 11/08/2022 | EUT Type: Portable Handset | Page 108 of 229 |



Plot 7-168. Upper Band Edge Plot (LTE Band 2 - 15MHz QPSK – Full RB - ANT F)

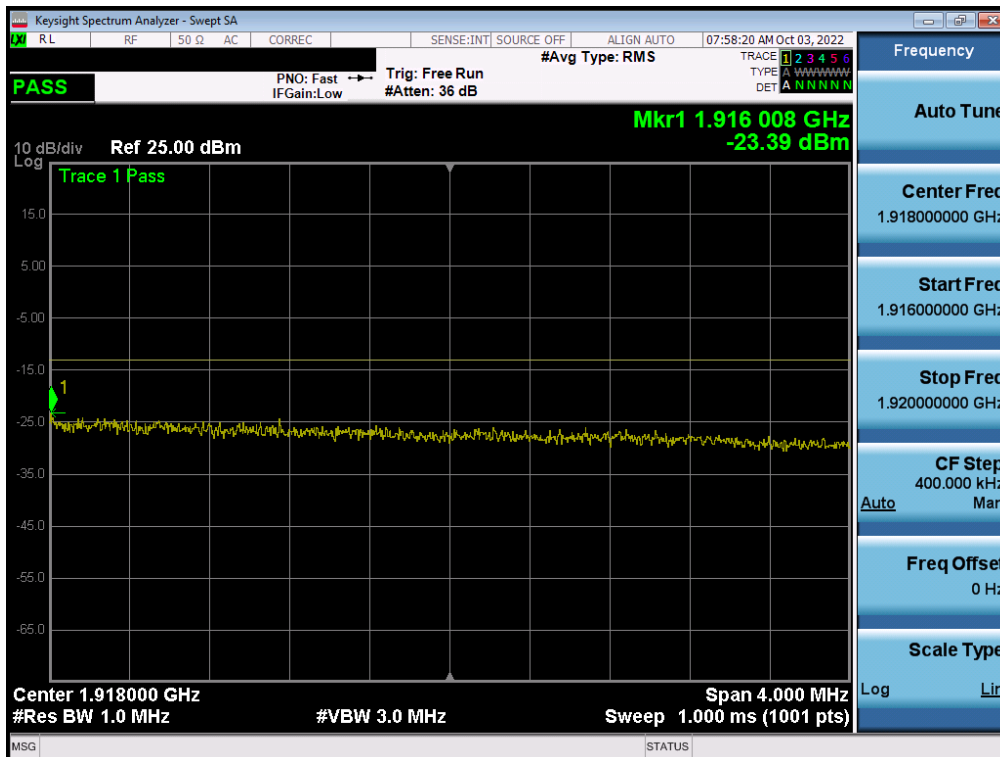


Plot 7-169. Extended Upper Band Edge Plot (LTE Band 2 - 15MHz QPSK – Full RB - ANT F)

| | | | |
|---|---------------------------------------|-------------------------------|-----------------------------------|
| FCC ID: A3LSMS918U | PART 24 MEASUREMENT REPORT | | Approved by: Technical Manager |
| Test Report S/N: 1M2209010098-06.A3L | Test Dates: 9/12/2022 - 11/08/2022 | EUT Type: Portable Handset | Page 109 of 229 |

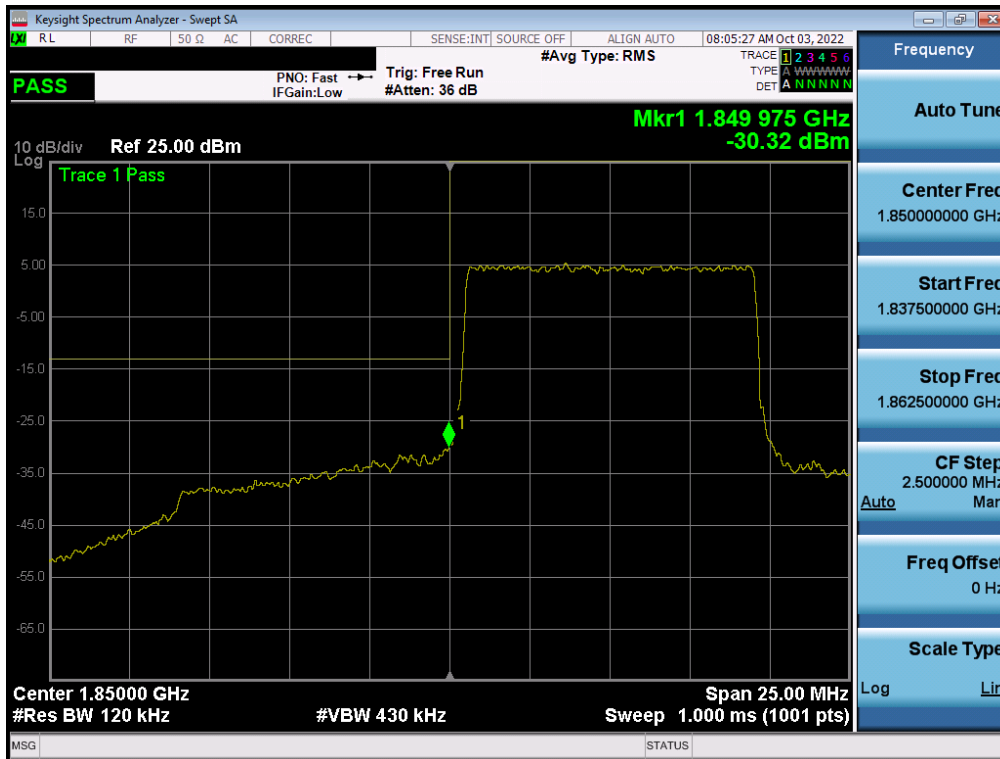


Plot 7-170. Upper Band Edge Plot (LTE Band 25 - 15MHz QPSK – Full RB - ANT F)

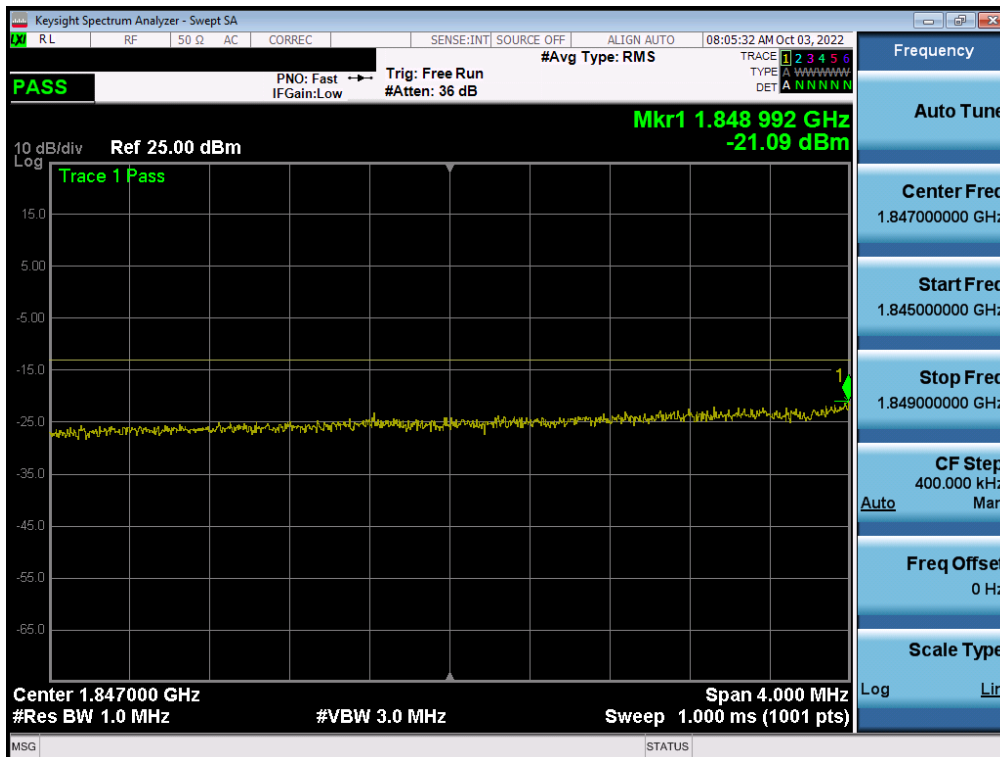


Plot 7-171. Extended Upper Band Edge Plot (LTE Band 25 - 15MHz QPSK – Full RB - ANT F)

| | | | |
|---|---------------------------------------|-------------------------------|-----------------------------------|
| FCC ID: A3LSMS918U | PART 24 MEASUREMENT REPORT | | Approved by: Technical Manager |
| Test Report S/N: 1M2209010098-06.A3L | Test Dates: 9/12/2022 - 11/08/2022 | EUT Type: Portable Handset | Page 110 of 229 |



Plot 7-172. Lower Band Edge Plot (LTE Band 25/2 - 10MHz QPSK – Full RB - ANT F)

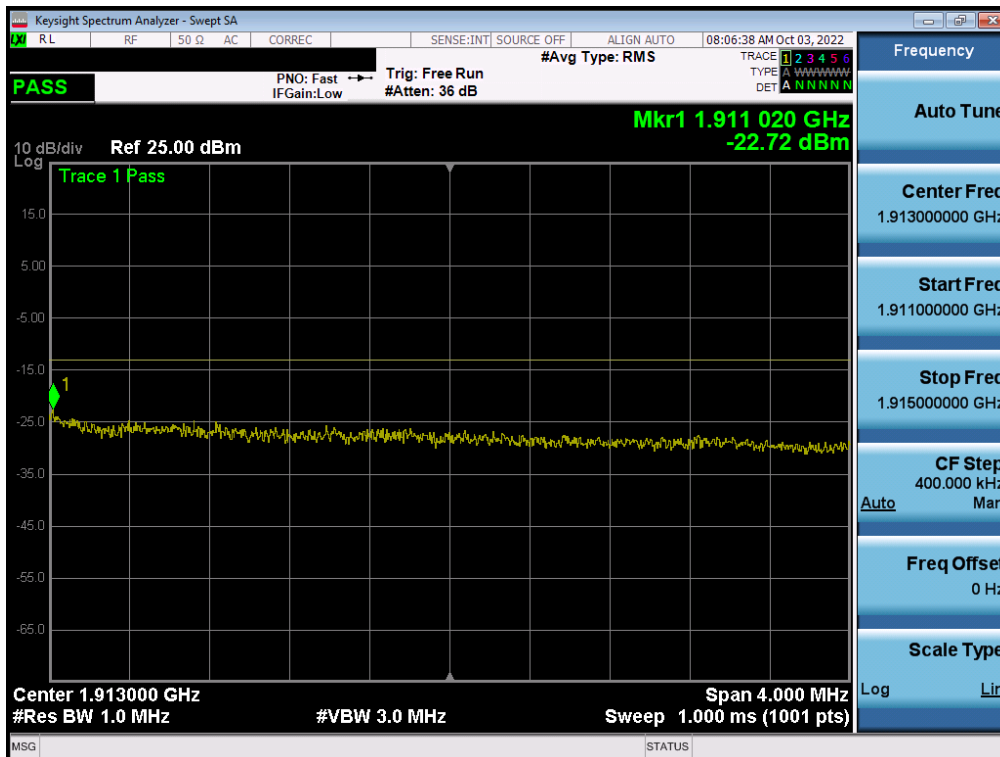


Plot 7-173. Extended Lower Band Edge Plot (LTE Band 25/2 - 10MHz QPSK – Full RB - ANT F)

| | | | |
|---|---------------------------------------|-------------------------------|-----------------------------------|
| FCC ID: A3LSMS918U | PART 24 MEASUREMENT REPORT | | Approved by: Technical Manager |
| Test Report S/N: 1M2209010098-06.A3L | Test Dates: 9/12/2022 - 11/08/2022 | EUT Type: Portable Handset | Page 111 of 229 |



Plot 7-174. Upper Band Edge Plot (LTE Band 2 - 10MHz QPSK – Full RB - ANT F)

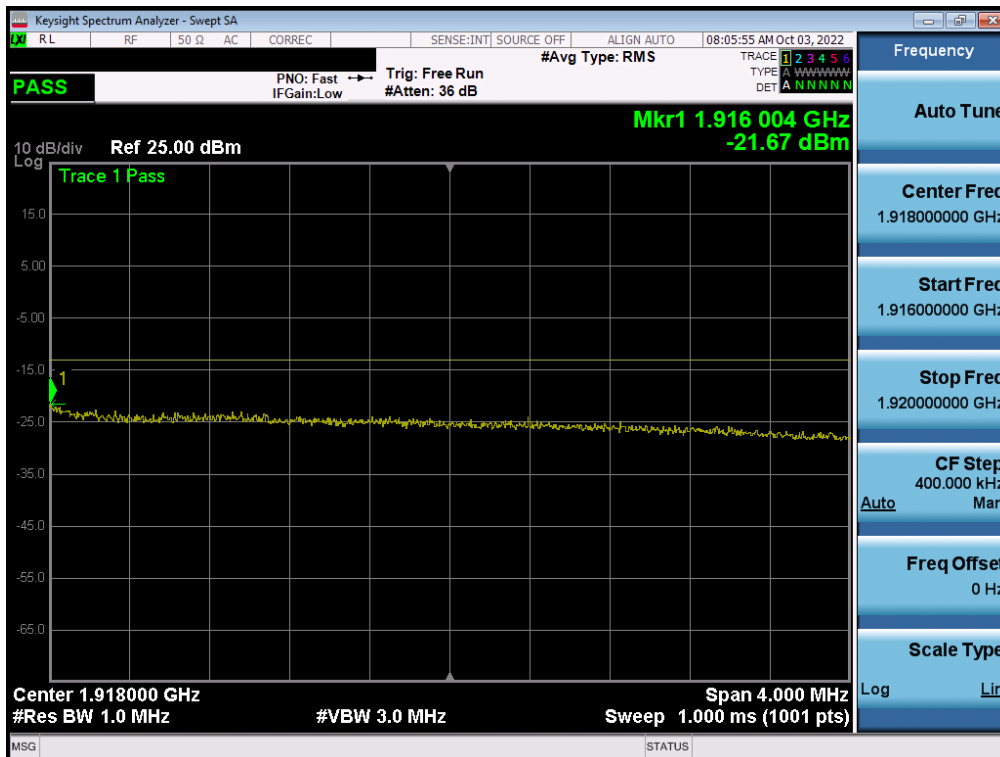


Plot 7-175. Extended Upper Band Edge Plot (LTE Band 2 - 10MHz QPSK – Full RB - ANT F)

| | | | |
|---|---------------------------------------|-------------------------------|-----------------------------------|
| FCC ID: A3LSMS918U | PART 24 MEASUREMENT REPORT | | Approved by: Technical Manager |
| Test Report S/N: 1M2209010098-06.A3L | Test Dates: 9/12/2022 - 11/08/2022 | EUT Type: Portable Handset | Page 112 of 229 |

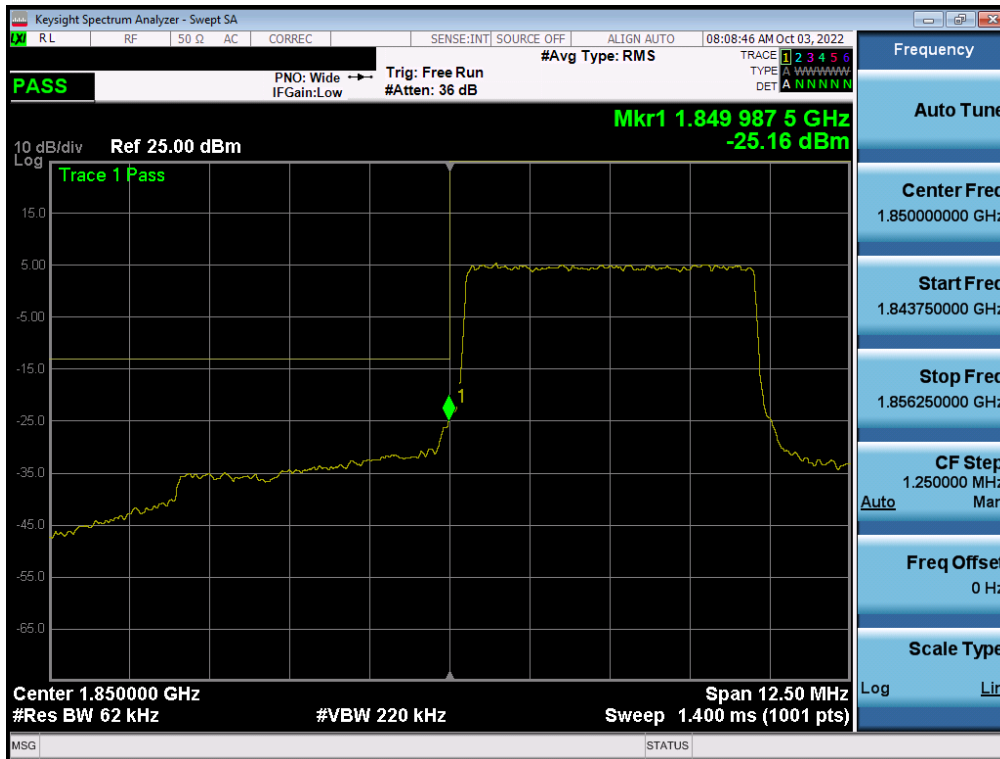


Plot 7-176. Upper Band Edge Plot (LTE Band 25 - 10MHz QPSK – Full RB - ANT F)

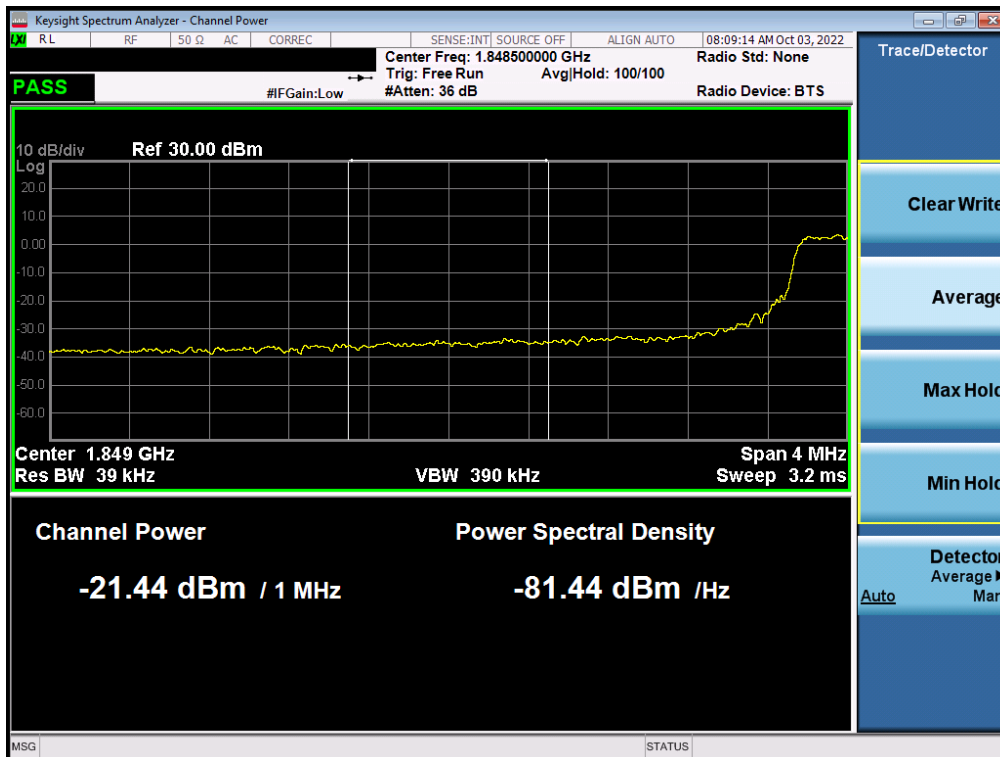


Plot 7-177. Extended Upper Band Edge Plot (LTE Band 25 - 10MHz QPSK – Full RB - ANT F)

| | | | |
|---|---------------------------------------|-------------------------------|-----------------------------------|
| FCC ID: A3LSMS918U | PART 24 MEASUREMENT REPORT | | Approved by: Technical Manager |
| Test Report S/N: 1M2209010098-06.A3L | Test Dates: 9/12/2022 - 11/08/2022 | EUT Type: Portable Handset | Page 113 of 229 |

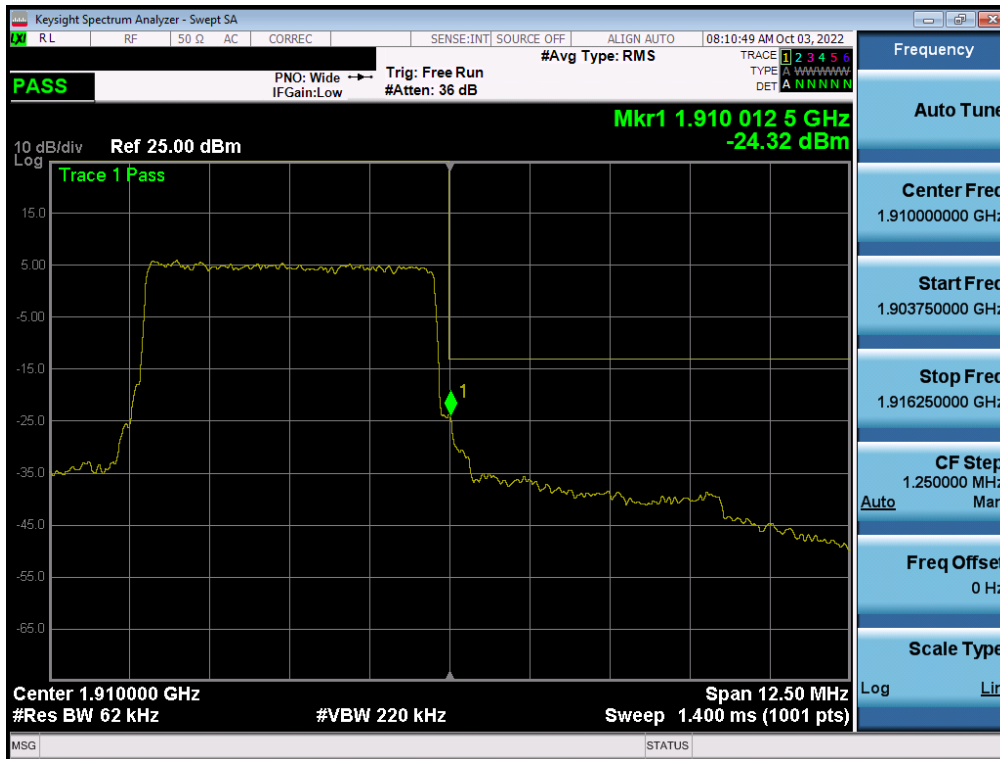


Plot 7-178. Lower Band Edge Plot (LTE Band 25/2 - 5MHz QPSK – Full RB - ANT F)

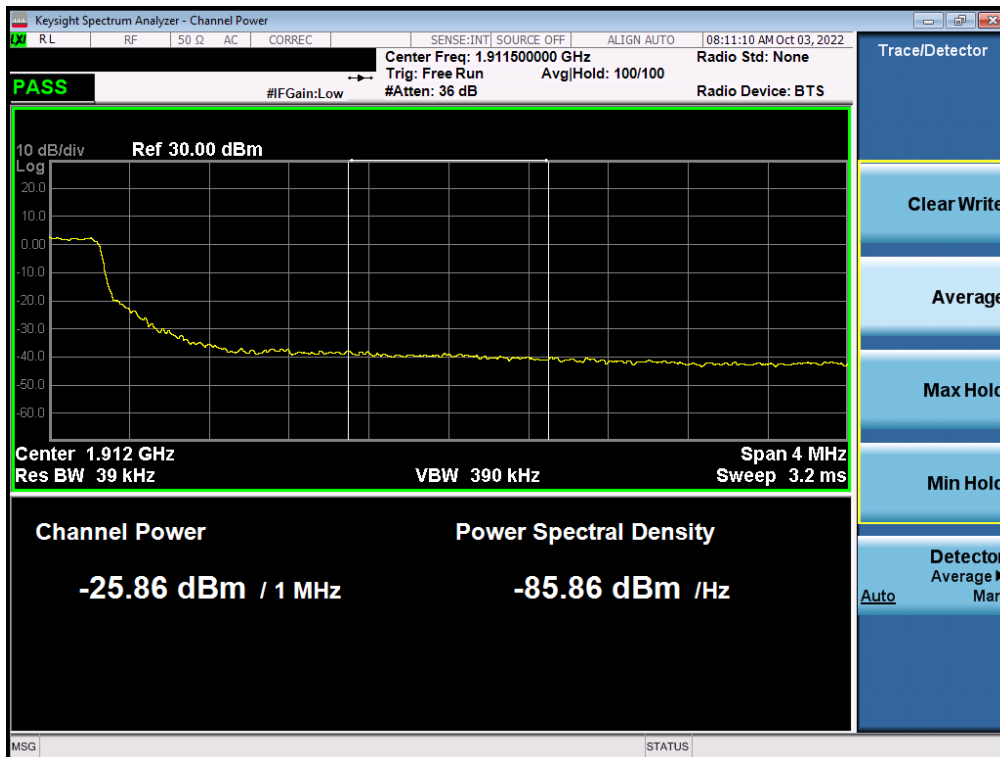


Plot 7-179. Extended Lower Band Edge Plot (LTE Band 25/2 - 5MHz QPSK – Full RB - ANT F)

| | | | |
|---|---------------------------------------|-------------------------------|-----------------------------------|
| FCC ID: A3LSMS918U | PART 24 MEASUREMENT REPORT | | Approved by: Technical Manager |
| Test Report S/N: 1M2209010098-06.A3L | Test Dates: 9/12/2022 - 11/08/2022 | EUT Type: Portable Handset | Page 114 of 229 |



Plot 7-180. Upper Band Edge Plot (LTE Band 2 - 5MHz QPSK – Full RB - ANT F)

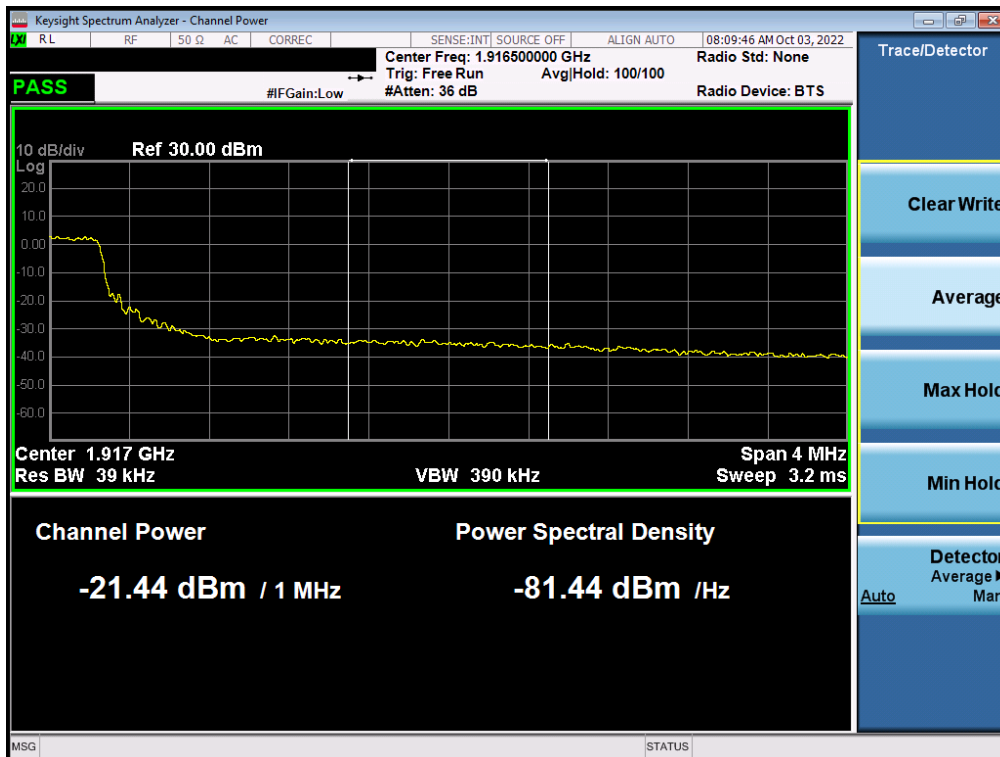


Plot 7-181. Extended Upper Band Edge Plot (LTE Band 2 - 5MHz QPSK – Full RB - ANT F)

| | | | |
|---|---------------------------------------|-------------------------------|-----------------------------------|
| FCC ID: A3LSMS918U | PART 24 MEASUREMENT REPORT | | Approved by: Technical Manager |
| Test Report S/N: 1M2209010098-06.A3L | Test Dates: 9/12/2022 - 11/08/2022 | EUT Type: Portable Handset | Page 115 of 229 |

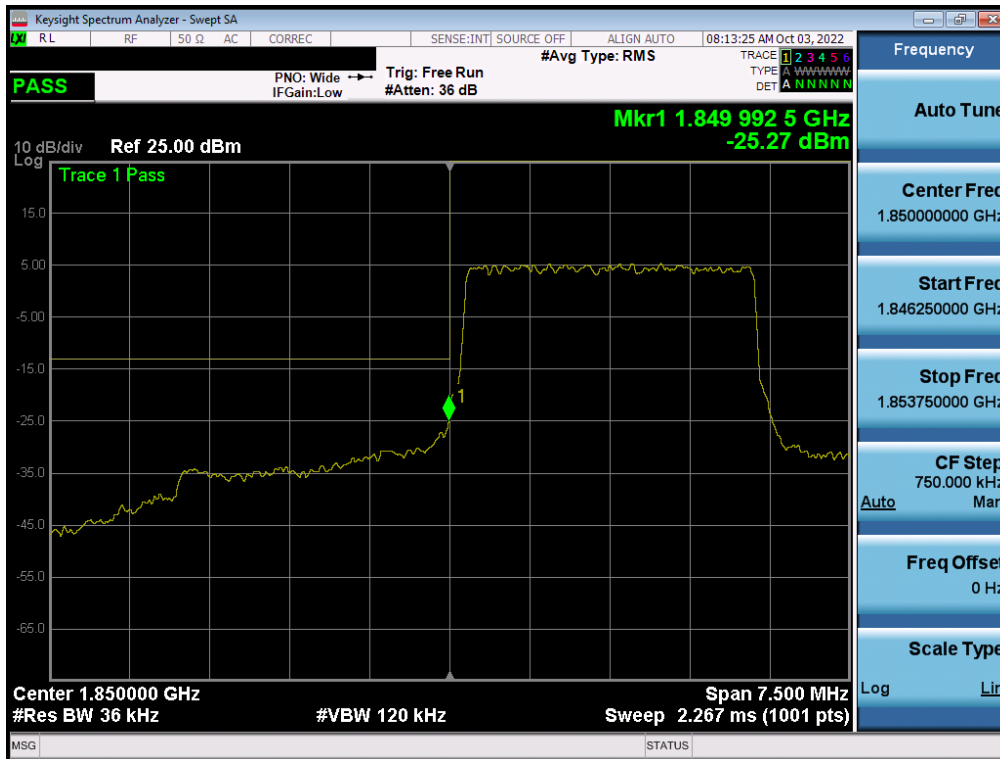


Plot 7-182. Upper Band Edge Plot (LTE Band 25 - 5MHz QPSK – Full RB - ANT F)

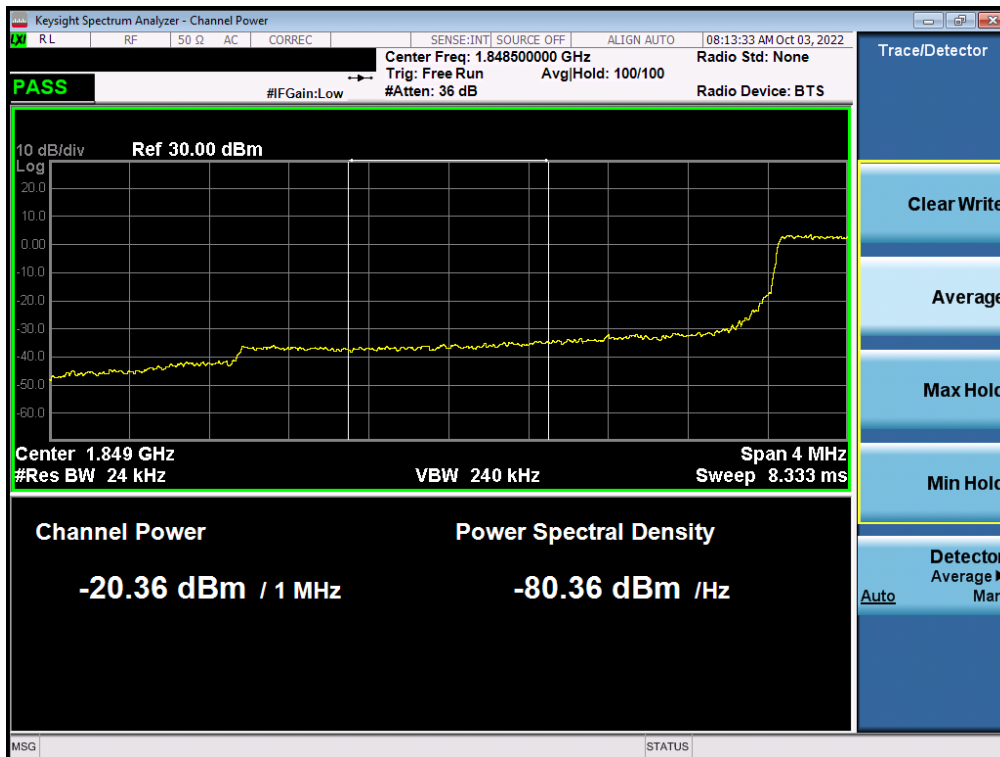


Plot 7-183. Extended Upper Band Edge Plot (LTE Band 25 - 5MHz QPSK – Full RB - ANT F)

| | | | |
|---|---------------------------------------|-------------------------------|-----------------------------------|
| FCC ID: A3LSMS918U | PART 24 MEASUREMENT REPORT | | Approved by: Technical Manager |
| Test Report S/N: 1M2209010098-06.A3L | Test Dates: 9/12/2022 - 11/08/2022 | EUT Type: Portable Handset | Page 116 of 229 |



Plot 7-184. Lower Band Edge Plot (LTE Band 25/2 - 3MHz QPSK – Full RB - ANT F)

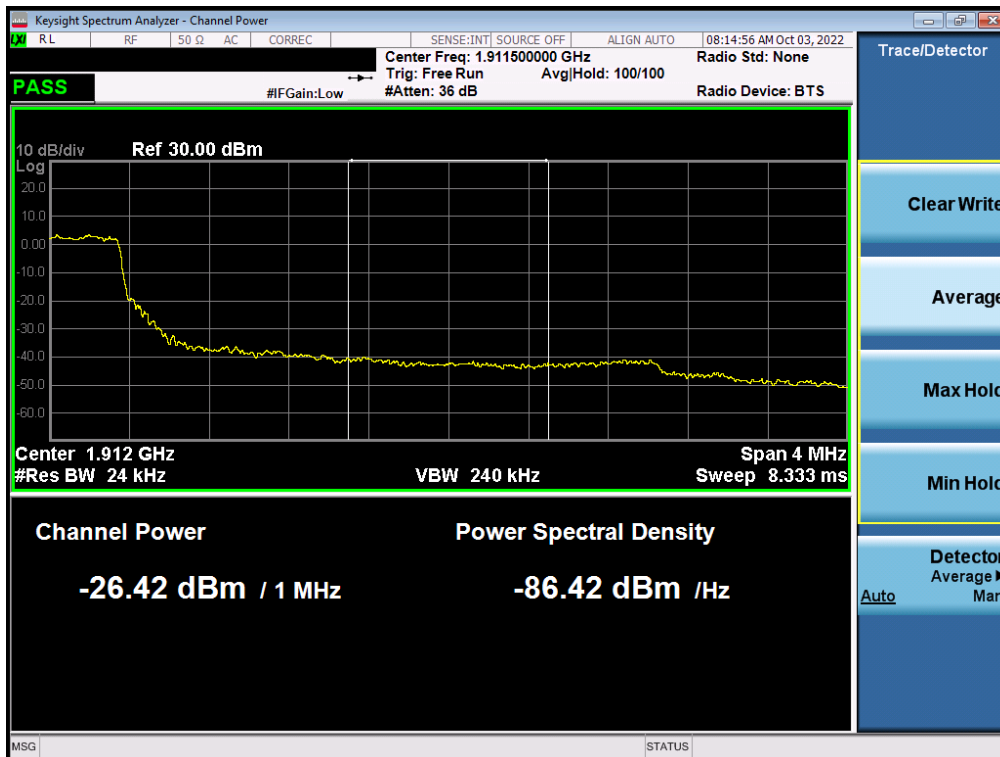


Plot 7-185. Extended Lower Band Edge Plot (LTE Band 25/2 - 3MHz QPSK – Full RB - ANT F)

| | | | |
|---|---------------------------------------|-------------------------------|-----------------------------------|
| FCC ID: A3LSMS918U | PART 24 MEASUREMENT REPORT | | Approved by: Technical Manager |
| Test Report S/N: 1M2209010098-06.A3L | Test Dates: 9/12/2022 - 11/08/2022 | EUT Type: Portable Handset | Page 117 of 229 |



Plot 7-186. Upper Band Edge Plot (LTE Band 2 - 3MHz QPSK – Full RB - ANT F)

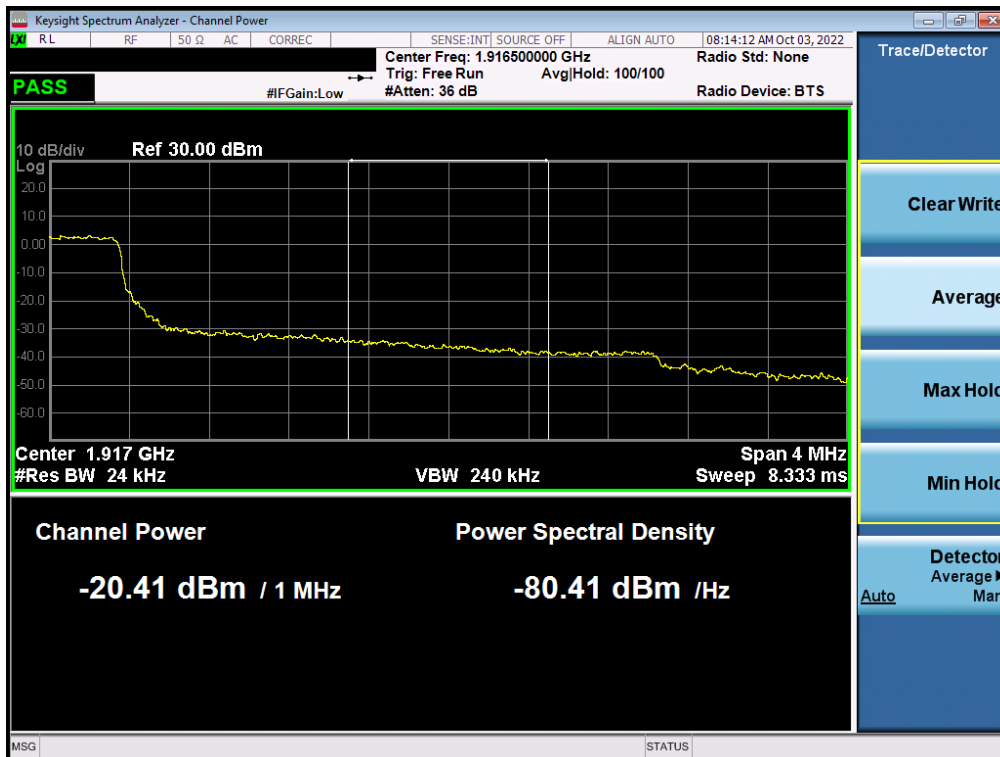


Plot 7-187. Extended Upper Band Edge Plot (LTE Band 2 - 3MHz QPSK – Full RB - ANT F)

| | | | |
|---|---------------------------------------|-------------------------------|-----------------------------------|
| FCC ID: A3LSMS918U | PART 24 MEASUREMENT REPORT | | Approved by: Technical Manager |
| Test Report S/N: 1M2209010098-06.A3L | Test Dates: 9/12/2022 - 11/08/2022 | EUT Type: Portable Handset | Page 118 of 229 |

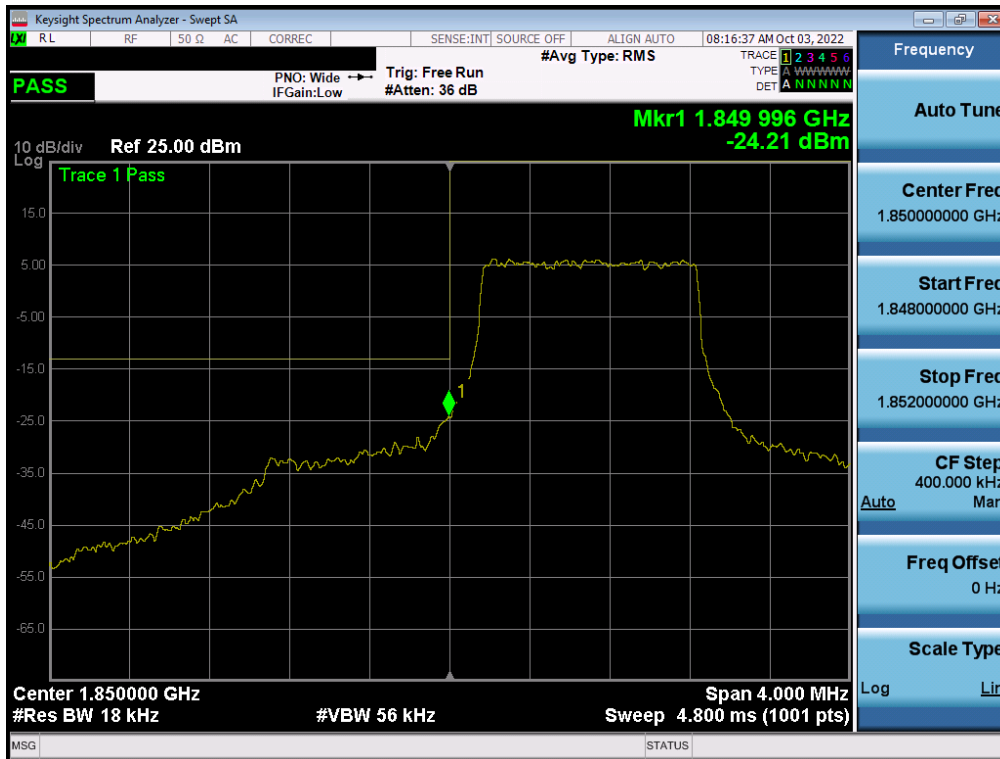


Plot 7-188. Upper Band Edge Plot (LTE Band 25 - 3MHz QPSK – Full RB - ANT F)

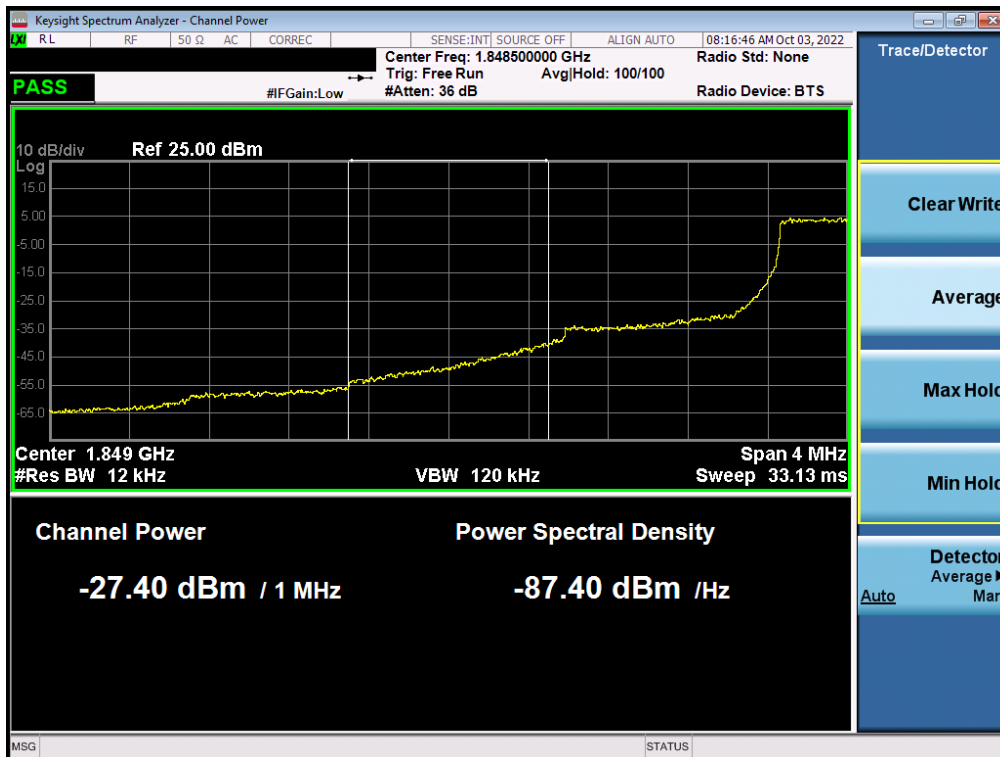


Plot 7-189. Extended Upper Band Edge Plot (LTE Band 25 - 3MHz QPSK – Full RB - ANT F)

| | | | |
|---|---------------------------------------|-------------------------------|-----------------------------------|
| FCC ID: A3LSMS918U | PART 24 MEASUREMENT REPORT | | Approved by: Technical Manager |
| Test Report S/N: 1M2209010098-06.A3L | Test Dates: 9/12/2022 - 11/08/2022 | EUT Type: Portable Handset | Page 119 of 229 |



Plot 7-190. Lower Band Edge Plot (LTE Band 25/2 – 1.4MHz QPSK – Full RB - ANT F)

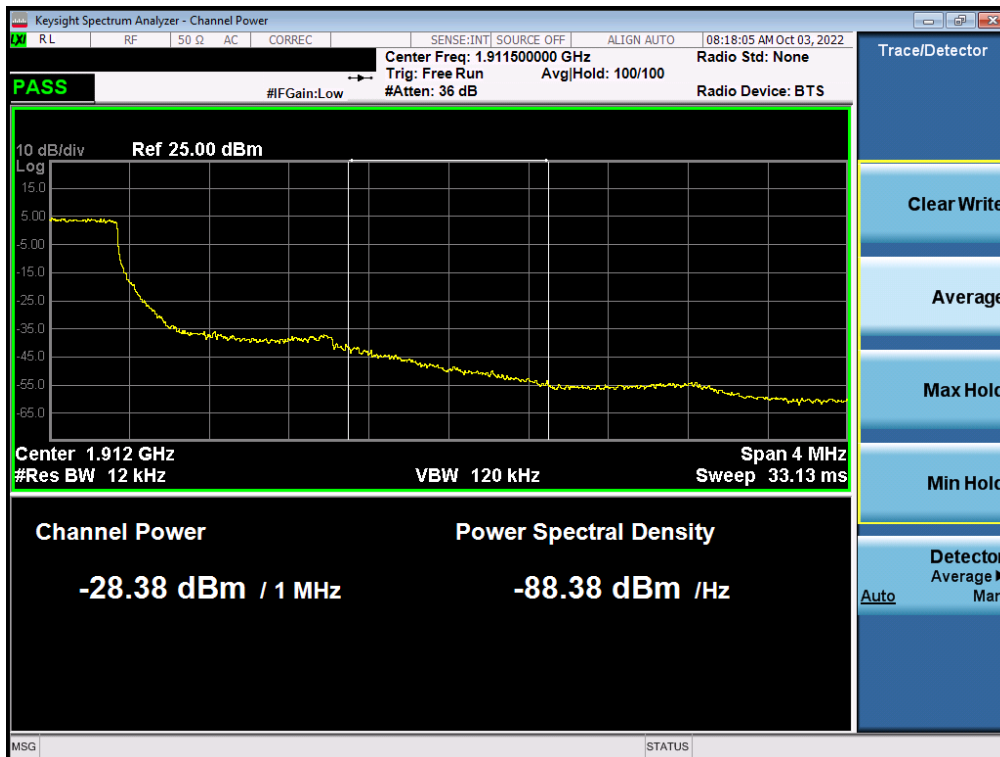


Plot 7-191. Extended Lower Band Edge Plot (LTE Band 25/2 – 1.4MHz QPSK – Full RB - ANT F)

| | | | |
|---|---------------------------------------|-------------------------------|-----------------------------------|
| FCC ID: A3LSMS918U | PART 24 MEASUREMENT REPORT | | Approved by: Technical Manager |
| Test Report S/N: 1M2209010098-06.A3L | Test Dates: 9/12/2022 - 11/08/2022 | EUT Type: Portable Handset | Page 120 of 229 |



Plot 7-192. Upper Band Edge Plot (LTE Band 2 – 1.4MHz QPSK – Full RB - ANT F)



Plot 7-193. Extended Upper Band Edge Plot (LTE Band 2 – 1.4MHz QPSK – Full RB - ANT F)

| | | | |
|---|---------------------------------------|-------------------------------|-----------------------------------|
| FCC ID: A3LSMS918U | PART 24 MEASUREMENT REPORT | | Approved by: Technical Manager |
| Test Report S/N: 1M2209010098-06.A3L | Test Dates: 9/12/2022 - 11/08/2022 | EUT Type: Portable Handset | Page 121 of 229 |