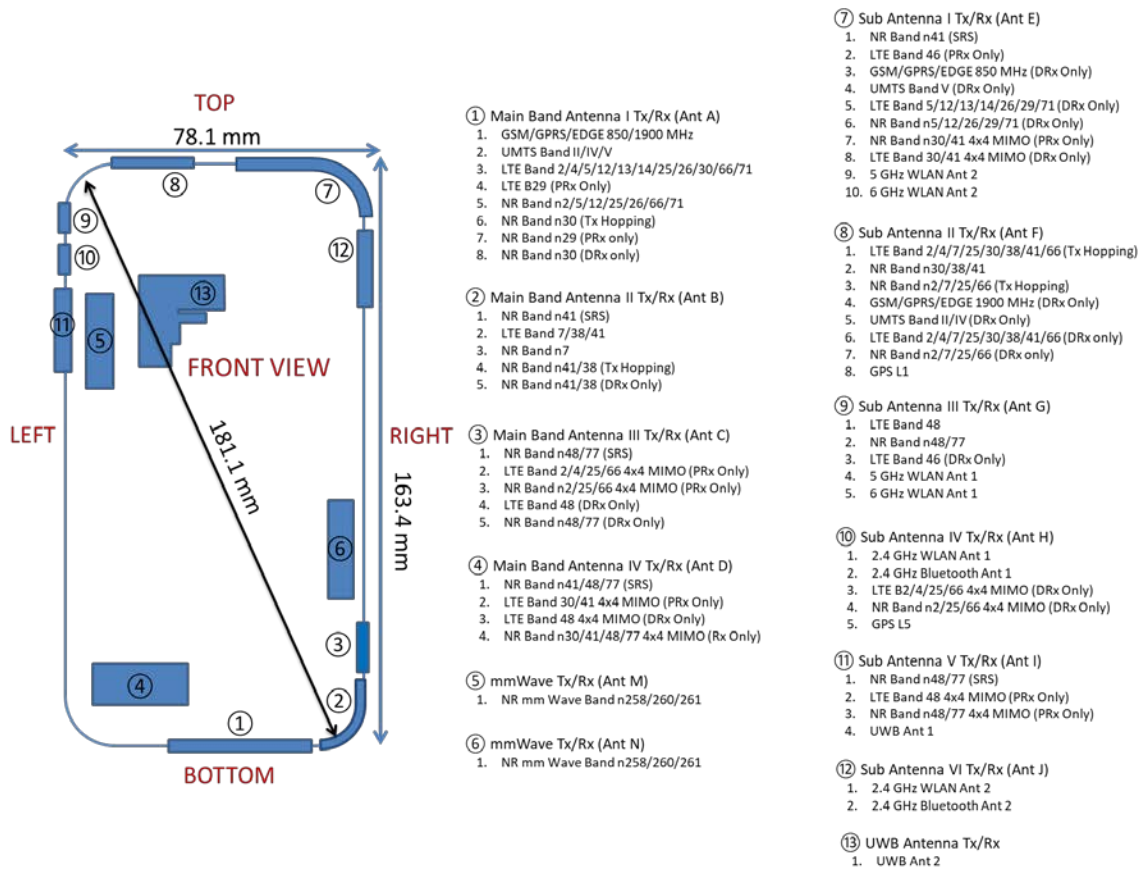
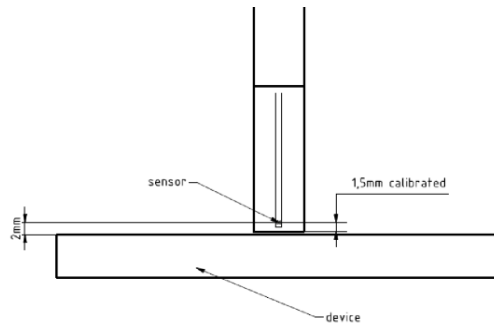


APPENDIX G: DUT ANTENNA DIAGRAM & TEST SETUP PHOTOGRAPHS



**Figure G-1
DUT Antenna Locations**

Note: Exact antenna dimensions and separation distances are shown in the Technical Descriptions in the FCC Filing.



**Figure G-2
EUmmWVx Probe**

Note: Distances below are distance from device surface to sensor-center. Therefore, distances include 1.5 mm for Probe Tip to Sensor Calibration Points.

FCC ID: A3LSMS918U	6 - 8 GHZ RF EXPOSURE EVALUATION	Approved by: Technical Manager
DUT Type: Portable Handset		APPENDIX G: Page 2 of 20

REV 2.0




Figure G-3
SAR Test Setup Photo 1– Head, Right Cheek, 0 mm

FCC ID: A3LSMS918U	6 - 8 GHZ RF EXPOSURE EVALUATION	Approved by: Technical Manager
DUT Type: Portable Handset		APPENDIX G: Page 3 of 20

REV 2.0




Figure G-4
SAR Test Setup Photo - Head, Right Tilt, 0 mm

FCC ID: A3LSMS918U	6 - 8 GHz RF EXPOSURE EVALUATION	Approved by: Technical Manager
DUT Type: Portable Handset		APPENDIX G: Page 4 of 20

REV 2.0




Figure G-5
SAR Test Setup Photo – Head, Left Cheek, 0 mm

FCC ID: A3LSMS918U	6 - 8 GHz RF EXPOSURE EVALUATION	Approved by: Technical Manager
DUT Type: Portable Handset		APPENDIX G: Page 5 of 20

REV 2.0




Figure G-6
SAR Test Setup Photo– Head, Left Tilt, 0 mm

FCC ID: A3LSMS918U	6 - 8 GHZ RF EXPOSURE EVALUATION	Approved by: Technical Manager
DUT Type: Portable Handset		APPENDIX G: Page 6 of 20

REV 2.0




Figure G-7
SAR Test Setup Photo– Body-worn, Back Side, 15 mm

FCC ID: A3LSMS918U	6 - 8 GHZ RF EXPOSURE EVALUATION	Approved by: Technical Manager
DUT Type: Portable Handset		APPENDIX G: Page 7 of 20

REV 2.0



Figure G-8
SAR Test Setup Photo– Phablet, Back Side, 0 mm

FCC ID: A3LSMS918U	6 - 8 GHZ RF EXPOSURE EVALUATION	Approved by: Technical Manager
DUT Type: Portable Handset		APPENDIX G: Page 8 of 20

REV 2.0




Figure G-9
SAR Test Setup Photo– Phablet, Front Side, 0 mm

FCC ID: A3LSMS918U	6 - 8 GHZ RF EXPOSURE EVALUATION	Approved by: Technical Manager
DUT Type: Portable Handset		APPENDIX G: Page 9 of 20

REV 2.0




Figure G-10
SAR Test Setup Photo– Phablet, Top Edge, 0 mm

FCC ID: A3LSMS918U	6 - 8 GHZ RF EXPOSURE EVALUATION	Approved by: Technical Manager
DUT Type: Portable Handset		APPENDIX G: Page 10 of 20

REV 2.0




Figure G-11
SAR Test Setup Photo– Phablet, Right Edge, 0 mm

FCC ID: A3LSMS918U	6 - 8 GHZ RF EXPOSURE EVALUATION	Approved by: Technical Manager
DUT Type: Portable Handset		APPENDIX G: Page 11 of 20

REV 2.0




Figure G-12
SAR Test Setup Photo– Phablet, Left Edge, 0 mm

FCC ID: A3LSMS918U	6 - 8 GHz RF EXPOSURE EVALUATION	Approved by: Technical Manager
DUT Type: Portable Handset		APPENDIX G: Page 12 of 20

REV 2.0



Figure G-13
SAR Test Setup Photo – Horizontal and Vertical Reference Lines

FCC ID: A3LSMS918U	6 - 8 GHZ RF EXPOSURE EVALUATION	Approved by: Technical Manager
DUT Type: Portable Handset		APPENDIX G: Page 13 of 20

REV 2.0




Figure G-14
Near Field Power Density Test Setup Photo – Back Side at 2 mm

FCC ID: A3LSMS918U	6 - 8 GHZ RF EXPOSURE EVALUATION	Approved by: Technical Manager
DUT Type: Portable Handset		APPENDIX G: Page 14 of 20

REV 2.0




Figure G-15
Near Field Power Density Test Setup Photo – Back Side at 9.24 mm

FCC ID: A3LSMS918U	6 - 8 GHZ RF EXPOSURE EVALUATION	Approved by: Technical Manager
DUT Type: Portable Handset		APPENDIX G: Page 15 of 20

REV 2.0




Figure G-16
Near Field Power Density Test Setup Photo – Back Side at 9.51 mm

FCC ID: A3LSMS918U	6 - 8 GHZ RF EXPOSURE EVALUATION	Approved by: Technical Manager
DUT Type: Portable Handset		APPENDIX G: Page 16 of 20

REV 2.0




Figure G-17
Near Field Power Density Test Setup Photo – Front Side at 2 mm

FCC ID: A3LSMS918U	6 - 8 GHz RF EXPOSURE EVALUATION	Approved by: Technical Manager
DUT Type: Portable Handset		APPENDIX G: Page 17 of 20

REV 2.0




Figure G-18
Near Field Power Density Test Setup Photo – Top Edge at 2 mm

FCC ID: A3LSMS918U	6 - 8 GHZ RF EXPOSURE EVALUATION	Approved by: Technical Manager
DUT Type: Portable Handset		APPENDIX G: Page 18 of 20

REV 2.0




Figure G-19
Near Field Power Density Test Setup Photo – Right Edge at 2 mm

FCC ID: A3LSMS918U	6 - 8 GHZ RF EXPOSURE EVALUATION	Approved by: Technical Manager
DUT Type: Portable Handset		APPENDIX G: Page 19 of 20

REV 2.0




Figure G-20
Near Field Power Density Test Setup Photo – Left Edge at 2 mm

FCC ID: A3LSMS918U	6 - 8 GHZ RF EXPOSURE EVALUATION	Approved by: Technical Manager
DUT Type: Portable Handset		APPENDIX G: Page 20 of 20

REV 2.0