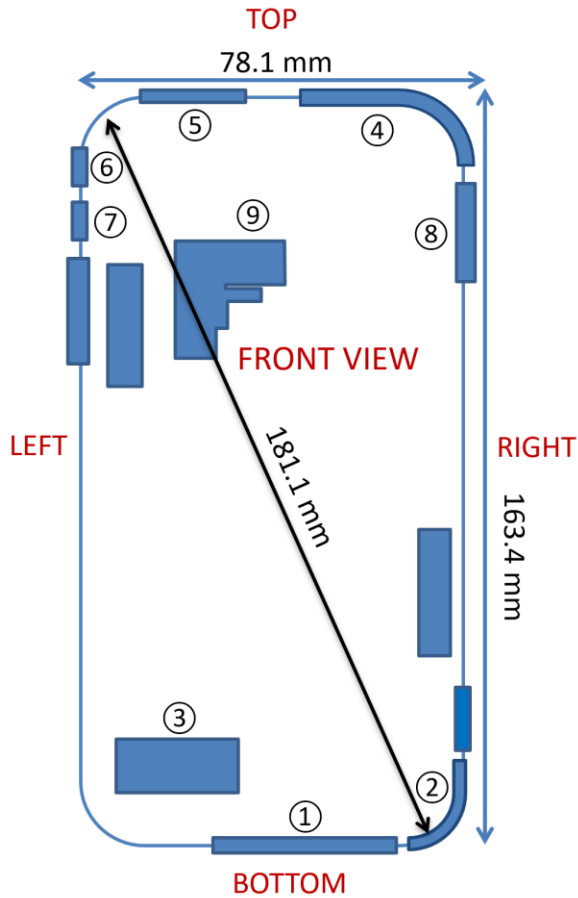


APPENDIX K: DUT ANTENNA DIAGRAM & SAR TEST SETUP PHOTOGRAPHS

FCC ID: A3LSMS918JPN	SAR EVALUATION REPORT	Approved by: Technical Manager
DUT Type: Portable Handset		APPENDIX K: Page 1 of 14



- ① Main Band Antenna I Tx/Rx (Ant A)
 1. GSM/GPRS/EDGE 850/1900 MHz
 2. UMTS Band V
 3. LTE Band 2/4/5/12/13/26/66
 4. NR Band n5
- ② Main Band Antenna II Tx/Rx (Ant B)
 1. LTE Band 41
 2. NR Band n41 (DRx Only)
- ③ Main Band Antenna IV Tx/Rx (Ant D)
 1. LTE Band 41 4x4 MIMO (PRx Only)
 2. NR Band 41 4x4 MIMO (DRx Only)
- ④ Sub Antenna I Tx/Rx (Ant E)
 1. GSM/GPRS/EDGE 850 MHz (DRx Only)
 2. UMTS Band V (DRx Only)
 3. LTE Band 5/12/13/26 (DRx Only)
 4. NR Band n5 (DRx Only)
 5. NR Band n41 4x4 MIMO (PRx Only)
 6. LTE Band 41 4x4 MIMO (DRx Only)
 7. 5 GHz WLAN Ant 2
 8. 6 GHz WLAN Ant 2
- ⑤ Sub Antenna II Tx/Rx (Ant F)
 1. NR Band n41
 2. LTE Band 2/4/41/66 (DRx Only)
 3. GSM/GPRS/EDGE 1900 MHz (DRx Only)
 4. GPS L1
- ⑥ Sub Antenna III Tx/Rx (Ant G)
 1. 5 GHz WLAN Ant 1
 2. 6 GHz WLAN Ant 1
- ⑦ Sub Antenna IV Tx/Rx (Ant H)
 1. 2.4 GHz WLAN Ant 1
 2. 2.4 GHz Bluetooth Ant 1
 3. GPS L5
- ⑧ Sub Antenna VI Tx/Rx (Ant J)
 1. 2.4 GHz WLAN Ant 2
 2. 2.4 GHz Bluetooth Ant 2
- ⑨ UWB Antenna Tx/Rx

Note: Exact antenna dimensions and separation distances are shown in the Technical Descriptions in the FCC Filing.

**Figure K-1
DUT Antenna Locations**

FCC ID: A3LSMS918JPN	SAR EVALUATION REPORT	Approved by: Technical Manager
DUT Type: Portable Handset		APPENDIX K: Page 2 of 14

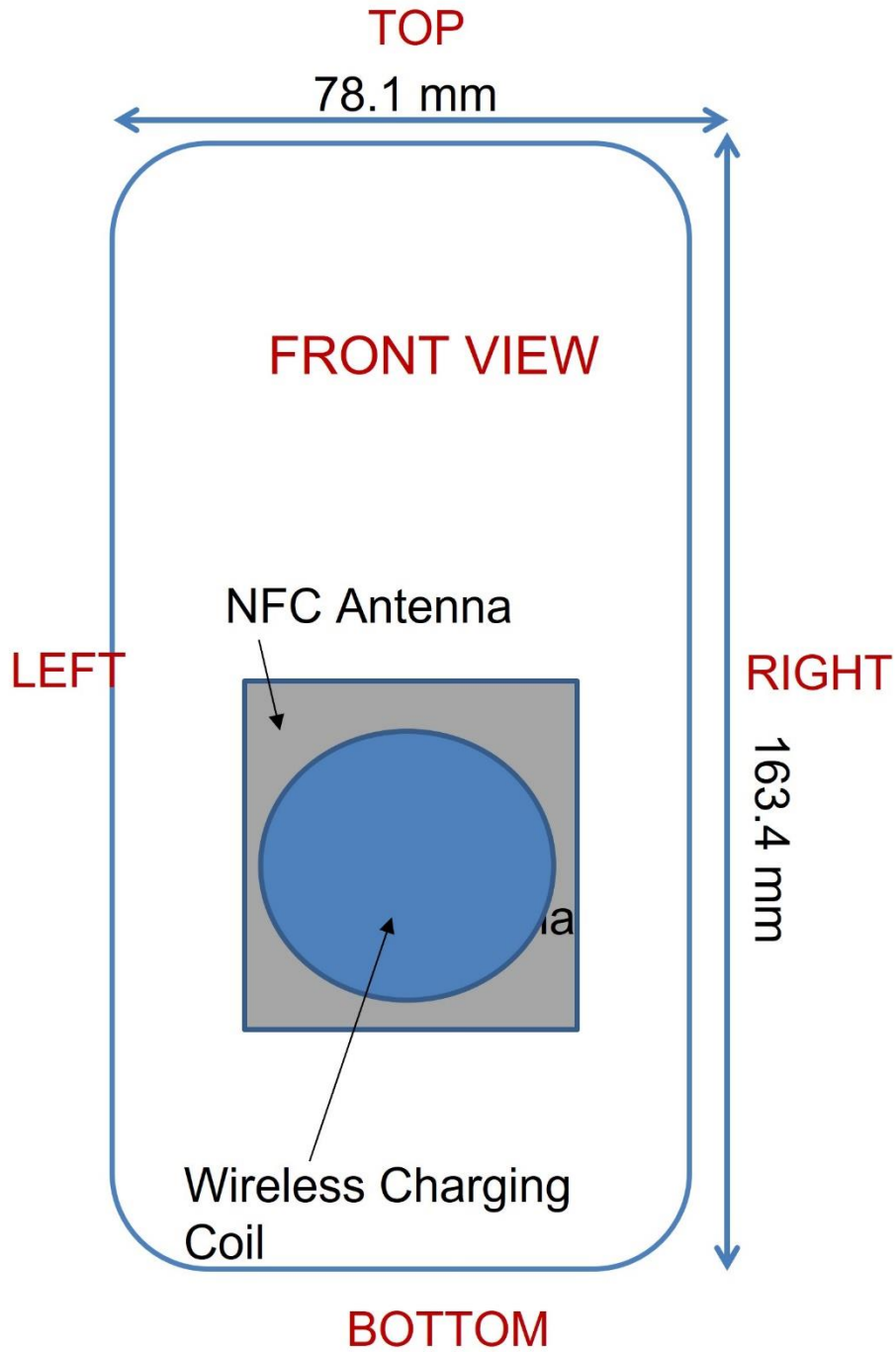




Figure K-2
NFC Antenna Locations

FCC ID: A3LSMS918JPN	SAR EVALUATION REPORT	Approved by: Technical Manager
DUT Type: Portable Handset		APPENDIX K: Page 3 of 14




SAR Test Setup Photo 1 – Head, Right Cheek at 0mm




SAR Test Setup Photo 2 – Head, Right Tilt at 0mm

FCC ID: A3LSMS918JPN	SAR EVALUATION REPORT	Approved by: Technical Manager
DUT Type: Portable Handset		APPENDIX K: Page 4 of 14




SAR Test Setup Photo 3 – Head, Left Cheek at 0mm




SAR Test Setup Photo 4 – Head, Left Tilt at 0mm

FCC ID: A3LSMS918JPN	SAR EVALUATION REPORT	Approved by: Technical Manager
DUT Type: Portable Handset		APPENDIX K: Page 5 of 14




SAR Test Setup Photo 5 – Body-worn, Back Side at 15mm




SAR Test Setup Photo 6 – Hotspot, Back Side at 10mm

FCC ID: A3LSMS918JPN	SAR EVALUATION REPORT	Approved by: Technical Manager
DUT Type: Portable Handset		APPENDIX K: Page 6 of 14




SAR Test Setup Photo 7 – Phablet, Back Side at 8mm




SAR Test Setup Photo 8 – Phablet, Back Side at 0mm

FCC ID: A3LSMS918JPN	SAR EVALUATION REPORT	Approved by: Technical Manager
DUT Type: Portable Handset		APPENDIX K: Page 7 of 14




SAR Test Setup Photo 9 – Hotspot, Front Side at 10mm




SAR Test Setup Photo 10 – Phablet, Front Side at 6mm

FCC ID: A3LSMS918JPN	SAR EVALUATION REPORT	Approved by: Technical Manager
DUT Type: Portable Handset		APPENDIX K: Page 8 of 14




SAR Test Setup Photo 11 – Phablet, Front Side at 0mm



SAR Test Setup Photo 12 – Phablet, Bottom Edge at 12mm

FCC ID: A3LSMS918JPN	SAR EVALUATION REPORT	Approved by: Technical Manager
DUT Type: Portable Handset		APPENDIX K: Page 9 of 14




SAR Test Setup Photo 13 – Hotspot, Bottom Edge at 10mm




SAR Test Setup Photo 14 – Phablet, Bottom Edge at 0mm

FCC ID: A3LSMS918JPN	SAR EVALUATION REPORT	Approved by: Technical Manager
DUT Type: Portable Handset		APPENDIX K: Page 10 of 14




SAR Test Setup Photo 15 – Hotspot, Top Edge at 10mm




SAR Test Setup Photo 16 – Phablet, Top Edge at 0mm

FCC ID: A3LSMS918JPN	SAR EVALUATION REPORT	Approved by: Technical Manager
DUT Type: Portable Handset		APPENDIX K: Page 11 of 14




SAR Test Setup Photo 17 – Hotspot, Right Edge at 10mm




SAR Test Setup Photo 18 – Phablet, Right Edge at 0mm

FCC ID: A3LSMS918JPN	SAR EVALUATION REPORT	Approved by: Technical Manager
DUT Type: Portable Handset		APPENDIX K: Page 12 of 14

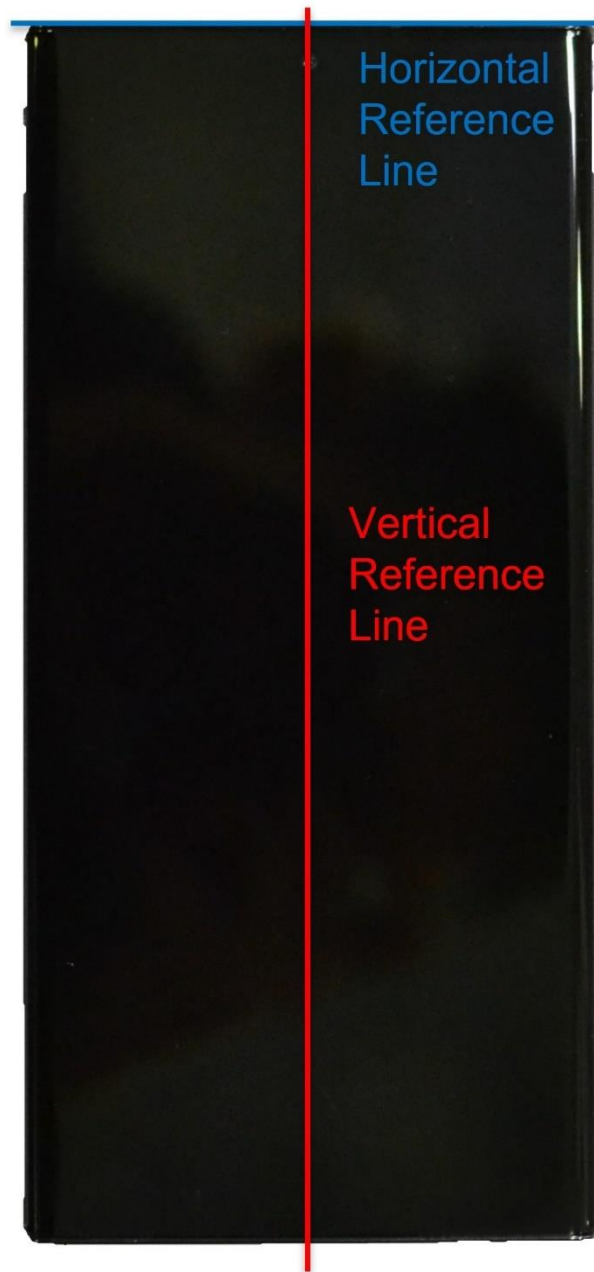


SAR Test Setup Photo 19 – Hotspot, Left Edge at 10mm



SAR Test Setup Photo 20 – Phablet, Left Edge at 0mm

FCC ID: A3LSMS918JPN	SAR EVALUATION REPORT	Approved by: Technical Manager
DUT Type: Portable Handset		APPENDIX K: Page 13 of 14



SAR Test Setup Photo 21 – Reference Line

FCC ID: A3LSMS918JPN	SAR EVALUATION REPORT	Approved by: Technical Manager
DUT Type: Portable Handset		APPENDIX K: Page 14 of 14