

APPENDIX B: SAR DIPOLE VERIFICATION PLOTS

ELEMENT

DUT: Dipole 13.0 MHz; Type: CLA-13 - SN1002

Communication System: UID: 0, CW; Frequency: 13.0 MHz
Medium: 30 Head; Medium parameters used:
f = 13.0 MHz; cond = 0.719 S/m; perm = 53.0; density = 1000 kg/m³
Phantom Section: Flat; Space: 0 mm

Test Date: 01/18/2023; Ambient Temp: 22.6°C; Tissue Temp: 22.0°C

Probe: EX3DV4 - SN7527; ConvF:(17.78,17.78,17.78); Calibrated: 2022-03-21
Sensor-Surface: 1.4mm (VMS + 6p)
Electronics: DAE4 Sn1272; Calibrated: 2022-03-16
Phantom: ELI V8.0; Serial: 2077
Measurement SW: DASY Module SAR V16.2.0.1425

13.0 MHz System Verification at 30.0 dBm (1.0 W)

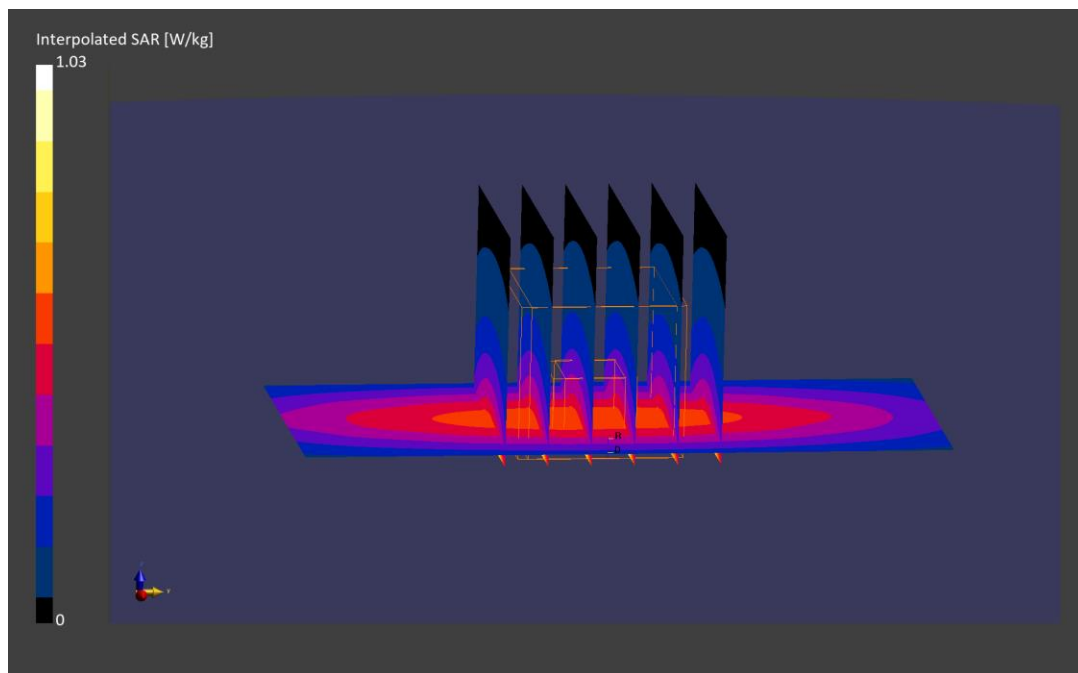
Area Scan (40.0 x 90.0): Measurement grid: dx=10.0 mm, dy=15.0 mm

Zoom Scan (30.0 x 30.0 x 30.0): Measurement grid: dx=6.0 mm, dy=6.0 mm, dz=1.5 mm; Graded Ratio: 1.5

Peak SAR (extrapolated) = 1.03 W/kg

SAR(1 g) = 0.513 W/kg; SAR(10 g) = 0.318 W/kg

Deviation (1 g) = -7.90%; Deviation (10 g) = -8.09%;



ELEMENT

DUT: Dipole 750 MHz; Type: D750V3; Serial: 1003

Communication System: UID 0, CW; Frequency: 750 MHz; Duty Cycle: 1:1

Medium: 750 Head Medium parameters used:

$f = 750 \text{ MHz}$; $\sigma = 0.868 \text{ S/m}$; $\epsilon_r = 43.009$; $\rho = 1000 \text{ kg/m}^3$

Phantom section: Flat Section; Space: 1.5 cm

Test Date: 12/21/2022; Ambient Temp: 21.5°C; Tissue Temp: 20.7°C

Probe: EX3DV4 - SN7402; ConvF(10.57, 10.57, 10.57) @ 750 MHz; Calibrated: 6/9/2022

Sensor-Surface: 1.4mm (Mechanical Surface Detection)

Electronics: DAE4 Sn1502; Calibrated: 5/16/2022

Phantom: Twin-SAM V4.0; Type: QD 000 P40 CC; Serial: 1596

Measurement SW: DASY52, Version 52.10 (4);SEMCAD X Version 14.6.14 (7501)

750 MHz System Verification at 23.0 dBm (200 mW)

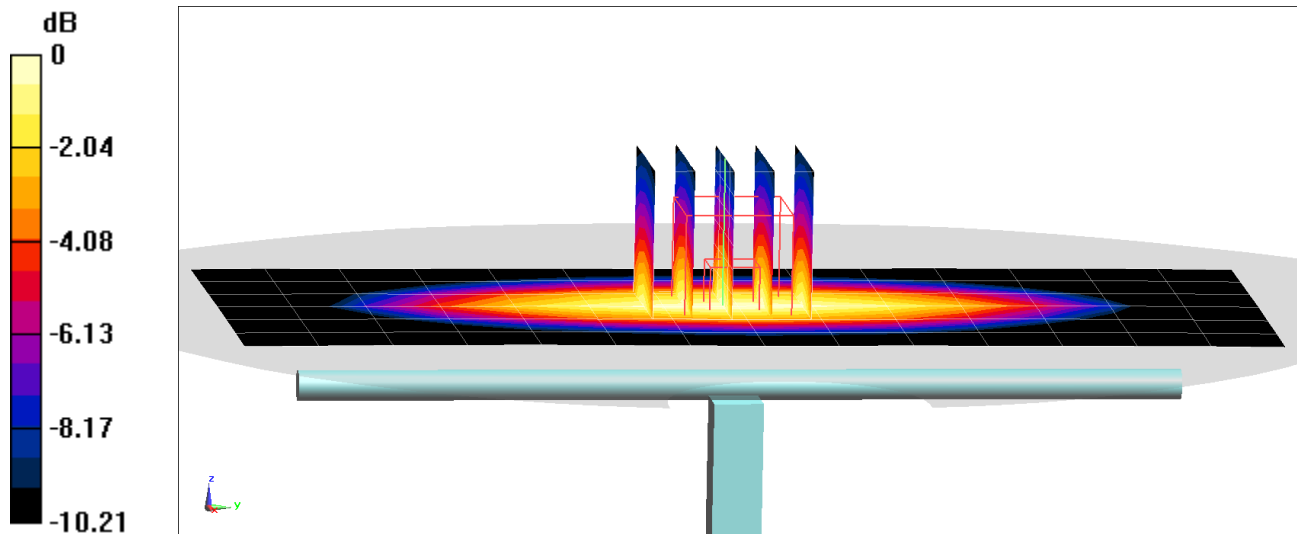
Area Scan (7x15x1): Measurement grid: dx=15mm, dy=15mm

Zoom Scan (5x5x7)/Cube 0: Measurement grid: dx=8mm, dy=8mm, dz=5mm

Peak SAR (extrapolated) = 2.47 W/kg

SAR(1 g) = 1.62 W/kg; SAR(10 g) = 1.08 W/kg

Deviation(1 g) = -5.70%; Deviation(10 g) = -4.59%



0 dB = 2.17 W/kg = 3.36 dBW/kg

ELEMENT

DUT: Dipole 835 MHz; Type: D835V2 - SN:4d180

Communication System: UID 0, CW; Frequency: 835 MHz; Duty Cycle: 1:1

Medium: 835 Head Medium parameters used:

$f = 835 \text{ MHz}$; $\sigma = 0.868 \text{ S/m}$; $\epsilon_r = 41.173$; $\rho = 1000 \text{ kg/m}^3$

Phantom section: Flat Section; Space: 15 mm

Test Date: 12/19/2022; Ambient Temp: 21.1°C; Tissue Temp: 19.4°C

Probe: EX3DV4 - SN7491; ConvF(9.85, 9.85, 9.85) @ 835 MHz; Calibrated: 6/29/2022

Sensor-Surface: 1.4mm (Mechanical Surface Detection)

Electronics: DAE4 Sn1532; Calibrated: 6/14/2022

Phantom: Twin-SAM V5.0; Type: QD 000 P40 CD; Serial: 1626

Measurement SW: DASY52, Version 52.10 (4);SEMCAD X Version 14.6.14 (7501)

835 MHz System Verification at 23.0 dBm (200 mW)

Area Scan (7x14x1): Measurement grid: $dx=15\text{mm}$, $dy=15\text{mm}$

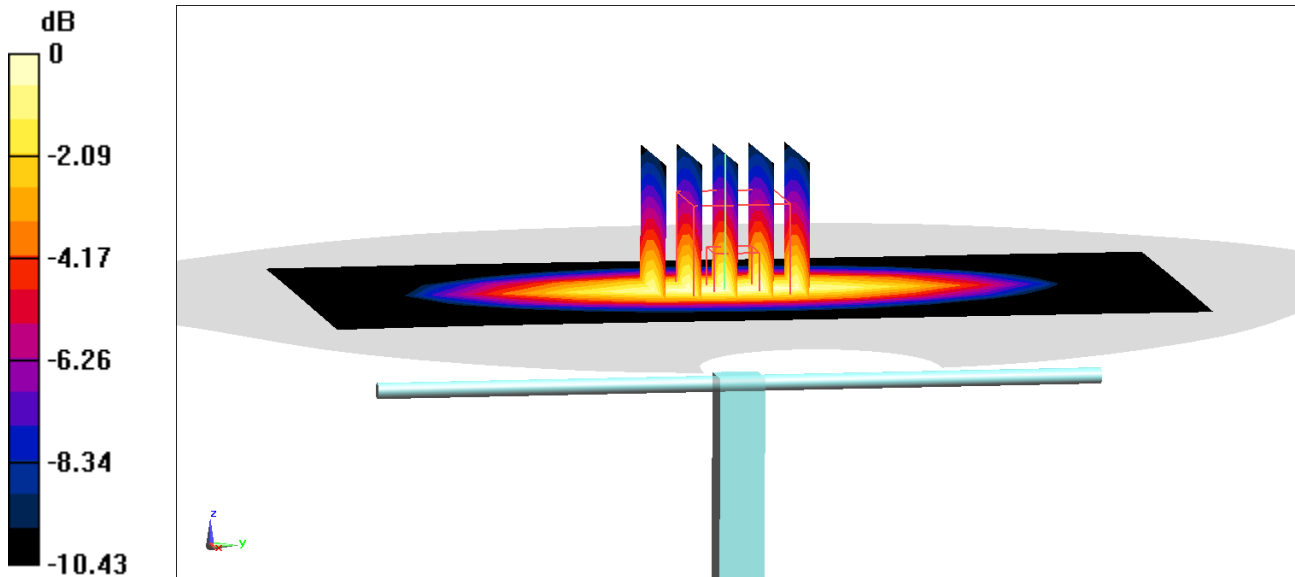
Zoom Scan (5x5x7)/Cube 0: Measurement grid: $dx=8\text{mm}$, $dy=8\text{mm}$, $dz=5\text{mm}$

Reference Value = 50.24 V/m; Power Drift = 0.02 dB

Peak SAR (extrapolated) = 3.05 W/kg

SAR(1 g) = 2.05 W/kg; SAR(10 g) = 1.36 W/kg

Deviation(1 g) = 5.13%; Deviation(10 g) = 6.75%



0 dB = 2.72 W/kg = 4.35 dBW/kg

ELEMENT

DUT: Dipole 835.0 MHz; Type: D835V2 - SN4d132

Communication System: UID: 0, CW; Frequency: 835.0 MHz
Medium: 835 Head; Medium parameters used:
f = 835.0 MHz; cond = 0.871 S/m; perm = 39.7; density = 1000 kg/m³
Phantom Section: Flat; Space: 15 mm

Test Date: 12/19/2022; Ambient Temp: 20.6°C; Tissue Temp: 20.2°C

Probe: EX3DV4 - SN7488; ConvF:(10.11,10.11,10.11); Calibrated: 2022-02-21
Sensor-Surface: 1.4mm (VMS + 6p)
Electronics: DAE4 Sn1415; Calibrated: 2022-02-23
Phantom: Twin-SAM V8.0; Serial: 2065
Measurement SW: DASY Module SAR V16.2.0.1425

835 MHz System Verification at 23 dBm (200 mW)

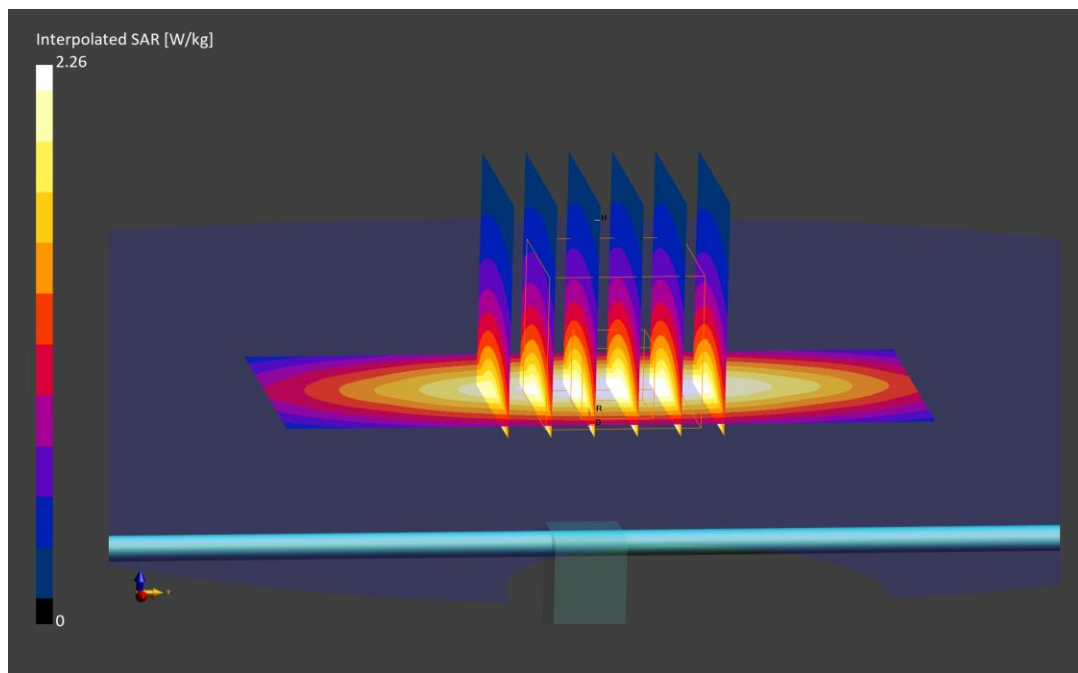
Area Scan (40.0 x 90.0): Measurement grid: dx=10.0 mm, dy=15.0 mm

Zoom Scan (30.0 x 30.0 x 30.0): Measurement grid: dx=6.0 mm, dy=6.0 mm, dz=1.5 mm; Graded Ratio: 1.5

Peak SAR (extrapolated) = 2.99 W/kg

SAR(1 g) = 1.96 W/kg; SAR(10 g) = 1.28 W/kg

Deviation (1 g) = 1.45%; Deviation (10 g) = 2.07%



ELEMENT

DUT: Dipole 835 MHz; Type: D835V2; Serial: 4d119

Communication System: UID 0, CW; Frequency: 835 MHz; Duty Cycle: 1:1

Medium: 835 Head Medium parameters used:

$f = 835 \text{ MHz}$; $\sigma = 0.898 \text{ S/m}$; $\epsilon_r = 42.754$; $\rho = 1000 \text{ kg/m}^3$

Phantom section: Flat Section; Space: 1.5 cm

Test Date: 12/21/2022; Ambient Temp: 21.5°C; Tissue Temp: 20.7°C

Probe: EX3DV4 - SN7402; ConvF(10.22, 10.22, 10.22) @ 835 MHz; Calibrated: 6/9/2022

Sensor-Surface: 1.4mm (Mechanical Surface Detection)

Electronics: DAE4 Sn1502; Calibrated: 5/16/2022

Phantom: Twin-SAM V4.0; Type: QD 000 P40 CC; Serial: 1596

Measurement SW: DASY52, Version 52.10 (4);SEMCAD X Version 14.6.14 (7501)

835 MHz System Verification at 23.0 dBm (200 mW)

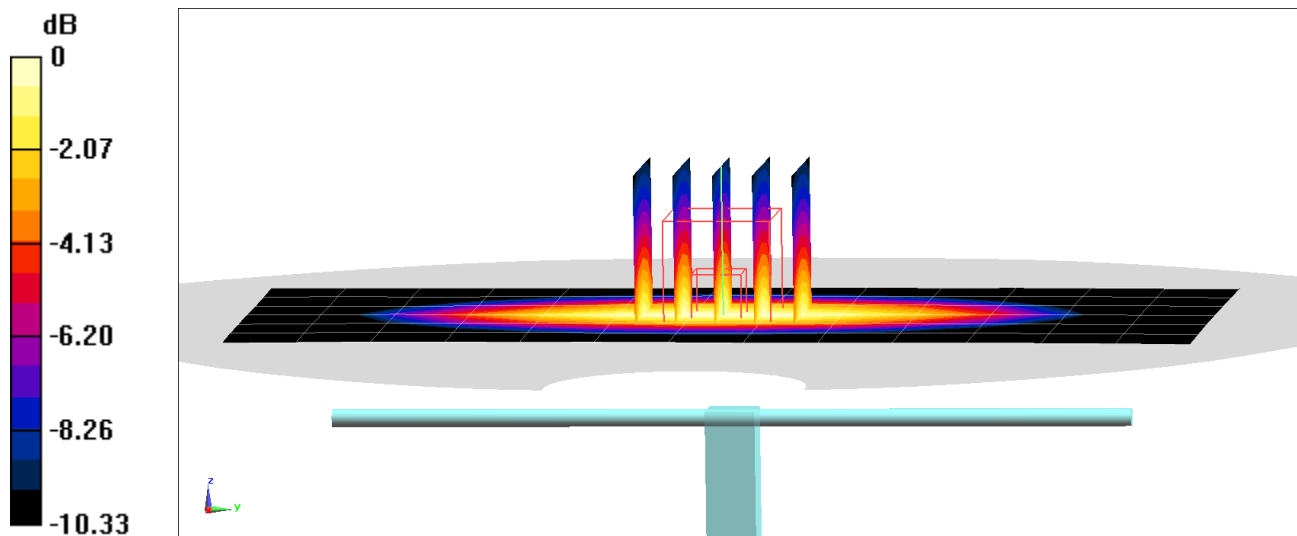
Area Scan (7x14x1): Measurement grid: dx=15mm, dy=15mm

Zoom Scan (5x5x7)/Cube 0: Measurement grid: dx=8mm, dy=8mm, dz=5mm

Peak SAR (extrapolated) = 2.84 W/kg

SAR(1 g) = 1.93 W/kg; SAR(10 g) = 1.28 W/kg

Deviation(1 g) = -0.10%; Deviation(10 g) = 0.95%



0 dB = 2.56 W/kg = 4.08 dBW/kg

ELEMENT

DUT: Dipole 1750.0 MHz; Type: D1750V2 - SN1150

Communication System: UID: 0, CW; Frequency: 1750.0 MHz
Medium: 1750 Head; Medium parameters used:
f = 1750.0 MHz; cond = 1.39 S/m; perm = 40.1; density = 1000 kg/m³
Phantom Section: Flat; Space: 10 mm

Test Date: 12/27/2022; Ambient Temp: 21.0°C; Tissue Temp: 21.0°C

Probe: EX3DV4 - SN7406; ConvF:(8.37,8.37,8.37); Calibrated: 2022-07-18
Sensor-Surface: 1.4mm (VMS + 6p)
Electronics: DAE4 Sn1677; Calibrated: 2022-07-18
Phantom: Twin-SAM V8.0; Serial: 2064
Measurement SW: DASY Module SAR V16.2.0.1425

1750 MHz System Verification at 20 dBm (100 mW)

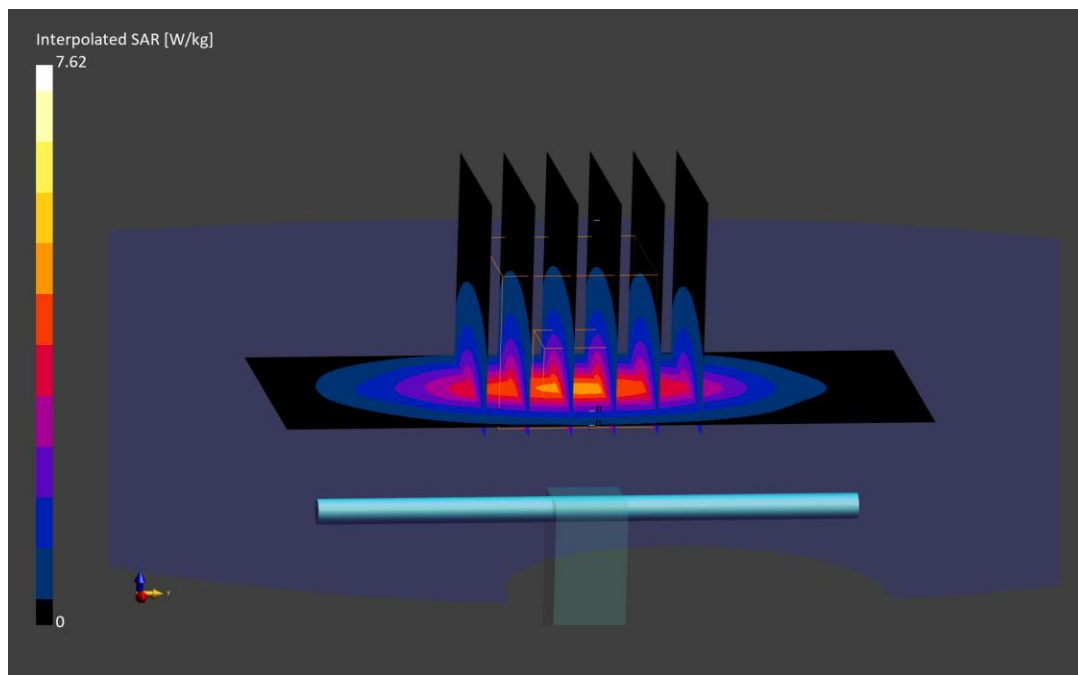
Area Scan (40.0 x 90.0): Measurement grid: dx=10.0 mm, dy=15.0 mm

Zoom Scan (30.0 x 30.0 x 30.0): Measurement grid: dx=6.0 mm, dy=6.0 mm, dz=1.5 mm; Graded Ratio: 1.5

Peak SAR (extrapolated) = 7.62 W/kg

SAR(1 g) = 3.78 W/kg; SAR(10 g) = 1.92 W/kg

Deviation (1 g) = 2.44%; Deviation (10 g) = -1.03%



ELEMENT

DUT: Dipole 1900.0 MHz; Type: D1900V2 - SN5d148

Communication System: UID: 0, CW; Frequency: 1900.0 MHz
Medium: 1900 Head; Medium parameters used:
f = 1900.0 MHz; cond = 1.45 S/m; perm = 41.3; density = 1000 kg/m³
Phantom Section: Flat; Space: 10 mm

Test Date: 12/19/2022; Ambient Temp: 18.8°C; Tissue Temp: 21.9°C

Probe: EX3DV4 - SN7409; ConvF:(8.13,8.13,8.13); Calibrated: 2022-06-16
Sensor-Surface: 1.4mm (VMS + 6p)
Electronics: DAE4 Sn1334; Calibrated: 2022-06-14
Phantom: Twin-SAM V5.0; Serial: 1792
Measurement SW: DASY Module SAR V16.2.0.1425

1900 MHz System Verification at 20 dBm (100 mW)

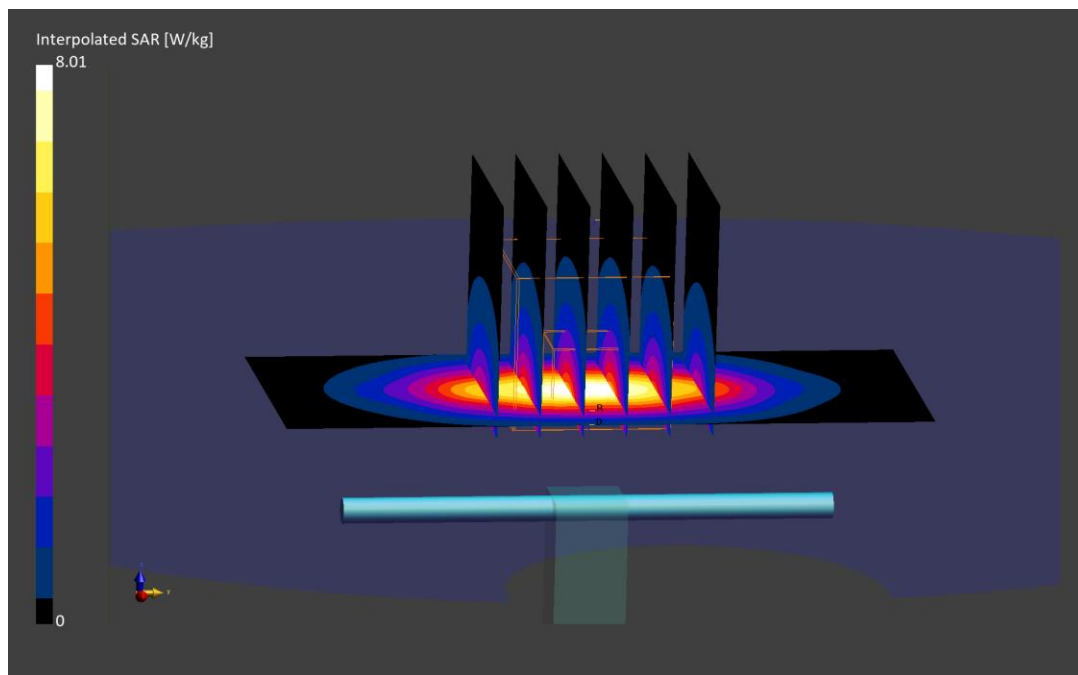
Area Scan (40.0 x 90.0): Measurement grid: dx=10.0 mm, dy=15.0 mm

Zoom Scan (30.0 x 30.0 x 30.0): Measurement grid: dx=6.0 mm, dy=6.0 mm, dz=1.5 mm; Graded Ratio: 1.5

Peak SAR (extrapolated) = 8.01 W/kg

SAR(1 g) = 4.17 W/kg; SAR(10 g) = 2.15 W/kg

Deviation (1 g) = 3.99%; Deviation (10 g) = 2.38%;



ELEMENT

DUT: Dipole 2450.0 MHz; Type: D2450V2 - SN797

Communication System: UID: 0, CW; Frequency: 2450.0 MHz
Medium: 2450 Head; Medium parameters used:
f = 2450.0 MHz; cond = 1.86 S/m; perm = 40.6; density = 1000 kg/m³
Phantom Section: Flat; Space: 10 mm

Test Date: 12/19/2022; Ambient Temp: 21.0°C; Tissue Temp: 22.0°C

Probe: EX3DV4 - SN7410; ConvF:(7.46,7.46,7.46); Calibrated: 2022-07-19
Sensor-Surface: 1.4mm (VMS + 6p)
Electronics: DAE4 Sn1583; Calibrated: 2022-07-18
Phantom: Twin-SAM V8.0; Serial: 1630
Measurement SW: DASY Module SAR V16.2.0.1425

2450 MHz System Verification at 20 dBm (100 mW)

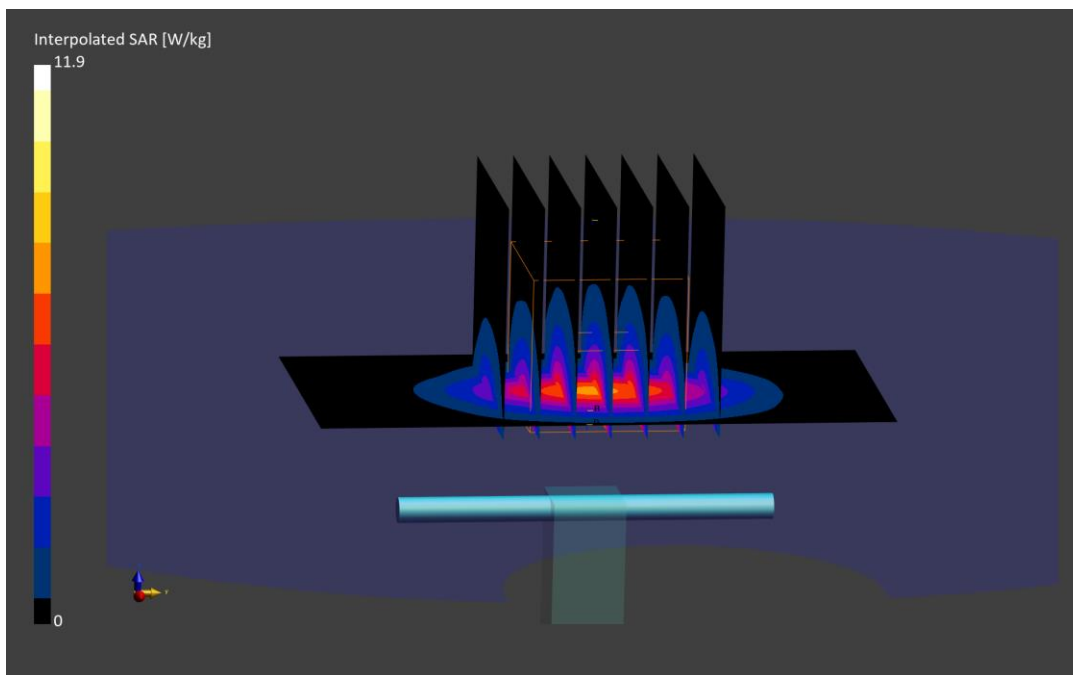
Area Scan (40.0 x 80.0): Measurement grid: dx=10.0 mm, dy=10.0 mm

Zoom Scan (30.0 x 30.0 x 30.0): Measurement grid: dx=5.0 mm, dy=5.0 mm, dz=1.5 mm; Graded Ratio: 1.5

Peak SAR (extrapolated) = 11.9 W/kg

SAR(1 g) = 5.53 W/kg; SAR(10 g) = 2.54 W/kg

Deviation (1 g) = 6.35%; Deviation (10 g) = 4.10%



ELEMENT

DUT: Dipole 2450.0 MHz; Type: D2450V2 - SN719

Communication System: UID: 0, CW; Frequency: 2450.0 MHz
Medium: 2450 Head; Medium parameters used:
f = 2450.0 MHz; cond = 1.88 S/m; perm = 40.5; density = 1000 kg/m³
Phantom Section: Flat; Space: 10 mm

Test Date: 01/05/2023; Ambient Temp: 22.9°C; Tissue Temp: 22.7°C

Probe: EX3DV4 - SN7406; ConvF:(7.72,7.72,7.72); Calibrated: 2022-07-18
Sensor-Surface: 1.4mm (VMS + 6p)
Electronics: DAE4 Sn1677; Calibrated: 2022-07-18
Phantom: Twin-SAM V8.0; Serial: 2064
Measurement SW: DASY Module SAR V16.2.0.1425

2450 MHz System Verification at 20 dBm (100 mW)

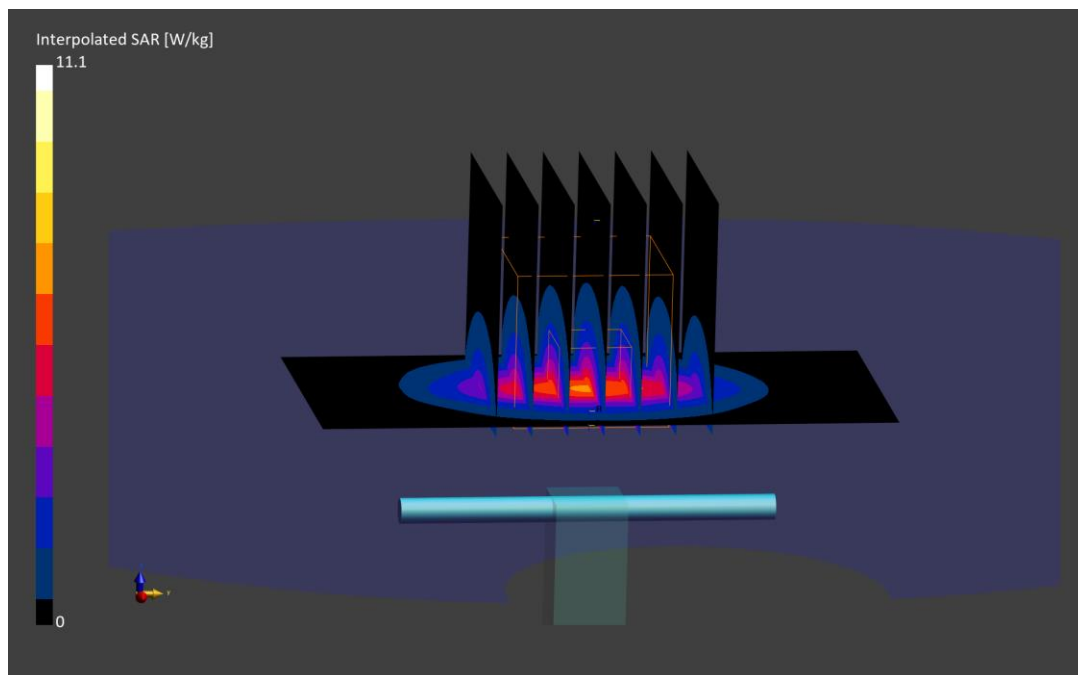
Area Scan (40.0 x 80.0): Measurement grid: dx=10.0 mm, dy=10.0 mm

Zoom Scan (30.0 x 30.0 x 30.0): Measurement grid: dx=5.0 mm, dy=5.0 mm, dz=1.5 mm; Graded Ratio: 1.5

Peak SAR (extrapolated) = 11.1 W/kg

SAR(1 g) = 5.09 W/kg; SAR(10 g) = 2.34 W/kg

Deviation (1 g) = -7.45%; Deviation (10 g) = -8.95%



ELEMENT

DUT: Dipole 2600.0 MHz; Type: D2600V2 - SN1071

Communication System: UID: 0, CW; Frequency: 2600.0 MHz
Medium: 2450 Head; Medium parameters used:
f = 2600.0 MHz; cond = 1.99 S/m; perm = 40.3; density = 1000 kg/m³
Phantom Section: Flat; Space: 10 mm

Test Date: 12/19/2022; Ambient Temp: 21.0°C; Tissue Temp: 22.0°C

Probe: EX3DV4 - SN7410; ConvF:(7.33,7.33,7.33); Calibrated: 2022-07-19
Sensor-Surface: 1.4mm (VMS + 6p)
Electronics: DAE4 Sn1583; Calibrated: 2022-07-18
Phantom: Twin-SAM V8.0; Serial: 1630
Measurement SW: DASY Module SAR V16.2.0.1425

2600 MHz System Verification at 20 dBm (100 mW)


Area Scan (40.0 x 80.0): Measurement grid: dx=10.0 mm, dy=10.0 mm

Zoom Scan (30.0 x 30.0 x 30.0): Measurement grid: dx=5.0 mm, dy=5.0 mm, dz=1.5 mm; Graded Ratio: 1.5

Peak SAR (extrapolated) = 12.9 W/kg

SAR(1 g) = 5.76 W/kg; SAR(10 g) = 2.56 W/kg

Deviation (1 g) = 1.95%; Deviation (10 g) = 0.79%



ELEMENT

DUT: Dipole 5250.0 MHz; Type: D5GHzV2 - SN1057


Communication System: UID: 0, CW; Frequency: 5250.0 MHz
Medium: 5200-5800 Head; Medium parameters used:
f = 5250.0 MHz; cond = 4.63 S/m; perm = 34.9; density = 1000 kg/m³
Phantom Section: Flat; Space: 10 mm

Test Date: 01/03/2023; Ambient Temp: 23.4°C; Tissue Temp: 21.0°C

Probe: EX3DV4 - SN7527; ConvF:(5.64,5.64,5.64); Calibrated: 2022-03-21
Sensor-Surface: 1.4mm (VMS + 6p)
Electronics: DAE4 Sn1272; Calibrated: 2022-03-16
Phantom: Twin-SAM V5.0; Serial: 1757
Measurement SW: DASY Module SAR V16.2.0.1425

5250 MHz System Verification at 17 dBm (50 mW)

Area Scan (40.0 x 80.0): Measurement grid: dx=10.0 mm, dy=10.0 mm
Zoom Scan (22.0 x 22.0 x 22.0): Measurement grid: dx=4.0 mm, dy=4.0 mm, dz=1.4 mm;
Graded Ratio: 1.4
Peak SAR (extrapolated) = 14.3 W/kg
SAR(1 g) = 3.69 W/kg; SAR(10 g) = 1.05 W/kg
Deviation (1 g) = -9.11%; Deviation (10 g) = -9.48%;



ELEMENT

DUT: Dipole 5600.0 MHz; Type: D5GHzV2 - SN1057


Communication System: UID: 0, CW; Frequency: 5600.0 MHz
Medium: 5200-5800 Head; Medium parameters used:
f = 5600.0 MHz; cond = 5.01 S/m; perm = 34.2; density = 1000 kg/m³
Phantom Section: Flat; Space: 10 mm

Test Date: 01/03/2023; Ambient Temp: 23.4°C; Tissue Temp: 21.0°C

Probe: EX3DV4 - SN7527; ConvF:(4.77,4.77,4.77); Calibrated: 2022-03-21
Sensor-Surface: 1.4mm (VMS + 6p)
Electronics: DAE4 Sn1272; Calibrated: 2022-03-16
Phantom: Twin-SAM V5.0; Serial: 1757
Measurement SW: DASY Module SAR V16.2.0.1425

5600 MHz System Verification at 17 dBm (50 mW)

Area Scan (40.0 x 80.0): Measurement grid: dx=10.0 mm, dy=10.0 mm
Zoom Scan (22.0 x 22.0 x 22.0): Measurement grid: dx=4.0 mm, dy=4.0 mm, dz=1.4 mm;
Graded Ratio: 1.4
Peak SAR (extrapolated) = 16.3 W/kg
SAR(1 g) = 3.92 W/kg; SAR(10 g) = 1.10 W/kg
Deviation (1 g) = -6.89%; Deviation (10 g) = -7.95%.



ELEMENT

DUT: Dipole 5750.0 MHz; Type: D5GHzV2 - SN1057


Communication System: UID: 0, CW; Frequency: 5750.0 MHz
Medium: 5200-5800 Head; Medium parameters used:
f = 5750.0 MHz; cond = 5.20 S/m; perm = 34.0; density = 1000 kg/m³
Phantom Section: Flat; Space: 10 mm

Test Date: 01/03/2023; Ambient Temp: 23.4°C; Tissue Temp: 21.0°C

Probe: EX3DV4 - SN7527; ConvF:(4.88,4.88,4.88); Calibrated: 2022-03-21
Sensor-Surface: 1.4mm (VMS + 6p)
Electronics: DAE4 Sn1272; Calibrated: 2022-03-16
Phantom: Twin-SAM V5.0; Serial: 1757
Measurement SW: DASY Module SAR V16.2.0.1425

5750 MHz System Verification at 17 dBm (50 mW)

Area Scan (40.0 x 80.0): Measurement grid: dx=10.0 mm, dy=10.0 mm
Zoom Scan (22.0 x 22.0 x 22.0): Measurement grid: dx=4.0 mm, dy=4.0 mm, dz=1.4 mm.
Graded Ratio: 1.4
Peak SAR (extrapolated) = 15.9 W/kg
SAR(1 g) = 3.73 W/kg; SAR(10 g) = 1.06 W/kg
Deviation (1 g) = -7.67%; Deviation (10 g) = -7.42%;



ELEMENT

DUT: Dipole 5800.0 MHz; Type: D5GHzV2 - SN1057

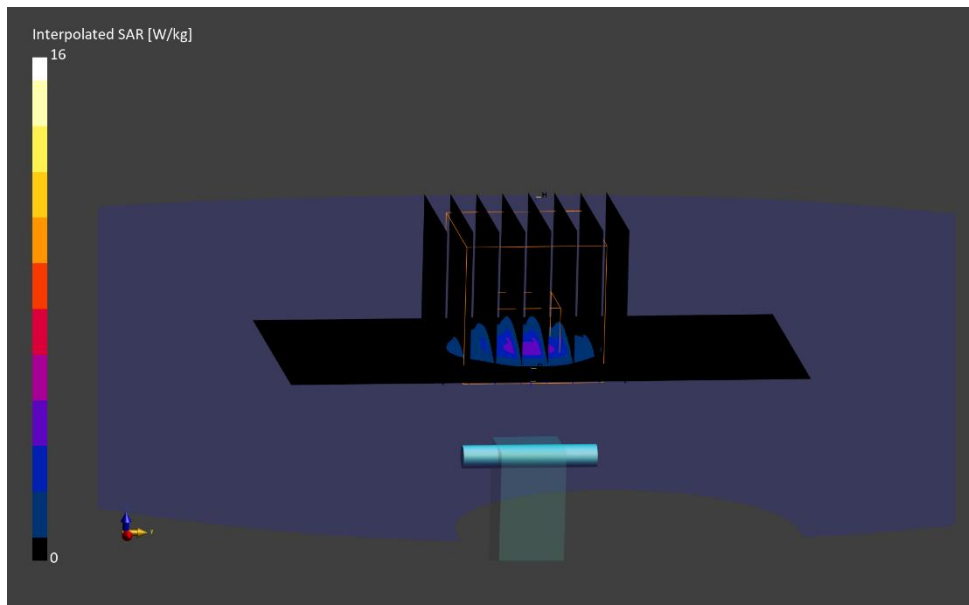
Communication System: UID: 0, CW; Frequency: 5800.0 MHz
Medium: 5200-5800 Head; Medium parameters used:
f = 5800.0 MHz; cond = 5.25 S/m; perm = 33.9; density = 1000 kg/m³
Phantom Section: Flat; Space: 10 mm

Test Date: 01/03/2023; Ambient Temp: 23.4°C; Tissue Temp: 21.0°C

Probe: EX3DV4 - SN7527; ConvF:(4.88,4.88,4.88); Calibrated: 2022-03-21
Sensor-Surface: 1.4mm (VMS + 6p)
Electronics: DAE4 Sn1272; Calibrated: 2022-03-16
Phantom: Twin-SAM V5.0; Serial: 1757
Measurement SW: DASY Module SAR V16.2.0.1425

5800 MHz System Verification at 17 dBm (50 mW)

Area Scan (40.0 x 80.0): Measurement grid: dx=10.0 mm, dy=10.0 mm
Zoom Scan (22.0 x 22.0 x 22.0): Measurement grid: dx=4.0 mm, dy=4.0 mm, dz=1.4 mm;
Graded Ratio: 1.4
Peak SAR (extrapolated) = 16.0 W/kg
SAR(1 g) = 3.72 W/kg; SAR(10 g) = 1.05 W/kg
Deviation (1 g) = -9.38%; Deviation (10 g) = -8.70%.



ELEMENT

DUT: Dipole 750.0 MHz; Type: D750V3 - SN1003

Communication System: UID: 0, CW; Frequency: 750.0 MHz
Medium: 750 Body; Medium parameters used:
f = 750.0 MHz; cond = 0.937 S/m; perm = 55.2; density = 1000 kg/m³
Phantom Section: Flat; Space: 15 mm

Test Date: 01/02/2023; Ambient Temp: 20.9°C; Tissue Temp: 20.0°C

Probe: EX3DV4 - SN7547; ConvF:(9.87,9.87,9.87); Calibrated: 2022-10-19
Sensor-Surface: 1.4mm (VMS + 6p)
Electronics: DAE4 Sn1322; Calibrated: 2022-10-17
Phantom: Twin-SAM V8.0; Serial: 1934
Measurement SW: DASY Module SAR V16.2.0.1425

750 MHz System Verification at 23 dBm (200 mW)

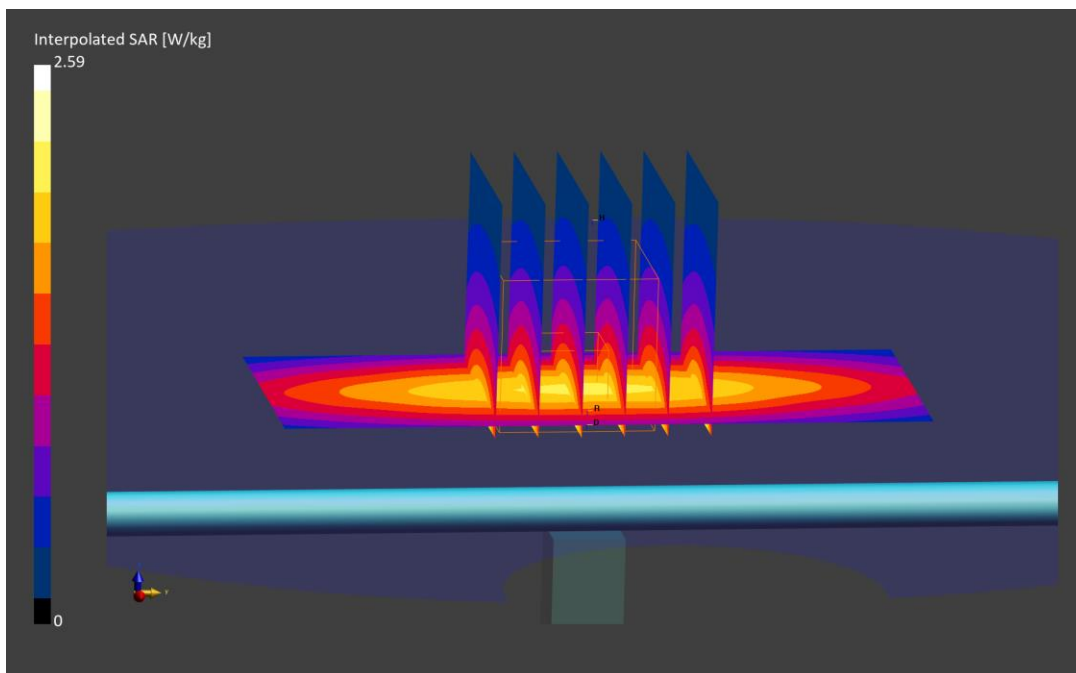
Area Scan (40.0 x 90.0): Measurement grid: dx=10.0 mm, dy=15.0 mm

Zoom Scan (30.0 x 30.0 x 30.0): Measurement grid: dx=6.0 mm, dy=6.0 mm, dz=1.5 mm; Graded Ratio: 1.5

Peak SAR (extrapolated) = 2.59 W/kg

SAR(1 g) = 1.75 W/kg; SAR(10 g) = 1.18 W/kg

Deviation (1 g) = -0.57%; Deviation (10 g) = 1.03%;



ELEMENT

DUT: Dipole 835.0 MHz; Type: D835V2 - SN4d180

Communication System: UID: 0, CW; Frequency: 835.0 MHz
Medium: 835 Body; Medium parameters used:
f = 835.0 MHz; cond = 1.00 S/m; perm = 53.2; density = 1000 kg/m³
Phantom Section: Flat; Space: 15 mm

Test Date: 12/15/2022; Ambient Temp: 22.5°C; Tissue Temp: 22.1°C

Probe: EX3DV4 - SN7640; ConvF:(10.66,10.66,10.66); Calibrated: 2022-02-24
Sensor-Surface: 1.4mm (VMS + 6p)
Electronics: DAE4 Sn1645; Calibrated: 2022-02-21
Phantom: Twin-SAM V5.0; Serial: 1868
Measurement SW: DASY Module SAR V16.2.0.1425

835 MHz System Verification at 23 dBm (200 mW)

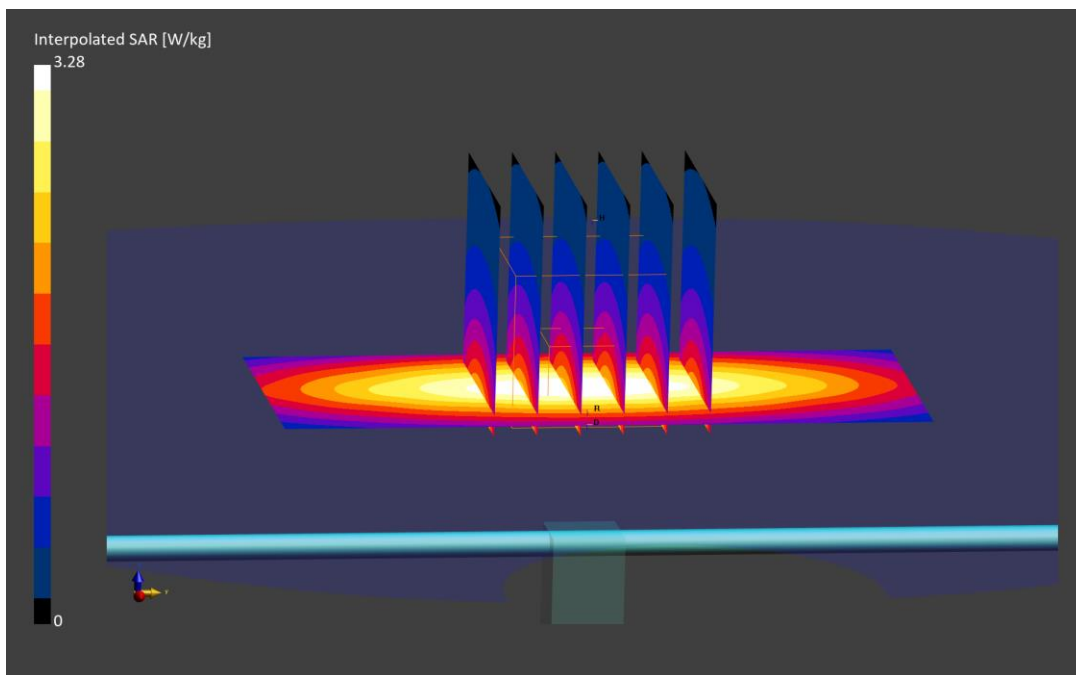
Area Scan (40.0 x 90.0): Measurement grid: dx=10.0 mm, dy=15.0 mm

Zoom Scan (30.0 x 30.0 x 30.0): Measurement grid: dx=6.0 mm, dy=6.0 mm, dz=1.5 mm; Graded Ratio: 1.5

Peak SAR (extrapolated) = 3.28 W/kg

SAR(1 g) = 2.05 W/kg; SAR(10 g) = 1.34 W/kg

Deviation (1 g) = 5.56%; Deviation (10 g) = 4.85%;



ELEMENT

DUT: Dipole 835.0 MHz; Type: D835V2 - SN4d119

Communication System: UID: 0, CW; Frequency: 835.0 MHz
Medium: 835 Body; Medium parameters used:
f = 835.0 MHz; cond = 0.964 S/m; perm = 54.2; density = 1000 kg/m³
Phantom Section: Flat; Space: 15 mm

Test Date: 12/15/2022; Ambient Temp: 21.4°C; Tissue Temp: 20.0°C

Probe: EX3DV4 - SN7547; ConvF:(9.63,9.63,9.63); Calibrated: 2022-10-19
Sensor-Surface: 1.4mm (VMS + 6p)
Electronics: DAE4 Sn1322; Calibrated: 2022-10-17
Phantom: Twin-SAM V8.0; Serial: 1934
Measurement SW: DASY Module SAR V16.2.0.1425

835 MHz System Verification at 23 dBm (200 mW)

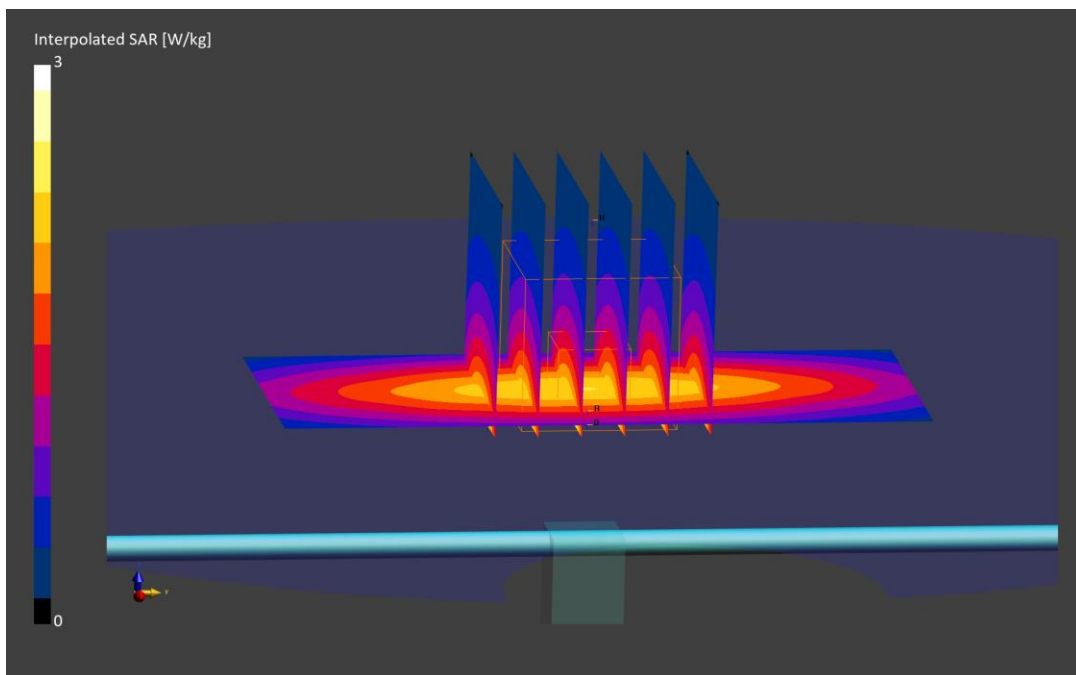
Area Scan (40.0 x 90.0): Measurement grid: dx=10.0 mm, dy=15.0 mm

Zoom Scan (30.0 x 30.0 x 30.0): Measurement grid: dx=6.0 mm, dy=6.0 mm, dz=1.5 mm; Graded Ratio: 1.5

Peak SAR (extrapolated) = 3.00 W/kg

SAR(1 g) = 1.97 W/kg; SAR(10 g) = 1.30 W/kg

Deviation (1 g) = -0.61%; Deviation (10 g) = -1.37%;



ELEMENT

DUT: Dipole 835.0 MHz; Type: D835V2 - SN4d119

Communication System: UID: 0, CW; Frequency: 835.0 MHz
Medium: 835 Body; Medium parameters used:
f = 835.0 MHz; cond = 0.956 S/m; perm = 54.0; density = 1000 kg/m³
Phantom Section: Flat; Space: 15 mm

Test Date: 12/20/2022; Ambient Temp: 20.5°C; Tissue Temp: 21.0°C

Probe: EX3DV4 - SN7547; ConvF:(9.63,9.63,9.63); Calibrated: 2022-10-19
Sensor-Surface: 1.4mm (VMS + 6p)
Electronics: DAE4 Sn1322; Calibrated: 2022-10-17
Phantom: Twin-SAM V8.0; Serial: 1934
Measurement SW: DASY Module SAR V16.2.0.1425

835 MHz System Verification at 23 dBm (200 mW)

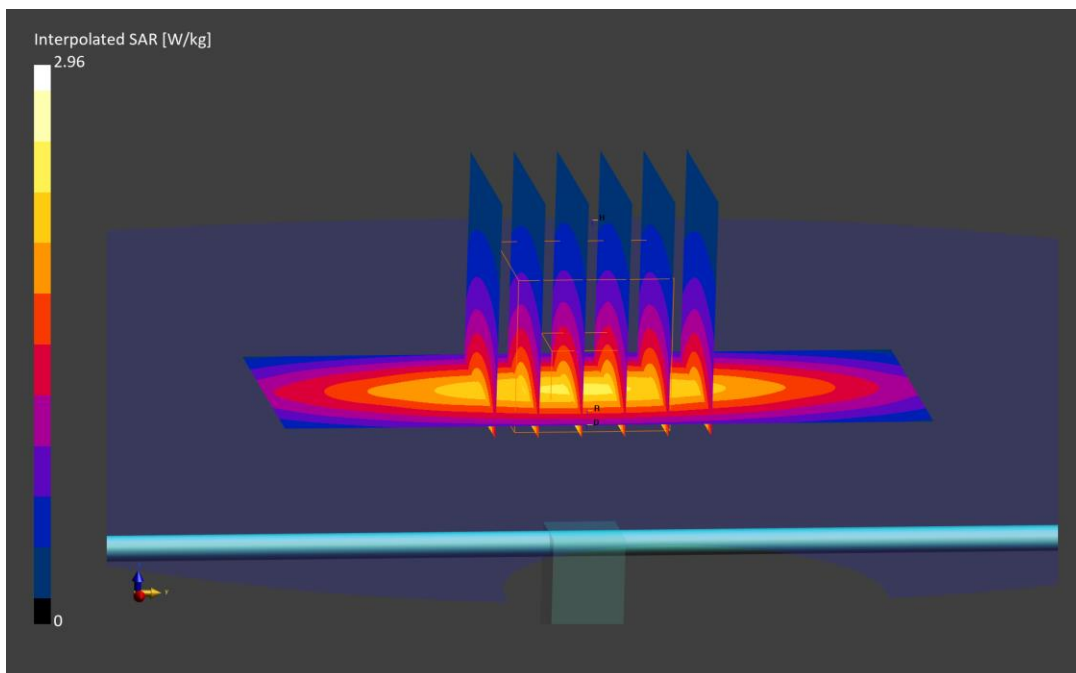
Area Scan (40.0 x 90.0): Measurement grid: dx=10.0 mm, dy=15.0 mm

Zoom Scan (30.0 x 30.0 x 30.0): Measurement grid: dx=6.0 mm, dy=6.0 mm, dz=1.5 mm; Graded Ratio: 1.5

Peak SAR (extrapolated) = 2.96 W/kg

SAR(1 g) = 1.98 W/kg; SAR(10 g) = 1.32 W/kg

Deviation (1 g) = -0.10%; Deviation (10 g) = 0.15%;



ELEMENT

DUT: Dipole 835.0 MHz; Type: D835V2 - SN4d132

Communication System: UID: 0, CW; Frequency: 835.0 MHz
Medium: 835 Body; Medium parameters used:
f = 835.0 MHz; cond = 0.941 S/m; perm = 55.1; density = 1000 kg/m³
Phantom Section: Flat; Space: 15 mm

Test Date: 12/22/2022; Ambient Temp: 24.2°C; Tissue Temp: 21.7°C

Probe: EX3DV4 - SN7488; ConvF:(10.88,10.88,10.88); Calibrated: 2022-02-21
Sensor-Surface: 1.4mm (VMS + 6p)
Electronics: DAE4 Sn1415; Calibrated: 2022-02-23
Phantom: Twin-SAM V8.0; Serial: 2065
Measurement SW: DASY Module SAR V16.2.0.1425

835 MHz System Verification at 23 dBm (200 mW)

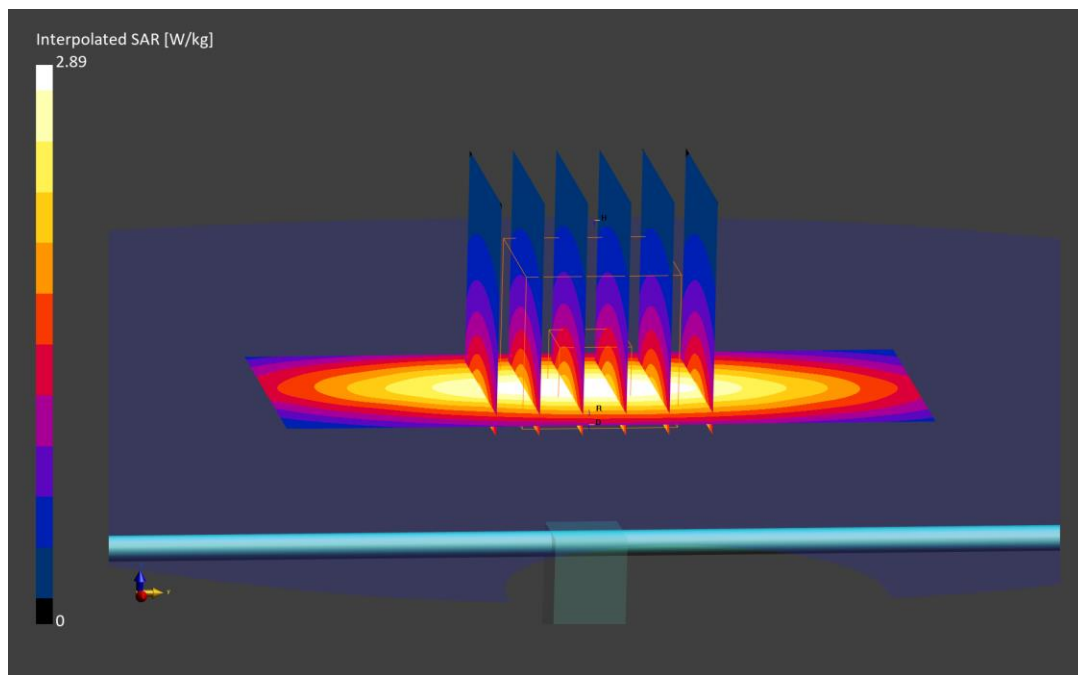
Area Scan (40.0 x 90.0): Measurement grid: dx=10.0 mm, dy=15.0 mm

Zoom Scan (30.0 x 30.0 x 30.0): Measurement grid: dx=6.0 mm, dy=6.0 mm, dz=1.5 mm; Graded Ratio: 1.5

Peak SAR (extrapolated) = 2.89 W/kg

SAR(1 g) = 1.89 W/kg; SAR(10 g) = 1.25 W/kg

Deviation (1 g) = -3.67%; Deviation (10 g) = -2.95%;



ELEMENT

DUT: Dipole 1750.0 MHz; Type: D1750V2 - SN1150

Communication System: UID: 0, CW; Frequency: 1750.0 MHz
Medium: 1750 Body; Medium parameters used:
f = 1750.0 MHz; cond = 1.49 S/m; perm = 51.2; density = 1000 kg/m³
Phantom Section: Flat; Space: 10 mm

Test Date: 12/19/2022; Ambient Temp: 21.5°C; Tissue Temp: 21.5°C

Probe: EX3DV4 - SN7406; ConvF:(8.06,8.06,8.06); Calibrated: 2022-07-18
Sensor-Surface: 1.4mm (VMS + 6p)
Electronics: DAE4 Sn1677; Calibrated: 2022-07-18
Phantom: Twin-SAM V8.0; Serial: 2064
Measurement SW: DASY Module SAR V16.2.0.1425

1750 MHz System Verification at 20 dBm (100 mW)

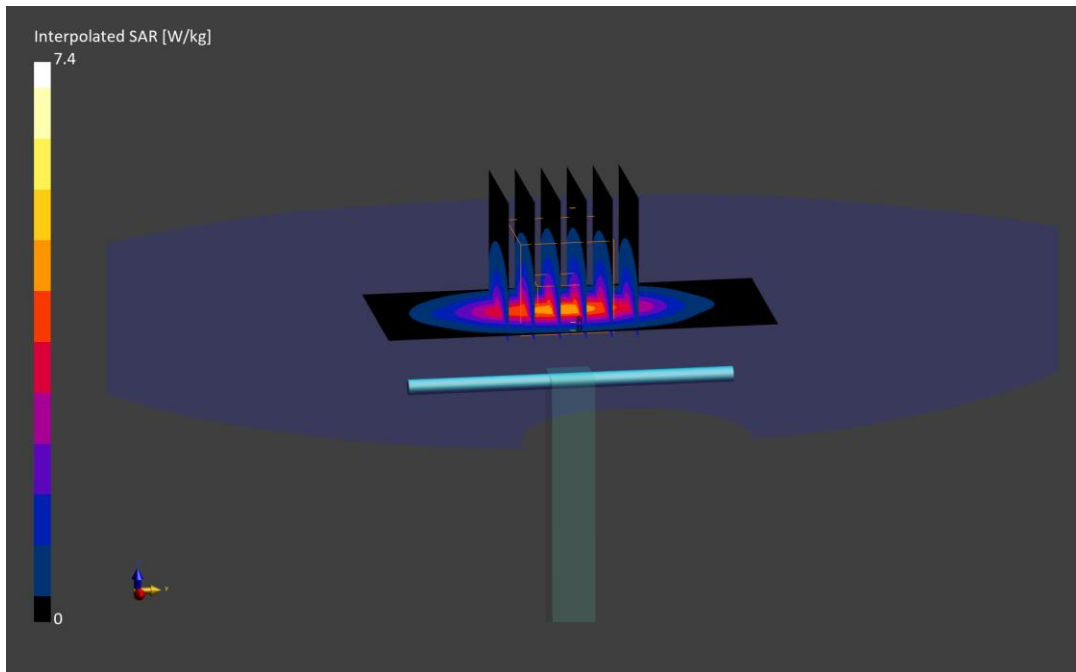
Area Scan (40.0 x 90.0): Measurement grid: dx=10.0 mm, dy=15.0 mm

Zoom Scan (30.0 x 30.0 x 30.0): Measurement grid: dx=6.0 mm, dy=6.0 mm, dz=1.5 mm; Graded Ratio: 1.5

Peak SAR (extrapolated) = 7.40 W/kg

SAR(1 g) = 3.82 W/kg; SAR(10 g) = 1.99 W/kg

Deviation (1 g) = 1.06%; Deviation (10 g) = -0.50%



ELEMENT

DUT: Dipole 1900.0 MHz; Type: D1900V2 - SN5d080

Communication System: UID: 0, CW; Frequency: 1900.0 MHz
Medium: 1900 Body; Medium parameters used:
f = 1900.0 MHz; cond = 1.54 S/m; perm = 51.9; density = 1000 kg/m³
Phantom Section: Flat; Space: 10 mm

Test Date: 12/13/2022; Ambient Temp: 22.5°C; Tissue Temp: 21.8°C

Probe: EX3DV4 - SN7570; ConvF:(8.19,8.19,8.19); Calibrated: 2022-01-19
Sensor-Surface: 1.4mm (VMS + 6p)
Electronics: DAE4 Sn1558; Calibrated: 2022-01-14
Phantom: Twin-SAM V8.0; Serial: 20063
Measurement SW: DASY Module SAR V16.2.0.1425

1900 MHz System Verification at 20 dBm (100 mW)

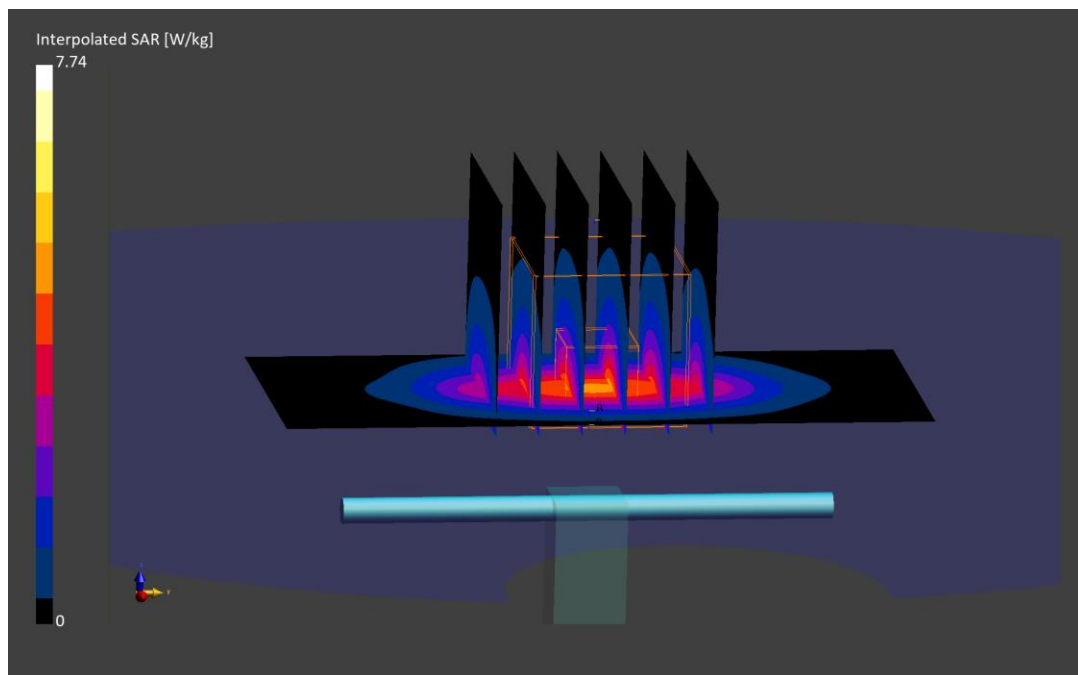
Area Scan (40.0 x 90.0): Measurement grid: dx=10.0 mm, dy=15.0 mm

Zoom Scan (30.0 x 30.0 x 30.0): Measurement grid: dx=6.0 mm, dy=6.0 mm, dz=1.5 mm; Graded Ratio: 1.5

Peak SAR (extrapolated) = 7.74 W/kg

SAR(1 g) = 3.95 W/kg; SAR(10 g) = 2.05 W/kg

Deviation (1 g) = -2.95%; Deviation (10 g) = -3.76%;



ELEMENT

DUT: Dipole 1900.0 MHz; Type: D1900V2 - SN5d080

Communication System: UID: 0, CW; Frequency: 1900.0 MHz
Medium: 1900 Body; Medium parameters used:
f = 1900.0 MHz; cond = 1.54 S/m; perm = 51.7; density = 1000 kg/m³
Phantom Section: Flat; Space: 10 mm

Test Date: 12/15/2022; Ambient Temp: 23.9°C; Tissue Temp: 21.2°C

Probe: EX3DV4 - SN7570; ConvF:(8.19,8.19,8.19); Calibrated: 2022-01-19
Sensor-Surface: 1.4mm (VMS + 6p)
Electronics: DAE4 Sn1558; Calibrated: 2022-01-14
Phantom: Twin-SAM V8.0; Serial: 20063
Measurement SW: DASY Module SAR V16.2.0.1425

1900 MHz System Verification at 20 dBm (100 mW)


Area Scan (40.0 x 90.0): Measurement grid: dx=10.0 mm, dy=15.0 mm

Zoom Scan (30.0 x 30.0 x 30.0): Measurement grid: dx=6.0 mm, dy=6.0 mm, dz=1.5 mm; Graded Ratio: 1.5

Peak SAR (extrapolated) = 7.91 W/kg

SAR(1 g) = 4.04 W/kg; SAR(10 g) = 2.09 W/kg

Deviation (1 g) = -0.74%; Deviation (10 g) = -1.88%;



ELEMENT

DUT: Dipole 2450.0 MHz; Type: D2450V2 - SN797

Communication System: UID: 0, CW; Frequency: 2450.0 MHz
Medium: 2450 Body; Medium parameters used:
f = 2450.0 MHz; cond = 2.02 S/m; perm = 51.0; density = 1000 kg/m³
Phantom Section: Flat; Space: 10 mm

Test Date: 12/27/2022; Ambient Temp: 23.0°C; Tissue Temp: 22.4°C

Probe: EX3DV4 - SN7410; ConvF:(7.52,7.52,7.52); Calibrated: 2022-07-19
Sensor-Surface: 1.4mm (VMS + 6p)
Electronics: DAE4 Sn1583; Calibrated: 2022-07-18
Phantom: Twin-SAM V8.0; Serial: 1966
Measurement SW: DASY Module SAR V16.2.0.1425

2450 MHz System Verification at 20 dBm (100 mW)

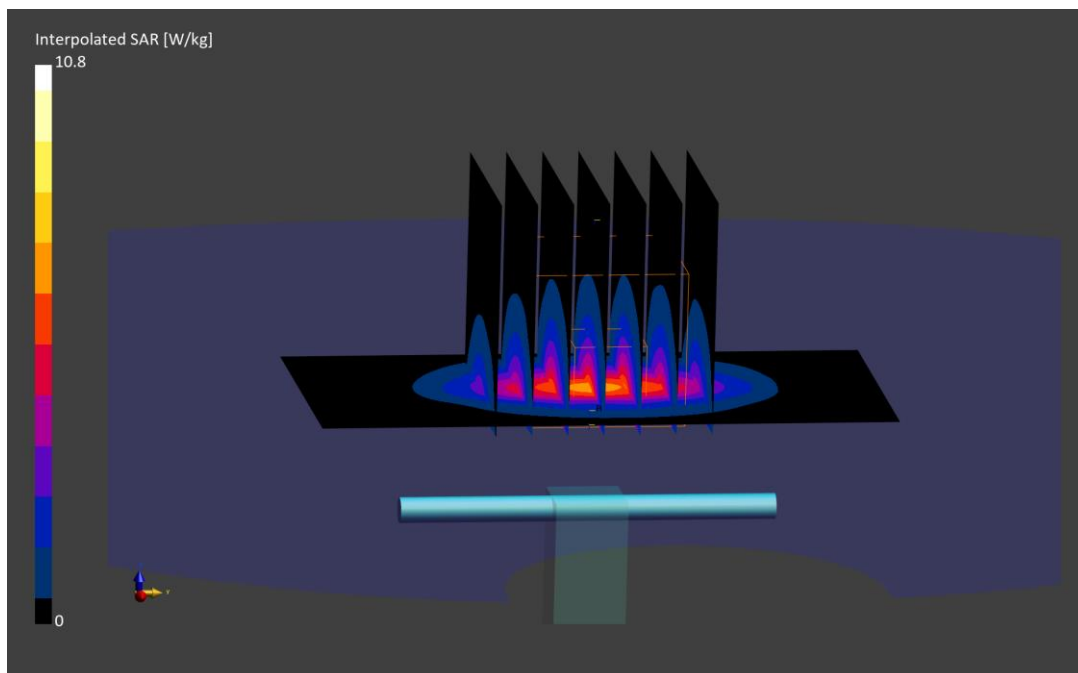
Area Scan (40.0 x 80.0): Measurement grid: dx=10.0 mm, dy=10.0 mm

Zoom Scan (30.0 x 30.0 x 30.0): Measurement grid: dx=5.0 mm, dy=5.0 mm, dz=1.5 mm; Graded Ratio: 1.5

Peak SAR (extrapolated) = 10.8 W/kg

SAR(1 g) = 5.13 W/kg; SAR(10 g) = 2.37 W/kg

Deviation (1 g) = 2.19%; Deviation (10 g) = 0.42%



ELEMENT

DUT: Dipole 2450.0 MHz; Type: D2450V2 - SN981

Communication System: UID: 0, CW; Frequency: 2450.0 MHz
Medium: 2450 Body; Medium parameters used:
f = 2450.0 MHz; cond = 2.01 S/m; perm = 51.2; density = 1000 kg/m³
Phantom Section: Flat; Space: 10 mm

Test Date: 12/29/2022; Ambient Temp: 24.0°C; Tissue Temp: 22.4°C

Probe: EX3DV4 - SN7410; ConvF:(7.52,7.52,7.52); Calibrated: 2022-07-19
Sensor-Surface: 1.4mm (VMS + 6p)
Electronics: DAE4 Sn1583; Calibrated: 2022-07-18
Phantom: Twin-SAM V8.0; Serial: 1966
Measurement SW: DASY Module SAR V16.2.0.1425

2450 MHz System Verification at 20 dBm (100 mW)

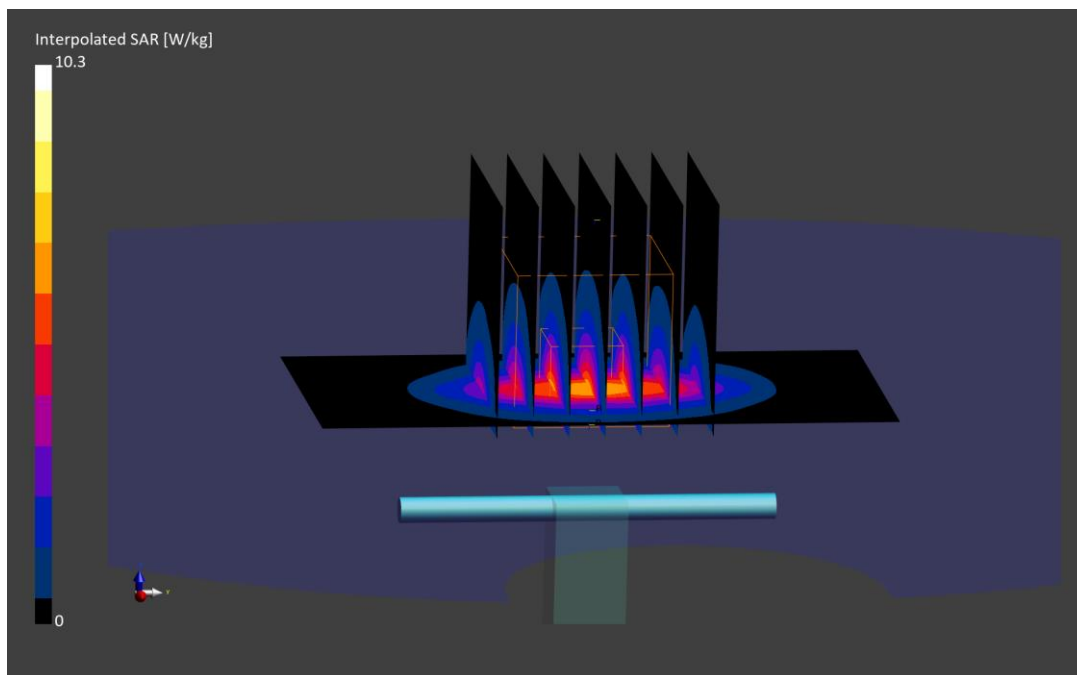
Area Scan (40.0 x 80.0): Measurement grid: dx=10.0 mm, dy=10.0 mm

Zoom Scan (30.0 x 30.0 x 30.0): Measurement grid: dx=5.0 mm, dy=5.0 mm, dz=1.5 mm; Graded Ratio: 1.5

Peak SAR (extrapolated) = 10.3 W/kg

SAR(1 g) = 5.14 W/kg; SAR(10 g) = 2.38 W/kg

Deviation (1 g) = 2.19%; Deviation (10 g) = 0.42%



ELEMENT

DUT: Dipole 2450.0 MHz; Type: D2450V2 - SN981

Communication System: UID: 0, CW; Frequency: 2450.0 MHz
Medium: 2450 Body; Medium parameters used:
f = 2450.0 MHz; cond = 2.03 S/m; perm = 51.2; density = 1000 kg/m³
Phantom Section: Flat; Space: 10 mm

Test Date: 01/03/2023; Ambient Temp: 21.3°C; Tissue Temp: 21.2°C

Probe: EX3DV4 - SN7410; ConvF:(7.52,7.52,7.52); Calibrated: 2022-07-19
Sensor-Surface: 1.4mm (VMS + 6p)
Electronics: DAE4 Sn1583; Calibrated: 2022-07-18
Phantom: Twin-SAM V8.0; Serial: 1966
Measurement SW: DASY Module SAR V16.2.0.1425

2450 MHz System Verification at 20 dBm (100 mW)

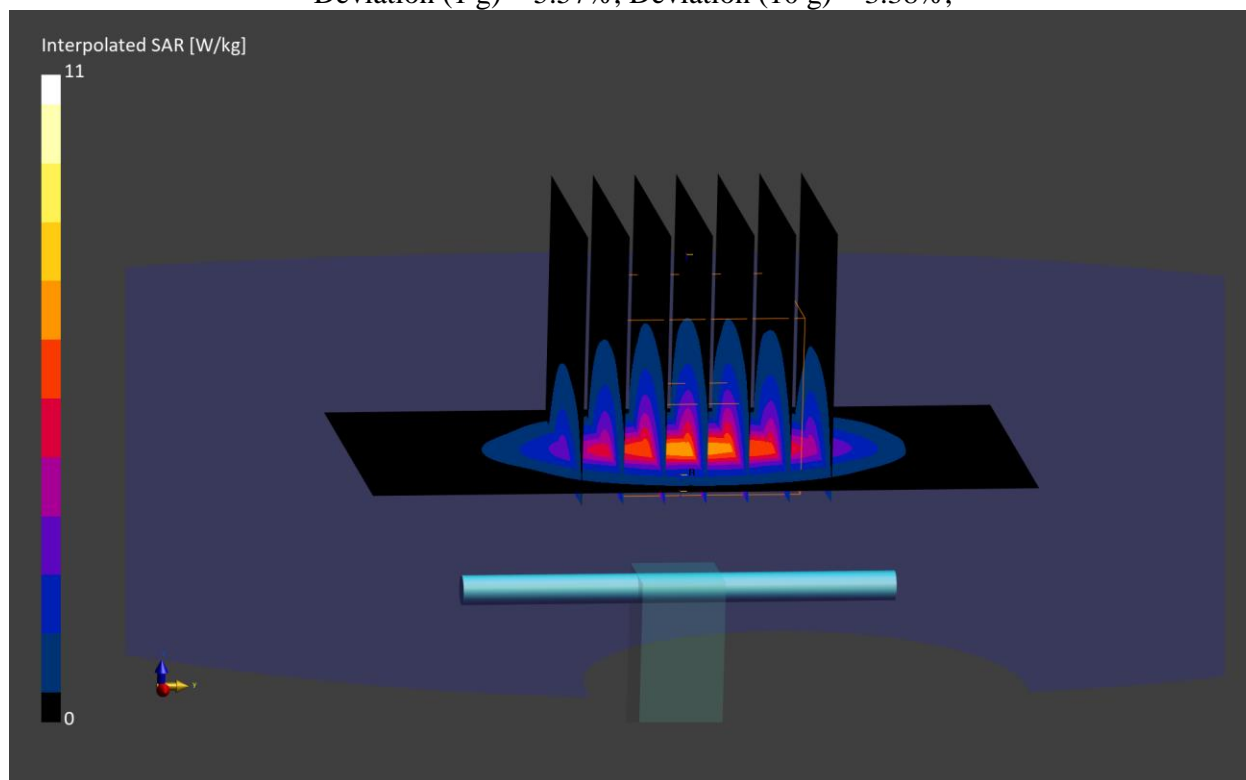
Area Scan (40.0 x 80.0): Measurement grid: dx=10.0 mm, dy=10.0 mm

Zoom Scan (30.0 x 30.0 x 30.0): Measurement grid: dx=5.0 mm, dy=5.0 mm, dz=1.5 mm; Graded Ratio: 1.5

Peak SAR (extrapolated) = 11.0 W/kg

SAR(1 g) = 5.31 W/kg; SAR(10 g) = 2.45 W/kg

Deviation (1 g) = 5.57%; Deviation (10 g) = 3.38%;



ELEMENT

DUT: Dipole 2600.0 MHz; Type: D2600V2 - SN1004

Communication System: UID: 0, CW; Frequency: 2600.0 MHz
Medium: 2450 Body; Medium parameters used:
f = 2600.0 MHz; cond = 2.15 S/m; perm = 50.8; density = 1000 kg/m³
Phantom Section: Flat; Space: 10 mm

Test Date: 12/13/2022; Ambient Temp: 20.9°C; Tissue Temp: 20.1°C

Probe: EX3DV4 - SN7410; ConvF:(7.45,7.45,7.45); Calibrated: 2022-07-19
Sensor-Surface: 1.4mm (VMS + 6p)
Electronics: DAE4 Sn1583; Calibrated: 2022-07-18
Phantom: Twin-SAM V8.0; Serial: 1966
Measurement SW: DASY Module SAR V16.2.0.1425

2600 MHz System Verification at 20 dBm (100 mW)


Area Scan (40.0 x 80.0): Measurement grid: dx=10.0 mm, dy=10.0 mm

Zoom Scan (30.0 x 30.0 x 30.0): Measurement grid: dx=5.0 mm, dy=5.0 mm, dz=1.5 mm; Graded Ratio: 1.5

Peak SAR (extrapolated) = 12.0 W/kg

SAR(1 g) = 5.46 W/kg; SAR(10 g) = 2.42 W/kg

Deviation (1 g) = -1.44%; Deviation (10 g) = -2.42%;



ELEMENT

DUT: Dipole 2600.0 MHz; Type: D2600V2 - SN1071

Communication System: UID: 0, CW; Frequency: 2600.0 MHz
Medium: 2450 Body; Medium parameters used:
f = 2600.0 MHz; cond = 2.15 S/m; perm = 50.8; density = 1000 kg/m³
Phantom Section: Flat; Space: 10 mm

Test Date: 12/27/2022; Ambient Temp: 23.0°C; Tissue Temp: 22.4°C

Probe: EX3DV4 - SN7410; ConvF:(7.45,7.45,7.45); Calibrated: 2022-07-19
Sensor-Surface: 1.4mm (VMS + 6p)
Electronics: DAE4 Sn1583; Calibrated: 2022-07-18
Phantom: Twin-SAM V8.0; Serial: 1966
Measurement SW: DASY Module SAR V16.2.0.1425

2600 MHz System Verification at 20 dBm (100 mW)

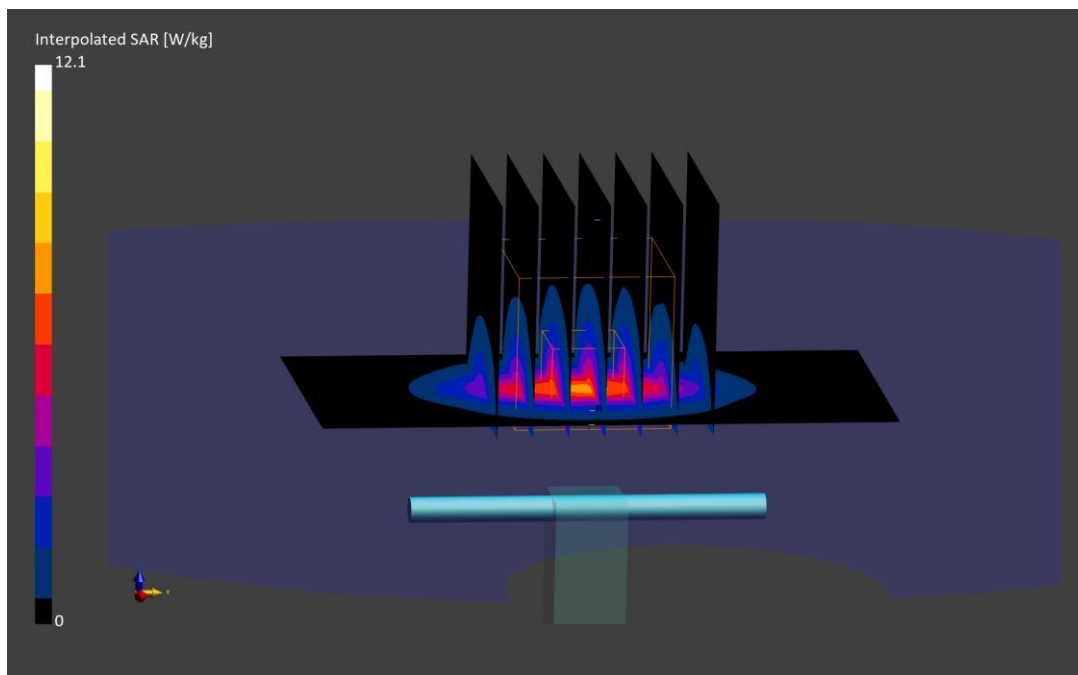
Area Scan (40.0 x 80.0): Measurement grid: dx=10.0 mm, dy=10.0 mm

Zoom Scan (30.0 x 30.0 x 30.0): Measurement grid: dx=5.0 mm, dy=5.0 mm, dz=1.5 mm; Graded Ratio: 1.5

Peak SAR (extrapolated) = 12.1 W/kg

SAR(1 g) = 5.58 W/kg; SAR(10 g) = 2.49 W/kg

Deviation (1 g) = 2.76%; Deviation (10 g) = 2.47%



ELEMENT

DUT: Dipole 2600.0 MHz; Type: D2600V2 - SN1071

Communication System: UID: 0, CW; Frequency: 2600.0 MHz
Medium: 2450 Body; Medium parameters used:
f = 2600.0 MHz; cond = 2.16 S/m; perm = 51.0; density = 1000 kg/m³
Phantom Section: Flat; Space: 10 mm

Test Date: 01/03/2023; Ambient Temp: 21.3°C; Tissue Temp: 21.2°C

Probe: EX3DV4 - SN7410; ConvF:(7.45,7.45,7.45); Calibrated: 2022-07-19
Sensor-Surface: 1.4mm (VMS + 6p)
Electronics: DAE4 Sn1583; Calibrated: 2022-07-18
Phantom: Twin-SAM V8.0; Serial: 1966
Measurement SW: DASY Module SAR V16.2.0.1425

2600 MHz System Verification at 20 dBm (100 mW)


Area Scan (40.0 x 80.0): Measurement grid: dx=10.0 mm, dy=10.0 mm

Zoom Scan (30.0 x 30.0 x 30.0): Measurement grid: dx=5.0 mm, dy=5.0 mm, dz=1.5 mm; Graded Ratio: 1.5

Peak SAR (extrapolated) = 12.2 W/kg

SAR(1 g) = 5.57 W/kg; SAR(10 g) = 2.47 W/kg

Deviation (1 g) = 2.58%; Deviation (10 g) = 1.65%;



ELEMENT

DUT: Dipole 5250.0 MHz; Type: D5GHzV2 - SN1057

Communication System: UID: 0, CW; Frequency: 5250.0 MHz
Medium: 5200-5800 Body; Medium parameters used:
f = 5250.0 MHz; cond = 5.36 S/m; perm = 48.2; density = 1000 kg/m³
Phantom Section: Flat; Space: 10 mm

Test Date: 12/21/2022; Ambient Temp: 22.7°C; Tissue Temp: 21.1°C

Probe: EX3DV4 - SN7659; ConvF:(5.21,5.21,5.21); Calibrated: 2022-04-20
Sensor-Surface: 1.4mm (VMS + 6p)
Electronics: DAE4 Sn1407; Calibrated: 2022-04-13
Phantom: Twin-SAM V5.0; Serial: 1873
Measurement SW: DASY Module SAR V16.2.0.1425

5250 MHz System Verification at 17 dBm (50 mW)


Area Scan (40.0 x 80.0): Measurement grid: dx=10.0 mm, dy=10.0 mm

Zoom Scan (22.0 x 22.0 x 22.0): Measurement grid: dx=4.0 mm, dy=4.0 mm, dz=1.4 mm; Graded Ratio: 1.4

Peak SAR (extrapolated) = 12.9 W/kg

SAR(1 g) = 3.55 W/kg; SAR(10 g) = 1.02 W/kg

Deviation (1 g) = -4.31%; Deviation (10 g) = -0.97%;



ELEMENT

DUT: Dipole 5600.0 MHz; Type: D5GHzV2 - SN1057

Communication System: UID: 0, CW; Frequency: 5600.0 MHz
Medium: 5200-5800 Body; Medium parameters used:
f = 5600.0 MHz; cond = 5.87 S/m; perm = 47.6; density = 1000 kg/m³
Phantom Section: Flat; Space: 10 mm

Test Date: 12/21/2022; Ambient Temp: 22.7°C; Tissue Temp: 21.1°C

Probe: EX3DV4 - SN7659; ConvF:(4.6,4.6,4.6); Calibrated: 2022-04-20
Sensor-Surface: 1.4mm (VMS + 6p)
Electronics: DAE4 Sn1407; Calibrated: 2022-04-13
Phantom: Twin-SAM V5.0; Serial: 1873
Measurement SW: DASY Module SAR V16.2.0.1425

5600 MHz System Verification at 17 dBm (50 mW)

Area Scan (40.0 x 80.0): Measurement grid: dx=10.0 mm, dy=10.0 mm

Zoom Scan (22.0 x 22.0 x 22.0): Measurement grid: dx=4.0 mm, dy=4.0 mm, dz=1.4 mm; Graded Ratio: 1.4

Peak SAR (extrapolated) = 14.6 W/kg

SAR(1 g) = 3.70 W/kg; SAR(10 g) = 1.06 W/kg

Deviation (1 g) = -3.90%; Deviation (10 g) = 0.00%;



ELEMENT

DUT: Dipole 5750.0 MHz; Type: D5GHzV2 - SN1057

Communication System: UID: 0, CW; Frequency: 5750.0 MHz
Medium: 5200-5800 Body; Medium parameters used:
f = 5750.0 MHz; cond = 6.10 S/m; perm = 47.3; density = 1000 kg/m³
Phantom Section: Flat; Space: 10 mm

Test Date: 12/21/2022; Ambient Temp: 22.7°C; Tissue Temp: 21.1°C

Probe: EX3DV4 - SN7659; ConvF:(4.67,4.67,4.67); Calibrated: 2022-04-20
Sensor-Surface: 1.4mm (VMS + 6p)
Electronics: DAE4 Sn1407; Calibrated: 2022-04-13
Phantom: Twin-SAM V5.0; Serial: 1873
Measurement SW: DASY Module SAR V16.2.0.1425

5750 MHz System Verification at 17 dBm (50 mW)


Area Scan (40.0 x 80.0): Measurement grid: dx=10.0 mm, dy=10.0 mm

Zoom Scan (22.0 x 22.0 x 22.0): Measurement grid: dx=4.0 mm, dy=4.0 mm, dz=1.4 mm; Graded Ratio: 1.4

Peak SAR (extrapolated) = 14.0 W/kg

SAR(1 g) = 3.45 W/kg; SAR(10 g) = 0.999 W/kg

Deviation (1 g) = -7.88%; Deviation (10 g) = -3.48%;



ELEMENT

DUT: Dipole 5800.0 MHz; Type: D5GHzV2 - SN1057

Communication System: UID: 0, CW; Frequency: 5800.0 MHz
Medium: 5200-5800 Body; Medium parameters used:
f = 5800.0 MHz; cond = 6.17 S/m; perm = 47.2; density = 1000 kg/m³
Phantom Section: Flat; Space: 10 mm

Test Date: 12/21/2022; Ambient Temp: 22.7°C; Tissue Temp: 21.1°C

Probe: EX3DV4 - SN7659; ConvF:(4.67,4.67,4.67); Calibrated: 2022-04-20
Sensor-Surface: 1.4mm (VMS + 6p)
Electronics: DAE4 Sn1407; Calibrated: 2022-04-13
Phantom: Twin-SAM V5.0; Serial: 1873
Measurement SW: DASY Module SAR V16.2.0.1425

5800 MHz System Verification at 17 dBm (50 mW)

Area Scan (40.0 x 80.0): Measurement grid: dx=10.0 mm, dy=10.0 mm

Zoom Scan (22.0 x 22.0 x 22.0): Measurement grid: dx=4.0 mm, dy=4.0 mm, dz=1.4 mm; Graded Ratio: 1.4

Peak SAR (extrapolated) = 15.1 W/kg

SAR(1 g) = 3.68 W/kg; SAR(10 g) = 1.04 W/kg

Deviation (1 g) = -1.60%; Deviation (10 g) = 1.46%;

