


DUT and SAR Set-up Photos

Overall Dimensions



Front View of the DUT



Rear View of the DUT



Setup Photos


Handset Vertical and Horizontal Reference Lines

Vertical
Center Line



Head Exposure Conditions

Left Touch




Left Tilt (15°)



Right Touch



Right Tilt (15°)




Body-worn Accessory & Hotspot mode Exposure Conditions

Rear (15mm)



Front (15mm)



Hotspot Exposure Conditions


Rear (10mm)



Front (10mm)




Edge 1 (10mm)




Edge 2 (10mm)



Edge 3 (10mm)



Edge 4 (10mm)



Product Specific 10-g Exposure Conditions

Rear (0mm)



Rear (11mm)




Front (0mm)



Front (9mm)




Edge 1 (0mm)




Edge 2 (0mm)




Edge 3 (0mm)



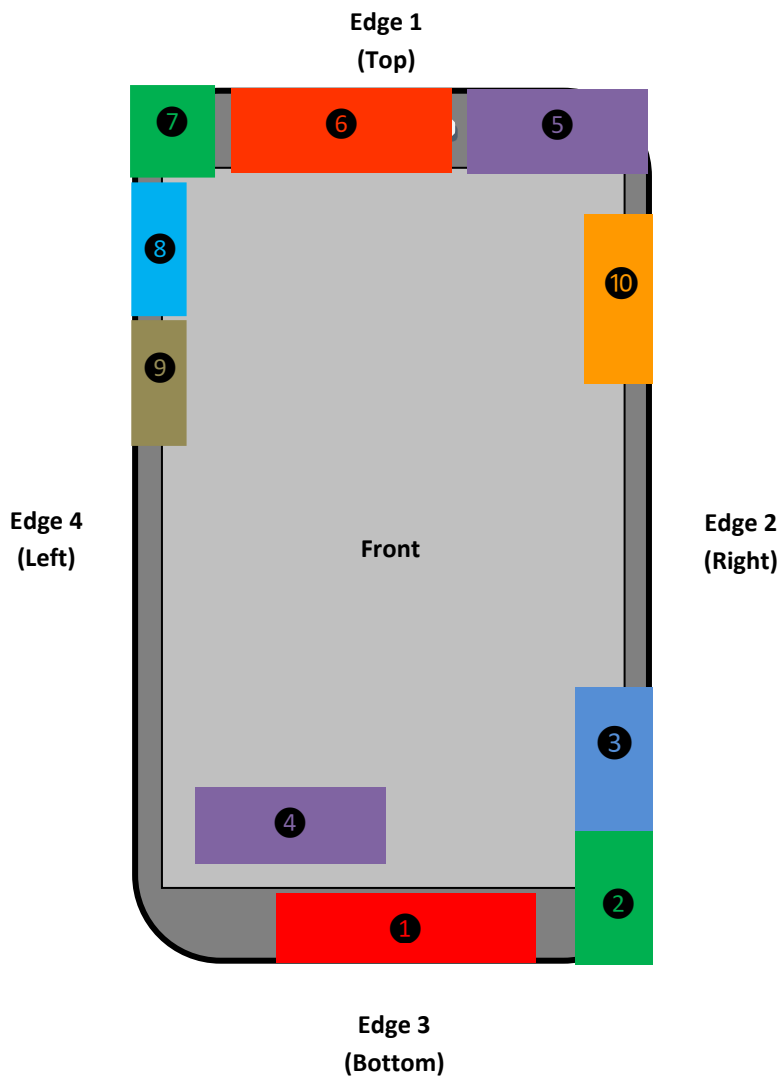
Edge 3 (15mm)





Antenna Dimensions & Separation Distances

- ① Main Ant 1
-GSM 850, 1900
-WCDMA II, IV, V
-LTE B2, 4, 5, 12, 13, 17, 25, 26, 66
-NR n2, 5, 25, 66
- ② Main Ant 2
- LTE B41
- NR n41 SRS1
- ③ Main Ant 3
- NR n77 SRS1
- ④ Main Ant 4
- NR n41 SRS3, n77 SRS3
- ⑤ SUB Ant 1
-WiFi2 5G/6G
- NR n41 SRS2
- ⑥ SUB Ant 2
-LTE B4
-NR n41 SRS0, n66
- ⑦ SUB Ant 3
- WiFi1 5G/6G
- NR n77 SRS0
- ⑧ SUB Ant 4
- WiFi1 2.4G
- ⑨ SUB Ant 5
- NR n77 SRS2
- ⑩ SUB Ant 6
- WiFi2 2.4G



Antenna		Main Ant.1	Main Ant.2	Main Ant.3	Main Ant.4	Sub Ant.1	Sub Ant.2	Sub Ant.3	Sub Ant.4	Sub Ant.5	Sub Ant.6
Distance between Antenna to Edges of Device (mm)	Edge 1	154	140	127	147	0	0	0	23	45	43
	Edge 2	23	0	0	47	0	36	72	72	72	0
	Edge 3	0	0	21	7	155	155	141	121	100	99
	Edge 4	23	72	72	13	43	23	0	0	0	72