

FCC ID:	A3LSMS916U
Date:	11/29/2022
Test Procedure:	KDB 680106 D01 v03r01

Load	E Measurements (V/m)	10% Battery	50% Battery	70% Battery	Limit (V/m)
		Distance from probe (cm)	Distance from probe (cm)	Distance from probe (cm)	
		15	15	15	
Phone	A (Bottom)	0.398	0.381	0.391	614.00
	B (Right)	0.381	0.381	0.381	614.00
	C (Top)	0.391	0.389	0.381	614.00
	D (Left)	0.398	0.365	0.373	614.00
	E (Front)	0.703	0.703	0.703	614.00
	F (Back)	0.788	0.820	0.810	614.00

Table 1. E-field Measurement by battery level (phone load)

Load	E Measurements (V/m)	Distance from probe (cm)	Limit (V/m)
		15	
Watch	F (Back)	0.662	614.00
Earbuds	F (Back)	2.085	614.00



Table 2. E-field Measurement by battery level (non-phone loads)

Load	H Measurements (A/m)	10% Battery	50% Battery	70% Battery	Limit (A/m)
		Distance from probe (cm)	Distance from probe (cm)	Distance from probe (cm)	
		15	15	15	
Phone	A (Bottom)	0.145	0.145	0.145	1.63
	B (Right)	0.144	0.138	0.144	1.63
	C (Top)	0.145	0.145	0.145	1.63
	D (Left)	0.144	0.142	0.148	1.63
	E (Front)	0.144	0.149	0.144	1.63
	F (Back)	0.150	0.145	0.145	1.63

Table 3. H-field Measurement by battery level (phone load)

Load	H Measurements (A/m)	Distance from probe (cm)	Limit (A/m)
		15	
Watch	F (Back)	0.157	1.63
Earbuds	F (Back)	0.197	1.63

Table 4. H-field Measurement by battery level (non-phone loads)

FCC ID: A3LSMS916U	 RF EXPOSURE E-/H-FIELD TEST REPORT		Approved by: Managing Director
Filename: 1M2209010097-31.A3L	Test Dates: 11/28/2022 – 11/29/2022	DUT Type: Portable Handset	Page 1 of 2

A	B	C	D	E	F
BOTTOM EDGE	RIGHT EDGE	TOP EDGE	LEFT EDGE	FRONT (SCREEN)	BACK

Table 5. EUT Position Description

Note:

1. The right and left edge are determined with the EUT screen facing the user.
2. H-Field Measurements were found to be noise floor



Description of Test Setup

- o Testing was performed with a calibrated field probe.
- o Measurement was performed on each side of the EUT as described in Table 5.
- o Testing was performed at the distances and different battery levels as indicated on Tables 1 through 4.
- o Measurement procedure was performed per FCC Guidance.

Test Equipment

Manufacturer	Model	Description	Cal Date	Cal Interval	Cal Due	Serial Number
Narda	EHP-200AC	Electronic & Magnetic Field Probe	6/9/2022	Annual	6/9/2023	170WX70211

Table 6. Test Equipment

FCC ID: A3LSMS916U	 RF EXPOSURE E-/H-FIELD TEST REPORT		Approved by: Managing Director
Filename: 1M2209010097-31.A3L	Test Dates: 11/28/2022 – 11/29/2022	DUT Type: Portable Handset	Page 2 of 2