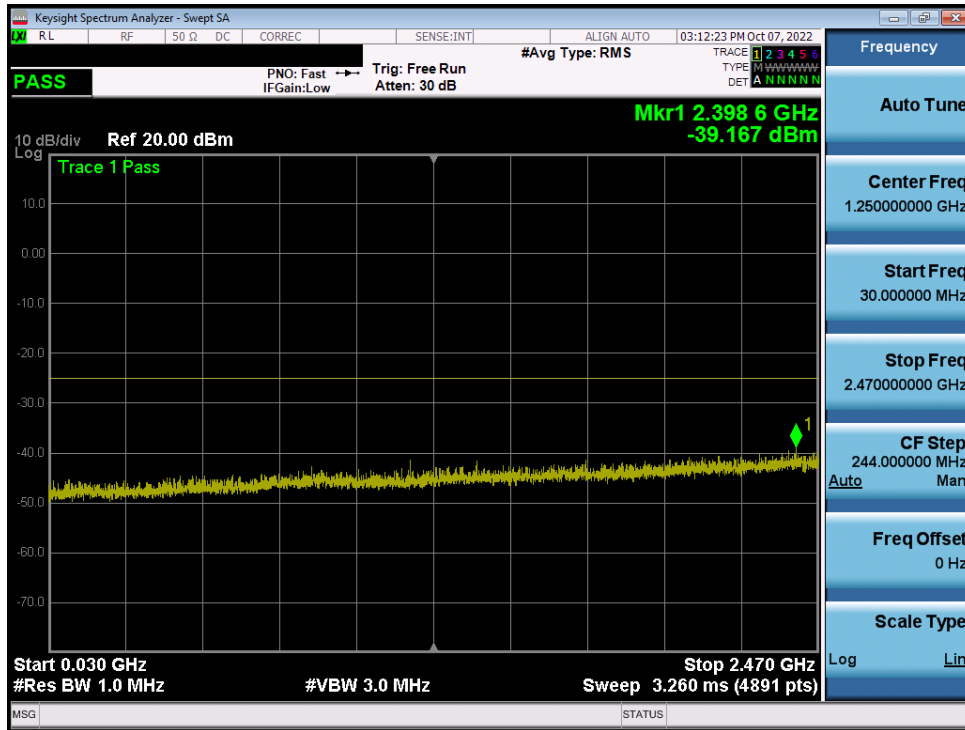
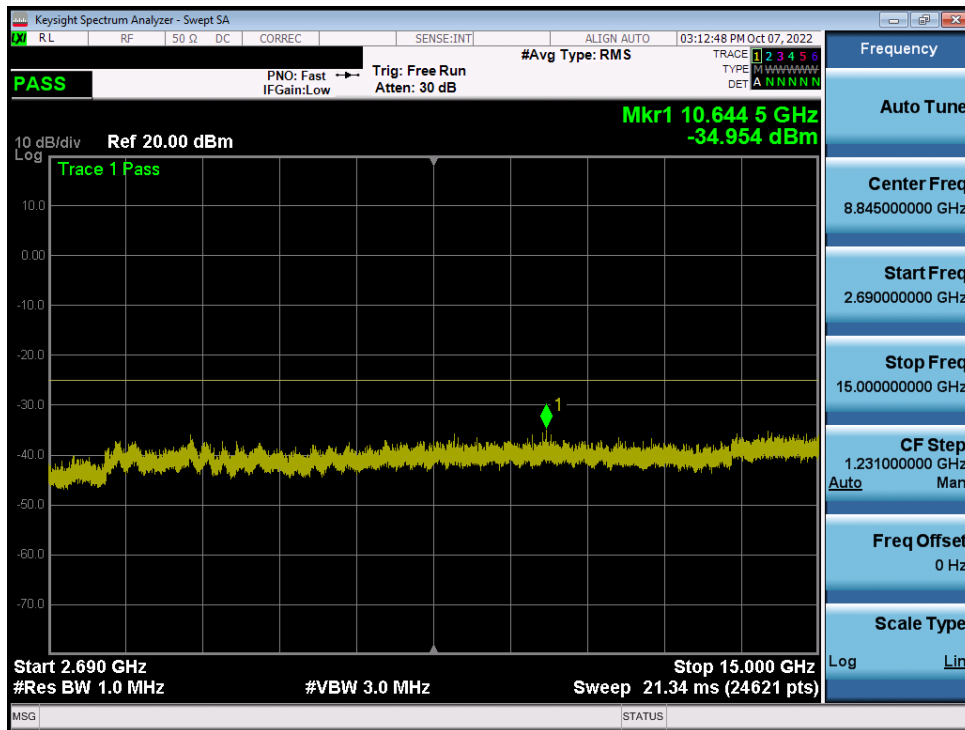


NR Band n41 (PC2) – Switching – Ant E

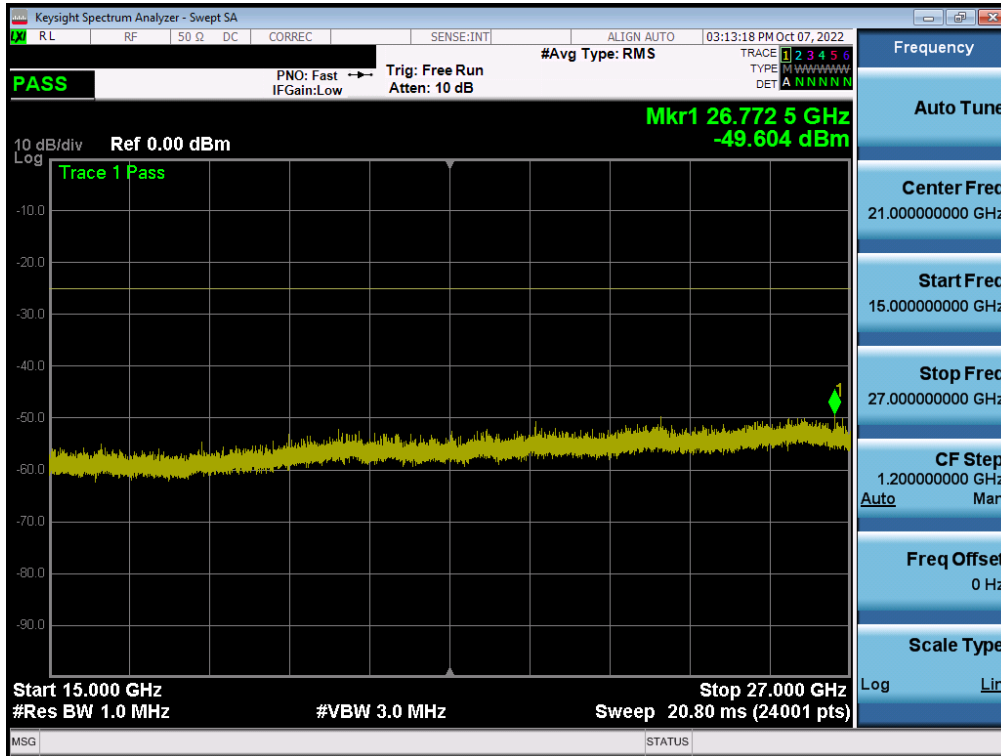


Plot 7-328. Conducted Spurious Plot (NR Band n41 (PC2) - 100MHz QPSK - RB Size 1, RB Offset 0 - Low Channel - Switching - Ant E)

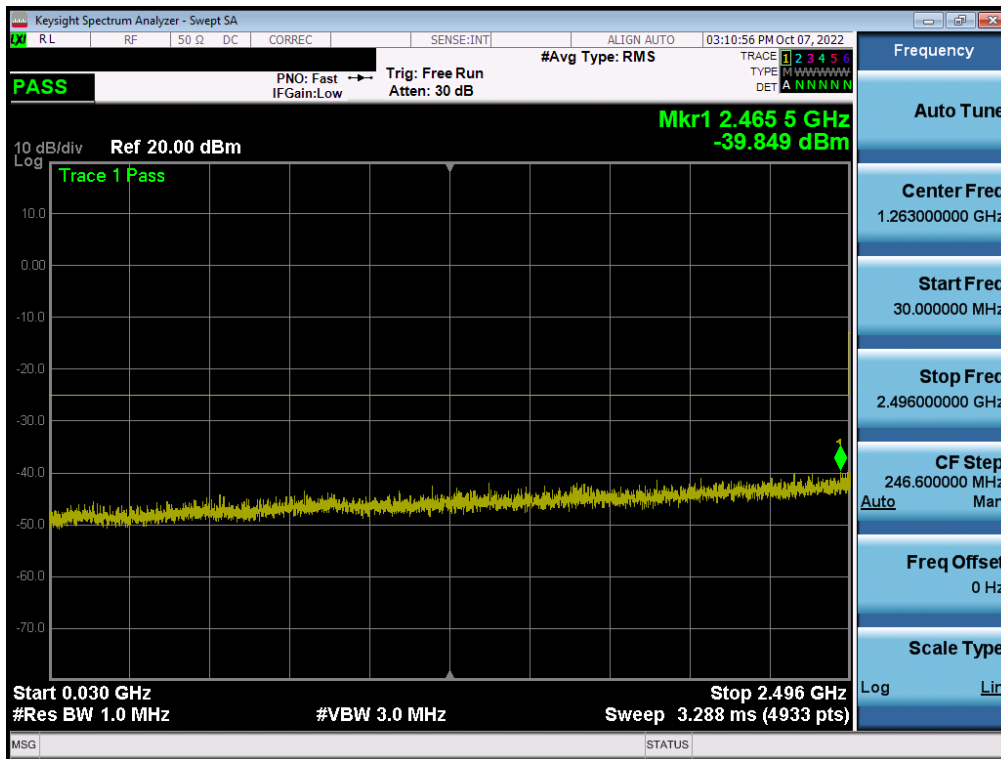


Plot 7-329. Conducted Spurious Plot (NR Band n41 (PC2) - 100MHz QPSK - RB Size 1, RB Offset 0 - Low Channel - Switching - Ant E)

FCC ID: A3LSMS916U	PART 27 MEASUREMENT REPORT		Approved by: Technical Manager
Test Report S/N: 1M2209010097-04.A3L	Test Dates: 09/02/2022 - 11/20/2022	EUT Type: Portable Handset	Page 200 of 379

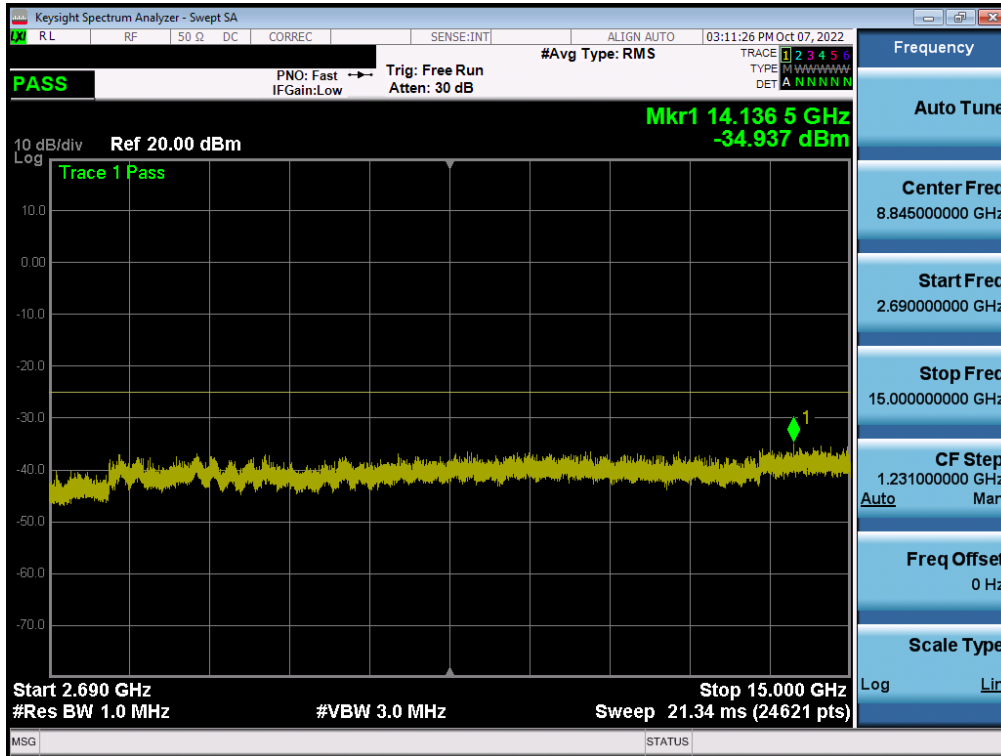


Plot 7-330. Conducted Spurious Plot (NR Band n41 (PC2) - 100MHz QPSK - RB Size 1, RB Offset 0 - Low Channel - Switching - Ant E)

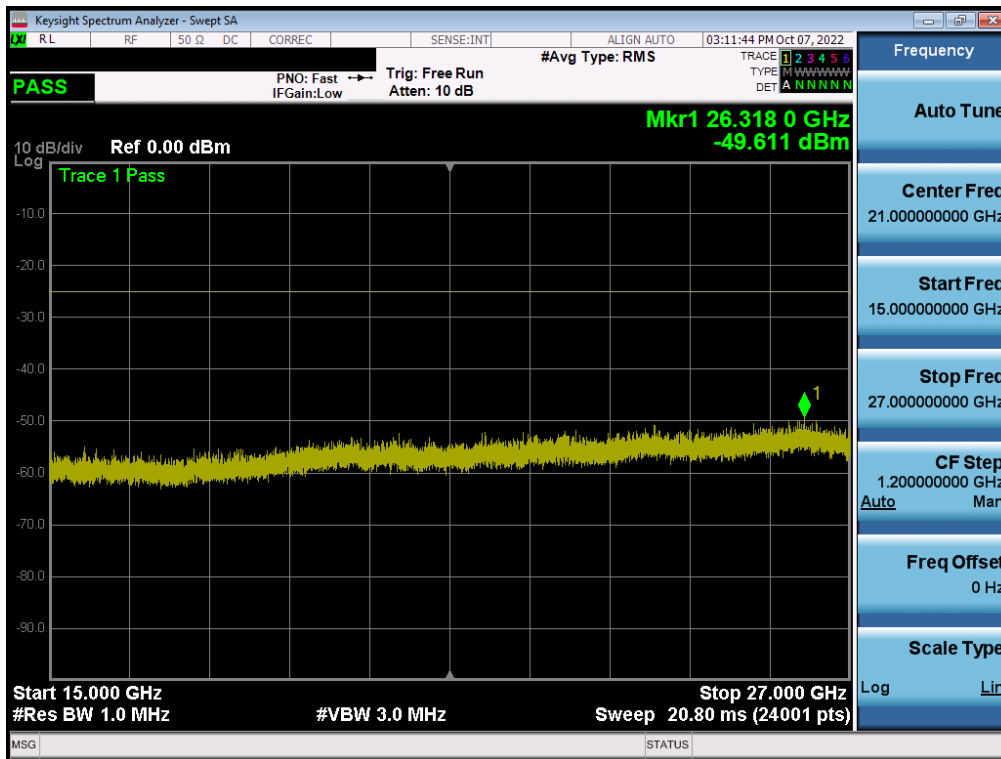


Plot 7-331. Conducted Spurious Plot (NR Band n41 (PC2) - 100MHz QPSK - RB Size 1, RB Offset 0 - Mid Channel - Switching - Ant E)

FCC ID: A3LSMS916U	PART 27 MEASUREMENT REPORT		Approved by: Technical Manager
Test Report S/N: 1M2209010097-04.A3L	Test Dates: 09/02/2022 - 11/20/2022	EUT Type: Portable Handset	Page 201 of 379

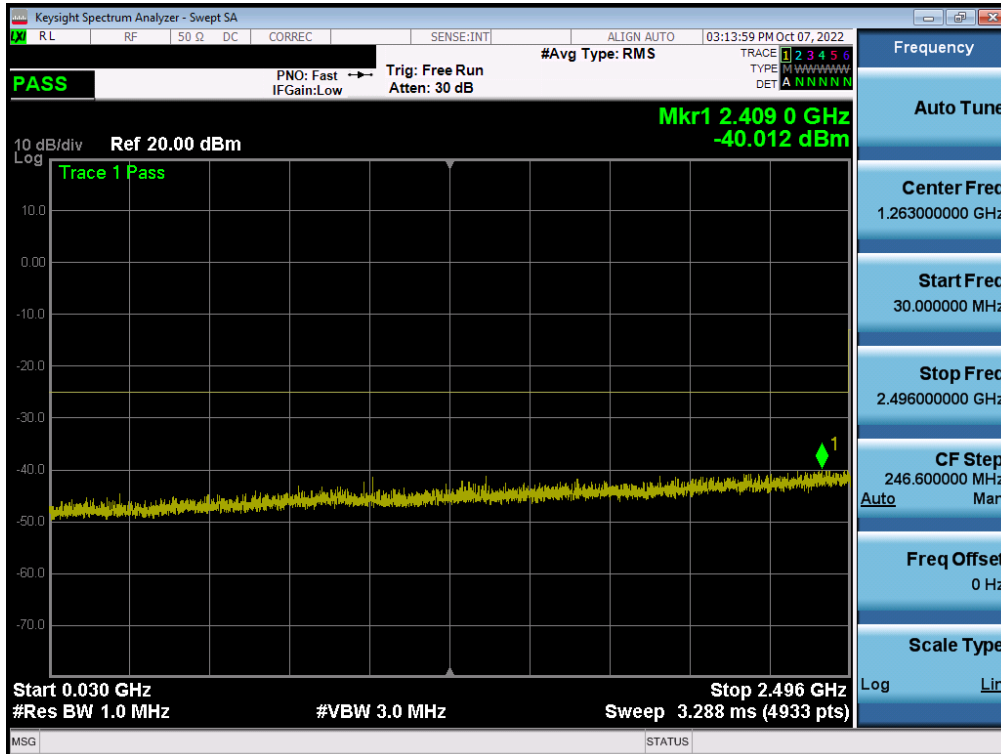


Plot 7-332. Conducted Spurious Plot (NR Band n41 (PC2) - 100MHz QPSK - RB Size 1, RB Offset 0 - Mid Channel - Switching - Ant E)

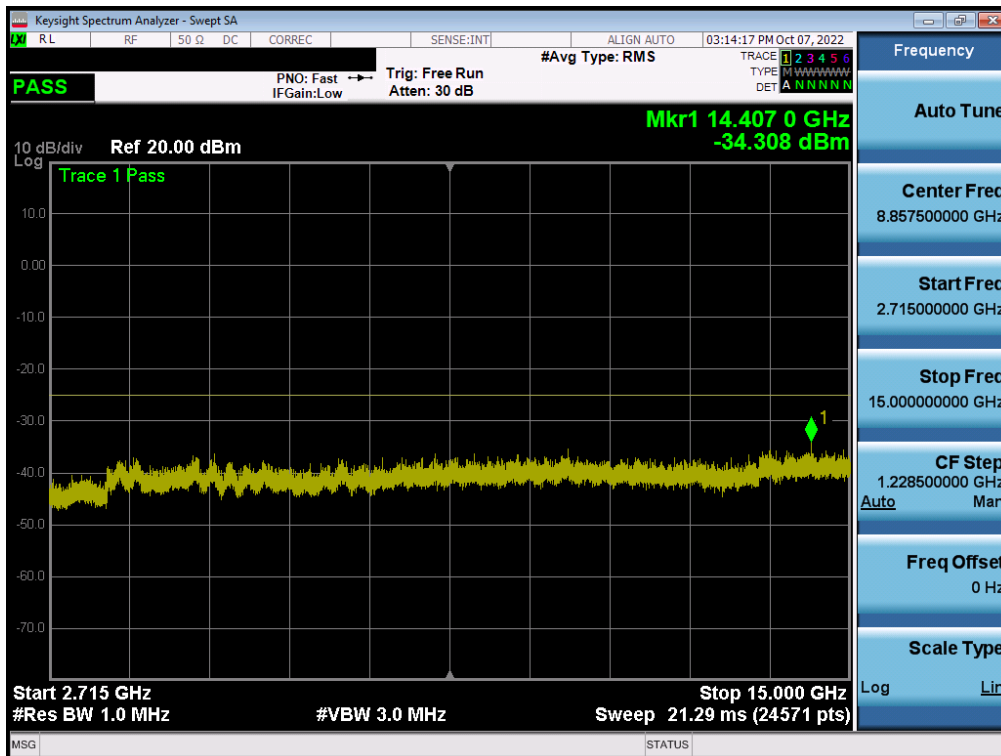


Plot 7-333. Conducted Spurious Plot (NR Band n41 (PC2) - 100MHz QPSK - RB Size 1, RB Offset 0 - Mid Channel - Switching - Ant E)

FCC ID: A3LSMS916U	PART 27 MEASUREMENT REPORT		Approved by: Technical Manager
Test Report S/N: 1M2209010097-04.A3L	Test Dates: 09/02/2022 - 11/20/2022	EUT Type: Portable Handset	Page 202 of 379

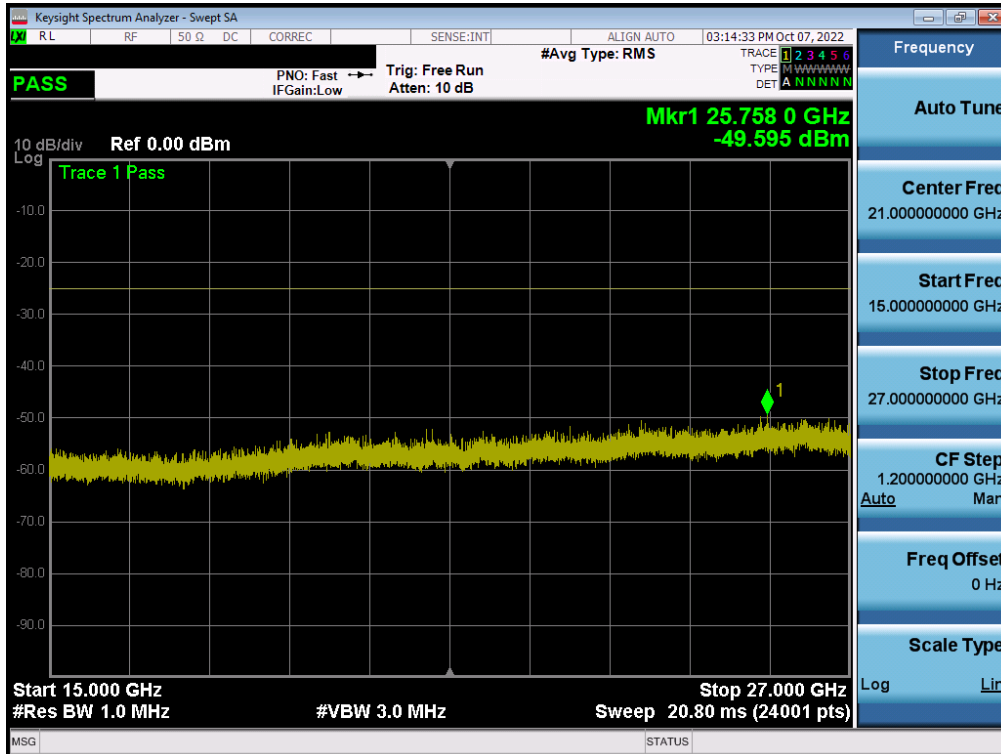


Plot 7-334. Conducted Spurious Plot (NR Band n41 (PC2) - 100MHz QPSK - RB Size 1, RB Offset 0 - High Channel - Switching - Ant E)



Plot 7-335. Conducted Spurious Plot (NR Band n41 (PC2) - 100MHz QPSK - RB Size 1, RB Offset 0 - High Channel - Switching - Ant E)

FCC ID: A3LSMS916U	PART 27 MEASUREMENT REPORT		Approved by: Technical Manager
Test Report S/N: 1M2209010097-04.A3L	Test Dates: 09/02/2022 - 11/20/2022	EUT Type: Portable Handset	Page 203 of 379



Plot 7-336. Conducted Spurious Plot (NR Band n41 (PC2) - 100MHz QPSK - RB Size 1, RB Offset 0 - High Channel - Switching - Ant E)

FCC ID: A3LSMS916U	PART 27 MEASUREMENT REPORT		Approved by: Technical Manager
Test Report S/N: 1M2209010097-04.A3L	Test Dates: 09/02/2022 - 11/20/2022	EUT Type: Portable Handset	Page 204 of 379

7.5 Band Edge Emissions at Antenna Terminal

Test Overview

All out of band emissions are measured with a spectrum analyzer connected to the antenna terminal of the EUT while the EUT is operating at maximum power, and at the appropriate frequencies. All data rates were investigated to determine the worst-case configuration. All modes of operation were investigated and the worst-case configuration results are reported in this section.

The minimum permissible attenuation level for Band 30 is $> 43 + 10 \log_{10}(P[\text{Watts}]$ at 2300-2305MHz & 2345-2360MHz, $> 55 + 10 \log_{10}(P[\text{Watts}]$ at 2320-2324MHz & 2341-2345MHz, $> 61 + 10 \log_{10}(P[\text{Watts}]$ at 2324-2328MHz & 2337-2341MHz, $> 67 + 10 \log_{10}(P[\text{Watts}]$ at 2288-2292MHz & 2328-2337MHz, and $> 70 + 10 \log_{10}(P[\text{Watts}]$ at frequencies $< 2288\text{MHz}$ & $> 2365\text{MHz}$.

The minimum permissible attenuation level for Band 7 and 41 is as noted in the Test Notes on the following page.

Test Procedure Used

ANSI C63.26-2015 – Section 5.7.3

Test Settings

1. Start and stop frequency were set such that the band edge would be placed in the center of the plot
2. Span was set large enough so as to capture all out of band emissions near the band edge
3. RBW \geq 1% of the emission bandwidth
4. VBW \geq 3 x RBW
5. Detector = RMS
6. Number of sweep points \geq 2 x Span/RBW
7. Trace mode = trace average for continuous emissions, max hold for pulse emissions
8. Sweep time = auto couple
9. The trace was allowed to stabilize

Test Setup

The EUT and measurement equipment were set up as shown in the diagram below.




Figure 7-4. Test Instrument & Measurement Setup

FCC ID: A3LSMS916U	PART 27 MEASUREMENT REPORT		Approved by: Technical Manager
Test Report S/N: 1M2209010097-04.A3L	Test Dates: 09/02/2022 - 11/20/2022	EUT Type: Portable Handset	Page 205 of 379

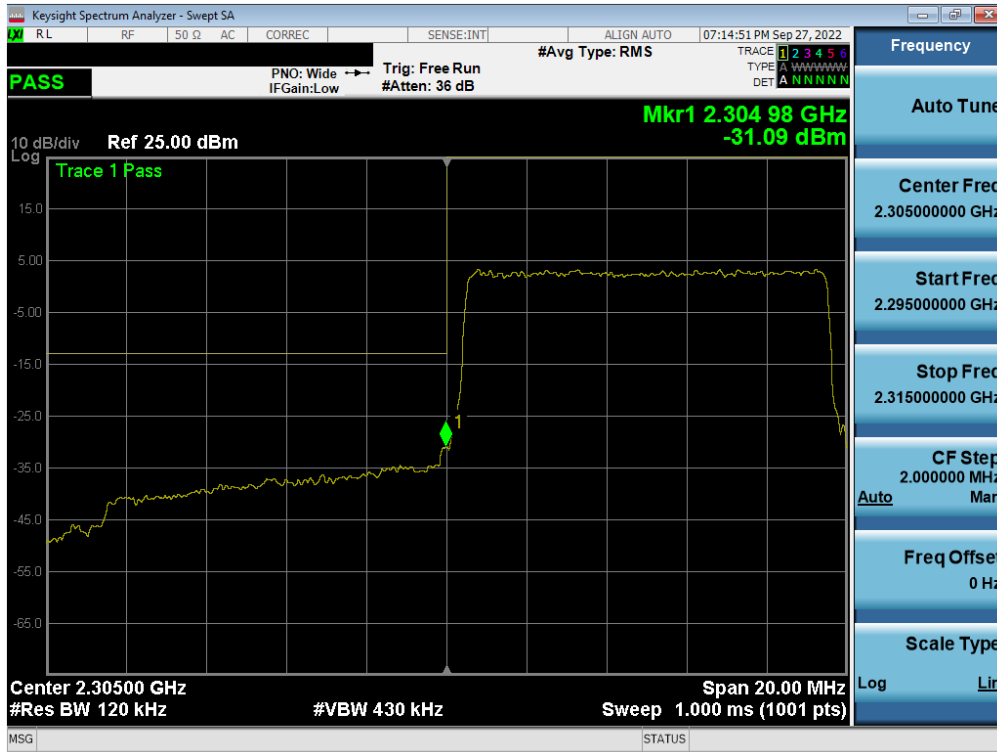
V11.0 9/14/2022

Test Notes

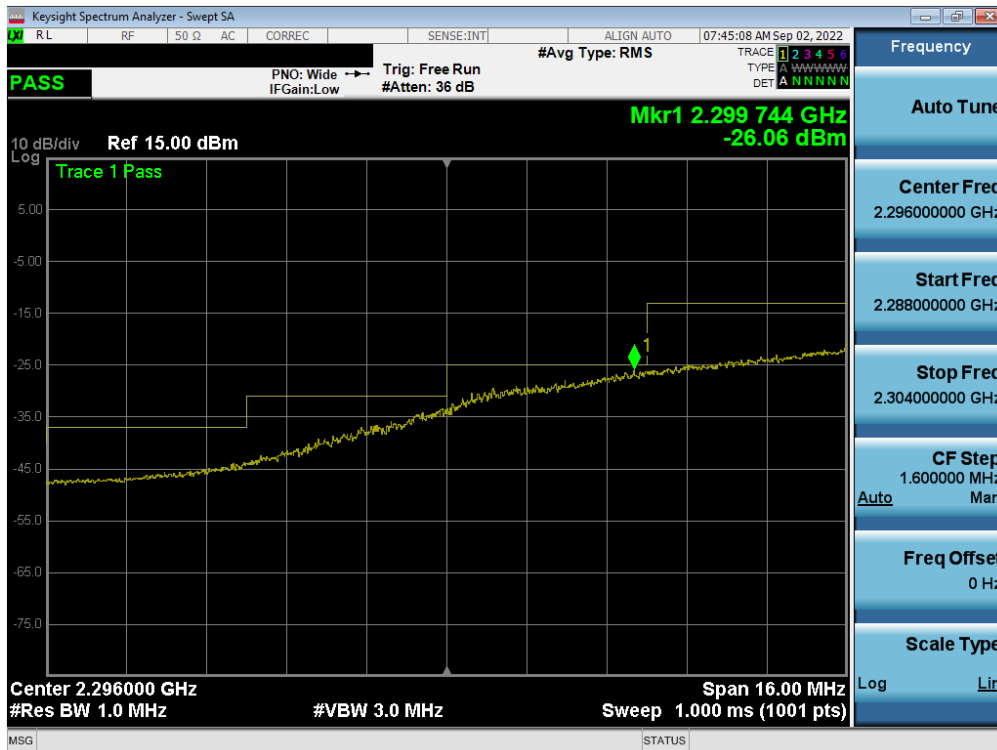
1. Per 27.53(a)(5) in the 1 MHz bands immediately outside and adjacent to the channel blocks at 2305, 2310, 2315, 2320, 2345, 2350, 2355, and 2360 MHz, a resolution bandwidth of at least 1 percent of the emission bandwidth of the fundamental emission of the transmitter may be employed. A narrower resolution bandwidth is permitted in all cases to improve measurement accuracy provided the measured power is integrated over the full required measurement bandwidth (i.e., 1 MHz). The emission bandwidth is defined as the width of the signal between two points, one below the carrier center frequency and one above the carrier center frequency, outside of which all emissions are attenuated at least 26 dB below the transmitter power.
2. Per 27.53(m) for operations in the BRS/EBS bands, the attenuation factor shall be not less than $40 + 10 \log (P)$ dB on all frequencies between the channel edge and 5 megahertz from the channel edge, $43 + 10 \log (P)$ dB on all frequencies between 5 megahertz and X megahertz from the channel edge, and $55 + 10 \log (P)$ dB on all frequencies more than X megahertz from the channel edge, where X is the greater of 6 megahertz or the actual emission bandwidth. In addition, the attenuation factor shall not be less than $43 + 10 \log (P)$ dB on all frequencies between 2490.5 MHz and 2496 MHz and $55 + 10 \log (P)$ dB at or below 2490.5 MHz.
3. For NR operation, all subcarrier spacings (SCS) and transmission schemes (e.g. CP-OFDM and DFT-s-OFDM) were investigated to determine the worst-case configuration. All modes of operation were investigated and the worst-case configuration results are reported in this section.

FCC ID: A3LSMS916U	PART 27 MEASUREMENT REPORT		Approved by: Technical Manager
Test Report S/N: 1M2209010097-04.A3L	Test Dates: 09/02/2022 - 11/20/2022	EUT Type: Portable Handset	Page 206 of 379

LTE Band 30 – Ant A



Plot 7-337. Lower Band Edge Plot (LTE Band 30 - 10MHz QPSK – Full RB - Ant A)

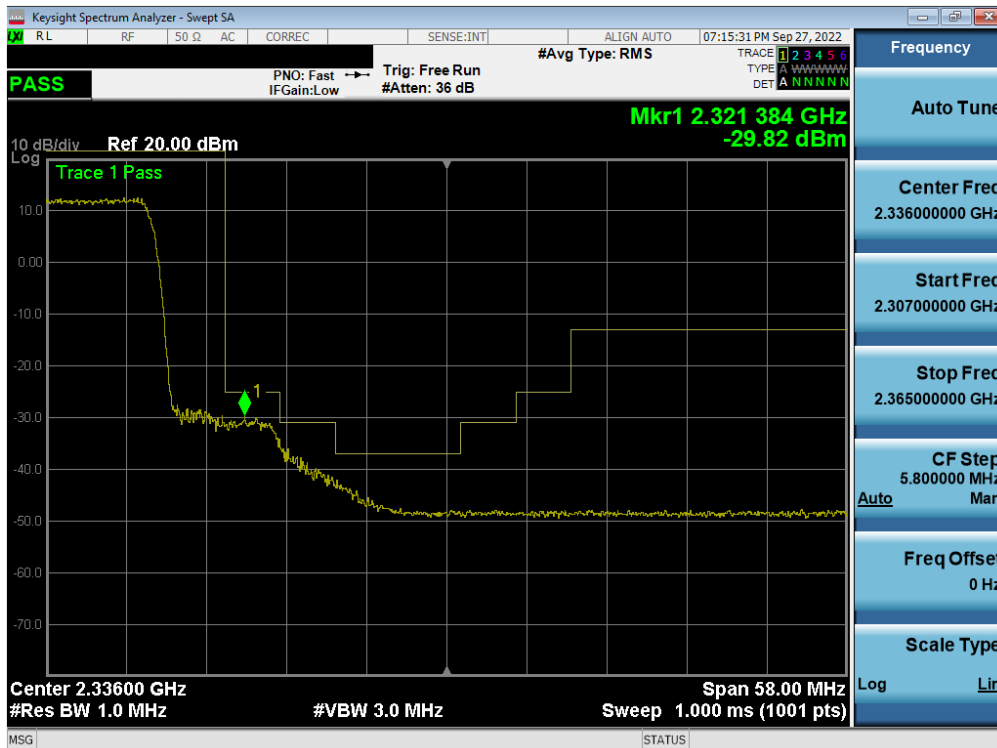


Plot 7-338. Extended Lower Band Edge Plot (LTE Band 30 - 10MHz QPSK – Full RB - Ant A)

FCC ID: A3LSMS916U	PART 27 MEASUREMENT REPORT		Approved by: Technical Manager
Test Report S/N: 1M2209010097-04.A3L	Test Dates: 09/02/2022 - 11/20/2022	EUT Type: Portable Handset	Page 207 of 379

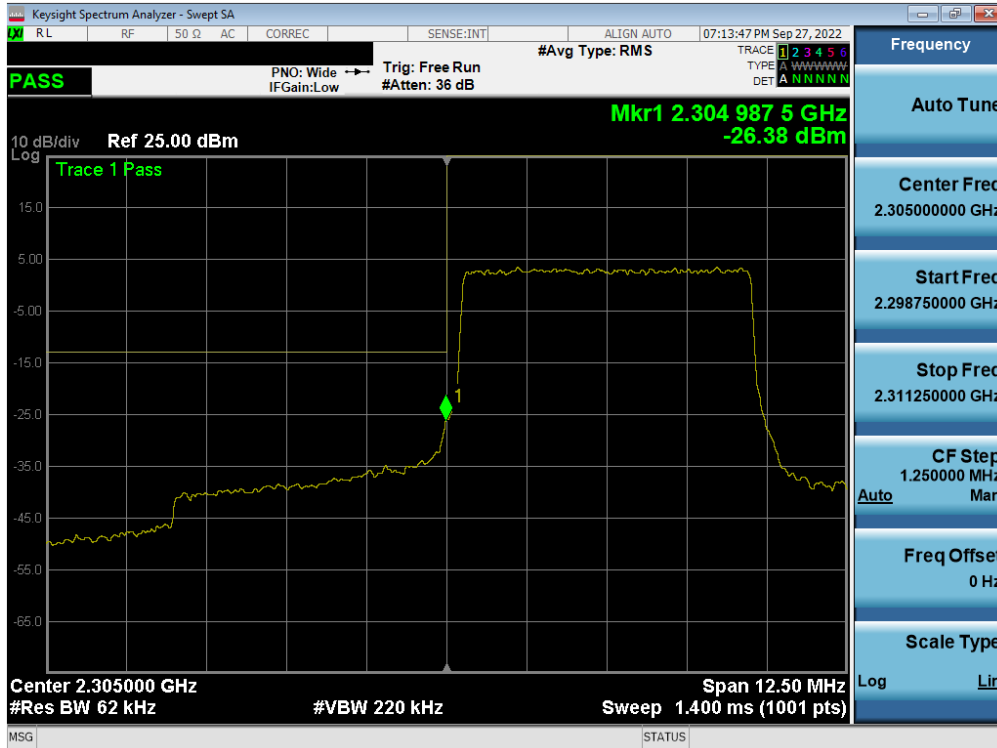


Plot 7-339. Upper Band Edge Plot (LTE Band 30 - 10MHz QPSK – Full RB - Ant A)



Plot 7-340. Extended Upper Band Edge Plot (LTE Band 30 - 10MHz QPSK – Full RB - Ant A)

FCC ID: A3LSMS916U	PART 27 MEASUREMENT REPORT		Approved by: Technical Manager
Test Report S/N: 1M2209010097-04.A3L	Test Dates: 09/02/2022 - 11/20/2022	EUT Type: Portable Handset	Page 208 of 379

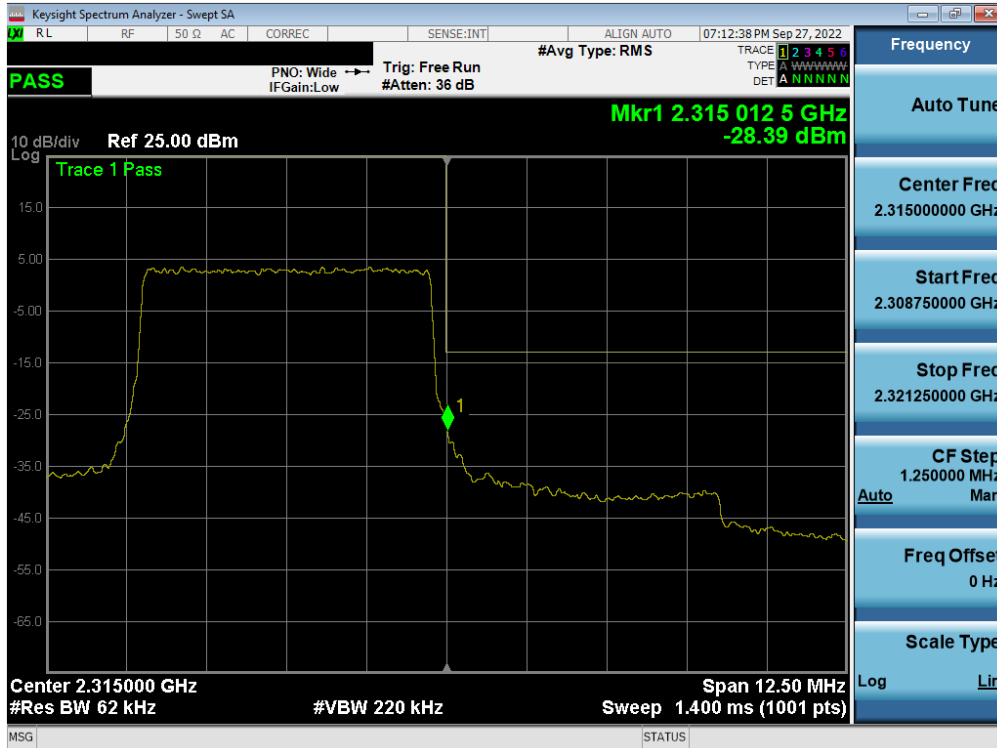


Plot 7-341. Lower Band Edge Plot (LTE Band 30 - 5MHz QPSK – Full RB - Ant A)

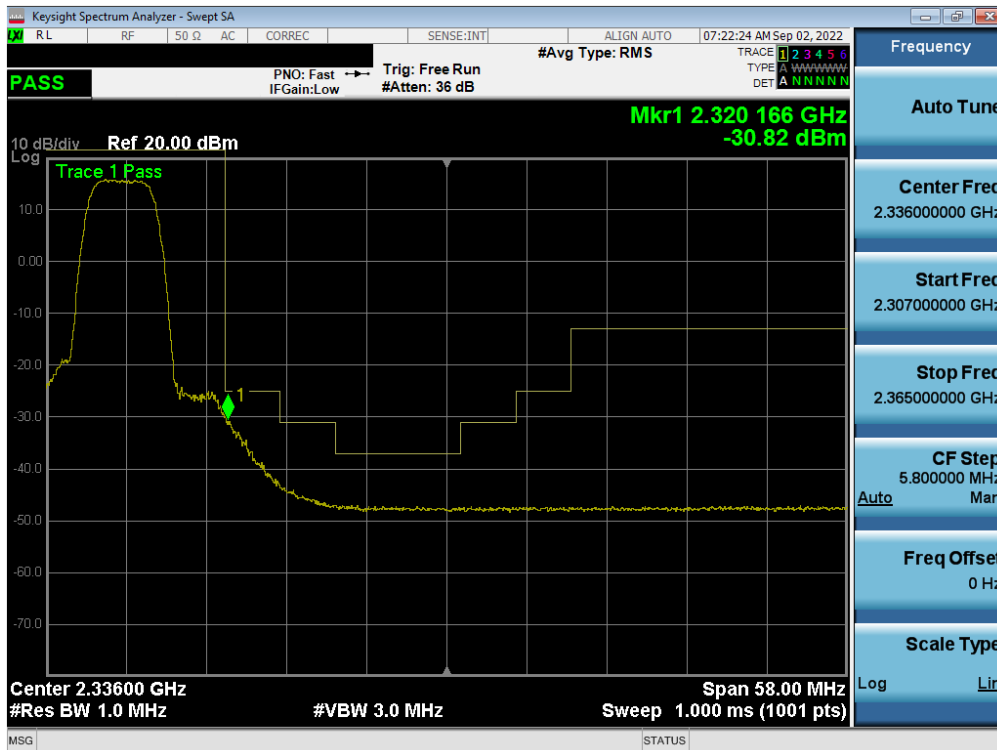


Plot 7-342. Extended Lower Band Edge Plot (LTE Band 30 - 5MHz QPSK – Full RB - Ant A)

FCC ID: A3LSMS916U	PART 27 MEASUREMENT REPORT		Approved by: Technical Manager
Test Report S/N: 1M2209010097-04.A3L	Test Dates: 09/02/2022 - 11/20/2022	EUT Type: Portable Handset	Page 209 of 379



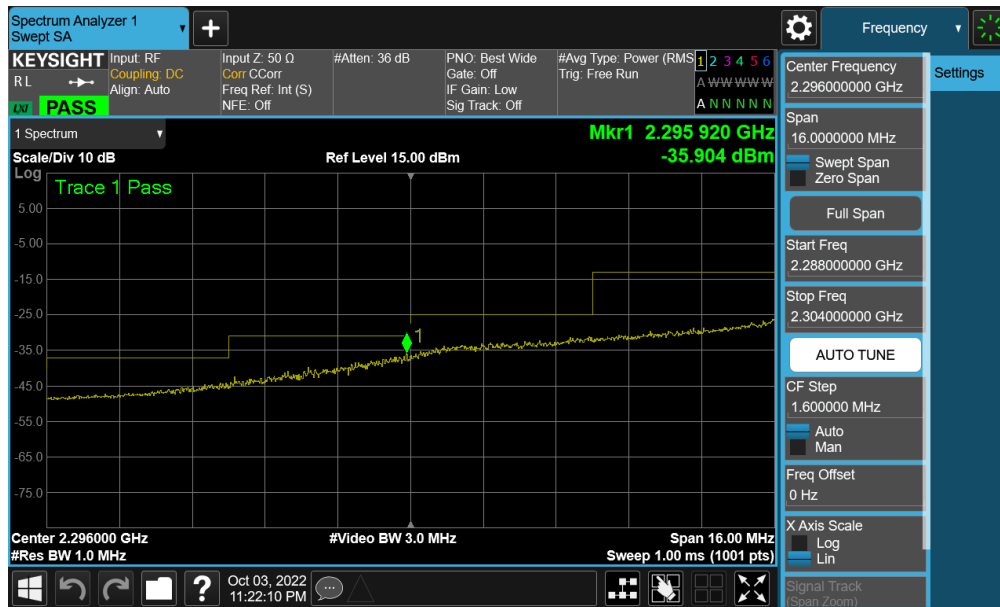
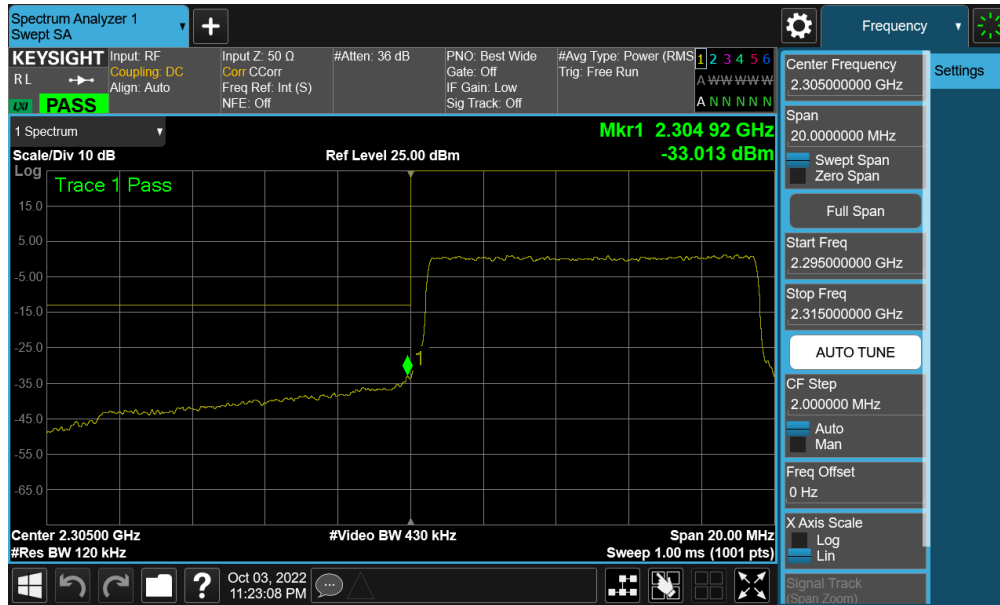
Plot 7-343. Upper Band Edge Plot (LTE Band 30 - 5MHz QPSK – Full RB - Ant A)



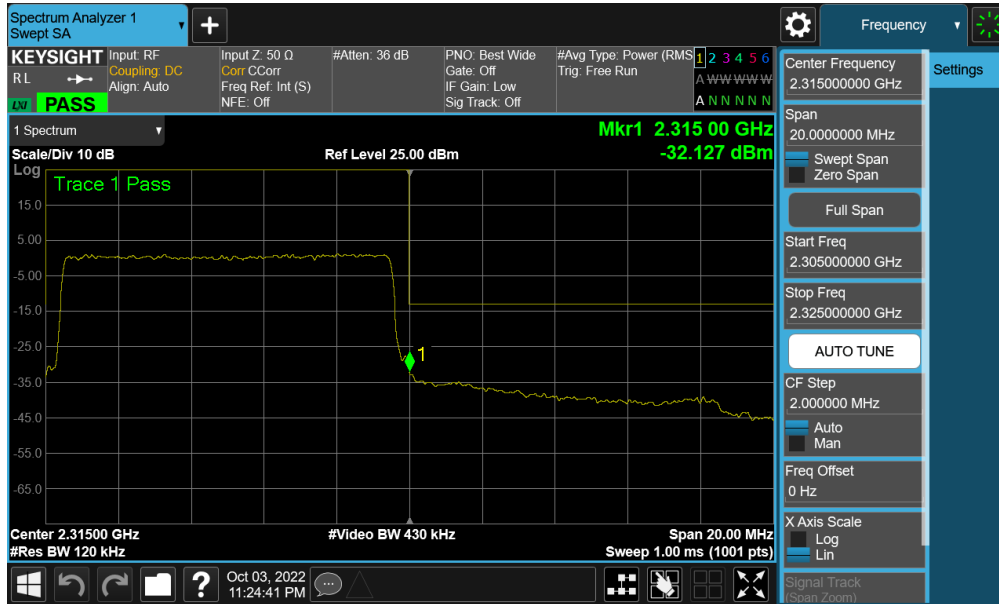
Plot 7-344. Extended Upper Band Edge Plot (LTE Band 30 - 5MHz QPSK – Full RB - Ant A)

FCC ID: A3LSMS916U	PART 27 MEASUREMENT REPORT		Approved by: Technical Manager
Test Report S/N: 1M2209010097-04.A3L	Test Dates: 09/02/2022 - 11/20/2022	EUT Type: Portable Handset	Page 210 of 379

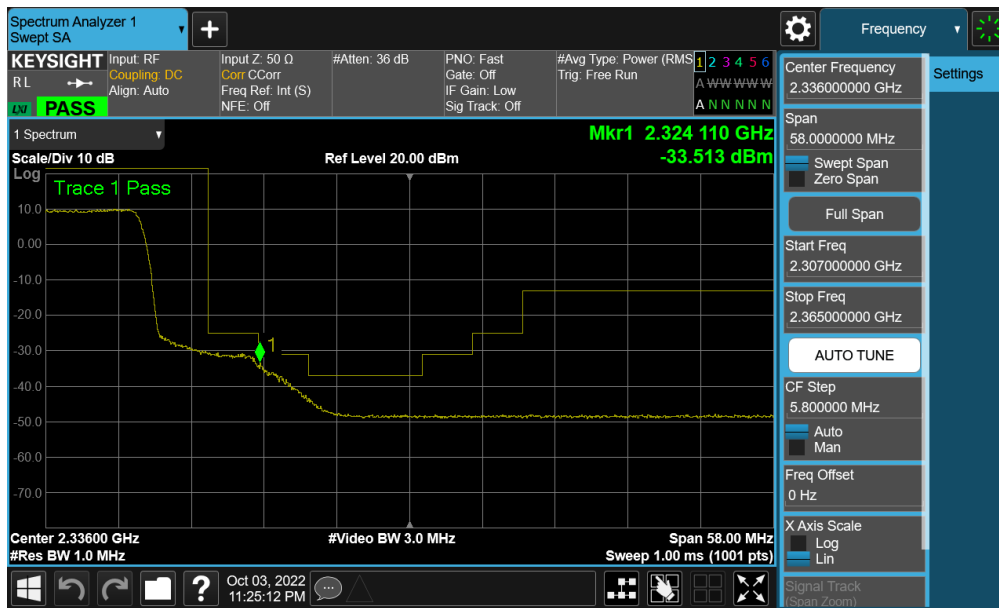
LTE Band 30 – Ant F



FCC ID: A3LSMS916U	PART 27 MEASUREMENT REPORT		Approved by: Technical Manager
Test Report S/N: 1M2209010097-04.A3L	Test Dates: 09/02/2022 - 11/20/2022	EUT Type: Portable Handset	Page 211 of 379

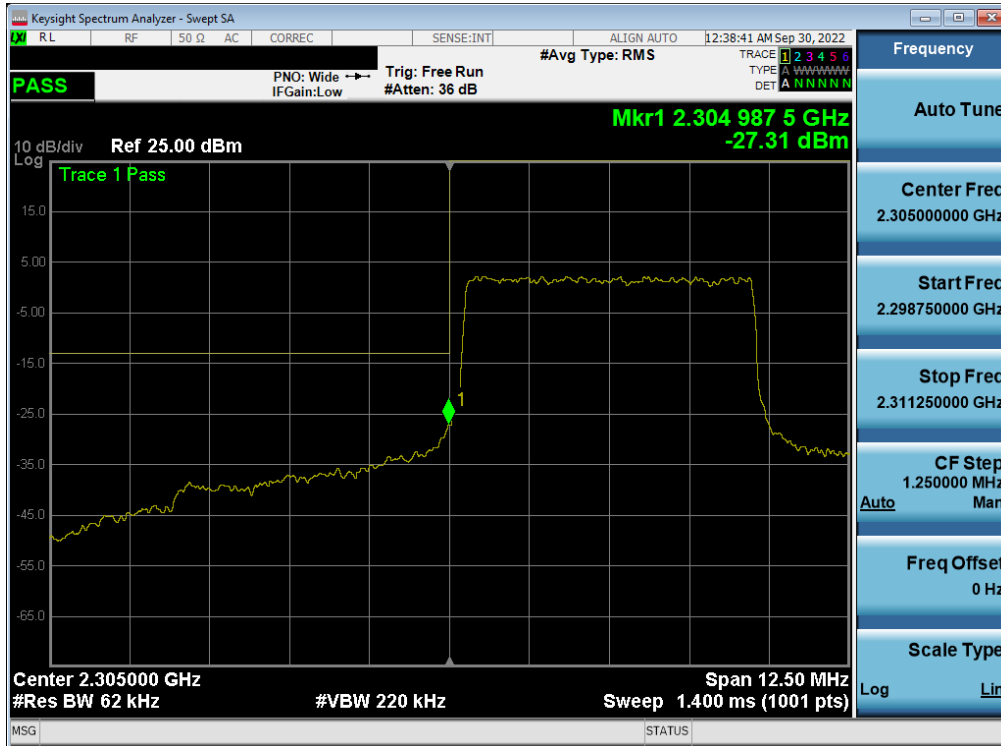


Plot 7-347. Upper Band Edge Plot (LTE Band 30 - 10MHz QPSK – Full RB - Ant F)



Plot 7-348. Extended Upper Band Edge Plot (LTE Band 30 - 10MHz QPSK – Full RB - Ant F)

FCC ID: A3LSMS916U	PART 27 MEASUREMENT REPORT		Approved by: Technical Manager
Test Report S/N: 1M2209010097-04.A3L	Test Dates: 09/02/2022 - 11/20/2022	EUT Type: Portable Handset	Page 212 of 379



Plot 7-349. Lower Band Edge Plot (LTE Band 30 - 5MHz QPSK – Full RB - Ant F)

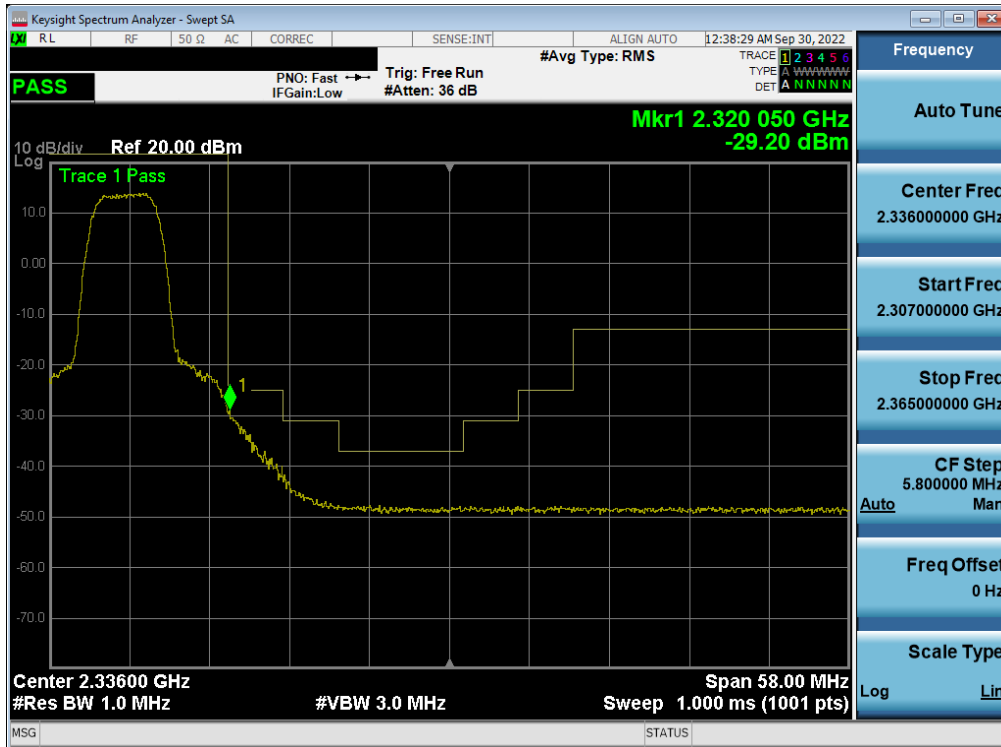


Plot 7-350. Extended Lower Band Edge Plot (LTE Band 30 - 5MHz QPSK – Full RB - Ant F)

FCC ID: A3LSMS916U	PART 27 MEASUREMENT REPORT		Approved by: Technical Manager
Test Report S/N: 1M2209010097-04.A3L	Test Dates: 09/02/2022 - 11/20/2022	EUT Type: Portable Handset	Page 213 of 379



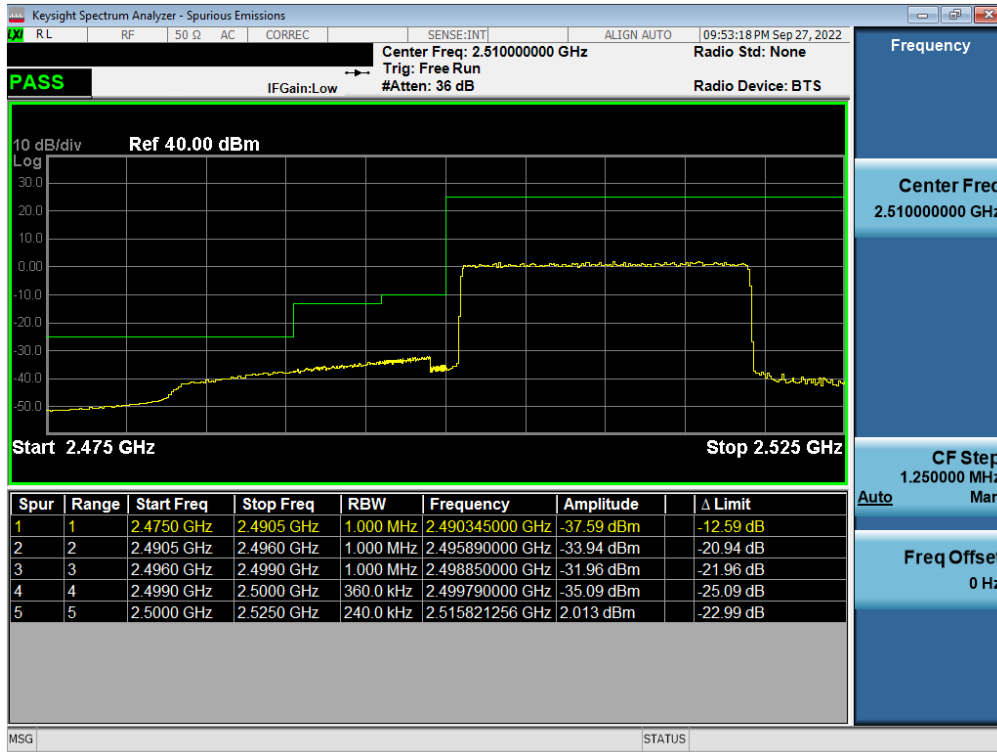
Plot 7-351. Upper Band Edge Plot (LTE Band 30 - 5MHz QPSK – Full RB - Ant F)



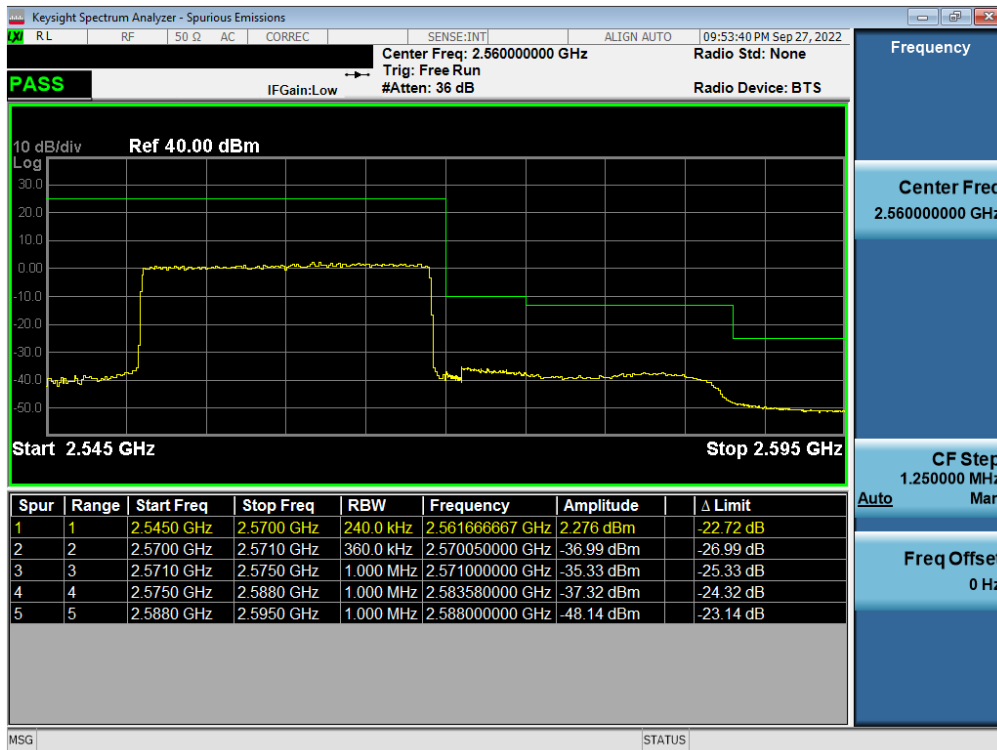
Plot 7-352. Extended Upper Band Edge Plot (LTE Band 30 - 5MHz QPSK – Full RB - Ant F)

FCC ID: A3LSMS916U	PART 27 MEASUREMENT REPORT		Approved by: Technical Manager
Test Report S/N: 1M2209010097-04.A3L	Test Dates: 09/02/2022 - 11/20/2022	EUT Type: Portable Handset	Page 214 of 379

LTE Band 7 – Ant B

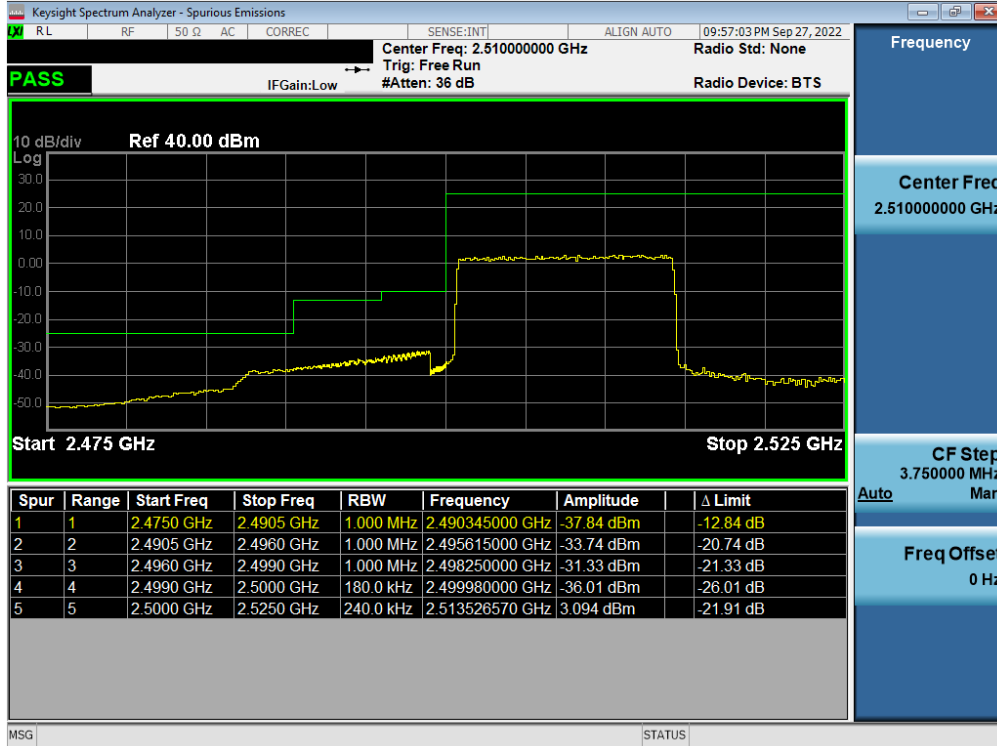


Plot 7-353. Lower ACP Plot (LTE Band 7 - 20MHz QPSK – Full RB - Ant B)



Plot 7-354. Upper ACP Plot (LTE Band 7 - 20MHz QPSK – Full RB - Ant B)

FCC ID: A3LSMS916U	PART 27 MEASUREMENT REPORT		Approved by: Technical Manager
Test Report S/N: 1M2209010097-04.A3L	Test Dates: 09/02/2022 - 11/20/2022	EUT Type: Portable Handset	Page 215 of 379

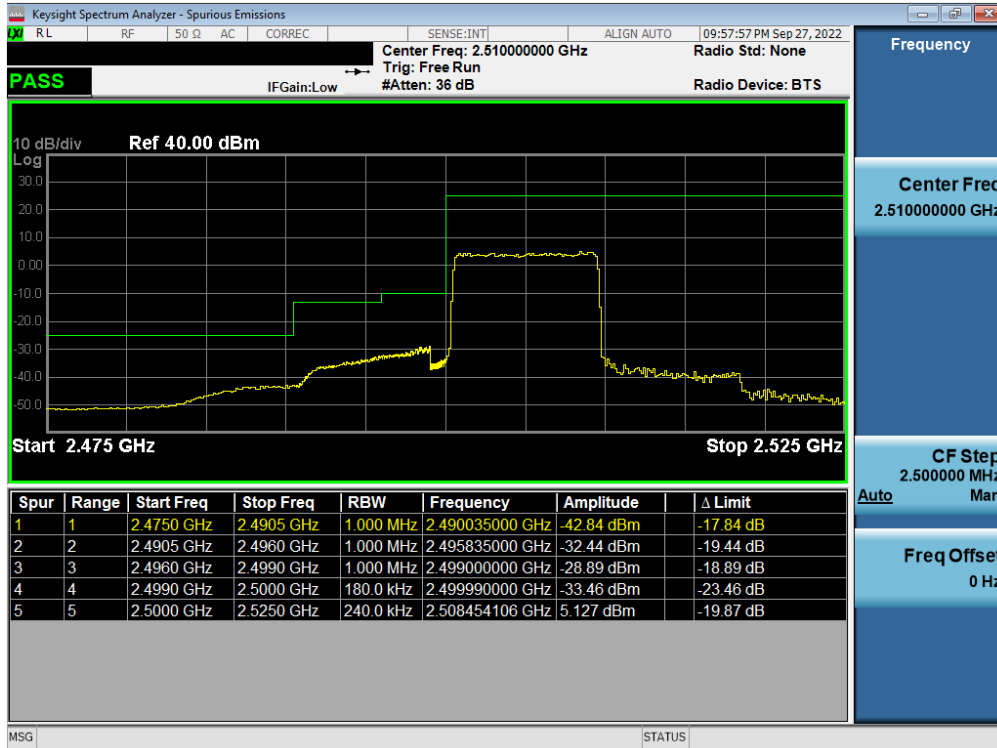


Plot 7-355. Lower ACP Plot (LTE Band 7 - 15MHz QPSK - Full RB - Ant B)

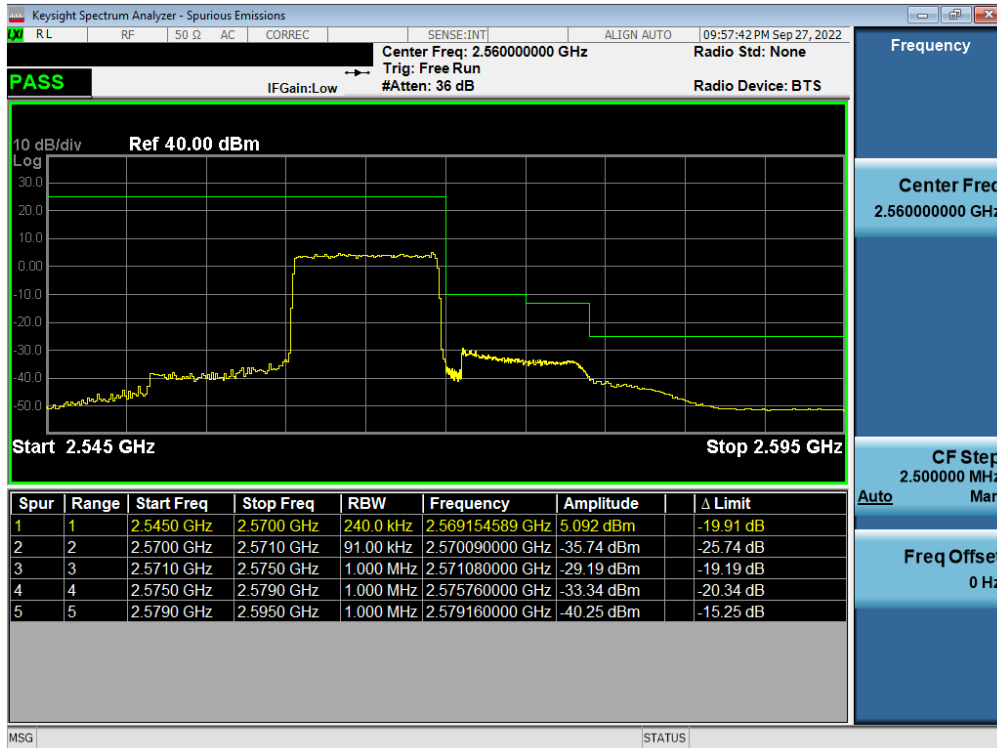


Plot 7-356. Upper ACP Plot (LTE Band 7 - 15MHz QPSK - Full RB - Ant B)

FCC ID: A3LSMS916U	PART 27 MEASUREMENT REPORT		Approved by: Technical Manager
Test Report S/N: 1M2209010097-04.A3L	Test Dates: 09/02/2022 - 11/20/2022	EUT Type: Portable Handset	Page 216 of 379

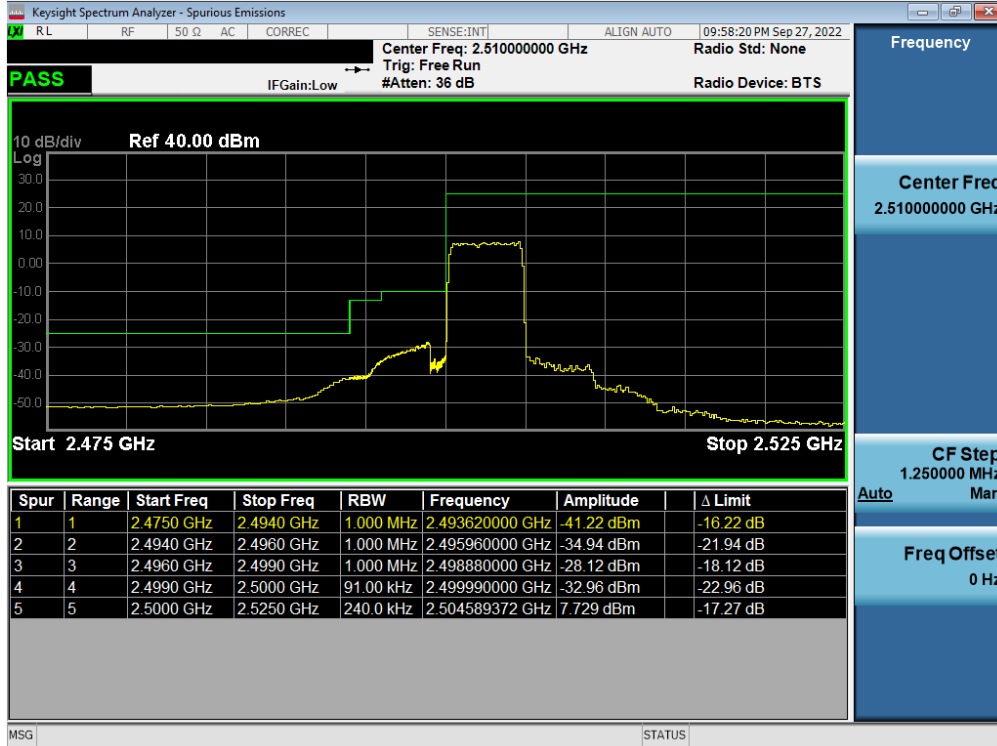


Plot 7-357. Lower ACP Plot (LTE Band 7 - 10MHz QPSK – Full RB - Ant B)

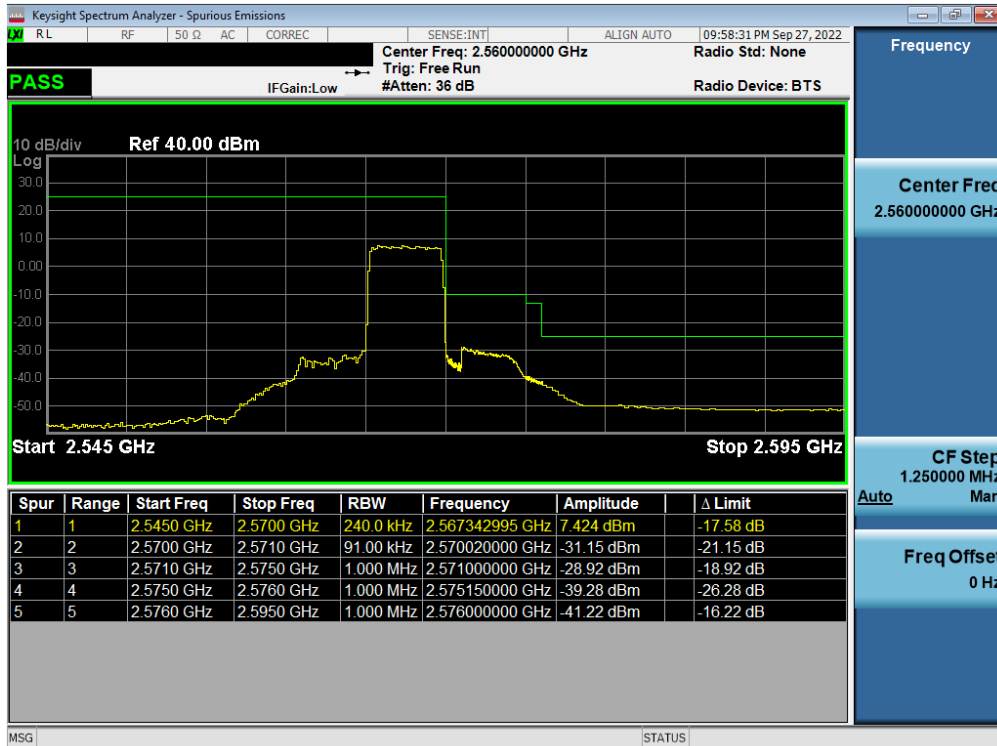


Plot 7-358. Upper ACP Plot (LTE Band 7 - 10MHz QPSK – Full RB - Ant B)

FCC ID: A3LSMS916U	PART 27 MEASUREMENT REPORT		Approved by: Technical Manager
Test Report S/N: 1M2209010097-04.A3L	Test Dates: 09/02/2022 - 11/20/2022	EUT Type: Portable Handset	Page 217 of 379



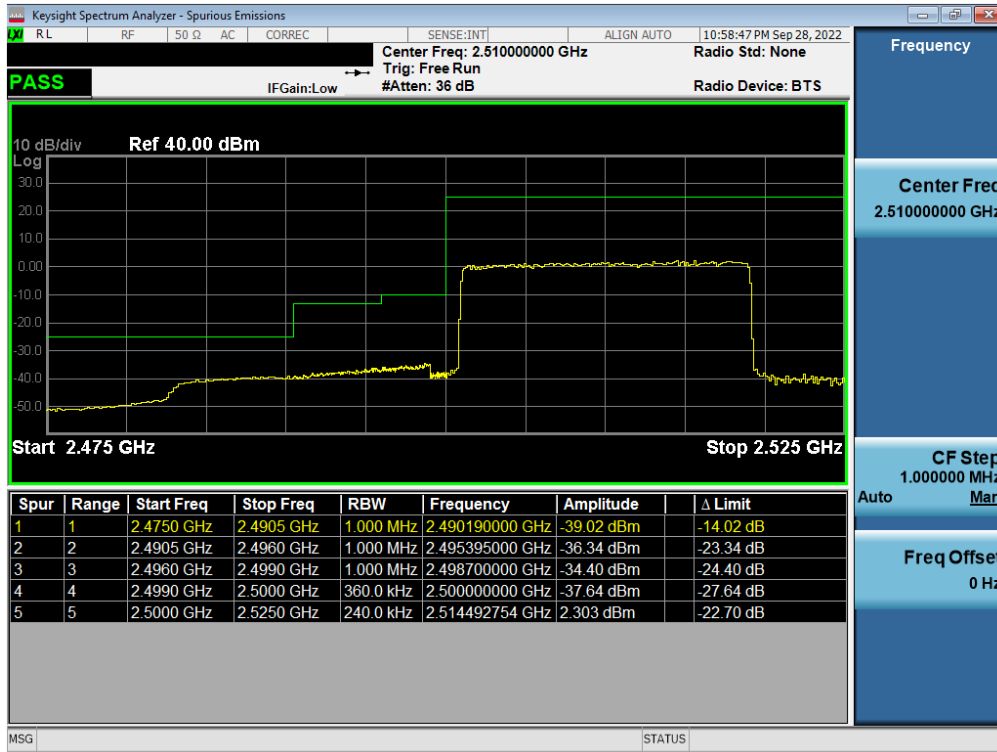
Plot 7-359. Lower ACP Plot (LTE Band 7 - 5MHz QPSK – Full RB - Ant B)



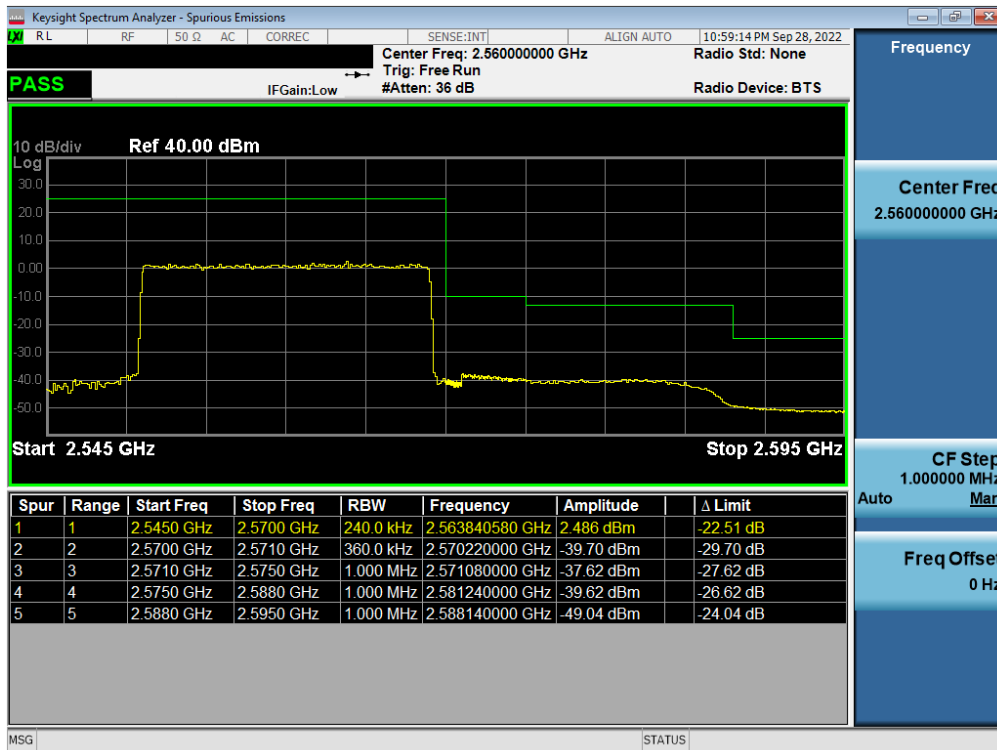
Plot 7-360. Upper ACP Plot (LTE Band 7 - 5MHz QPSK – Full RB - Ant B)

FCC ID: A3LSMS916U	PART 27 MEASUREMENT REPORT		Approved by: Technical Manager
Test Report S/N: 1M2209010097-04.A3L	Test Dates: 09/02/2022 - 11/20/2022	EUT Type: Portable Handset	Page 218 of 379

LTE Band 7 – Ant F

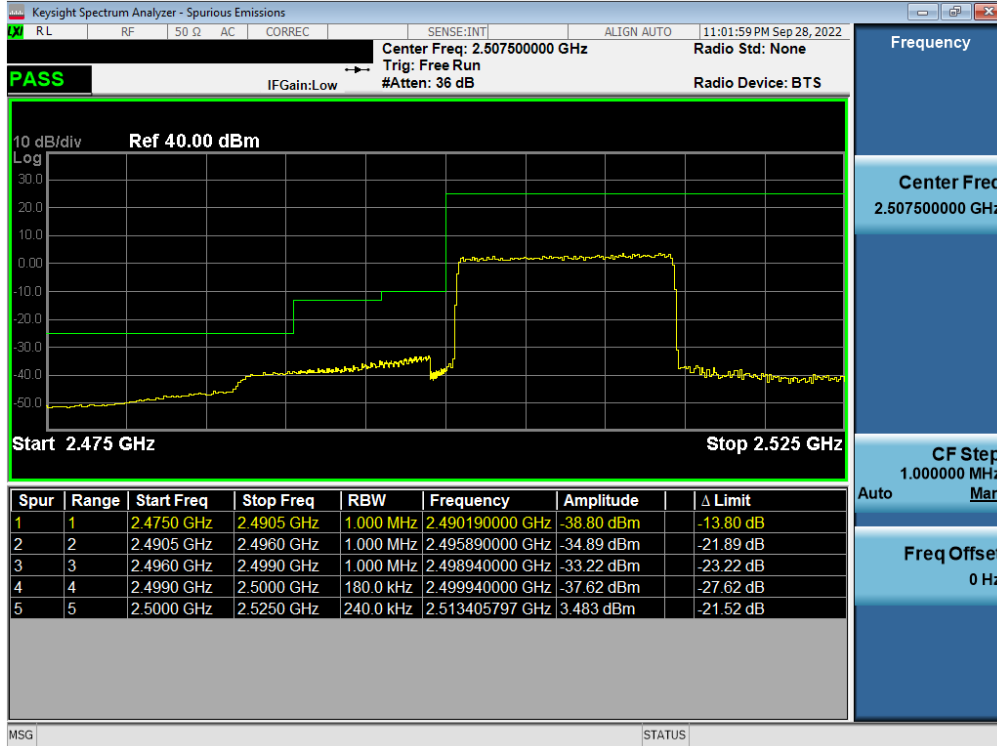


Plot 7-361. Lower ACP Plot (LTE Band 7 - 20MHz QPSK – Full RB - Ant F)

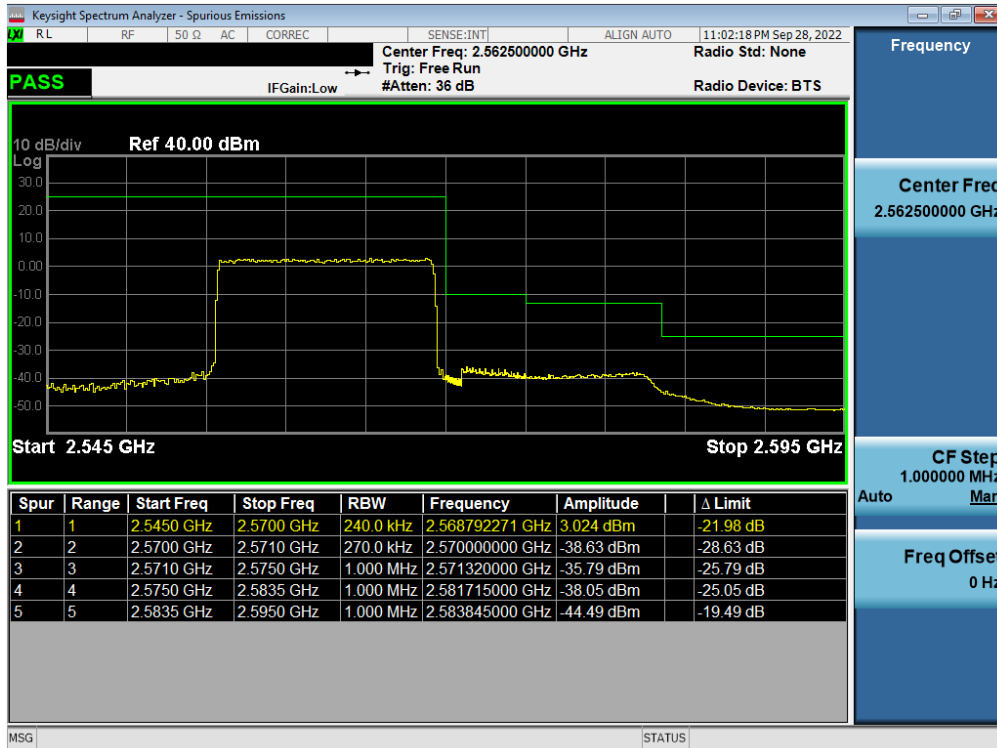


Plot 7-362. Upper ACP Plot (LTE Band 7 - 20MHz QPSK – Full RB - Ant F)

FCC ID: A3LSMS916U	PART 27 MEASUREMENT REPORT		Approved by: Technical Manager
Test Report S/N: 1M2209010097-04.A3L	Test Dates: 09/02/2022 - 11/20/2022	EUT Type: Portable Handset	Page 219 of 379

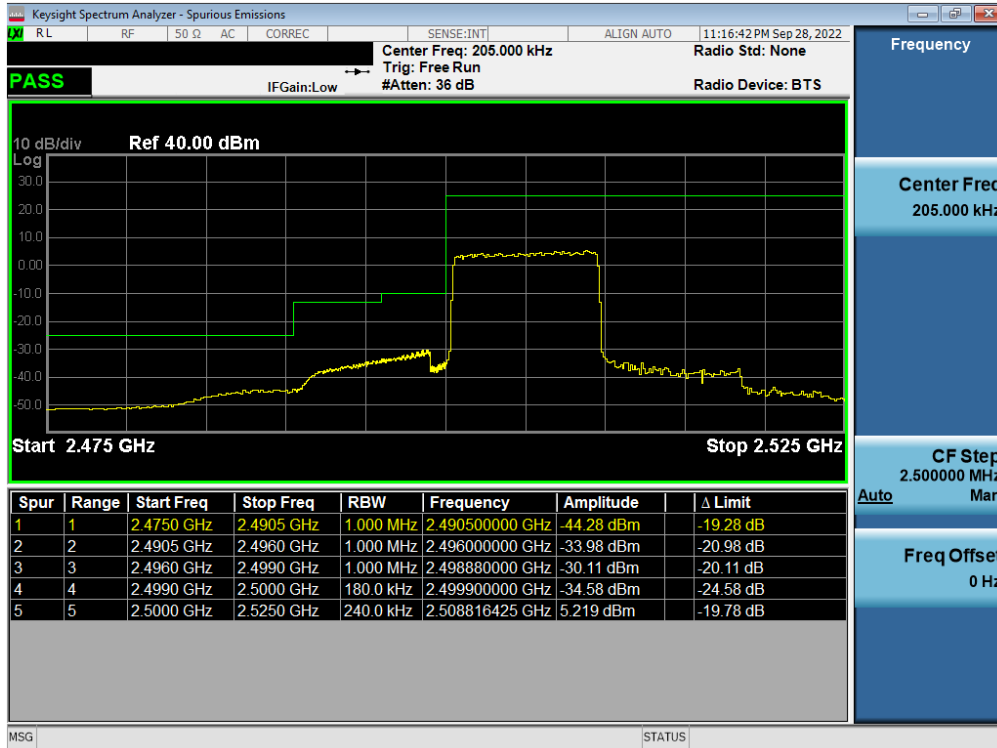


Plot 7-363. Lower ACP Plot (LTE Band 7 - 15MHz QPSK – Full RB - Ant F)

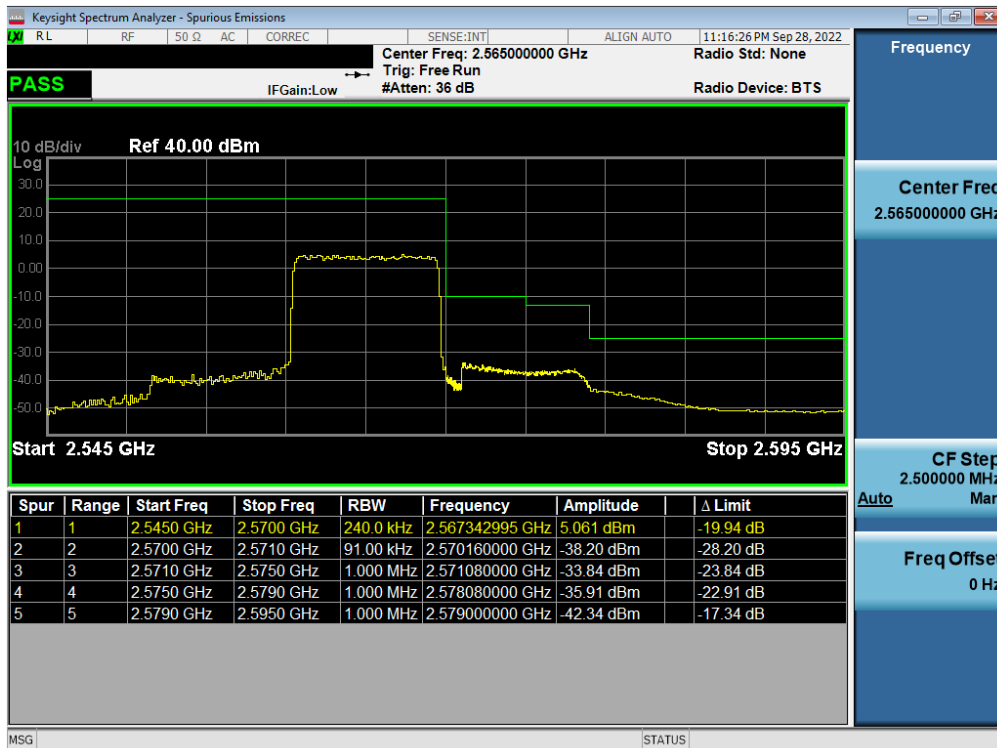


Plot 7-364. Upper ACP Plot (LTE Band 7 - 15MHz QPSK – Full RB - Ant F)

FCC ID: A3LSMS916U	PART 27 MEASUREMENT REPORT		Approved by: Technical Manager
Test Report S/N: 1M2209010097-04.A3L	Test Dates: 09/02/2022 - 11/20/2022	EUT Type: Portable Handset	Page 220 of 379

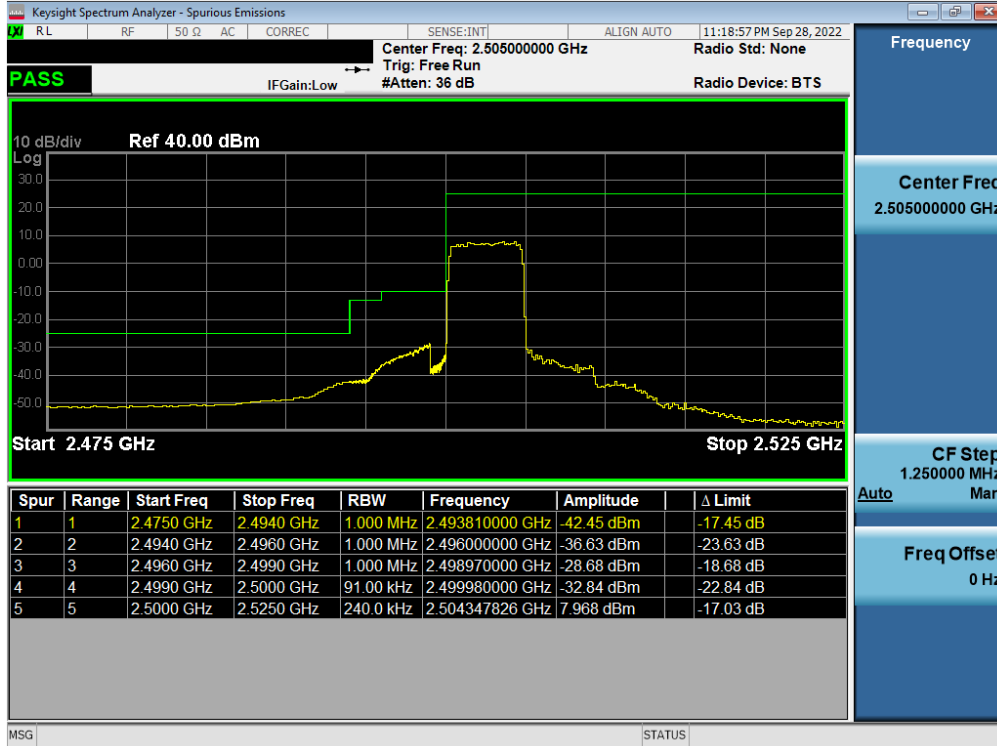


Plot 7-365. Lower ACP Plot (LTE Band 7 - 10MHz QPSK – Full RB - Ant F)

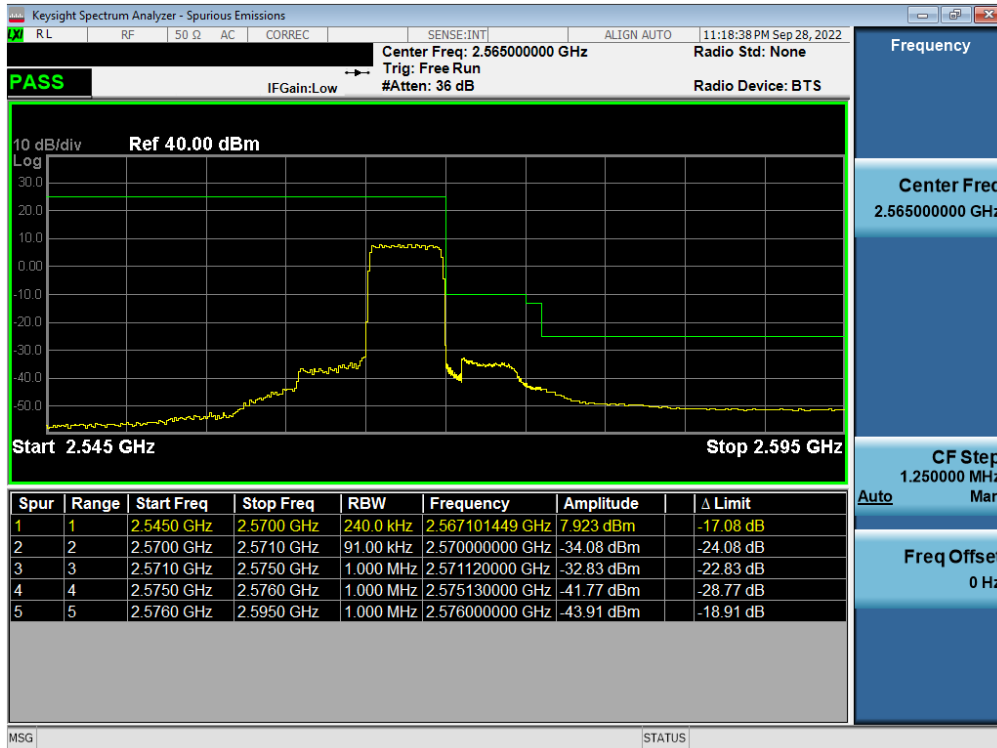


Plot 7-366. Upper ACP Plot (LTE Band 7 - 10MHz QPSK – Full RB - Ant F)

FCC ID: A3LSMS916U	PART 27 MEASUREMENT REPORT		Approved by: Technical Manager
Test Report S/N: 1M2209010097-04.A3L	Test Dates: 09/02/2022 - 11/20/2022	EUT Type: Portable Handset	Page 221 of 379



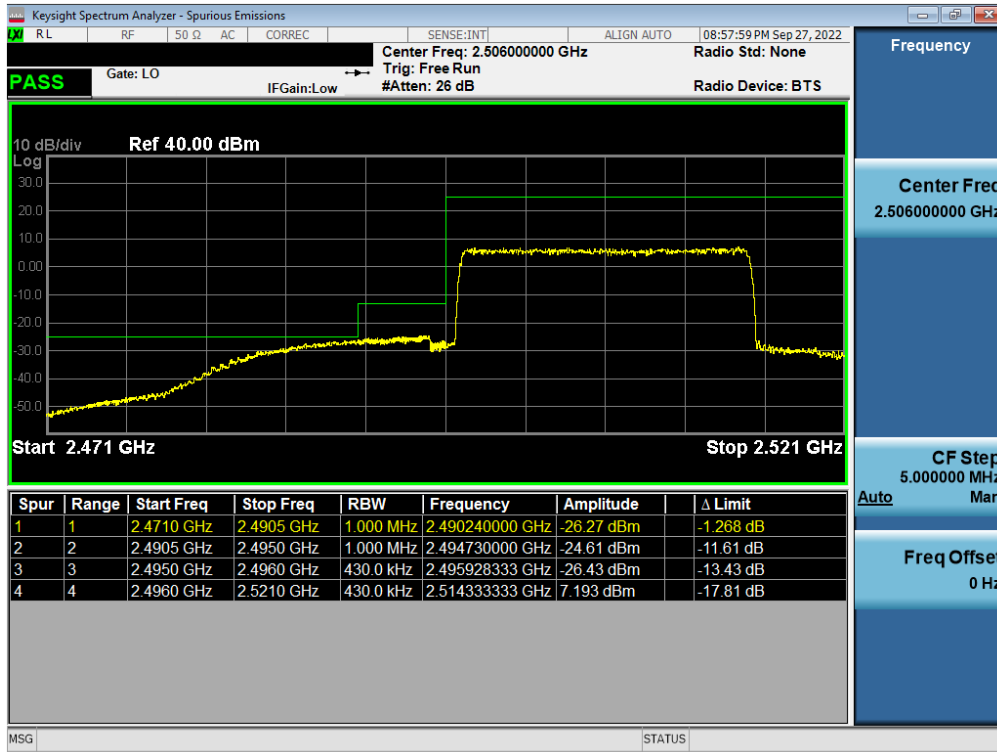
Plot 7-367. Lower ACP Plot (LTE Band 7 - 5MHz QPSK – Full RB - Ant F)



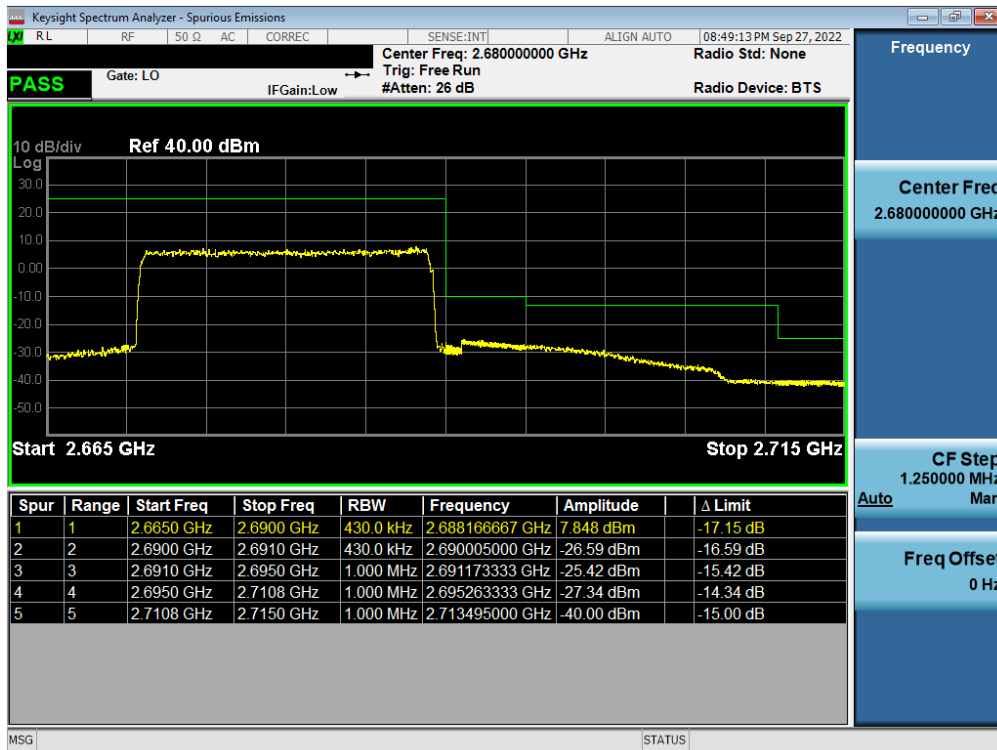
Plot 7-368. Upper ACP Plot (LTE Band 7 - 5MHz QPSK – Full RB - Ant F)

FCC ID: A3LSMS916U	PART 27 MEASUREMENT REPORT		Approved by: Technical Manager
Test Report S/N: 1M2209010097-04.A3L	Test Dates: 09/02/2022 - 11/20/2022	EUT Type: Portable Handset	Page 222 of 379

LTE Band 41(PC2) – Ant B

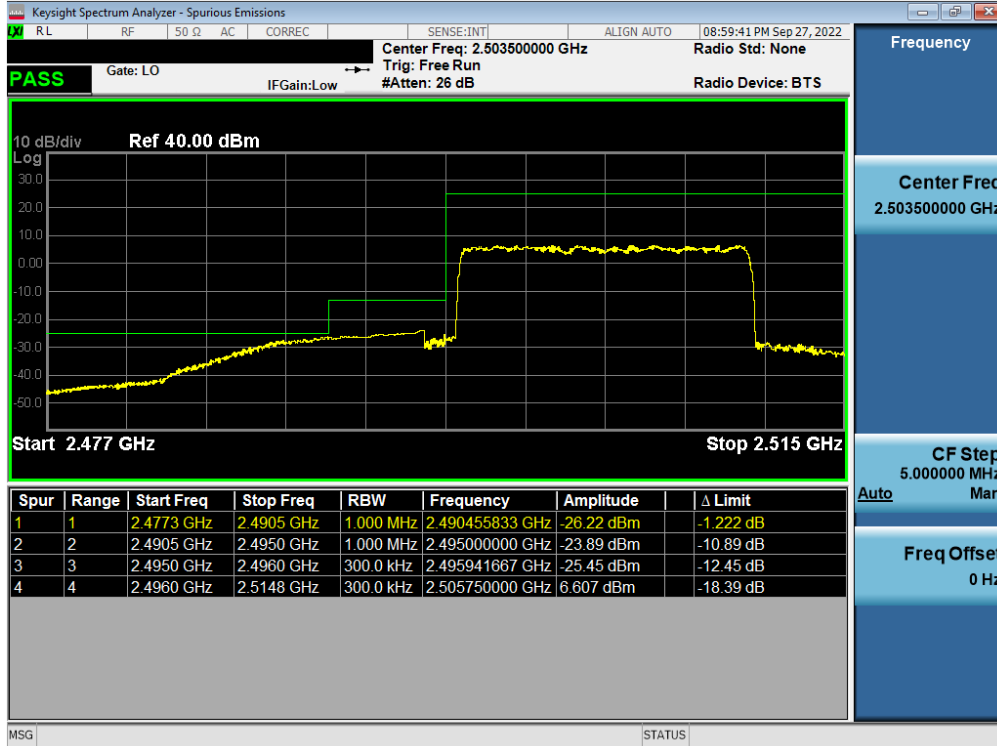


Plot 7-369. Lower ACP Plot (LTE Band 41(PC2) - 20MHz QPSK – Full RB - Ant B)

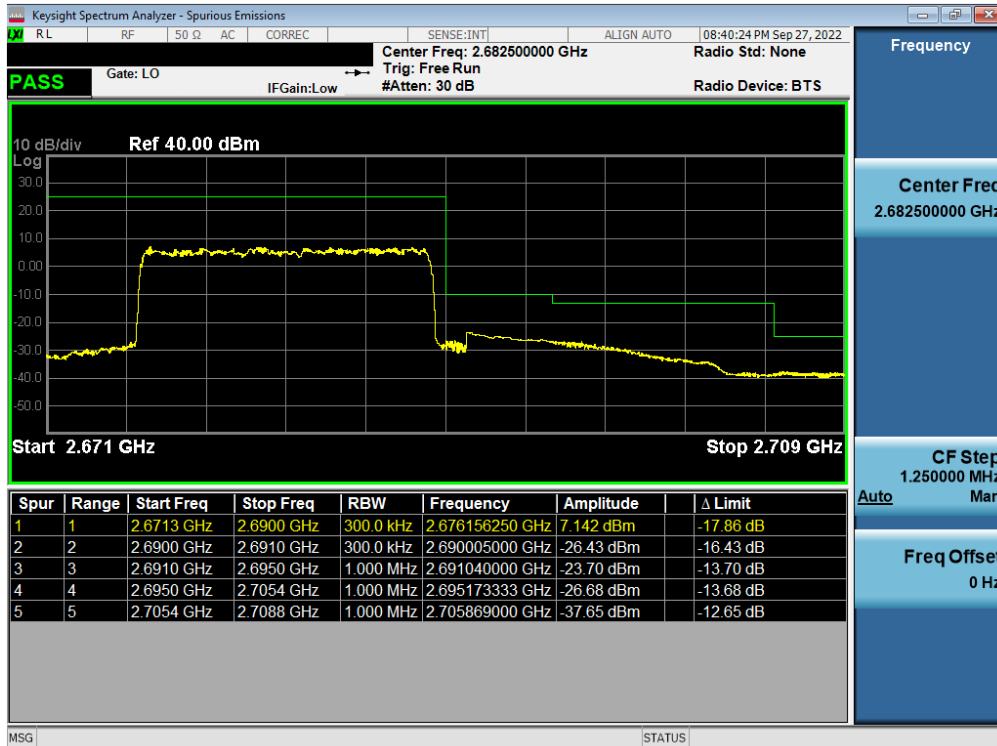


Plot 7-370. Upper ACP Plot (LTE Band 41(PC2) - 20MHz QPSK – Full RB - Ant B)

FCC ID: A3LSMS916U	PART 27 MEASUREMENT REPORT		Approved by: Technical Manager
Test Report S/N: 1M2209010097-04.A3L	Test Dates: 09/02/2022 - 11/20/2022	EUT Type: Portable Handset	Page 223 of 379

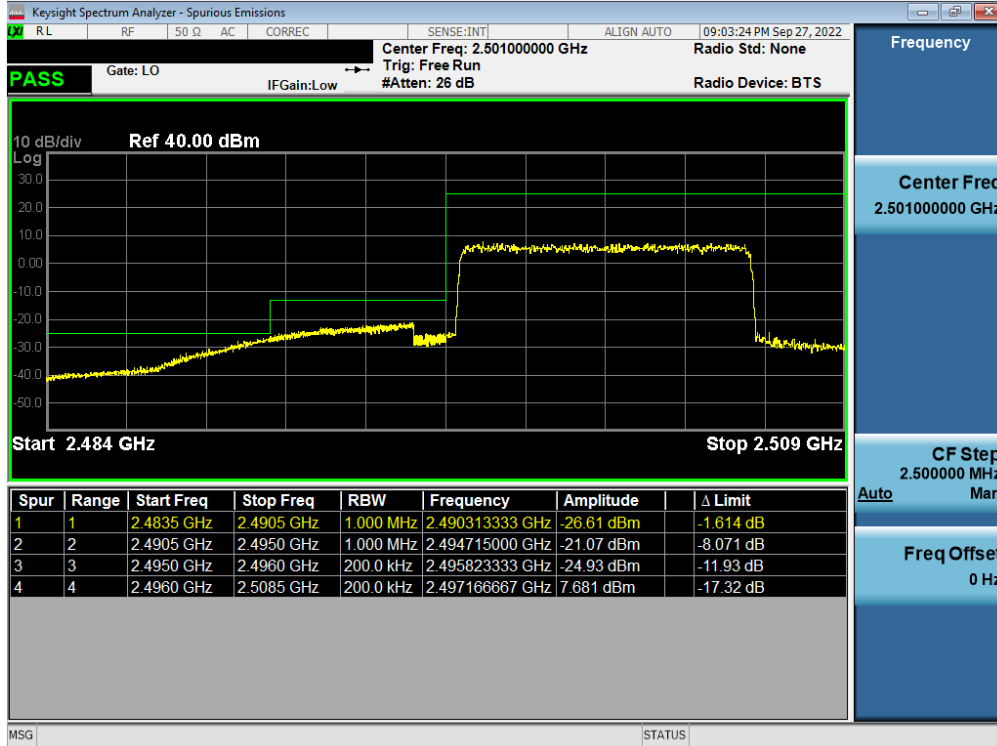


Plot 7-371. Lower ACP Plot (LTE Band 41(PC2) - 15MHz QPSK – Full RB - Ant B)

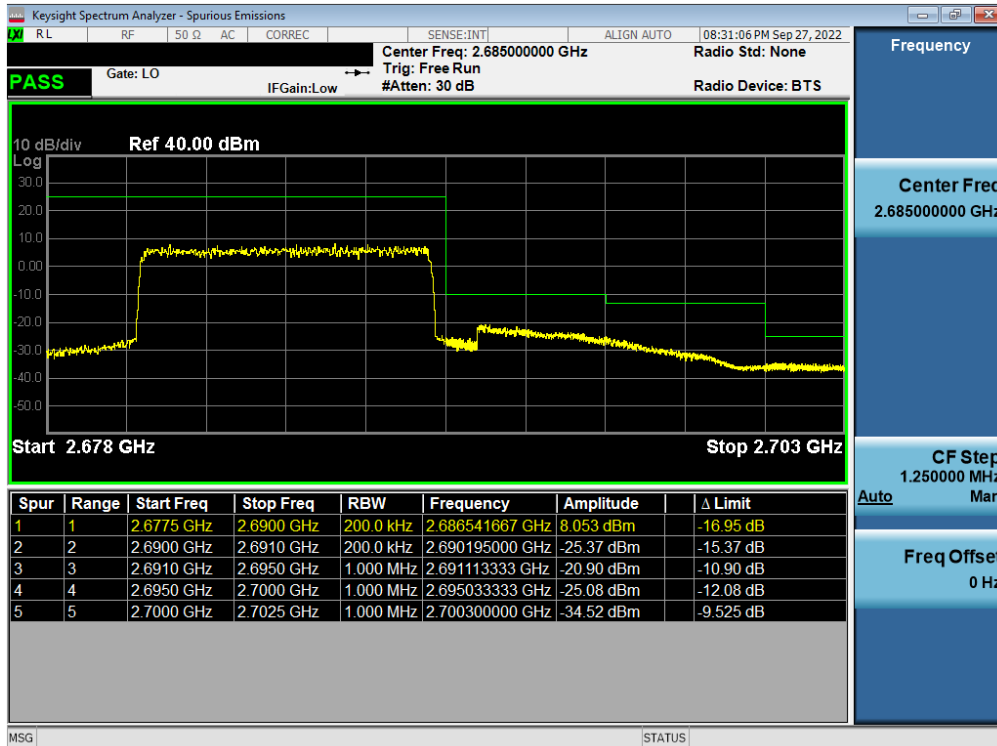


Plot 7-372. Upper ACP Plot (LTE Band 41(PC2) - 15MHz QPSK – Full RB - Ant B)

FCC ID: A3LSMS916U	PART 27 MEASUREMENT REPORT		Approved by: Technical Manager
Test Report S/N: 1M2209010097-04.A3L	Test Dates: 09/02/2022 - 11/20/2022	EUT Type: Portable Handset	Page 224 of 379

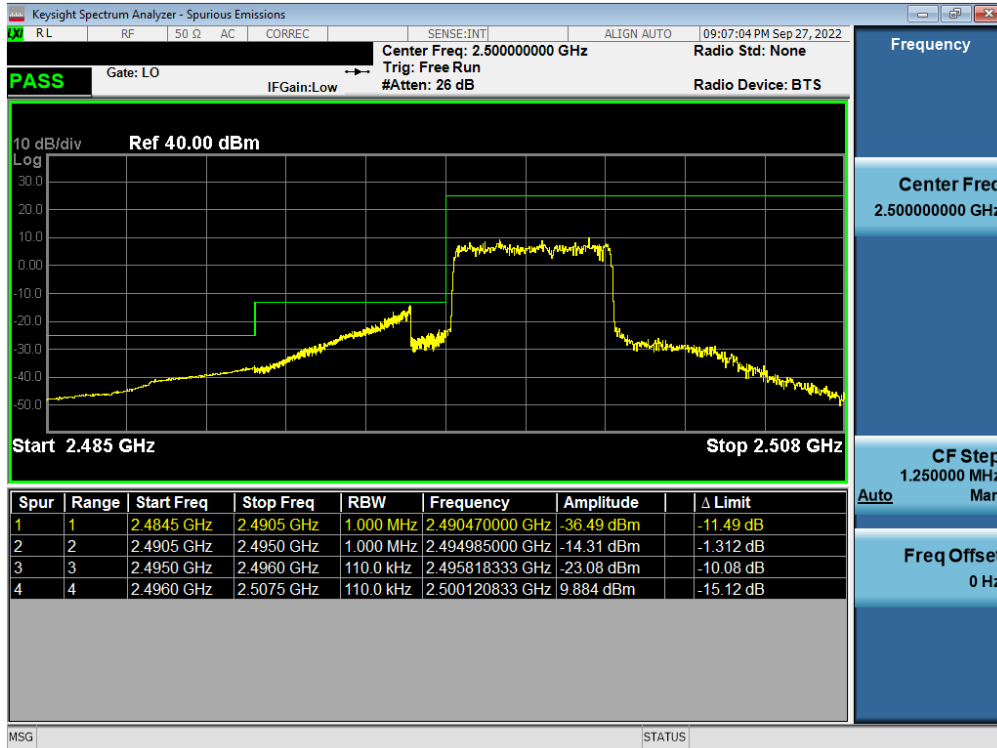


Plot 7-373. Lower ACP Plot (LTE Band 41(PC2) - 10MHz QPSK – Full RB - Ant B)



Plot 7-374. Upper ACP Plot (LTE Band 41(PC2) - 10MHz QPSK – Full RB - Ant B)

FCC ID: A3LSMS916U	PART 27 MEASUREMENT REPORT		Approved by: Technical Manager
Test Report S/N: 1M2209010097-04.A3L	Test Dates: 09/02/2022 - 11/20/2022	EUT Type: Portable Handset	Page 225 of 379



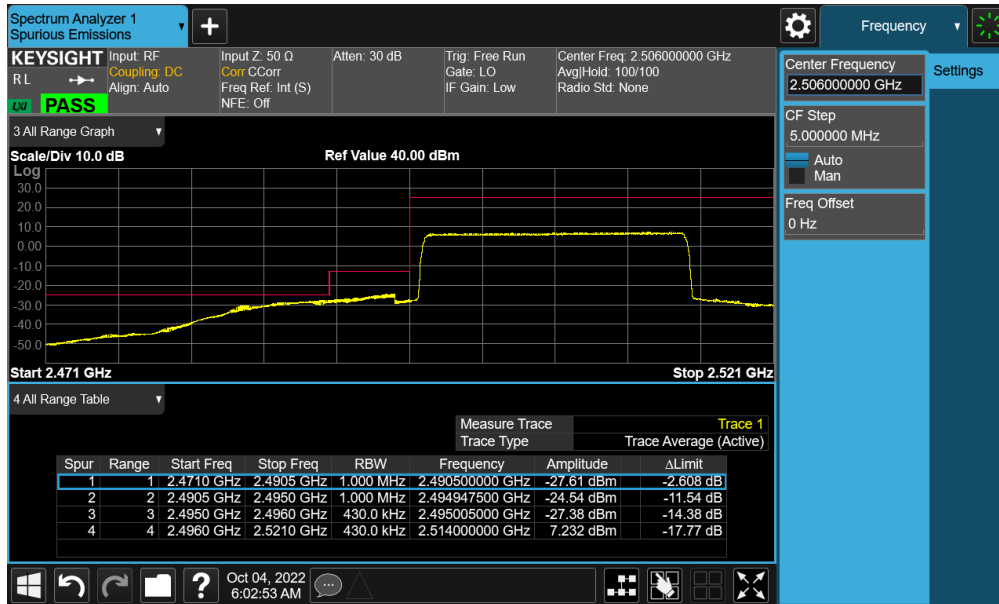
Plot 7-375. Lower ACP Plot (LTE Band 41(PC2) - 5MHz QPSK - Full RB - Ant B)



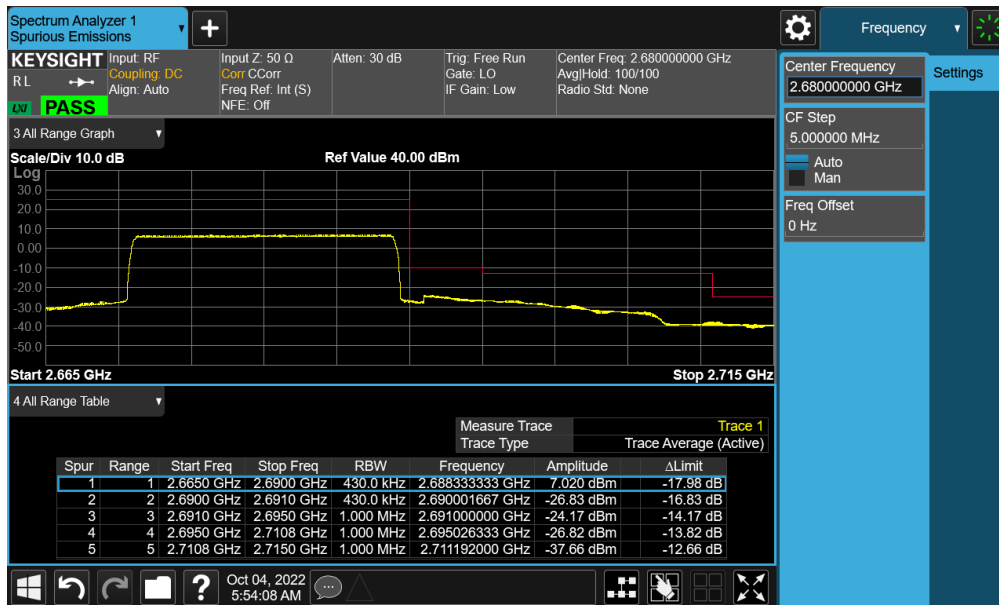
Plot 7-376. Upper ACP Plot (LTE Band 41(PC2) - 5MHz QPSK - Full RB - Ant B)

FCC ID: A3LSMS916U	PART 27 MEASUREMENT REPORT		Approved by: Technical Manager
Test Report S/N: 1M2209010097-04.A3L	Test Dates: 09/02/2022 - 11/20/2022	EUT Type: Portable Handset	Page 226 of 379

LTE Band 41(PC2) – Ant F

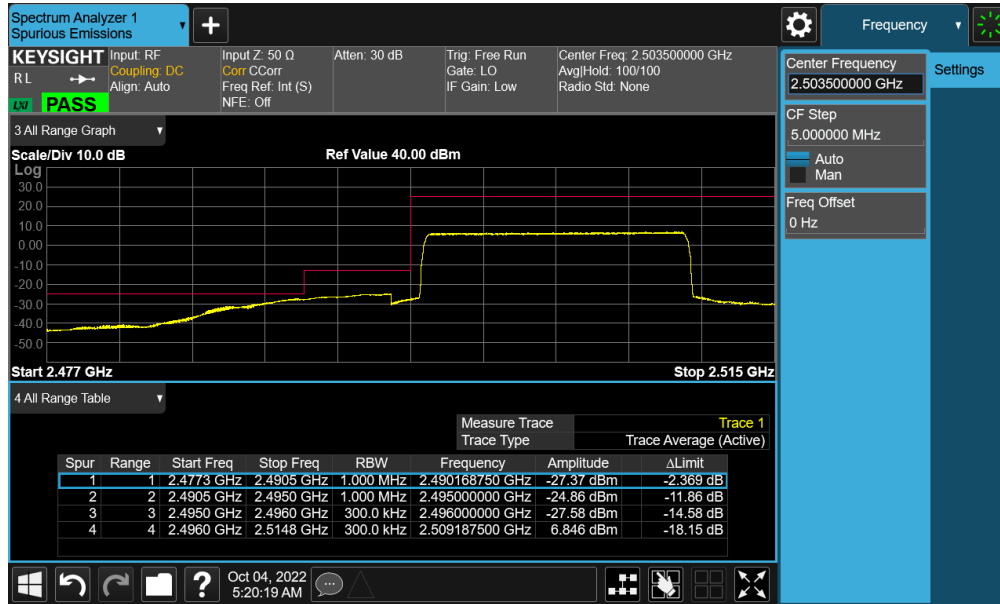


Plot 7-377. Lower ACP Plot (LTE Band 41(PC2) - 20MHz QPSK – Full RB - Ant F)

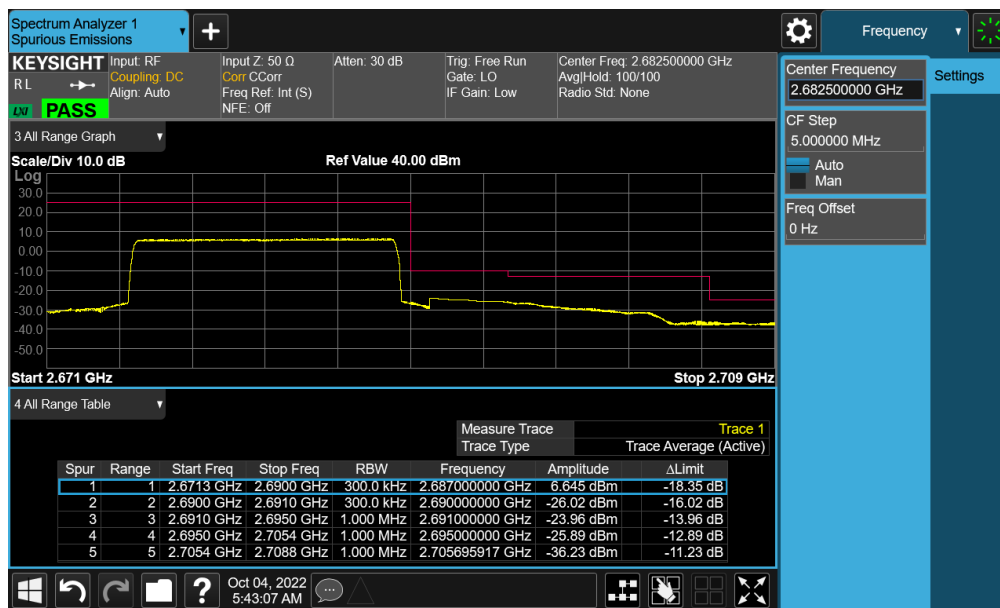


Plot 7-378. Upper ACP Plot (LTE Band 41(PC2) - 20MHz QPSK – Full RB - Ant F)

FCC ID: A3LSMS916U	PART 27 MEASUREMENT REPORT		Approved by: Technical Manager
Test Report S/N: 1M2209010097-04.A3L	Test Dates: 09/02/2022 - 11/20/2022	EUT Type: Portable Handset	Page 227 of 379

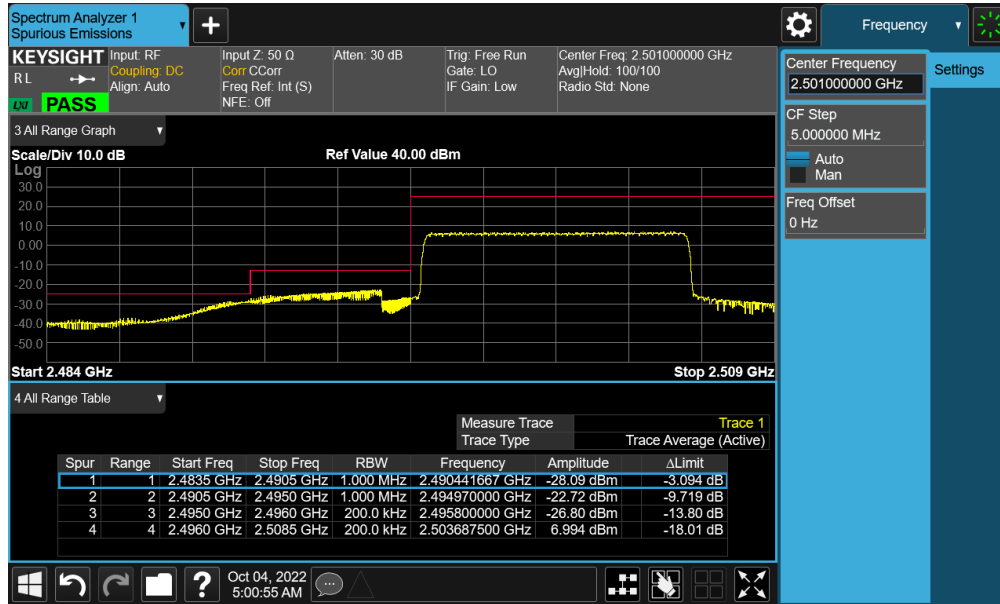


Plot 7-379. Lower ACP Plot (LTE Band 41(PC2) - 15MHz QPSK – Full RB - Ant F)

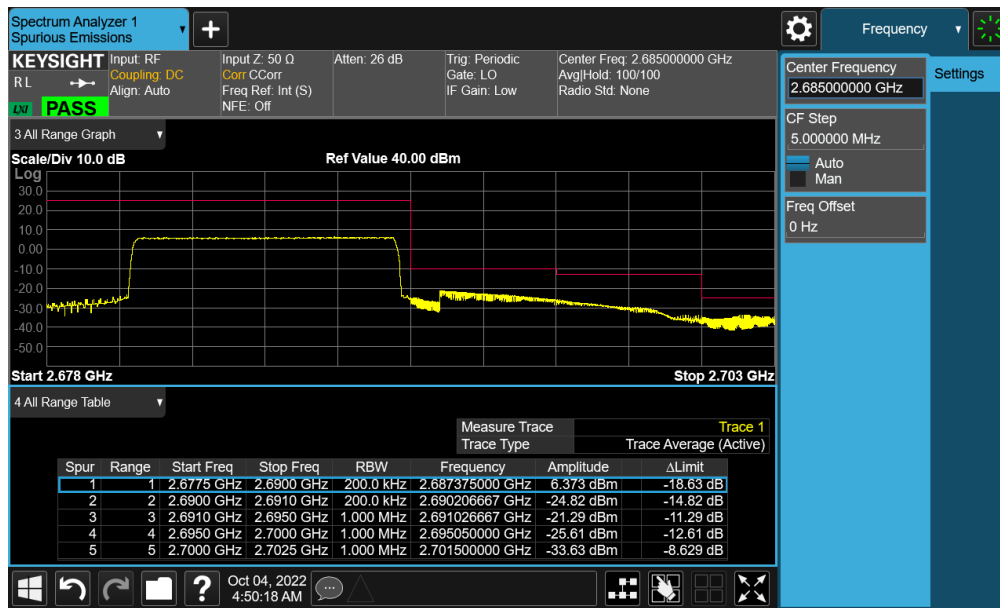


Plot 7-380. Upper ACP Plot (LTE Band 41(PC2) - 15MHz QPSK – Full RB - Ant F)

FCC ID: A3LSMS916U	PART 27 MEASUREMENT REPORT		Approved by: Technical Manager
Test Report S/N: 1M2209010097-04.A3L	Test Dates: 09/02/2022 - 11/20/2022	EUT Type: Portable Handset	Page 228 of 379

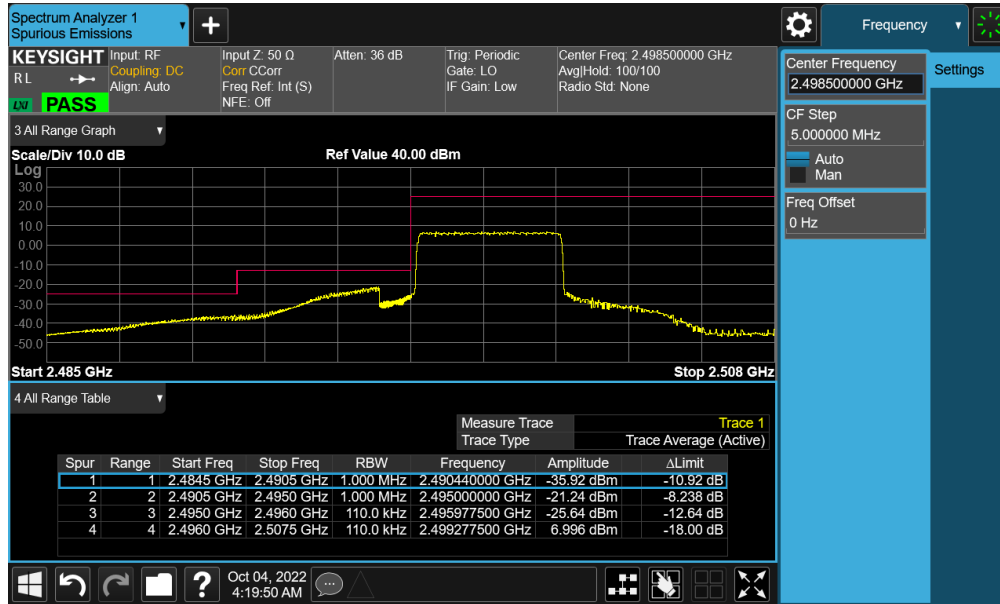


Plot 7-381. Lower ACP Plot (LTE Band 41(PC2) - 10MHz QPSK - Full RB - Ant F)

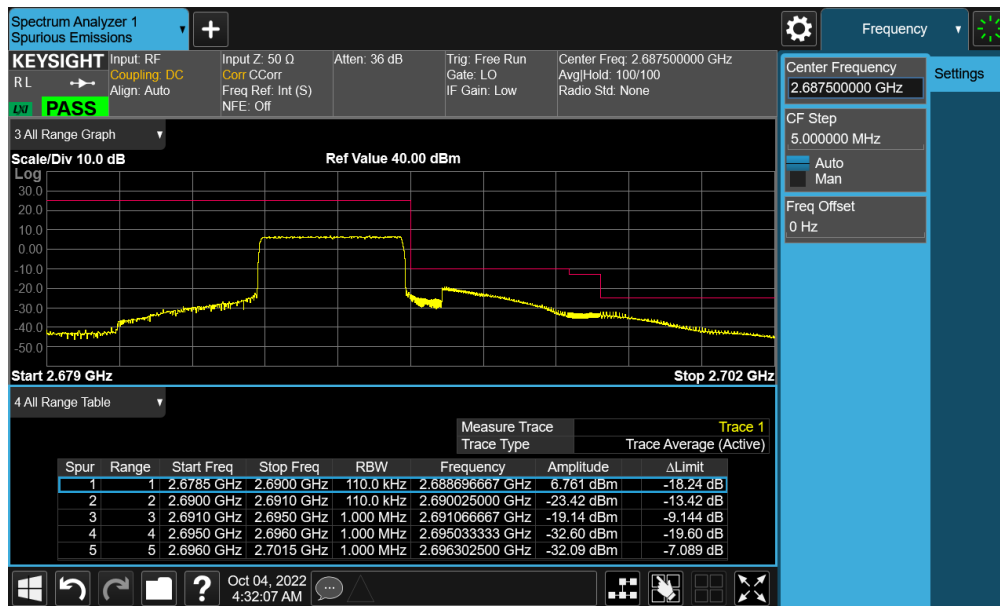


Plot 7-382. Upper ACP Plot (LTE Band 41(PC2) - 10MHz QPSK - Full RB - Ant F)

FCC ID: A3LSMS916U	PART 27 MEASUREMENT REPORT		Approved by: Technical Manager
Test Report S/N: 1M2209010097-04.A3L	Test Dates: 09/02/2022 - 11/20/2022	EUT Type: Portable Handset	Page 229 of 379



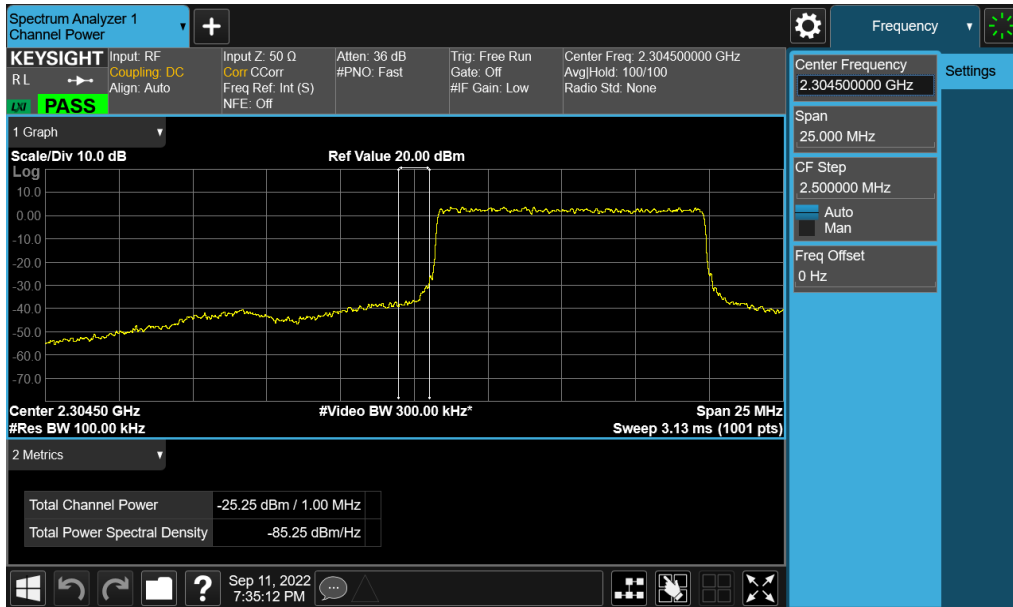
Plot 7-383. Lower ACP Plot (LTE Band 41(PC2) - 5MHz QPSK - Full RB - Ant F)



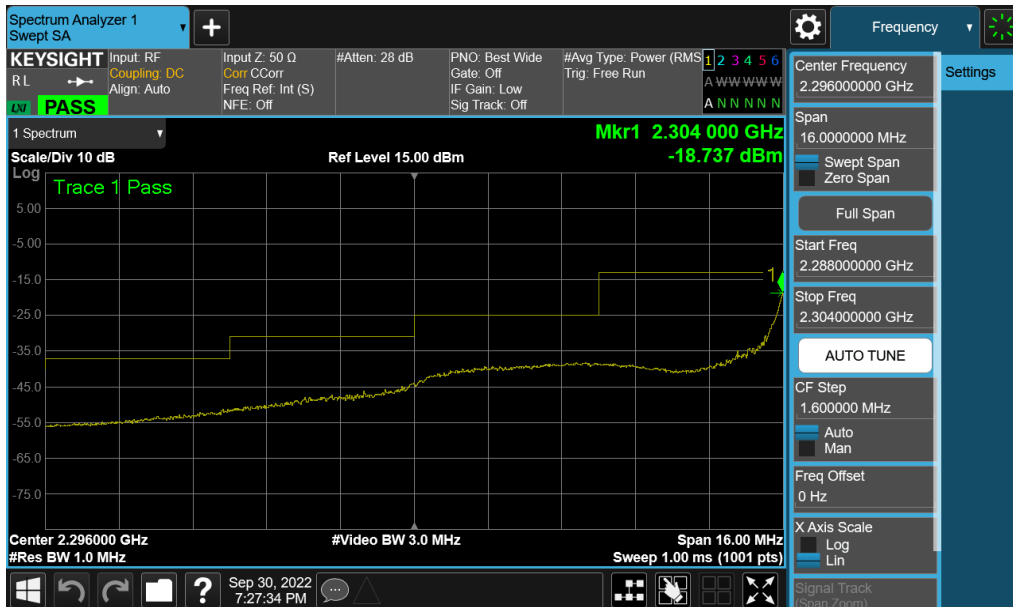
Plot 7-384. Upper ACP Plot (LTE Band 41(PC2) - 5MHz QPSK - Full RB - Ant F)

FCC ID: A3LSMS916U	PART 27 MEASUREMENT REPORT		Approved by: Technical Manager
Test Report S/N: 1M2209010097-04.A3L	Test Dates: 09/02/2022 - 11/20/2022	EUT Type: Portable Handset	Page 230 of 379

NR Band n30 – Ant A

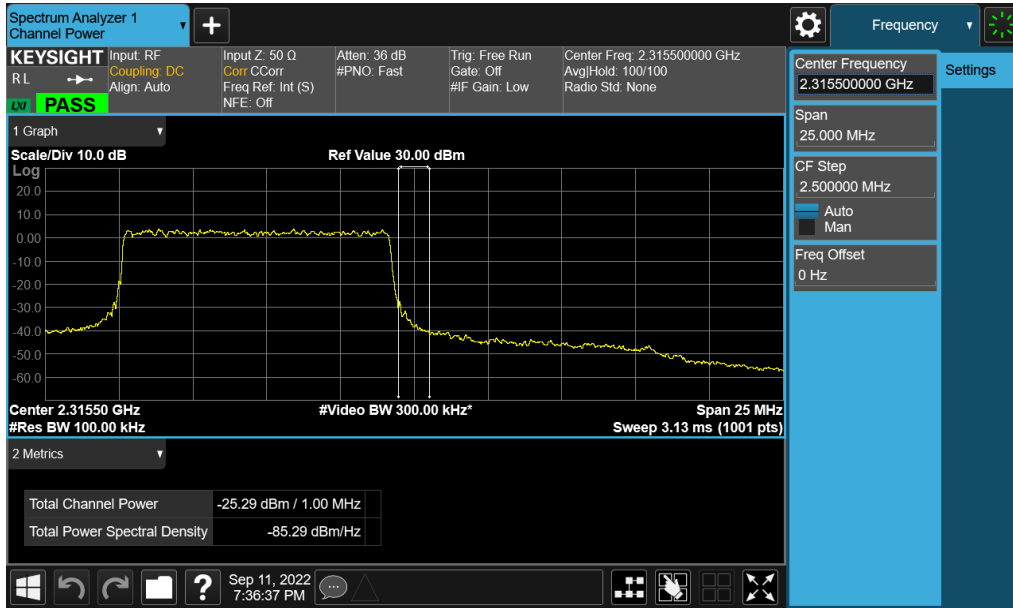


Plot 7-385. Lower Band Edge Plot (NR Band n30 - 10MHz CP-OFDM-QPSK – Full RB - Ant A)



Plot 7-386. Extended Lower Band Edge Plot (NR Band n30 - 10MHz CP-OFDM-QPSK – Full RB - Ant A)

FCC ID: A3LSMS916U	PART 27 MEASUREMENT REPORT		Approved by: Technical Manager
Test Report S/N: 1M2209010097-04.A3L	Test Dates: 09/02/2022 - 11/20/2022	EUT Type: Portable Handset	Page 231 of 379

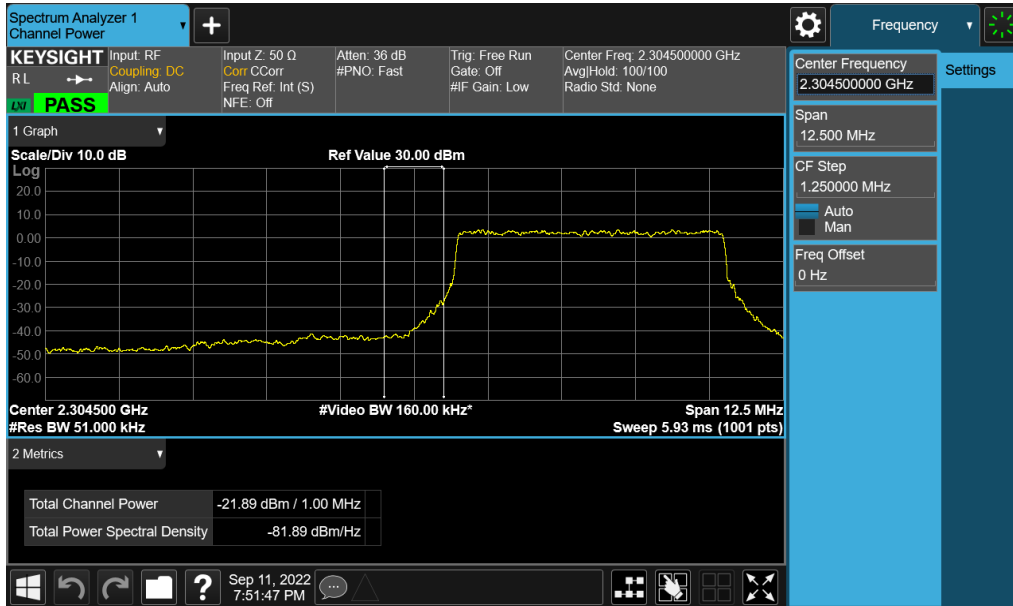


Plot 7-387. Upper Band Edge Plot (NR Band n30 - 10MHz CP-OFDM-QPSK – Full RB - Ant A)



Plot 7-388. Extended Upper Band Edge Plot (NR Band n30 - 10MHz CP-OFDM-QPSK – Full RB - Ant A)

FCC ID: A3LSMS916U	PART 27 MEASUREMENT REPORT		Approved by: Technical Manager
Test Report S/N: 1M2209010097-04.A3L	Test Dates: 09/02/2022 - 11/20/2022	EUT Type: Portable Handset	Page 232 of 379

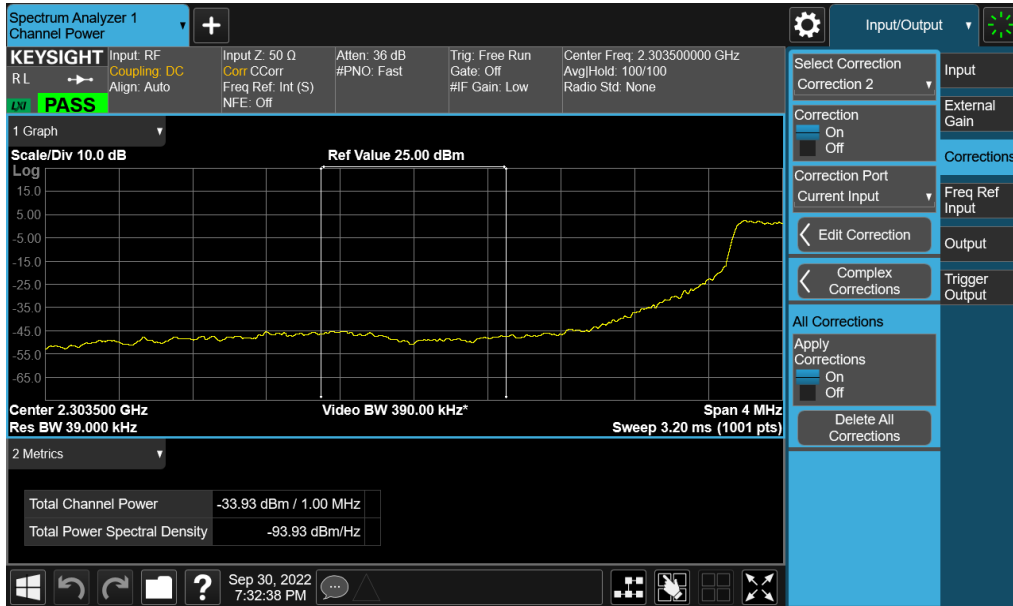


Plot 7-389. Lower Band Edge Plot (NR Band n30 - 5MHz CP-OFDM-QPSK – Full RB - Ant A)



Plot 7-390. Extended Lower Band Edge Plot (NR Band n30 - 5MHz CP-OFDM-QPSK – Full RB - Ant A)

FCC ID: A3LSMS916U	PART 27 MEASUREMENT REPORT		Approved by: Technical Manager
Test Report S/N: 1M2209010097-04.A3L	Test Dates: 09/02/2022 - 11/20/2022	EUT Type: Portable Handset	Page 233 of 379



FCC ID: A3LSMS916U	PART 27 MEASUREMENT REPORT		Approved by: Technical Manager
Test Report S/N: 1M2209010097-04.A3L	Test Dates: 09/02/2022 - 11/20/2022	EUT Type: Portable Handset	Page 234 of 379



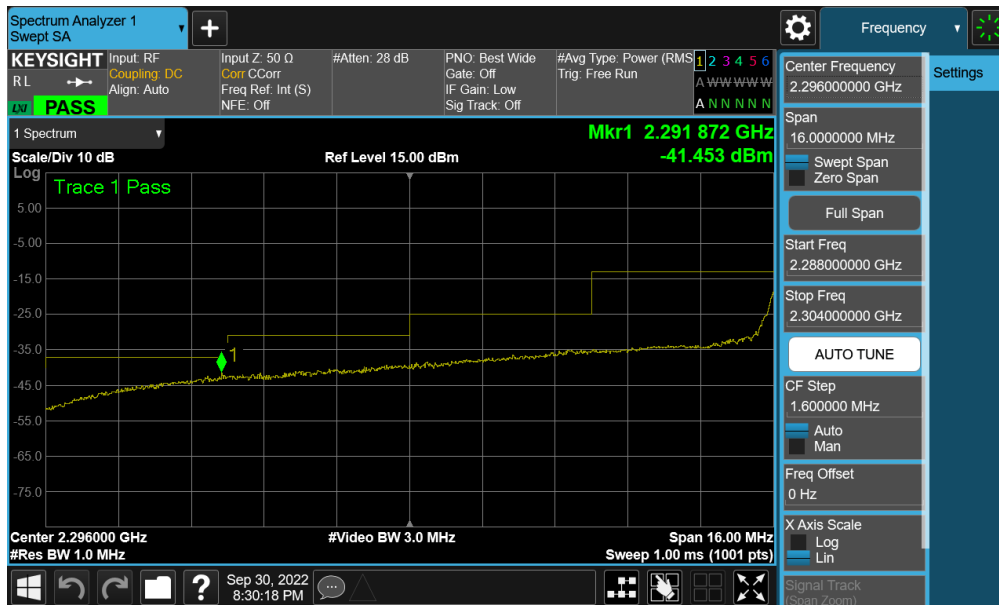
Plot 7-393. Extended Upper Band Edge Plot (NR Band n30 - 5MHz CP-OFDM-QPSK – Full RB - Ant A)

FCC ID: A3LSMS916U	PART 27 MEASUREMENT REPORT		Approved by: Technical Manager
Test Report S/N: 1M2209010097-04.A3L	Test Dates: 09/02/2022 - 11/20/2022	EUT Type: Portable Handset	Page 235 of 379

NR Band n30 – Ant F



Plot 7-394. Lower Band Edge Plot (NR Band n30 - 10MHz CP-OFDM-QPSK – Full RB - Ant F)

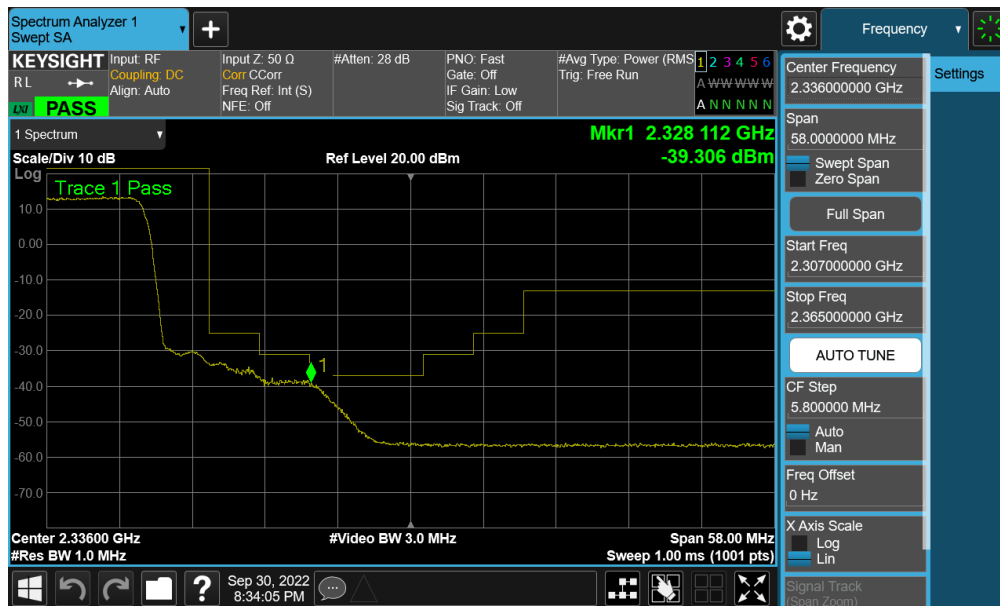


Plot 7-395. Extended Lower Band Edge Plot (NR Band n30 - 10MHz CP-OFDM-QPSK – Full RB - Ant F)

FCC ID: A3LSMS916U	PART 27 MEASUREMENT REPORT		Approved by: Technical Manager
Test Report S/N: 1M2209010097-04.A3L	Test Dates: 09/02/2022 - 11/20/2022	EUT Type: Portable Handset	Page 236 of 379



Plot 7-396. Upper Band Edge Plot (NR Band n30 - 10MHz CP-OFDM-QPSK – Full RB - Ant F)

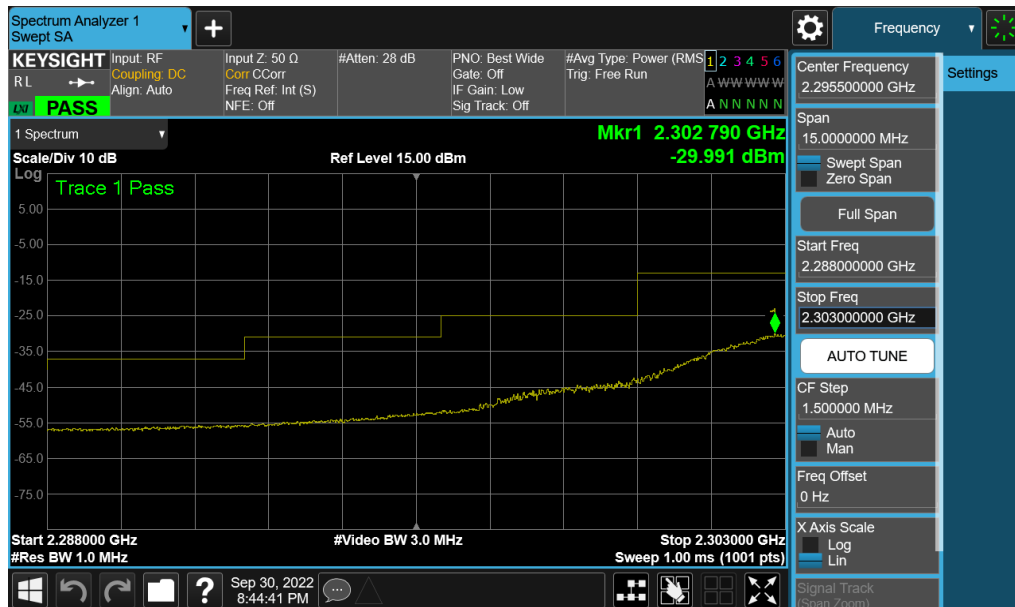


Plot 7-397. Extended Upper Band Edge Plot (NR Band n30 - 10MHz CP-OFDM-QPSK – Full RB - Ant F)

FCC ID: A3LSMS916U	PART 27 MEASUREMENT REPORT		Approved by: Technical Manager
Test Report S/N: 1M2209010097-04.A3L	Test Dates: 09/02/2022 - 11/20/2022	EUT Type: Portable Handset	Page 237 of 379

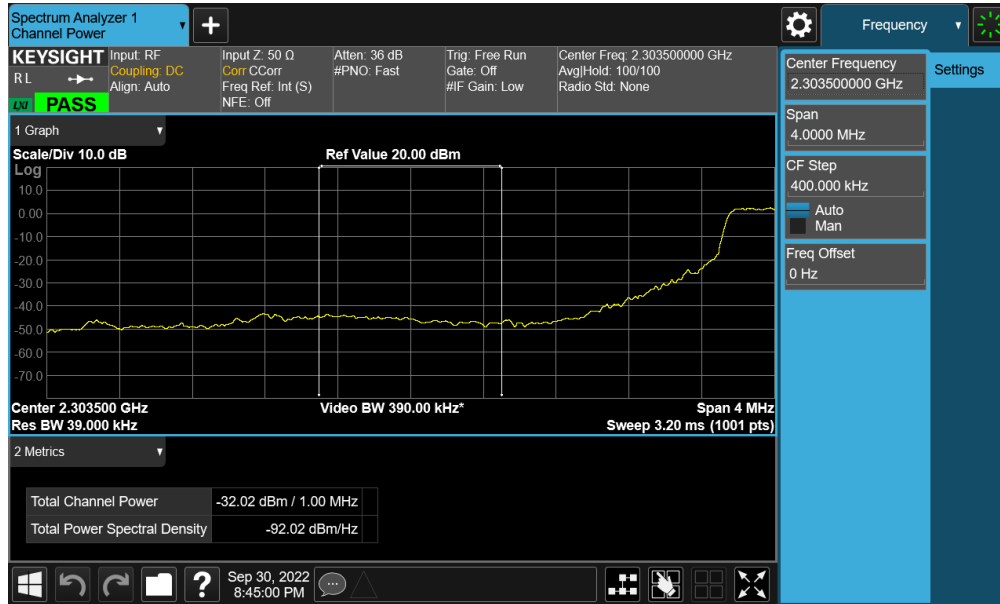


Plot 7-398. Lower Band Edge Plot (NR Band n30 - 5MHz CP-OFDM-QPSK – Full RB - Ant F)



Plot 7-399. Extended Lower Band Edge Plot (NR Band n30 - 5MHz CP-OFDM-QPSK – Full RB - Ant F)

FCC ID: A3LSMS916U	PART 27 MEASUREMENT REPORT		Approved by: Technical Manager
Test Report S/N: 1M2209010097-04.A3L	Test Dates: 09/02/2022 - 11/20/2022	EUT Type: Portable Handset	Page 238 of 379

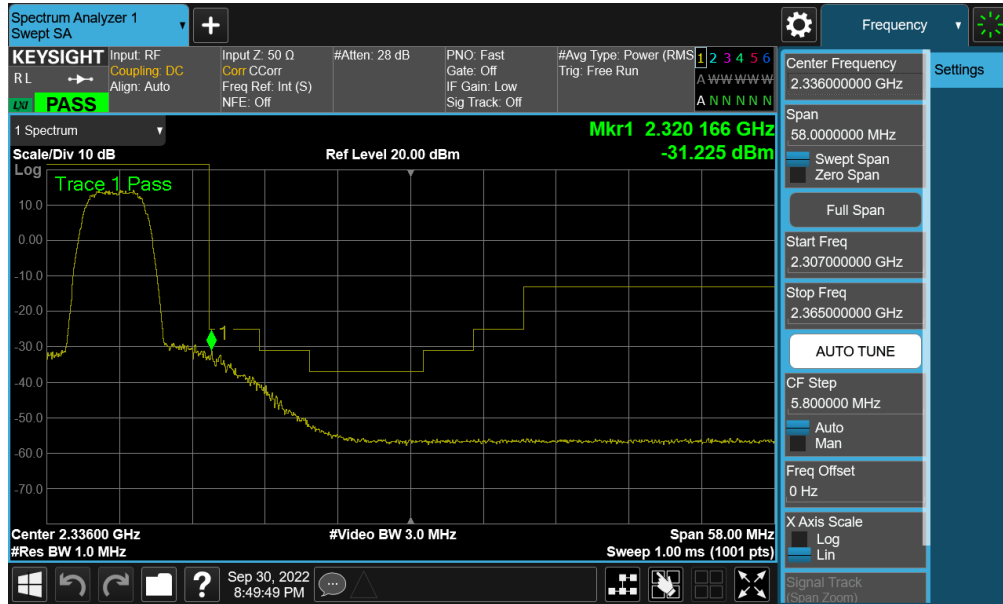


Plot 7-400. Extended Lower Band Edge Plot (NR Band n30 - 5MHz CP-OFDM-QPSK – Full RB - Ant F)



Plot 7-401. Upper Band Edge Plot (NR Band n30 - 5MHz CP-OFDM-QPSK – Full RB - Ant F)

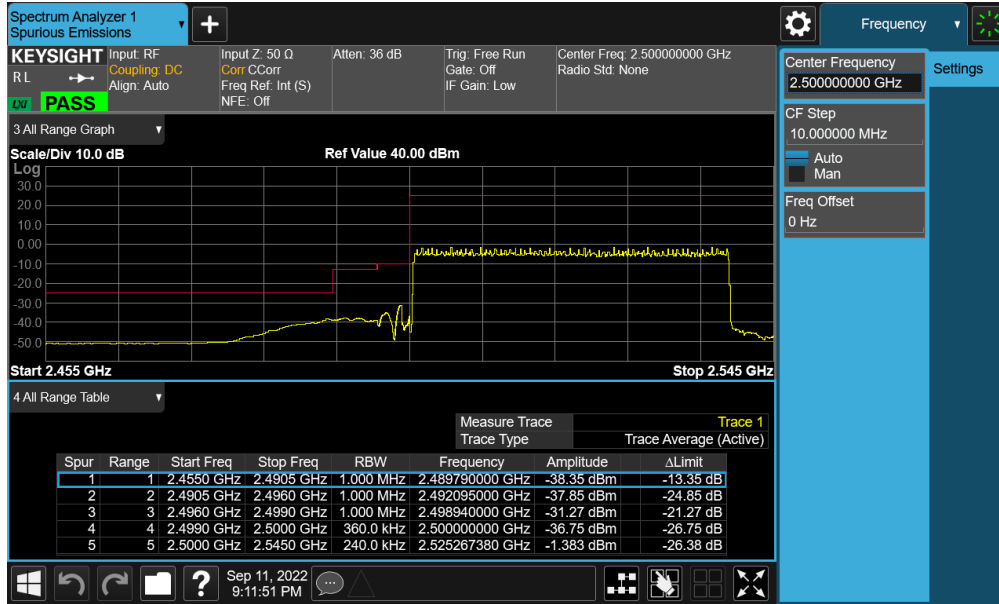
FCC ID: A3LSMS916U	PART 27 MEASUREMENT REPORT		Approved by: Technical Manager
Test Report S/N: 1M2209010097-04.A3L	Test Dates: 09/02/2022 - 11/20/2022	EUT Type: Portable Handset	Page 239 of 379



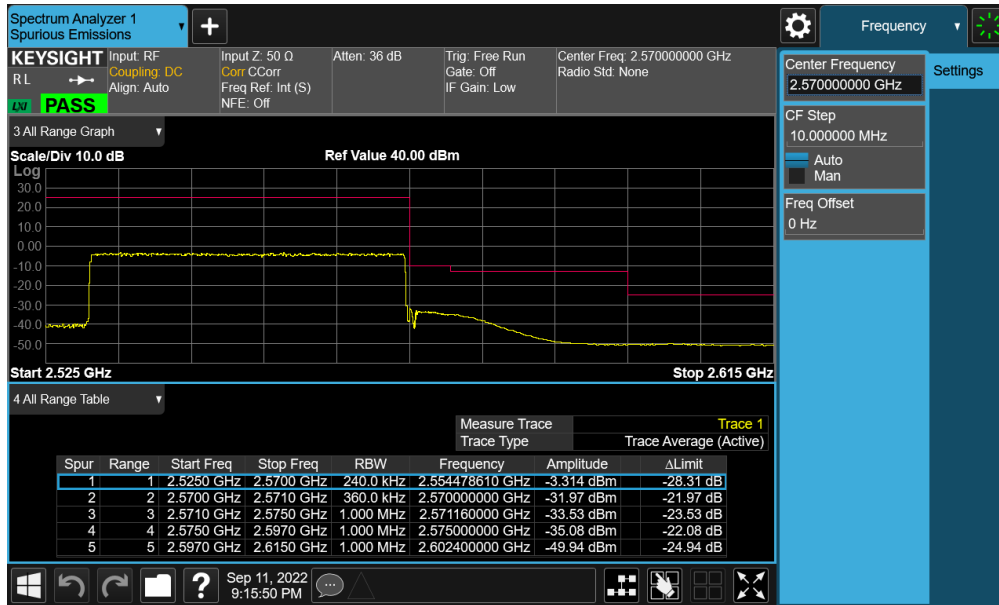
Plot 7-402. Extended Upper Band Edge Plot (NR Band n30 - 5MHz CP-OFDM-QPSK – Full RB - Ant F)

FCC ID: A3LSMS916U	PART 27 MEASUREMENT REPORT		Approved by: Technical Manager
Test Report S/N: 1M2209010097-04.A3L	Test Dates: 09/02/2022 - 11/20/2022	EUT Type: Portable Handset	Page 240 of 379

NR Band n7 – Ant B

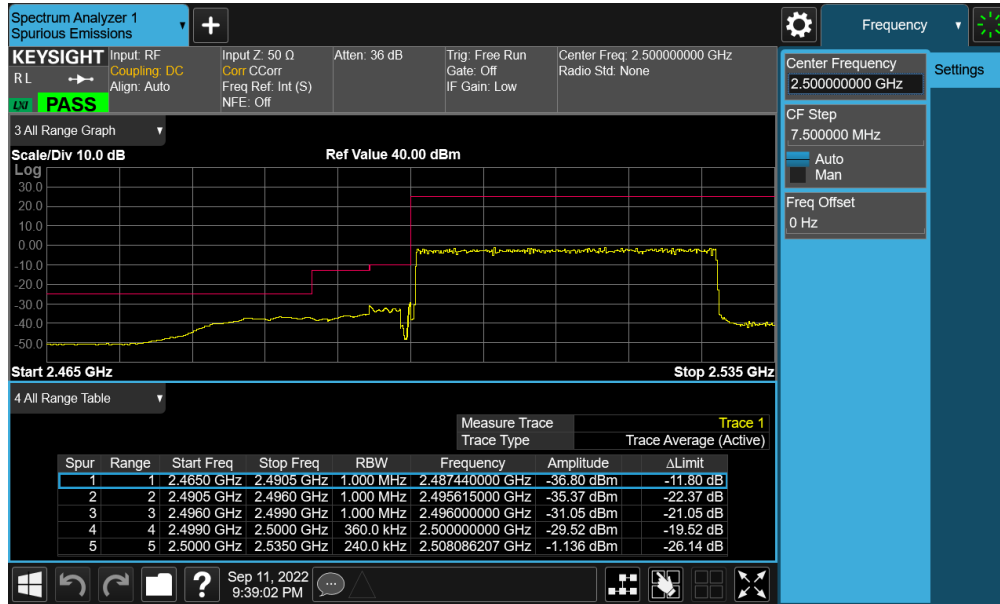


Plot 7-403. Lower Band Edge Plot (NR Band n7 - 40MHz CP-OFDM-QPSK – Full RB - Ant B)

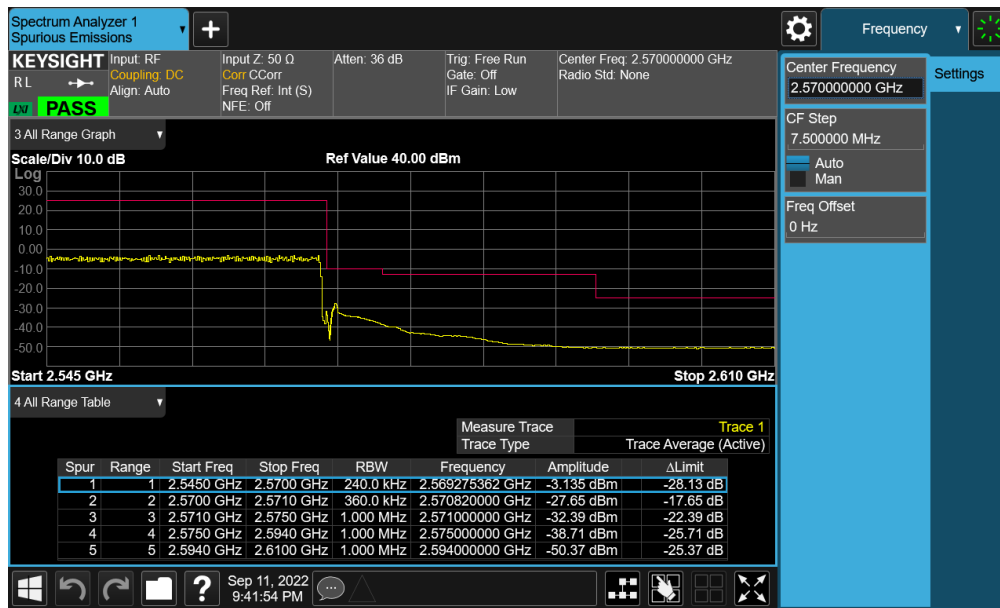


Plot 7-404. Upper Band Edge Plot (NR Band n7 - 40MHz CP-OFDM-QPSK – Full RB - Ant B)

FCC ID: A3LSMS916U	PART 27 MEASUREMENT REPORT		Approved by: Technical Manager
Test Report S/N: 1M2209010097-04.A3L	Test Dates: 09/02/2022 - 11/20/2022	EUT Type: Portable Handset	Page 241 of 379

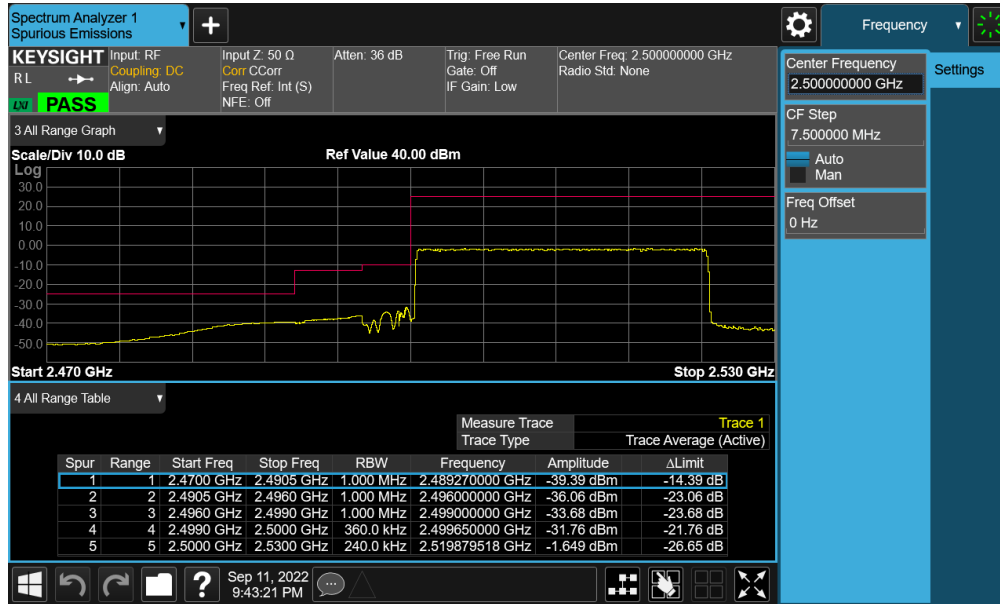


Plot 7-405. Lower Band Edge Plot (NR Band n7 - 30MHz CP-OFDM-QPSK – Full RB - Ant B)

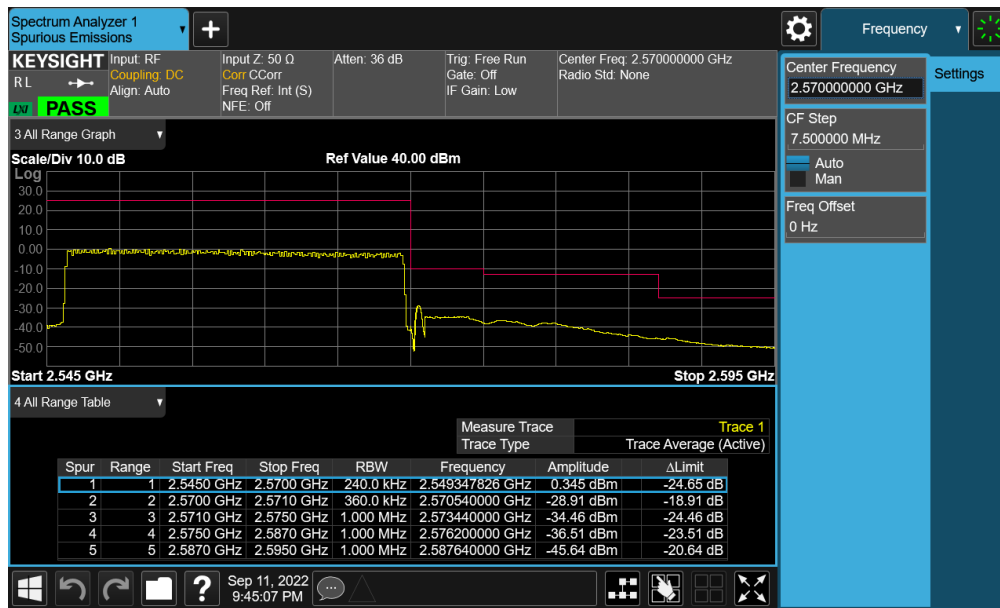


Plot 7-406. Upper Band Edge Plot (NR Band n7 - 30MHz CP-OFDM-QPSK – Full RB - Ant B)

FCC ID: A3LSMS916U	PART 27 MEASUREMENT REPORT		Approved by: Technical Manager
Test Report S/N: 1M2209010097-04.A3L	Test Dates: 09/02/2022 - 11/20/2022	EUT Type: Portable Handset	Page 242 of 379

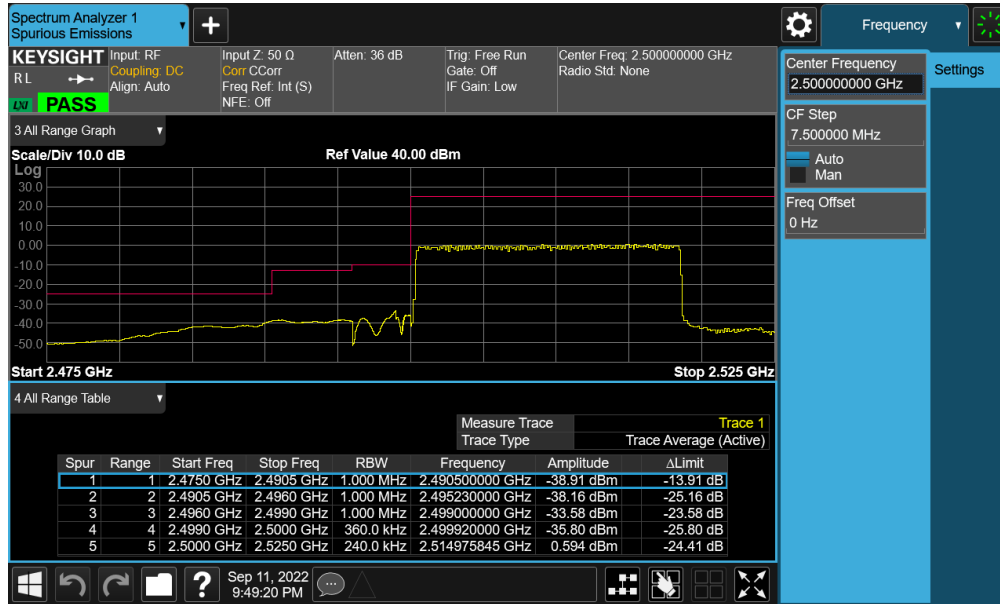


Plot 7-407. Lower Band Edge Plot (NR Band n7 - 25MHz CP-OFDM-QPSK – Full RB - Ant B)

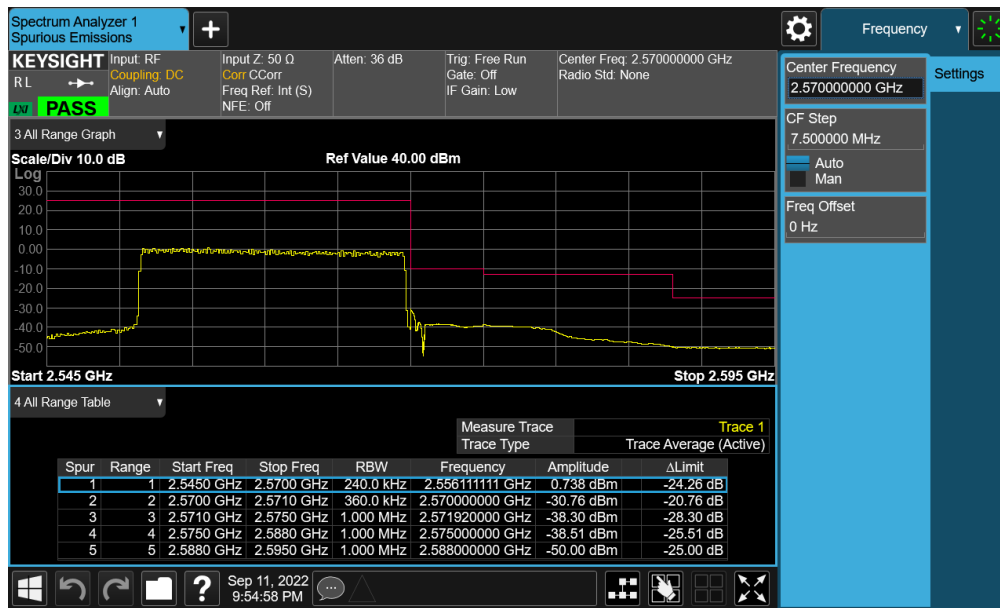


Plot 7-408. Upper Band Edge Plot (NR Band n7 - 25MHz CP-OFDM-QPSK – Full RB - Ant B)

FCC ID: A3LSMS916U	PART 27 MEASUREMENT REPORT		Approved by: Technical Manager
Test Report S/N: 1M2209010097-04.A3L	Test Dates: 09/02/2022 - 11/20/2022	EUT Type: Portable Handset	Page 243 of 379

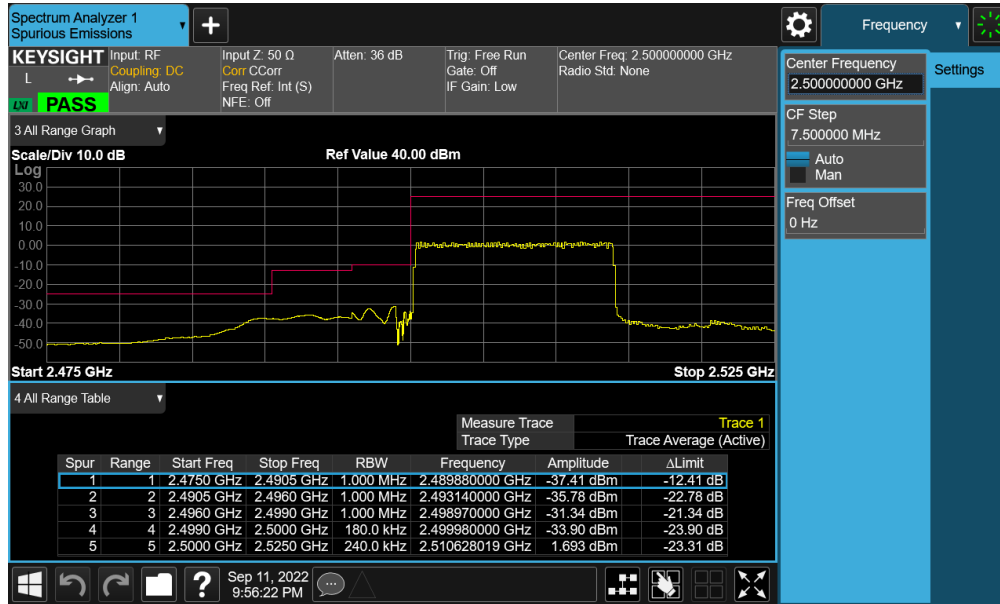


Plot 7-409. Lower Band Edge Plot (NR Band n7 - 20MHz CP-OFDM-QPSK – Full RB - Ant B)

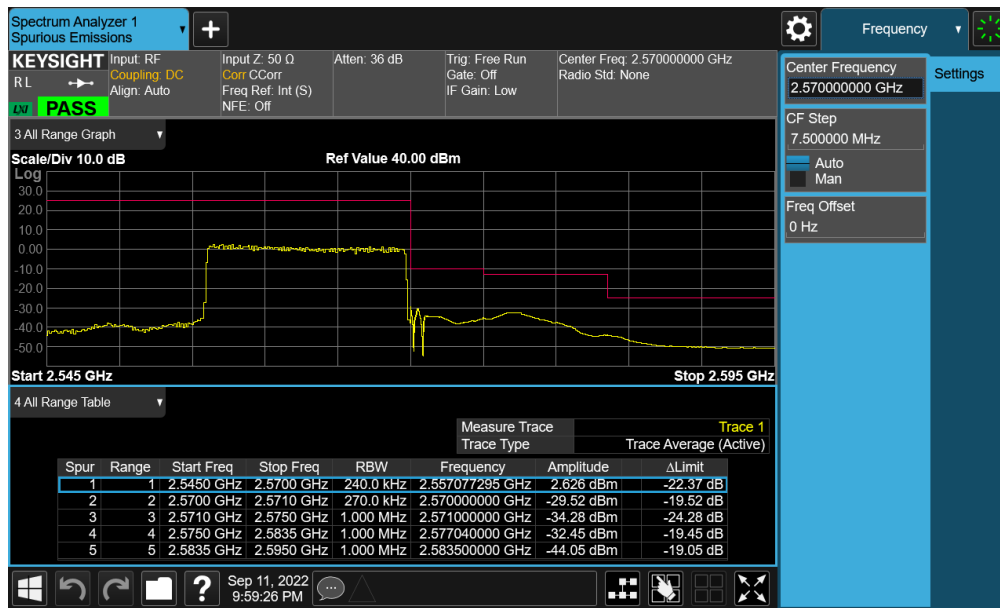


Plot 7-410. Upper Band Edge Plot (NR Band n7 - 20MHz CP-OFDM-QPSK – Full RB - Ant B)

FCC ID: A3LSMS916U	PART 27 MEASUREMENT REPORT		Approved by: Technical Manager
Test Report S/N: 1M2209010097-04.A3L	Test Dates: 09/02/2022 - 11/20/2022	EUT Type: Portable Handset	Page 244 of 379



Plot 7-411. Lower Band Edge Plot (NR Band n7 - 15MHz CP-OFDM-QPSK – Full RB - Ant B)



Plot 7-412. Upper Band Edge Plot (NR Band n7 - 15MHz CP-OFDM-QPSK – Full RB - Ant B)

FCC ID: A3LSMS916U	PART 27 MEASUREMENT REPORT		Approved by: Technical Manager
Test Report S/N: 1M2209010097-04.A3L	Test Dates: 09/02/2022 - 11/20/2022	EUT Type: Portable Handset	Page 245 of 379