

**MEASUREMENT REPORT
FCC PART 15.407 UNII OFDMA**

Applicant Name:

Samsung Electronics Co., Ltd.
129, Samsung-ro,
Yeongtong-gu, Suwon-si
Gyeonggi-do, 16677, Korea

Date of Testing:

09/02/2022-11/08/2022

Test Report Issue Date:

11/08/2022

Test Site/Location:

Element Lab. Columbia, MD, USA

Test Report Serial No.:

1M2209010097-14.A3L

FCC ID:

A3LSMS916U

APPLICANT:

Samsung Electronics Co., Ltd.

Application Type:

Certification

Model:

SM-S916U

Additional Model(s):

SM-S916U1

EUT Type:

Portable Handset

Frequency Range:

5180 – 5885MHz

Modulation Type:

OFDMA

FCC Equipment Class:

Unlicensed National Information Infrastructure TX (NII)

FCC Rule Part(s):

Part 15 Subpart E (15.407)

Test Procedure(s):

ANSI C63.10-2013, KDB 789033 D02 v02r01, KDB 291074 D02 v01
KDB 648474 D03 v01r04, KDB 662911 D01 v02r01

This equipment has been shown to be capable of compliance with the applicable technical standards as indicated in the measurement report and was tested in accordance with the measurement procedures specified in ANSI C63.10-2013 and KDB 789033 D02 v02r01. Test results reported herein relate only to the item(s) tested.

I attest to the accuracy of data. All measurements reported herein were performed by me or were made under my supervision and are correct to the best of my knowledge and belief. I assume full responsibility for the completeness of these measurements and vouch for the qualifications of all persons taking them.



**RJ Ortanez
Executive Vice President**



<p>FCC ID: A3LSMS916U</p>	 <p>MEASUREMENT REPORT (CERTIFICATION)</p>		<p>Approved by: Technical Manager</p>
<p>Test Report S/N: 1M2209010097-14.A3L</p>	<p>Test Dates: 09/02/2022-11/08/2022</p>	<p>EUT Type: Portable Handset</p>	<p>Page 1 of 236</p>

TABLE OF CONTENTS

1.0	INTRODUCTION	4
1.1	Scope.....	4
1.2	Element Test Location.....	4
1.3	Test Facility / Accreditations.....	4
2.0	PRODUCT INFORMATION	5
2.1	Equipment Description	5
2.2	Device Capabilities.....	5
2.3	Antenna Description.....	8
2.4	Test Configuration.....	8
2.5	Software and Firmware	8
2.6	EMI Suppression Device(s)/Modifications.....	8
3.0	DESCRIPTION OF TESTS	9
3.1	Evaluation Procedure	9
3.2	Radiated Emissions.....	9
3.3	Environmental Conditions.....	9
4.0	ANTENNA REQUIREMENTS	10
5.0	MEASUREMENT UNCERTAINTY	11
6.0	TEST EQUIPMENT CALIBRATION DATA.....	12
7.0	TEST RESULTS	13
7.1	Summary.....	13
7.2	26dB Bandwidth Measurement – 802.11ax OFDMA.....	15
7.3	6dB Bandwidth Measurement – 802.11ax OFDMA.....	70
7.4	UNII Output Power Measurement – 802.11ax OFDMA.....	107
7.5	Maximum Power Spectral Density – 802.11ax OFDMA.....	115
7.6	Radiated Spurious Emission Measurements – Above 1GHz	195
7.6.1	MIMO Radiated Spurious Emission Measurements	199
7.6.2	MIMO Radiated Band Edge Measurements (20MHz BW).....	221
7.6.3	MIMO Radiated Band Edge Measurements (40MHz BW).....	227
7.6.4	MIMO Radiated Band Edge Measurements (80MHz BW).....	230
7.6.5	MIMO Radiated Band Edge Measurements (160MHz BW).....	233
8.0	CONCLUSION.....	236

FCC ID: A3LSMS916U		MEASUREMENT REPORT (CERTIFICATION)	Approved by: Technical Manager
Test Report S/N: 1M2209010097-14.A3L	Test Dates: 09/02/2022-11/08/2022	EUT Type: Portable Handset	Page 2 of 236

MEASUREMENT REPORT

UNII Band	Channel Bandwidth (MHz)	Tx Frequency (MHz)	MIMO	
			Max. Power (mW)	Max. Power (dBm)
1	20	5180 - 5240	96.161	19.83
2A		5260 - 5320	97.920	19.91
2C		5500 - 5720	97.932	19.91
3		5745 - 5825	93.388	19.70
4		5845 - 5885	101.391	20.06
1	40	5190 - 5230	99.142	19.96
2A		5270 - 5310	98.225	19.92
2C		5510 - 5710	96.186	19.83
3		5755 - 5795	99.206	19.97
4		5835 - 5875	95.940	19.82
1	80	5210	93.567	19.71
2A		5290	99.719	19.99
2C		5530 - 5690	98.332	19.93
3		5775	99.675	19.99
3/4		5855	96.161	19.83
1/2A	160	5250	99.770	19.99
2C		5290	99.083	19.96
3/4		5815	101.391	20.06

EUT Overview

Note: UNII Band 4 powers shown in the table above are EIRP values

FCC ID: A3LSMS916U	 MEASUREMENT REPORT (CERTIFICATION)		Approved by: Technical Manager
Test Report S/N: 1M2209010097-14.A3L	Test Dates: 09/02/2022-11/08/2022	EUT Type: Portable Handset	Page 3 of 236

1.0 INTRODUCTION

1.1 Scope

Measurement and determination of electromagnetic emissions (EMC) of radio frequency devices including intentional and/or unintentional radiators for compliance with the technical rules and regulations of the Federal Communications Commission and the Innovation, Science and Economic Development Canada.

1.2 Element Test Location

These measurement tests were conducted at the Element laboratory located at 7185 Oakland Mills Road, Columbia, MD 21046. The measurement facility is compliant with the test site requirements specified in ANSI C63.4-2014.

1.3 Test Facility / Accreditations

Measurements were performed at Element lab located in Columbia, MD 21046, U.S.A.

- Element Washington DC LLC is an ISO 17025-2017 accredited test facility under the American Association for Laboratory Accreditation (A2LA) with Certificate number 2041.01 for Specific Absorption Rate (SAR), Hearing Aid Compatibility (HAC) testing, where applicable, and Electromagnetic Compatibility (EMC) testing for FCC and Innovation, Science, and Economic Development Canada rules.
- Element Washington DC LLC TCB is a Telecommunication Certification Body (TCB) accredited to ISO/IEC 17065-2012 by A2LA (Certificate number 2041.03) in all scopes of FCC Rules and ISED Standards (RSS).
- Element Washington DC LLC facility is a registered (2451B) test laboratory with the site description on file with ISED.
- Element Washington DC LLC is a Recognized U.S. Certification Assessment Body (CAB # US0110) for ISED Canada as designated by NIST under the U.S. and Canada Mutual Recognition Agreements (MRAs).

FCC ID: A3LSMS916U		MEASUREMENT REPORT (CERTIFICATION)		Approved by: Technical Manager
Test Report S/N: 1M2209010097-14.A3L	Test Dates: 09/02/2022-11/08/2022	EUT Type: Portable Handset	Page 4 of 236	

2.0 PRODUCT INFORMATION

2.1 Equipment Description

The Equipment Under Test (EUT) is the **Samsung Portable Handset FCC ID: A3LSMS916U**. The test data contained in this report pertains only to the emissions due to the EUT's UNII transmitter.

Test Device Serial No.: 0610M, 0638M, 2666M, 2622M, 2610M

2.2 Device Capabilities

This device contains the following capabilities:

850/1900 GSM/GPRS/EDGE, 850/1700/1900 WCDMA/HSPA, Multi-band LTE, Multi-band 5G NR (FR1 and FR2), 802.11b/g/n/ax WLAN, 802.11a/n/ac/ax UNII (5GHz and 6GHz), Bluetooth (1x, EDR, LE), NFC, UWB, Wireless Power Transfer

Band 1		Band 2A		Band 2C		Band 3		Band 4	
Ch.	Frequency (MHz)	Ch.	Frequency (MHz)	Ch.	Frequency (MHz)	Ch.	Frequency (MHz)	Ch.	Frequency (MHz)
36	5180	52	5260	100	5500	149	5745	169	5845
:	:	:	:	:	:	:	:	:	:
40	5200	56	5280	120	5600	157	5785	173	5865
:	:	:	:	:	:	:	:	:	:
48	5240	64	5320	144	5720	165	5825	177	5885

Table 2-1. 802.11ax (20MHz) Frequency / Channel Operations

Band 1		Band 2A		Band 2C		Band 3		Band 4	
Ch.	Frequency (MHz)	Ch.	Frequency (MHz)	Ch.	Frequency (MHz)	Ch.	Frequency (MHz)	Ch.	Frequency (MHz)
38	5190	54	5270	102	5510	151	5755	167	5835
:	:	:	:	:	:	:	:	:	:
46	5230	62	5310	118	5590	159	5795	175	5875
				:	:				
				142	5710				

Table 2-2. 802.11ax (40MHz BW) Frequency / Channel Operations

Band 1		Band 2A		Band 2C		Band 3		Band 4	
Ch.	Frequency (MHz)	Ch.	Frequency (MHz)	Ch.	Frequency (MHz)	Ch.	Frequency (MHz)	Ch.	Frequency (MHz)
42	5210	58	5290	106	5530	155	5775	171	5855
				:	:				
				138	5690				

Table 2-3. 802.11ax (80MHz BW) Frequency / Channel Operations

Band 1/2A		Band 2C		Band 3/4	
Ch.	Frequency (MHz)	Ch.	Frequency (MHz)	Ch.	Frequency (MHz)
50	5250	114	5570	163	5815

Table 2-4. 802.11ac / 802.11ax (160MHz BW) Frequency / Channel Operations

FCC ID: A3LSMS916U			MEASUREMENT REPORT (CERTIFICATION)	Approved by: Technical Manager
Test Report S/N: 1M2209010097-14.A3L	Test Dates: 09/02/2022-11/08/2022	EUT Type: Portable Handset	Page 5 of 236	

Notes:

- 5GHz NII operation is possible in 20MHz, and 40MHz, and 80MHz channel bandwidths. The maximum achievable duty cycles for all modes were determined based on measurements performed on a spectrum analyzer in zero-span mode with RBW = 8MHz, VBW = 50MHz, and detector = peak per the guidance of Section B)2)b) of ANSI C63.10-2013 and KDB 789033 D02 v02r01. The RBW and VBW were both greater than 50/T, where T is the minimum transmission duration, and the number of sweep points across T was greater than 100. The duty cycles are as follows:

Mode	Antenna	Bandwidth	Tone	Duty Cycle
		[MHz]		
802.11ax NII RU	MIMO	20	26T	99.3
			52T	99.3
			106T	99.3
			242T	99.3
802.11ax NII RU	MIMO	40	26T	99.4
			52T	99.3
			106T	99.3
			242T	99.3
802.11ax NII RU	MIMO	80	26T	99.3
			52T	99.4
			106T	99.3
			242T	99.3
			484T	99.3
802.11ax NII RU	MIMO	160 1st	26T	99.3
			52T	99.3
			106T	99.3
			242T	99.3
			484T	99.3
802.11ax NII RU	MIMO	160 2nd	26T	99.3
			52T	99.3
			106T	99.3
			242T	99.3
			484T	99.2
802.11ax NII RU	MIMO	160	996T	99.3
			996T	99.3
			996T	99.3
			996T	99.3
			996T	99.3
802.11ax NII RU	MIMO	160	996T X 2	99.7

Table 2-5. Measured Duty Cycles

FCC ID: A3LSMS916U		MEASUREMENT REPORT (CERTIFICATION)		Approved by: Technical Manager
Test Report S/N: 1M2209010097-14.A3L	Test Dates: 09/02/2022-11/08/2022	EUT Type: Portable Handset		Page 6 of 236

2. The device employs MIMO technology. Below are the possible configurations.

WiFi Configurations		SISO		SDM		MIMO	
		ANT1	ANT2	ANT1	ANT2	ANT1	ANT2
5GHz	11ax (20MHz)	✗	✗	✓	✓	✓	✓
	11ax (40MHz)	✗	✗	✓	✓	✓	✓
	11ax (80MHz)	✗	✗	✓	✓	✓	✓
	11ax (160MHz)	✗	✗	✓	✓	✓	✓

Table 2-6. Frequency / Channel Operations

✓ = Support ; ✗ = NOT Support

SISO = Single Input Single Output

SDM = Spatial Diversity Multiplexing – MIMO function

3. This device supports simultaneous transmission operation, which allows for two SISO channels to operate independent of one another in the 2.4GHz (WLAN & BT) and 5GHz bands simultaneously on each antenna. The following tables show the worst case configurations determined during testing. The data for these configurations is contained in this test report. The BT + 5GHz case is not considered as worst case since the BT power is lower than the 2.4GHz WLAN power.

Configuration 1: MIMO transmitting in 2.4GHz mode and MIMO in 5GHz mode

Description	2.4 GHz Emission	5 GHz Emission
Antenna	1, 2	1, 2
Channel	11	120
Operating Frequency (MHz)	2462	5600
Data Rate (Mbps)	1Mbps	6Mbps
Mode	802.11b	802.11a

Table 2-7. Config-1 (MIMO 2.4GHz & MIMO 5GHz)

Configuration 2: MIMO transmitting in 2.4GHz mode and MIMO in 6GHz mode

Description	2.4 GHz Emission	6 GHz Emission
Antenna	1, 2	1, 2
Channel	6	25
Operating Frequency (MHz)	2437	6075
Data Rate (Mbps)	1Mbps	6Mbps
Mode	802.11b	802.11a

Table 2-8. Config-2 (MIMO 2.4GHz & MIMO 6GHz)

FCC ID: A3LSMS916U	 MEASUREMENT REPORT (CERTIFICATION)		Approved by: Technical Manager
Test Report S/N: 1M2209010097-14.A3L	Test Dates: 09/02/2022-11/08/2022	EUT Type: Portable Handset	Page 7 of 236

2.3 Antenna Description

Following antenna was used for the testing.

Frequency [GHz]	Antenna 1 Gain (dBi)	Antenna 2 Gain (dBi)	Directional Ant. Gain (dBi)
5.20	-2.86	-5.40	-1.03
5.30	-1.81	-5.08	-0.41
5.60	-0.99	-4.21	0.56
5.75	-1.28	-5.31	-0.05
5.85	-1.26	-5.01	0.08

Table 2-9. Antenna Peak Gain

2.4 Test Configuration

The EUT was tested per the guidance of KDB 789033 D02 v02r01. ANSI C63.10-2013 was used to reference the appropriate EUT setup for radiated spurious emissions testing.

This device supports wireless charging capability and, thus, is subject to the test requirements of KDB 648474 D03 v01r04. Additional radiated spurious emission measurements were performed with the EUT lying flat on an authorized wireless charging pad (WCP) Model: EP-NG930 while operating under normal conditions in a simulated call or data transmission configuration. The worst case radiated emissions data is shown in this report.

2.5 Software and Firmware

The test was conducted with software/firmware version 916USQU0AVJS installed on the EUT.

2.6 EMI Suppression Device(s)/Modifications

No EMI suppression device(s) were added and/or no modifications were made during testing.

FCC ID: A3LSMS916U		MEASUREMENT REPORT (CERTIFICATION)	Approved by: Technical Manager
Test Report S/N: 1M2209010097-14.A3L	Test Dates: 09/02/2022-11/08/2022	EUT Type: Portable Handset	Page 8 of 236

3.0 DESCRIPTION OF TESTS

3.1 Evaluation Procedure

The measurement procedures described in the American National Standard of Procedures for Compliance Testing of Unlicensed Wireless Devices (ANSI C63.10-2013) and the guidance provided in KDB 789033 D02 v02r01 and KDB 291074 D02 v01 were used in the measurement of the EUT.

Deviation from measurement procedure.....None

3.2 Radiated Emissions

The radiated test facilities consisted of an indoor 3 meter semi-anechoic chamber used for final measurements and exploratory measurements, when necessary. The measurement area is contained within the semi-anechoic chamber which is shielded from any ambient interference. The test site inside the chamber is a 6m x 5.2m elliptical, obstruction-free area in accordance with Figure 5.7 of Clause 5 in ANSI C63.4-2014. Absorbers are arranged on the floor between the turn table and the antenna mast in such a way so as to maximize the reduction of reflections for measurements above 1GHz. An 80cm tall test table made of Styrodur is placed on top of the turn table. For measurements above 1GHz, an additional Styrodur pedestal is placed on top of the test table to bring the total table height to 1.5m.

For all measurements, the spectrum was scanned through all EUT azimuths and from 1 to 4 meter receive antenna height using a broadband antenna from 30MHz up to the upper frequency shown in 15.33 depending on the highest frequency generated or used in the device or on which the device operates or tunes. For frequencies above 1GHz, linearly polarized double ridge horn antennas were used. For frequencies below 30MHz, a calibrated loop antenna was used. When exploratory measurements were necessary, they were performed at 1 meter test distance inside the semi-anechoic chamber using broadband antennas, broadband amplifiers, and spectrum analyzers to determine the frequencies and modes producing the maximum emissions. Sufficient time for the EUT, support equipment, and test equipment was allowed in order for them to warm up to their normal operating condition. The test set-up was placed on top of the 1 x 1.5 meter table. The EUT, support equipment, and interconnecting cables were arranged and manipulated to maximize each emission. Appropriate precaution was taken to ensure that all emissions from the EUT were maximized and investigated. The system configuration, mode of operation, turntable azimuth, and receive antenna height was noted for each frequency found.

Final measurements were made in the semi-anechoic chamber using calibrated, linearly polarized broadband and horn antennas. The test setup was configured to the setup that produced the worst case emissions. The spectrum analyzer was set to investigate all frequencies required for testing to compare the highest radiated disturbances with respect to the specified limits. The turntable containing the EUT was rotated through 360 degrees and the height of the receive antenna was varied 1 to 4 meters and stopped at the azimuth and height producing the maximum emission. Each emission was maximized by changing the orientation of the EUT through three orthogonal planes and changing the polarity of the receive antenna, whichever produced the worst-case emissions.

All radiated measurements are performed in a chamber that meets the site requirements per ANSI C63.4-2014. Additionally, radiated emissions below 30MHz are also validated on an Open Area Test Site to assert correlation with the chamber measurements per the requirements of KDB 474788 D01 v01r01.

3.3 Environmental Conditions

The temperature is controlled within range of 15°C to 35°C. The relative humidity is controlled within range of 10% to 75%. The atmospheric pressure is monitored within the range 86-106kPa (860-1060mbar).

FCC ID: A3LSMS916U	 MEASUREMENT REPORT (CERTIFICATION)		Approved by: Technical Manager
Test Report S/N: 1M2209010097-14.A3L	Test Dates: 09/02/2022-11/08/2022	EUT Type: Portable Handset	Page 9 of 236

4.0 ANTENNA REQUIREMENTS

Excerpt from §15.203 of the FCC Rules/Regulations:

“An intentional radiator antenna shall be designed to ensure that no antenna other than that furnished by the responsible party can be used with the device. The use of a permanently attached antenna or of an antenna that uses a unique coupling to the intentional radiator shall be considered sufficient to comply with the provisions of this section.”

- The antennas of the EUT are **permanently attached**.
- There are no provisions for connection to an external antenna.

Conclusion:

The EUT complies with the requirement of §15.203.

FCC ID: A3LSMS916U	 MEASUREMENT REPORT (CERTIFICATION)		Approved by: Technical Manager
Test Report S/N: 1M2209010097-14.A3L	Test Dates: 09/02/2022-11/08/2022	EUT Type: Portable Handset	Page 10 of 236

5.0 MEASUREMENT UNCERTAINTY

The measurement uncertainties shown below were calculated in accordance with the requirements of ANSI C63.10-2013. All measurement uncertainty values are shown with a coverage factor of $k = 2$ to indicate a 95% level of confidence. The measurement uncertainty shown below meets or exceeds the U_{CISPR} measurement uncertainty values specified in CISPR 16-4-2 and, thus, can be compared directly to specified limits to determine compliance.

Contribution	Expanded Uncertainty (\pm dB)
Conducted Bench Top Measurements	1.13
Line Conducted Disturbance	3.09
Radiated Disturbance (<1GHz)	4.98
Radiated Disturbance (>1GHz)	5.07
Radiated Disturbance (>18GHz)	5.09

FCC ID: A3LSMS916U		MEASUREMENT REPORT (CERTIFICATION)	Approved by: Technical Manager
Test Report S/N: 1M2209010097-14.A3L	Test Dates: 09/02/2022-11/08/2022	EUT Type: Portable Handset	Page 11 of 236

V 9.0 02/01/2019

6.0 TEST EQUIPMENT CALIBRATION DATA

Test Equipment Calibration is traceable to the National Institute of Standards and Technology (NIST). Measurements antennas used during testing were calibrated in accordance to the requirements of ANSI C63.5-2017.

Manufacturer	Model	Description	Cal Date	Cal Interval	Cal Due	Serial Number
-	WL25-1	Conducted Cable Set (25GHz)	7/29/2022	Annual	7/29/2023	WL25-1
-	WL25-2	Conducted Cable Set (25GHz)	7/29/2022	Annual	7/29/2023	WL25-2
-	WL25-3	Conducted Cable Set (25GHz)	7/29/2022	Annual	7/29/2023	WL25-3
Agilent	N9038A	MXE EMI Receiver	1/21/2022	Annual	1/21/2023	MY51210133
Agilent	N9020A	MXA Signal Analyzer	3/15/2022	Annual	3/15/2023	US46470561
Agilent	N9030A	PXA Signal Analyzer (44GHz)	8/18/2022	Annual	8/18/2023	MY49430494
Com-Power	AL-130	9kHz - 30MHz Loop Antenna	1/19/2022	Biennial	1/19/2024	121034
Emco	3115	Horn Antenna (1-18GHz)	8/8/2022	Biennial	8/8/2024	9704-5182
Emco	3116	Horn Antenna (18 - 40GHz)	7/20/2021	Biennial	7/202023	9203-2178
ETS-Lindgren	3816/2NM	Line Impedance Stabilization Network	8/11/2022	Biennial	8/11/2024	114451
Pasternack	NMLC-2	Line Conducted Emissions Cable (NM)	12/19/2021	Annual	12/19/2022	NMLC-2
Rohde & Schwarz	ESU26	EMI Test Receiver (26.5GHz)	8/29/2022	Annual	8/29/2023	100342
Rohde & Schwarz	ESU40	EMI Test Receiver (40GHz)	8/25/2022	Annual	8/25/2023	100348
Solar Electronics	8012-50-R-24-BNC	Line Impedance Stabilization Network	9/21/2021	Biennial	9/21/2023	310233
Sunol	DRH-118	Horn Antenna (1-18GHz)	1/14/2022	Biennial	1/14/2024	A050307

Table 6-1. Annual Test Equipment Calibration Schedule

Note:

For equipment listed above that has a calibration date or calibration due date that falls within the test date range, care was taken to ensure that this equipment was used after the calibration date and before the calibration due date.

FCC ID: A3LSMS916U	 MEASUREMENT REPORT (CERTIFICATION)		Approved by: Technical Manager
Test Report S/N: 1M2209010097-14.A3L	Test Dates: 09/02/2022-11/08/2022	EUT Type: Portable Handset	Page 12 of 236

7.0 TEST RESULTS

7.1 Summary

Company Name: Samsung Electronics Co., Ltd.
 FCC ID: A3LSMS916U
 FCC Classification: Unlicensed National Information Infrastructure (UNII)

FCC Part Section(s)	RSS Section(s)	Test Description	Test Limit	Test Condition	Test Result	Reference
N/A	RSS-Gen [6.7]	26dB Bandwidth	N/A	CONDUCTED	PASS	Section 7.2
15.407(e)	RSS-Gen [6.7]	6dB Bandwidth	>500kHz(5725-5850MHz)		PASS	Section 7.3
15.407 (a.1.iv), (a.2), (a.3)	RSS-247 [6.2]	Maximum Conducted Output Power	Maximum conducted powers must meet the limits detailed in 15.407 (a) (RSS-247 [6.2])		PASS	Section 7.4
15.407 (a.1.iv), (a.2), (a.3)	RSS-247 [6.2]	Maximum Power Spectral Density	Maximum power spectral density must meet the limits detailed in 15.407 (a) (RSS-247 [6.2])		PASS	Section 7.5
15.407(h)	RSS-247 [6.3]	Dynamic Frequency Selection	See DFS Test Report		PASS	See DFS Test Report
15.407(b.1), (2), (3), (4)	RSS-247 [6.2]	Undesirable Emissions	Undesirable emissions must meet the limits detailed in 15.407(b) (RSS-247 [6.2])	RADIATED	PASS	Section 7.6
15.205, 15.407(b.1), (4), (5), (6)	RSS-Gen [8.9]	General Field Strength Limits (Restricted Bands and Radiated Emission Limits)	Emissions in restricted bands must meet the radiated limits detailed in 15.209 (RSS-Gen [8.9])		PASS	Section 7.6, 7.7

Table 7-1. Summary of Test Results

FCC ID: A3LSMS916U		MEASUREMENT REPORT (CERTIFICATION)		Approved by: Technical Manager
Test Report S/N: 1M2209010097-14.A3L	Test Dates: 09/02/2022-11/08/2022	EUT Type: Portable Handset		Page 13 of 236

Notes:

- 1) All channels, modes, and modulations/data rates were investigated among all UNII bands. The test results shown in the following sections represent the worst case emissions.
- 2) The analyzer plots shown in this section were all taken with a correction table loaded into the analyzer. The correction table was used to account for the losses of the cables and attenuators used as part of the system to connect the EUT to the analyzer at all frequencies of interest.
- 3) All antenna port conducted emissions testing was performed on a test bench with the antenna port of the EUT connected to the spectrum analyzer through calibrated cables and attenuators.
- 4) For conducted spurious emissions, automated test software was used to measure emissions and capture the corresponding plots necessary to show compliance. The measurement software utilized is “UNII Automation,” Version 4.7.
- 5) For radiated band edge, automated test software was used to measure emissions and capture the corresponding plots necessary to show compliance. The measurement software utilized is “Chamber Automation,” Version 1.3.1.
- 6) 802.11ax OFDMA testing was performed for all signal tone configurations as specified by the 802.11ax standard. Worst case results are determined and reported per the guidance provided at the October 2018 TCB Workshop.
- 7) Only one RU index could be selected at a time, so no contiguous or non-contiguous RUs were considered for testing.

FCC ID: A3LSMS916U	 MEASUREMENT REPORT (CERTIFICATION)		Approved by: Technical Manager
Test Report S/N: 1M2209010097-14.A3L	Test Dates: 09/02/2022-11/08/2022	EUT Type: Portable Handset	Page 14 of 236

7.2 26dB Bandwidth Measurement – 802.11ax OFDMA

RSS-Gen [6.2]

Test Overview and Limit

The bandwidth at 26dB down from the highest in-band spectral density is measured with a spectrum analyzer connected to the antenna terminal while the EUT is operating at its maximum duty cycle, at its maximum power control level, as defined in ANSI C63.10-2013 and KDB 789033 D02 v02r01, and at the appropriate frequencies. The spectrum analyzer's bandwidth measurement function is configured to measure the 26dB bandwidth.

The 26dB bandwidth is used to determine the conducted power limits.

Test Procedure Used

ANSI C63.10-2013 – Section 12.4

KDB 789033 D02 v02r01 – Section C

Test Settings

1. The signal analyzers' automatic bandwidth measurement capability was used to perform the 26dB bandwidth measurement. The "X" dB bandwidth parameter was set to $X = 26$. The automatic bandwidth measurement function also has the capability of simultaneously measuring the 99% occupied bandwidth. The bandwidth measurement was not influenced by any intermediate power nulls in the fundamental emission.
2. RBW = approximately 1% of the emission bandwidth
3. VBW $\geq 3 \times$ RBW
4. Detector = Peak
5. Trace mode = max hold

Test Setup

The EUT and measurement equipment were set up as shown in the diagram below.



Figure 7-1. Test Instrument & Measurement Setup

Test Notes

The 26dB Bandwidth measurement for each channel was measured with the RU index showing the highest conducted power.

FCC ID: A3LSMS916U			MEASUREMENT REPORT (CERTIFICATION)	Approved by: Technical Manager
Test Report S/N: 1M2209010097-14.A3L	Test Dates: 09/02/2022-11/08/2022	EUT Type: Portable Handset	Page 15 of 236	

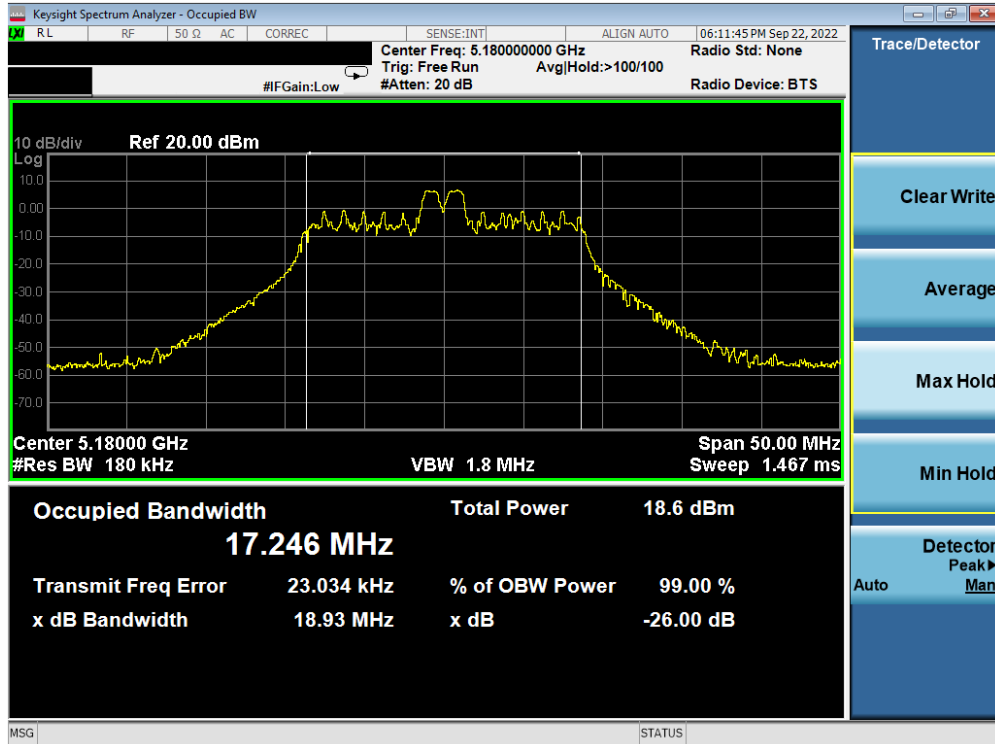
V 9.0 02/01/2019

MIMO Antenna-1 26 dB Bandwidth Measurements (26 Tones)

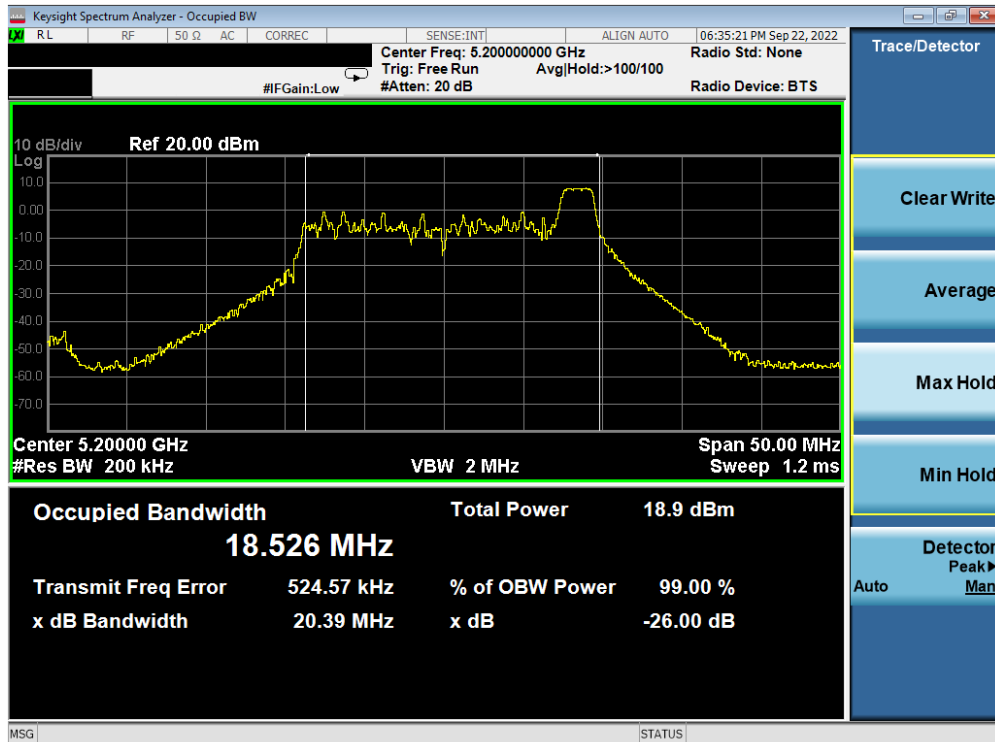
	Frequency [MHz]	Channel No.	802.11 Mode	Tones	Data Rate [Mbps]	Measured 26dB Bandwidth [MHz]
Band 1	5180	36	ax (20MHz)	26T	MCS0	18.93
	5200	40	ax (20MHz)	26T	MCS0	20.39
	5240	48	ax (20MHz)	26T	MCS0	19.00
	5190	38	ax (40MHz)	26T	MCS0	40.31
	5230	46	ax (40MHz)	26T	MCS0	38.38
	5210	42	ax (80MHz)	26T	MCS0	78.47
Band 1/2A	5250	50	ax (160MHz L)	26T	MCS0	158.80
	5250	50	ax (160MHz U)	26T	MCS0	159.10
Band 2A	5260	52	ax (20MHz)	26T	MCS0	18.77
	5280	56	ax (20MHz)	26T	MCS0	18.37
	5320	64	ax (20MHz)	26T	MCS0	20.35
	5270	54	ax (40MHz)	26T	MCS0	40.42
	5310	62	ax (40MHz)	26T	MCS0	40.05
	5290	58	ax (80MHz)	26T	MCS0	78.54
Band 2C	5500	100	ax (20MHz)	26T	MCS0	18.76
	5600	120	ax (20MHz)	26T	MCS0	18.94
	5720	144	ax (20MHz)	26T	MCS0	18.99
	5510	102	ax (40MHz)	26T	MCS0	38.15
	5590	118	ax (40MHz)	26T	MCS0	40.45
	5710	142	ax (40MHz)	26T	MCS0	40.56
	5530	106	ax (80MHz)	26T	MCS0	78.60
	5610	122	ax (80MHz)	26T	MCS0	78.32
	5690	138	ax (80MHz)	26T	MCS0	78.48
	5570	114	ax (160MHz L)	26T	MCS0	158.40
	5570	114	ax (160MHz U)	26T	MCS0	163.40

Table 7-2. Conducted Bandwidth Measurements MIMO ANT1 (26 Tones)

FCC ID: A3LSMS916U			MEASUREMENT REPORT (CERTIFICATION)	Approved by: Technical Manager
Test Report S/N: 1M2209010097-14.A3L	Test Dates: 09/02/2022-11/08/2022	EUT Type: Portable Handset		Page 16 of 236

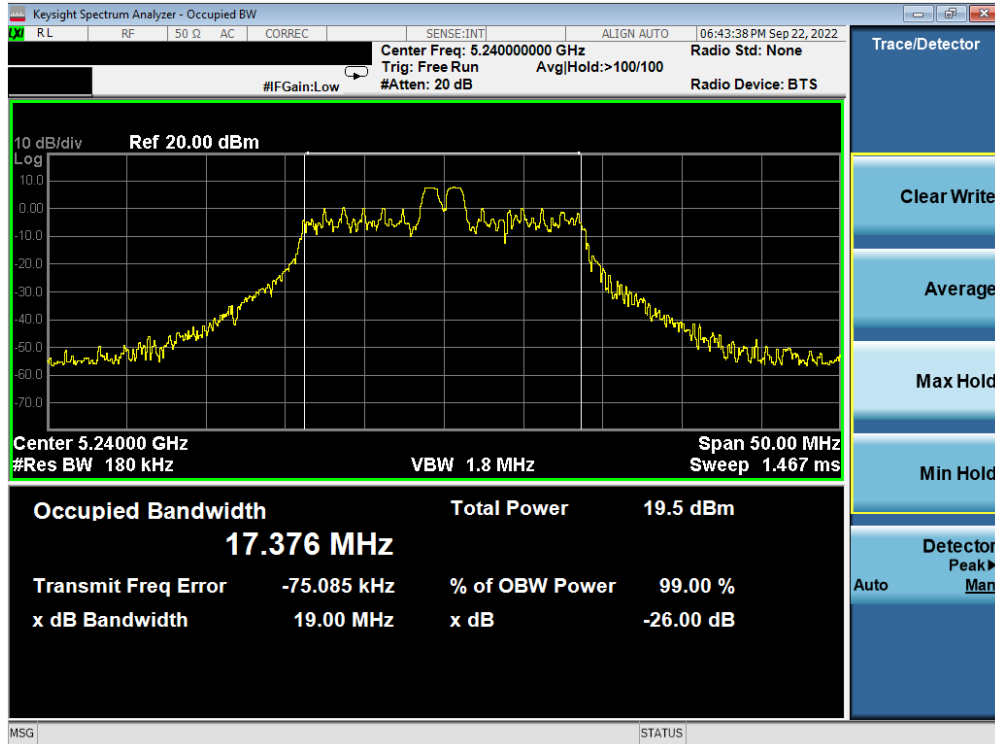


Plot 7-1. 26dB Bandwidth Plot MIMO ANT1 (20MHz BW 802.11ax – 26 Tones (UNII Band 1) – Ch. 36)

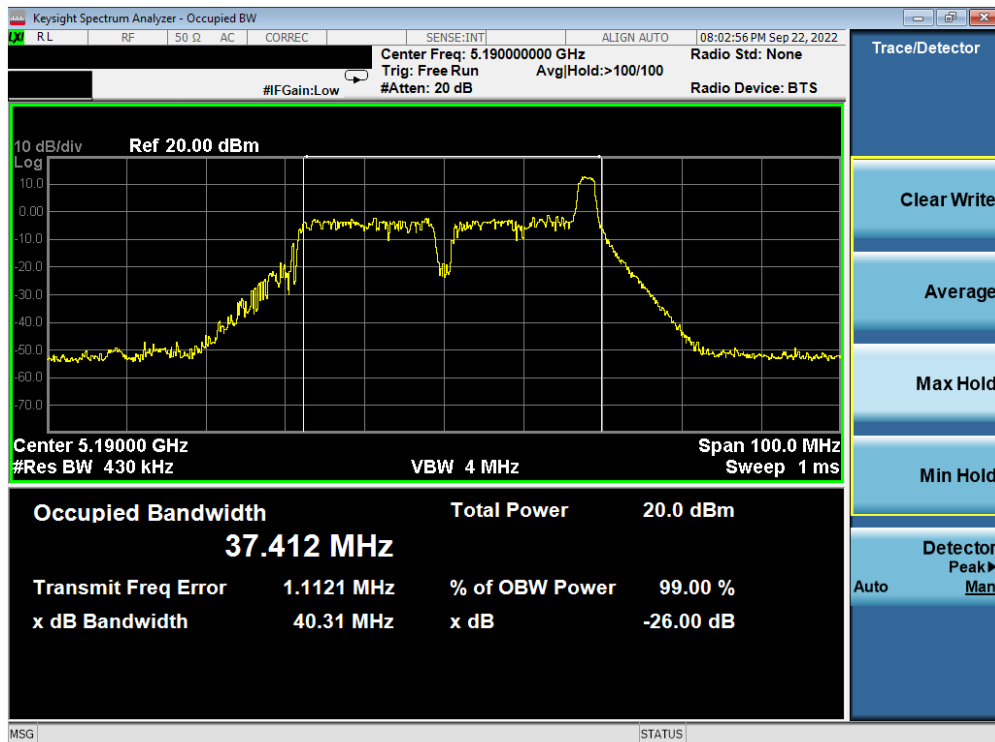


Plot 7-2. 26dB Bandwidth Plot MIMO ANT1 (20MHz BW 802.11ax – 26 Tones (UNII Band 1) – Ch. 40)

FCC ID: A3LSMS916U		MEASUREMENT REPORT (CERTIFICATION)	Approved by: Technical Manager
Test Report S/N: 1M2209010097-14.A3L	Test Dates: 09/02/2022-11/08/2022	EUT Type: Portable Handset	Page 17 of 236

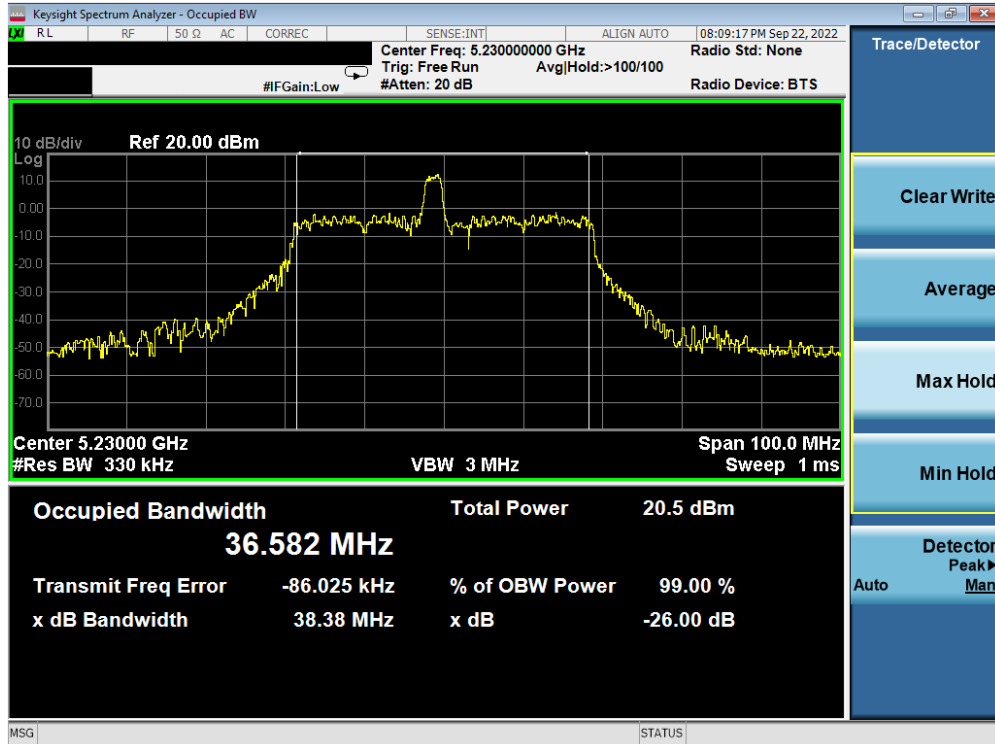


Plot 7-3. 26dB Bandwidth Plot MIMO ANT1 (20MHz BW 802.11ax – 26 Tones (UNII Band 1) – Ch. 48)

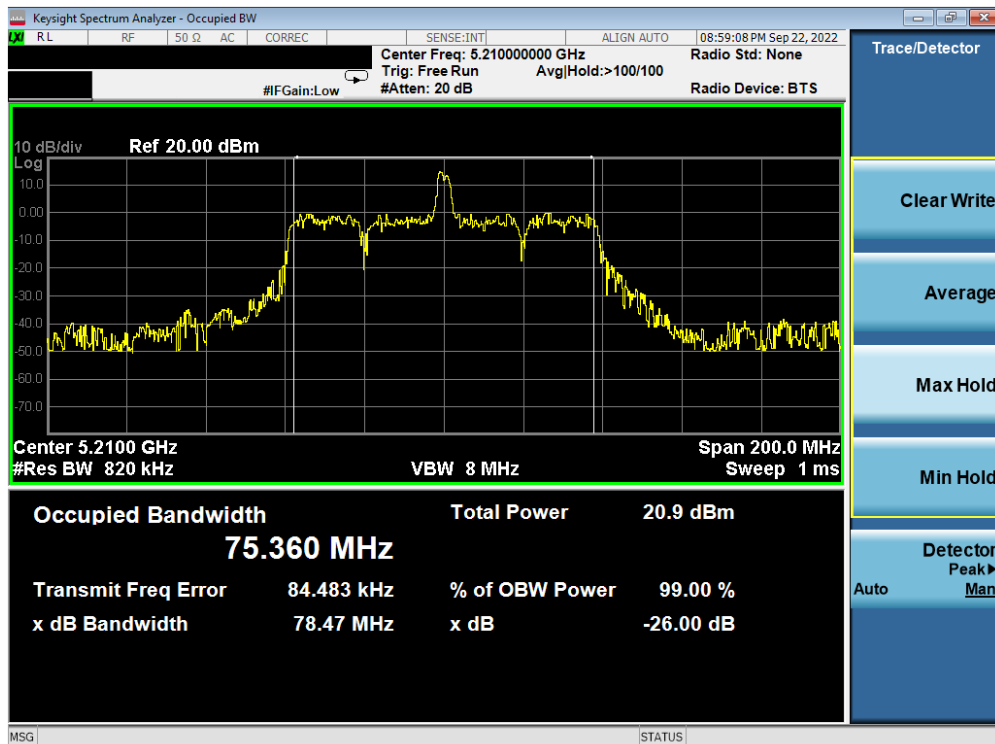


Plot 7-4. 26dB Bandwidth Plot MIMO ANT1 (40MHz BW 802.11ax – 26 Tones (UNII Band 1) – Ch. 38)

FCC ID: A3LSMS916U		MEASUREMENT REPORT (CERTIFICATION)	Approved by: Technical Manager
Test Report S/N: 1M2209010097-14.A3L	Test Dates: 09/02/2022-11/08/2022	EUT Type: Portable Handset	Page 18 of 236

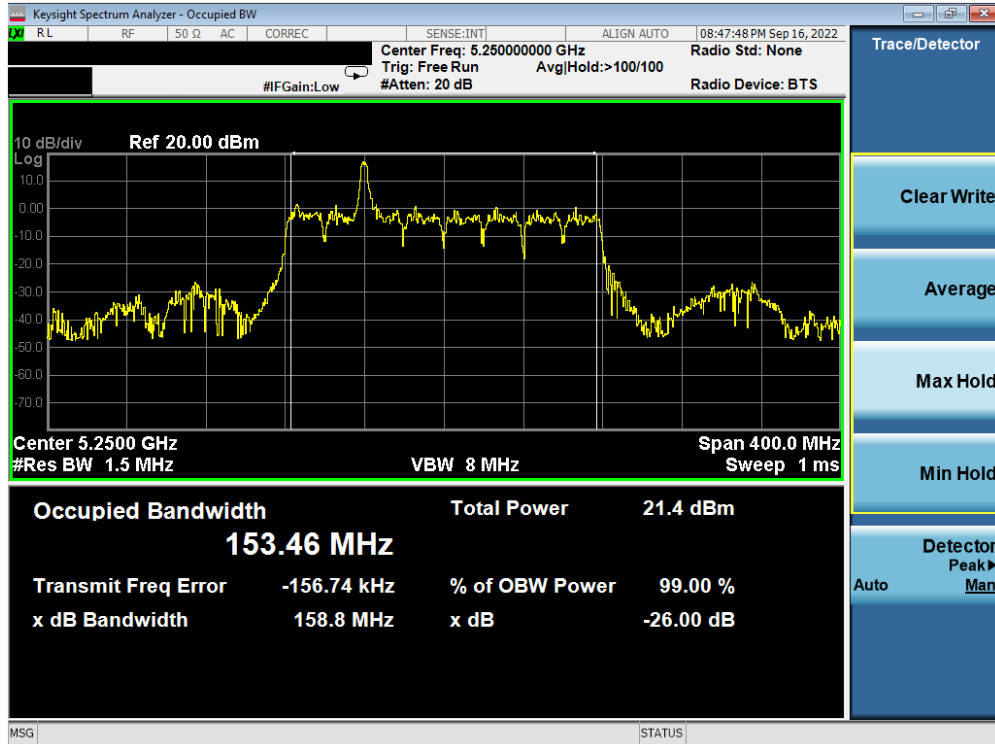


Plot 7-5. 26dB Bandwidth Plot MIMO ANT1 (40MHz BW 802.11ax – 26 Tones (UNII Band 1) – Ch. 46)

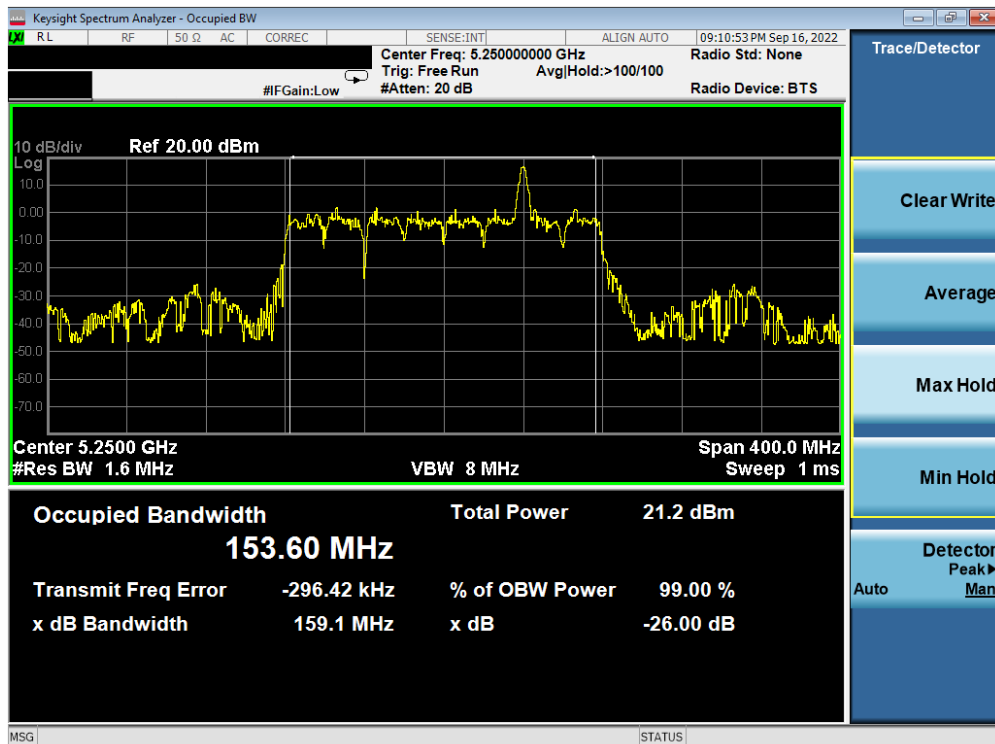


Plot 7-6. 26dB Bandwidth Plot MIMO ANT1 (80MHz BW 802.11ax – 26 Tones (UNII Band 1) – Ch. 42)

FCC ID: A3LSMS916U		MEASUREMENT REPORT (CERTIFICATION)	Approved by: Technical Manager
Test Report S/N: 1M2209010097-14.A3L	Test Dates: 09/02/2022-11/08/2022	EUT Type: Portable Handset	Page 19 of 236

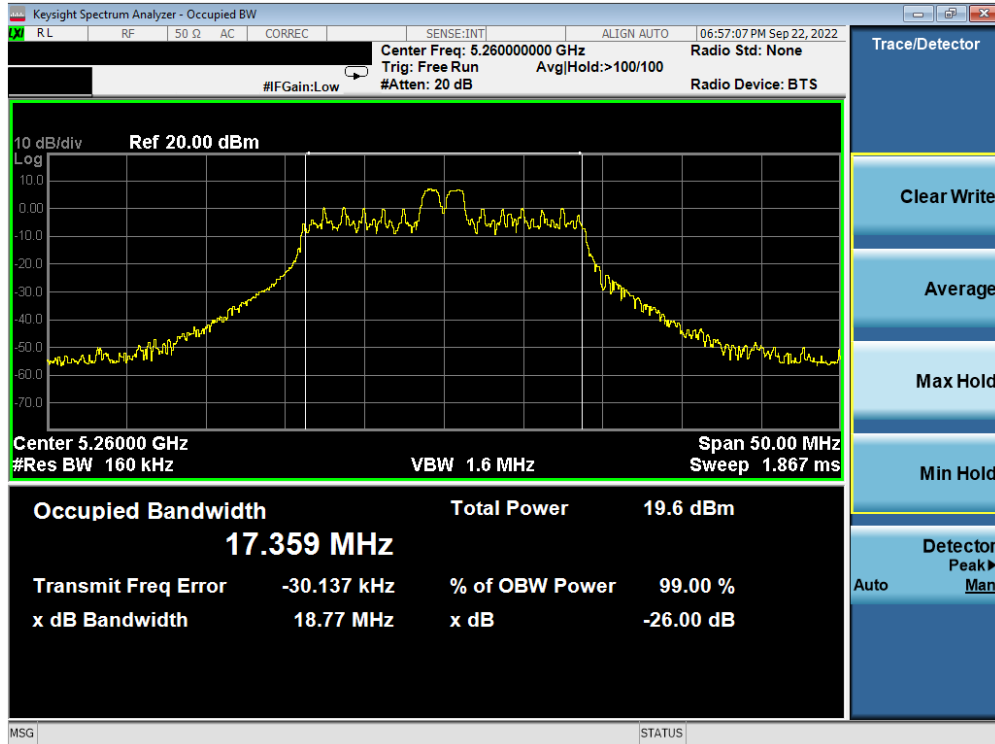


Plot 7-7. 26dB Bandwidth Plot MIMO ANT1 (160MHz L BW 802.11ax – 26 Tones (UNII Band 1/2A) – Ch. 50)

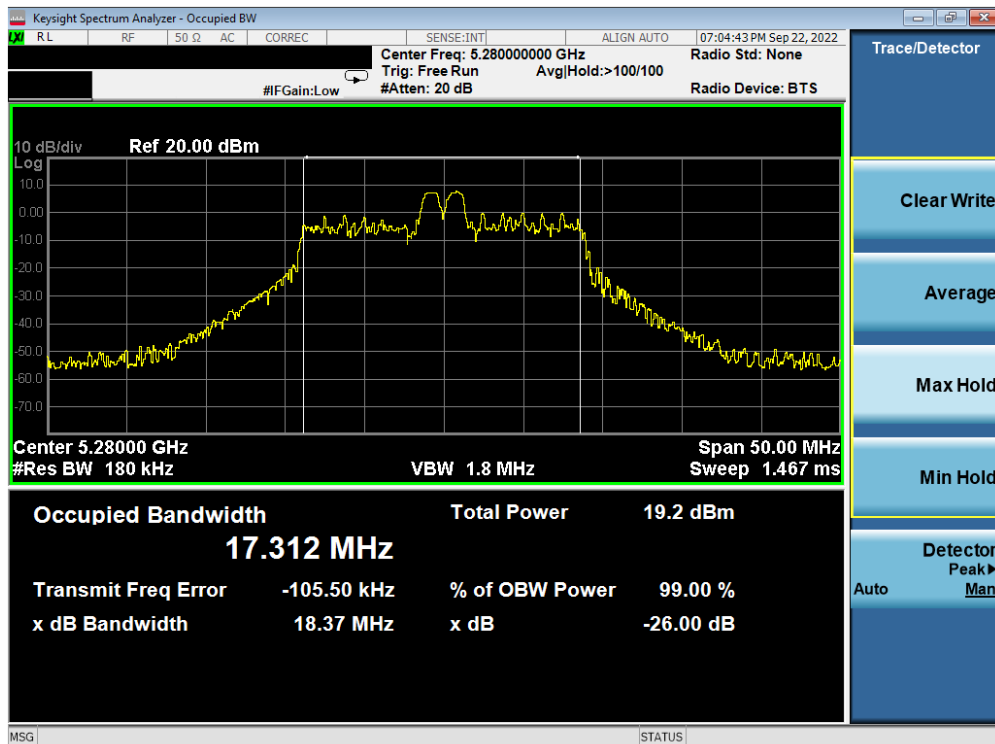


Plot 7-8. 26dB Bandwidth Plot MIMO ANT1 (160MHz U BW 802.11ax – 26 Tones (UNII Band 1/2A) – Ch. 50)

FCC ID: A3LSMS916U		MEASUREMENT REPORT (CERTIFICATION)	Approved by: Technical Manager
Test Report S/N: 1M2209010097-14.A3L	Test Dates: 09/02/2022-11/08/2022	EUT Type: Portable Handset	Page 20 of 236

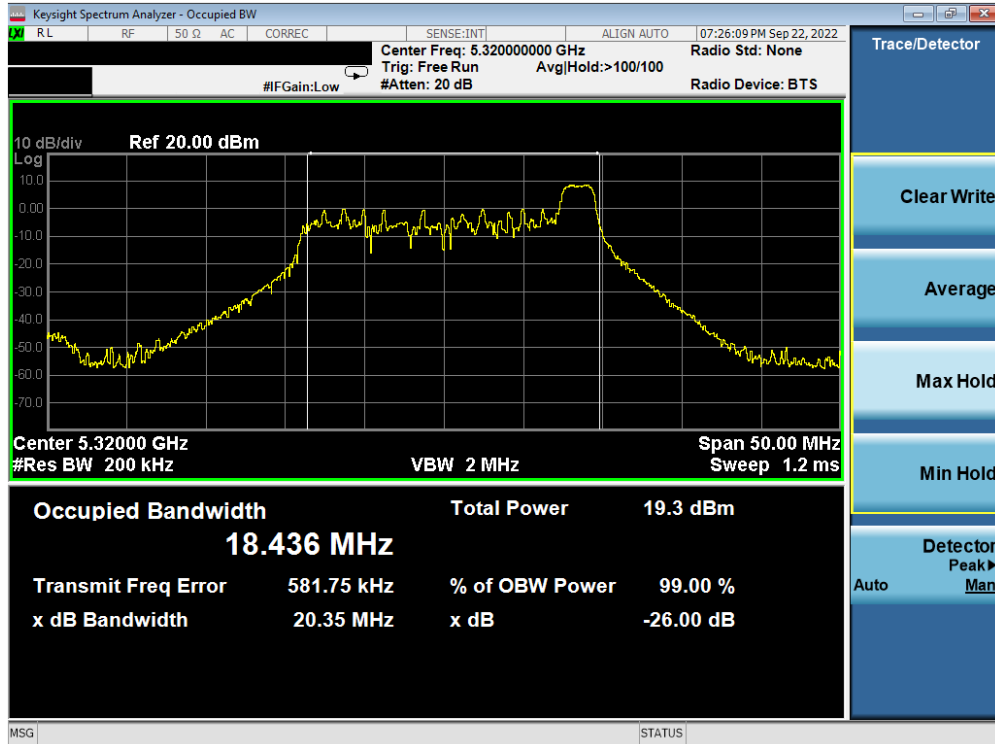


Plot 7-9. 26dB Bandwidth Plot MIMO ANT1 (20MHz BW 802.11ax – 26 Tones (UNII Band 2A) – Ch. 52)

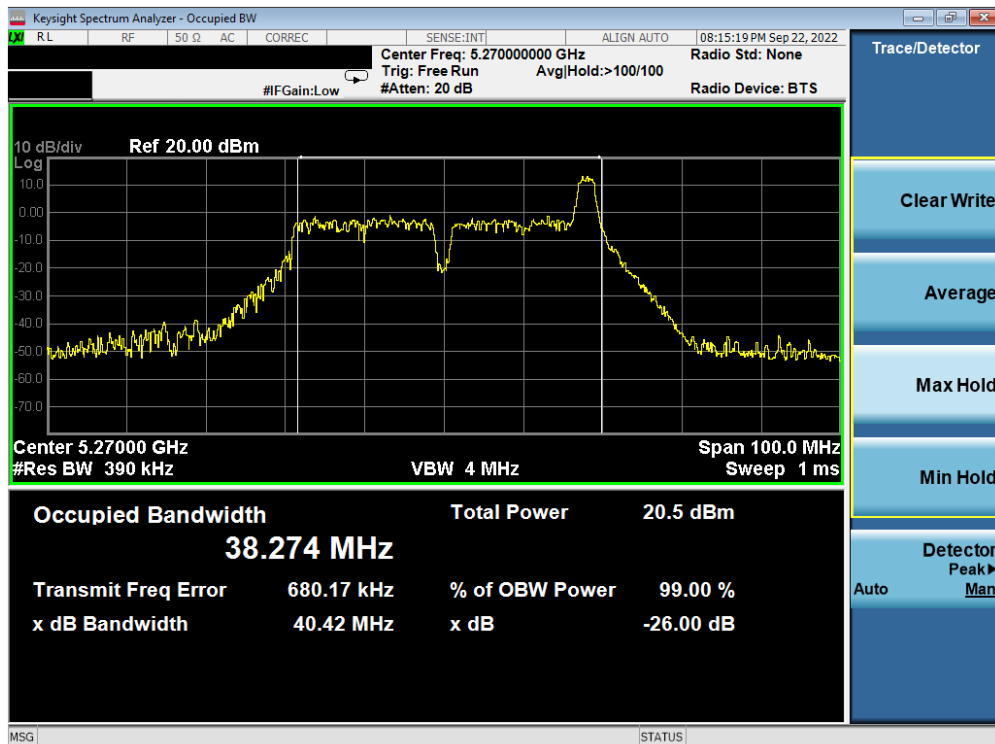


Plot 7-10. 26dB Bandwidth Plot MIMO ANT1 (20MHz BW 802.11ax – 26 Tones (UNII Band 2A) – Ch. 56)

FCC ID: A3LSMS916U		MEASUREMENT REPORT (CERTIFICATION)	Approved by: Technical Manager
Test Report S/N: 1M2209010097-14.A3L	Test Dates: 09/02/2022-11/08/2022	EUT Type: Portable Handset	Page 21 of 236

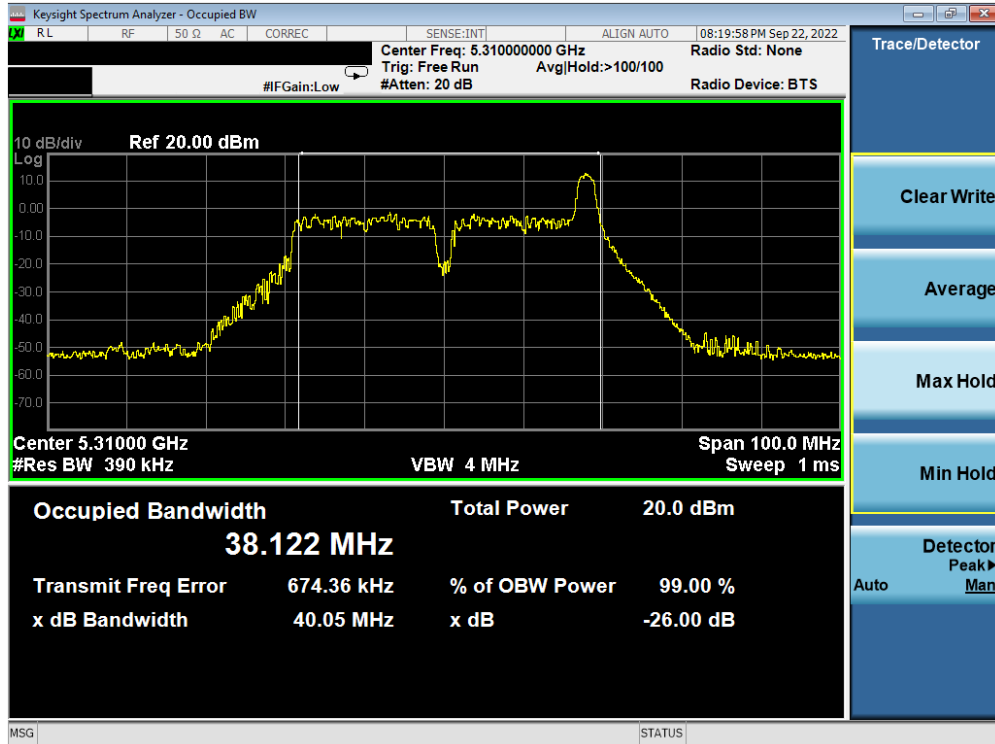


Plot 7-11. 26dB Bandwidth Plot MIMO ANT1 (20MHz BW 802.11ax – 26 Tones (UNII Band 2A) – Ch. 64)

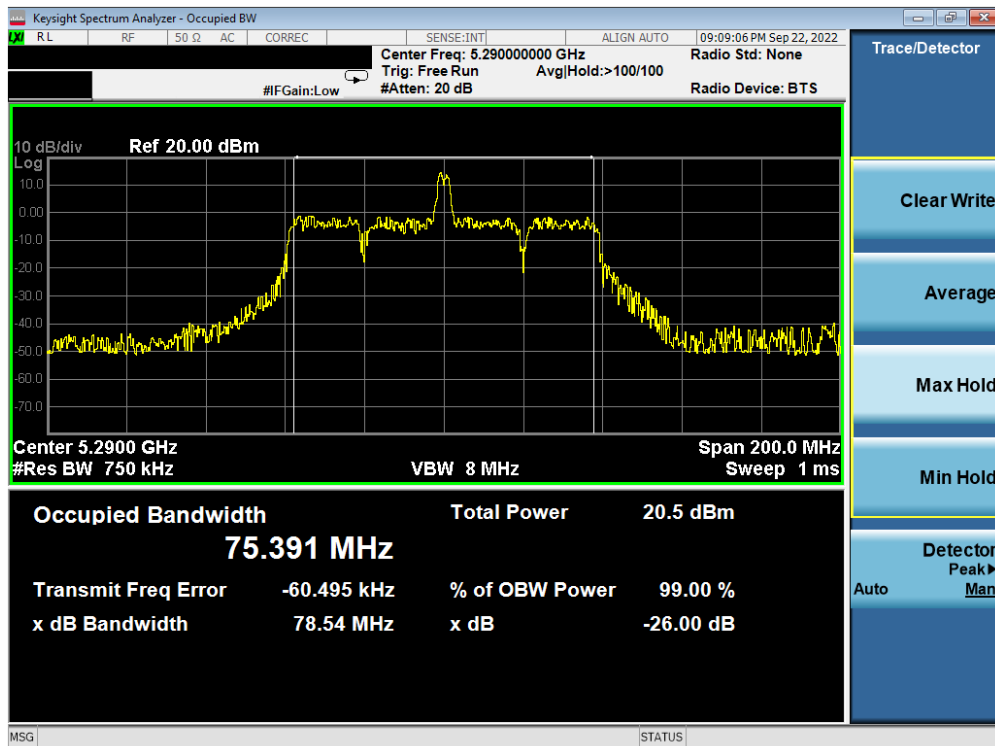


Plot 7-12. 26dB Bandwidth Plot MIMO ANT1 (40MHz BW 802.11ax – 26 Tones (UNII Band 2A) – Ch. 54)

FCC ID: A3LSMS916U		MEASUREMENT REPORT (CERTIFICATION)	Approved by: Technical Manager
Test Report S/N: 1M2209010097-14.A3L	Test Dates: 09/02/2022-11/08/2022	EUT Type: Portable Handset	Page 22 of 236

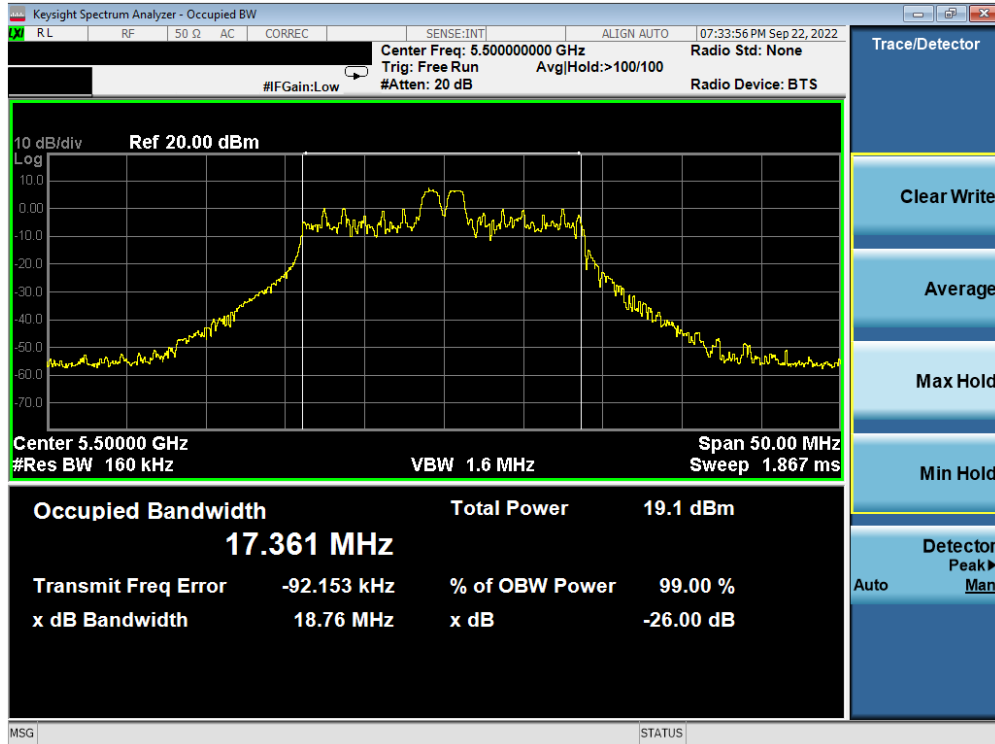


Plot 7-13. 26dB Bandwidth Plot MIMO ANT1 (40MHz BW 802.11ax – 26 Tones (UNII Band 2A) – Ch. 62)

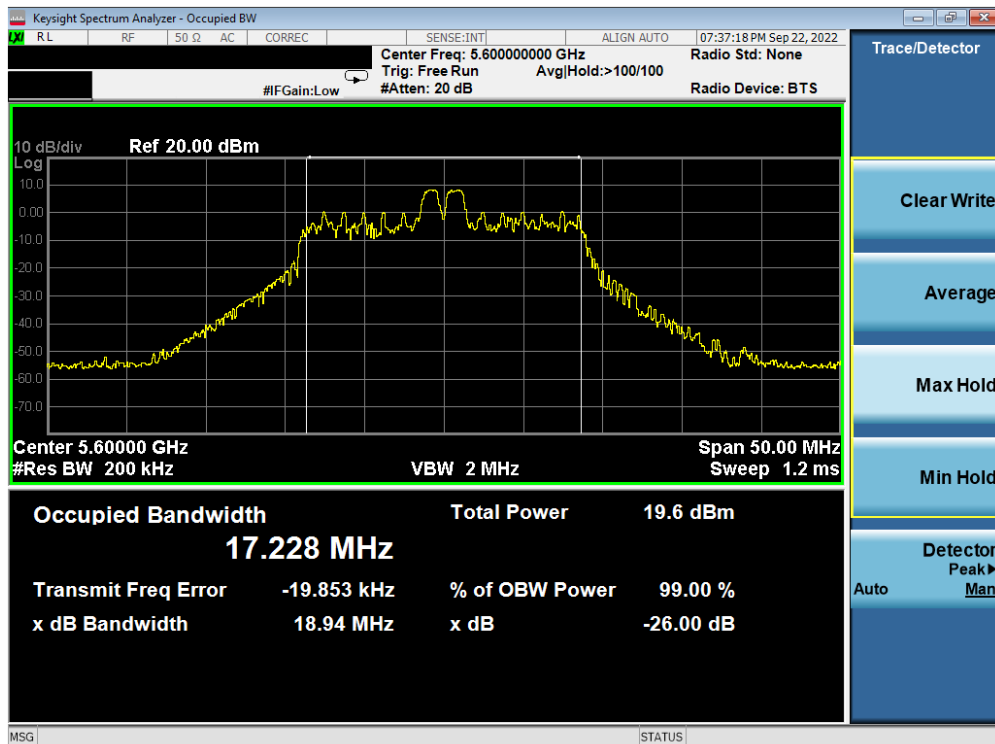


Plot 7-14. 26dB Bandwidth Plot MIMO ANT1 (80MHz BW 802.11ax – 26 Tones (UNII Band 2A) – Ch. 58)

FCC ID: A3LSMS916U		MEASUREMENT REPORT (CERTIFICATION)	Approved by: Technical Manager
Test Report S/N: 1M2209010097-14.A3L	Test Dates: 09/02/2022-11/08/2022	EUT Type: Portable Handset	Page 23 of 236

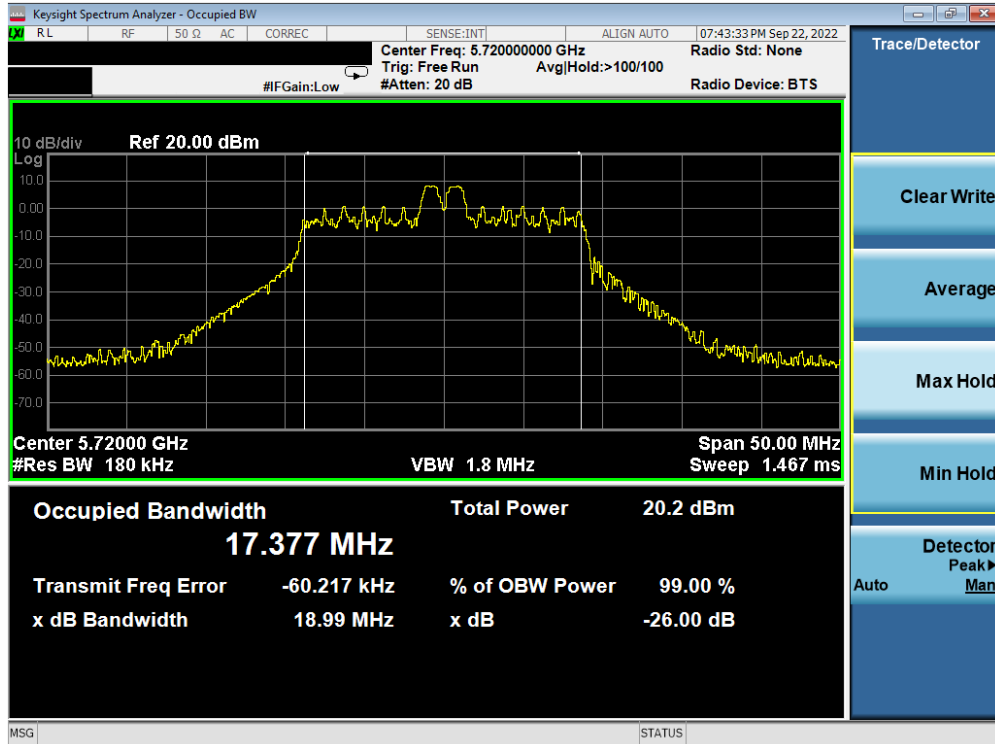


Plot 7-15. 26dB Bandwidth Plot MIMO ANT1 (20MHz BW 802.11ax – 26 Tones (UNII Band 2C) – Ch. 100)

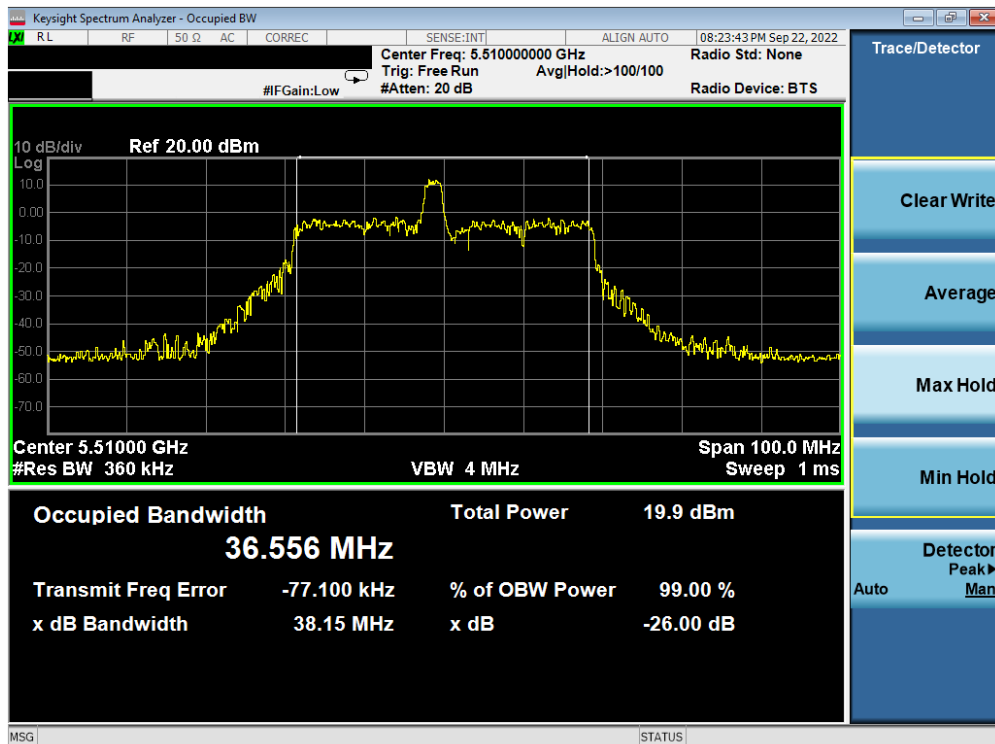


Plot 7-16. 26dB Bandwidth Plot MIMO ANT1 (20MHz BW 802.11ax – 26 Tones (UNII Band 2C) – Ch. 120)

FCC ID: A3LSMS916U		MEASUREMENT REPORT (CERTIFICATION)	Approved by: Technical Manager
Test Report S/N: 1M2209010097-14.A3L	Test Dates: 09/02/2022-11/08/2022	EUT Type: Portable Handset	Page 24 of 236

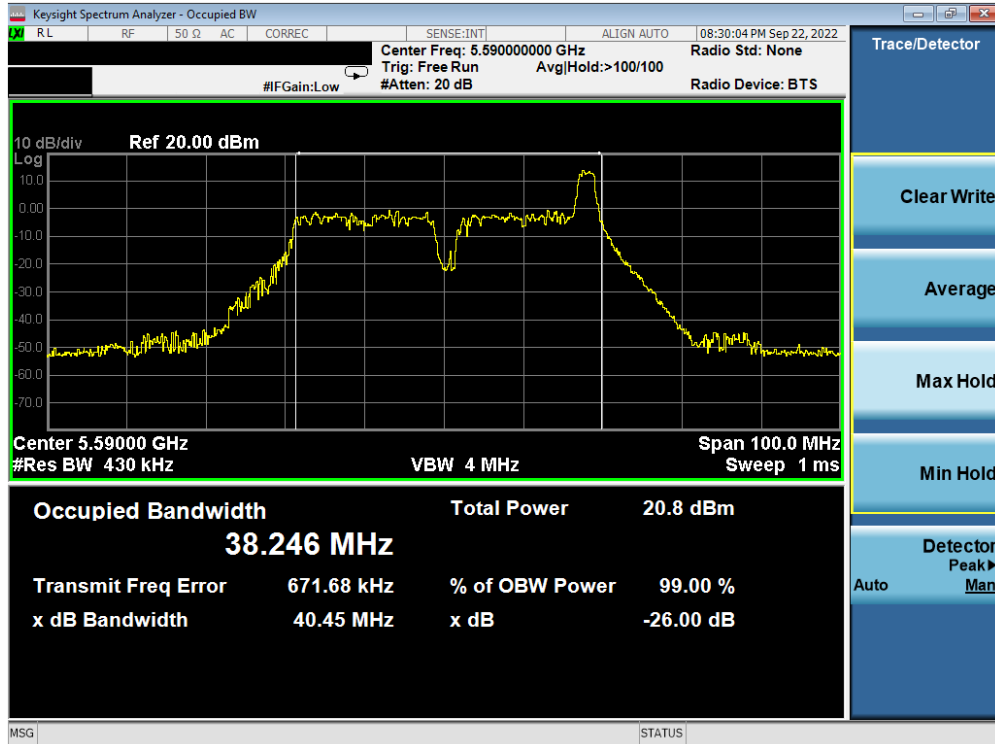


Plot 7-17. 26dB Bandwidth Plot MIMO ANT1 (20MHz BW 802.11ax – 26 Tones (UNII Band 2C) – Ch. 144)

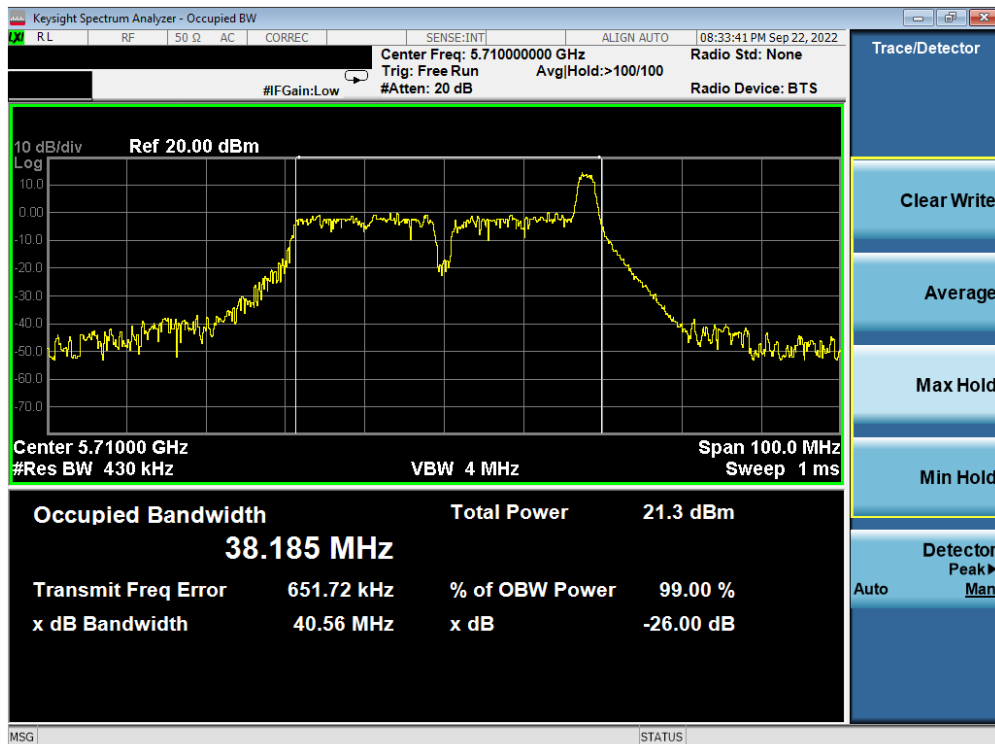


Plot 7-18. 26dB Bandwidth Plot MIMO ANT1 (40MHz BW 802.11ax – 26 Tones (UNII Band 2C) – Ch. 102)

FCC ID: A3LSMS916U	MEASUREMENT REPORT (CERTIFICATION)		Approved by: Technical Manager
Test Report S/N: 1M2209010097-14.A3L	Test Dates: 09/02/2022-11/08/2022	EUT Type: Portable Handset	Page 25 of 236

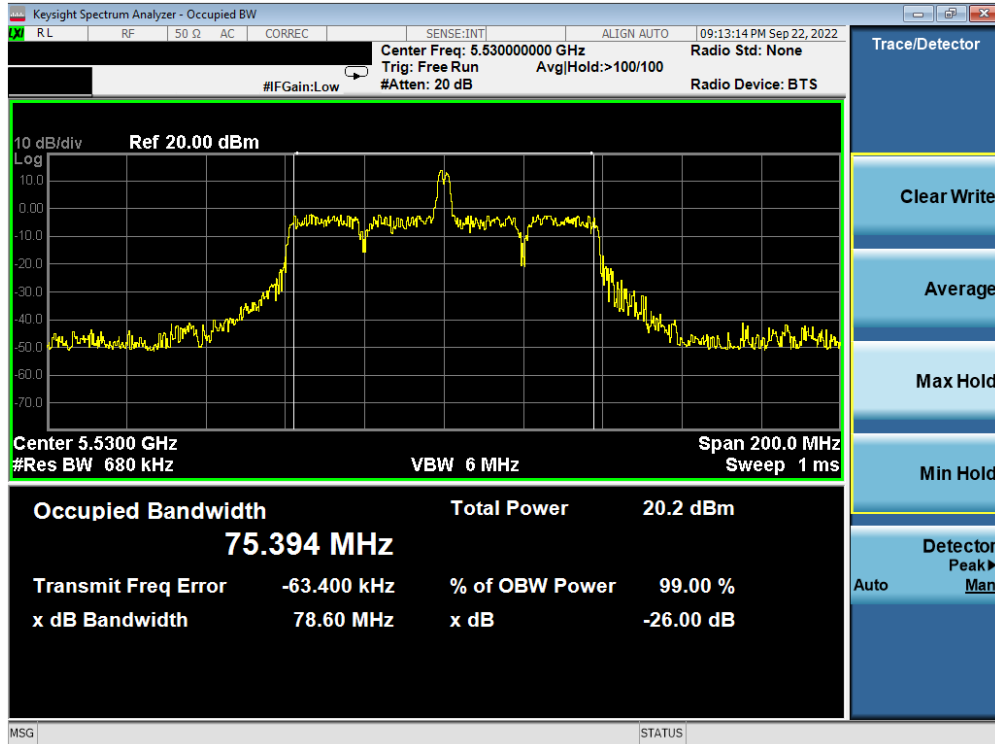


Plot 7-19. 26dB Bandwidth Plot MIMO ANT1 (40MHz BW 802.11ax – 26 Tones (UNII Band 2C) – Ch. 118)

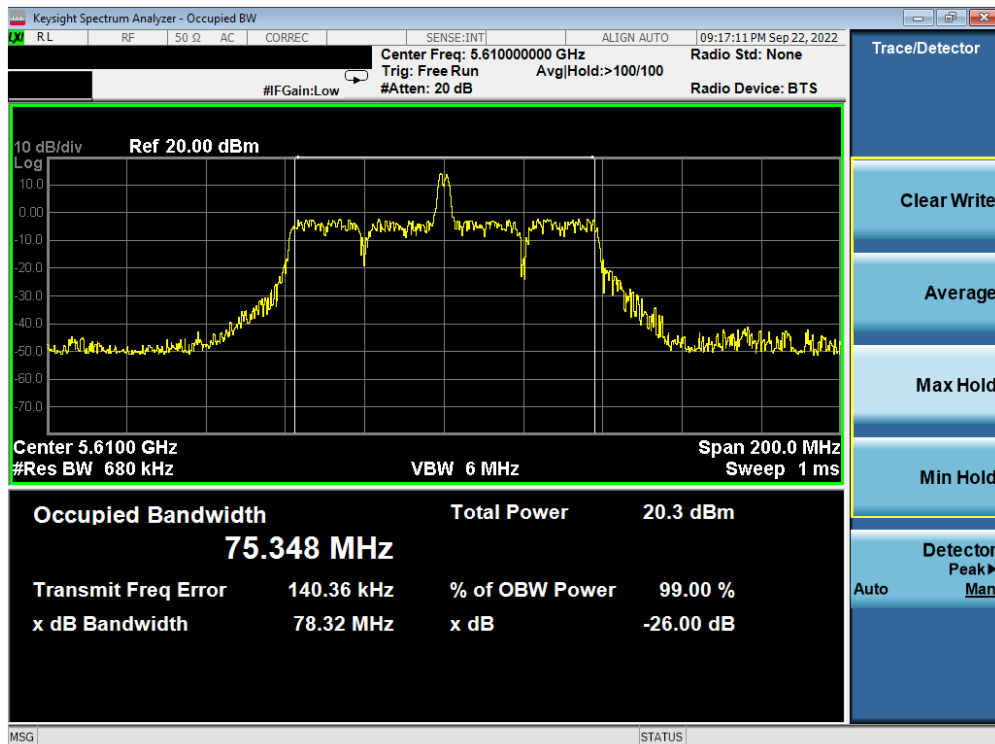


Plot 7-20. 26dB Bandwidth Plot MIMO ANT1 (40MHz BW 802.11ax – 26 Tones (UNII Band 2C) – Ch. 142)

FCC ID: A3LSMS916U		MEASUREMENT REPORT (CERTIFICATION)	Approved by: Technical Manager
Test Report S/N: 1M2209010097-14.A3L	Test Dates: 09/02/2022-11/08/2022	EUT Type: Portable Handset	Page 26 of 236

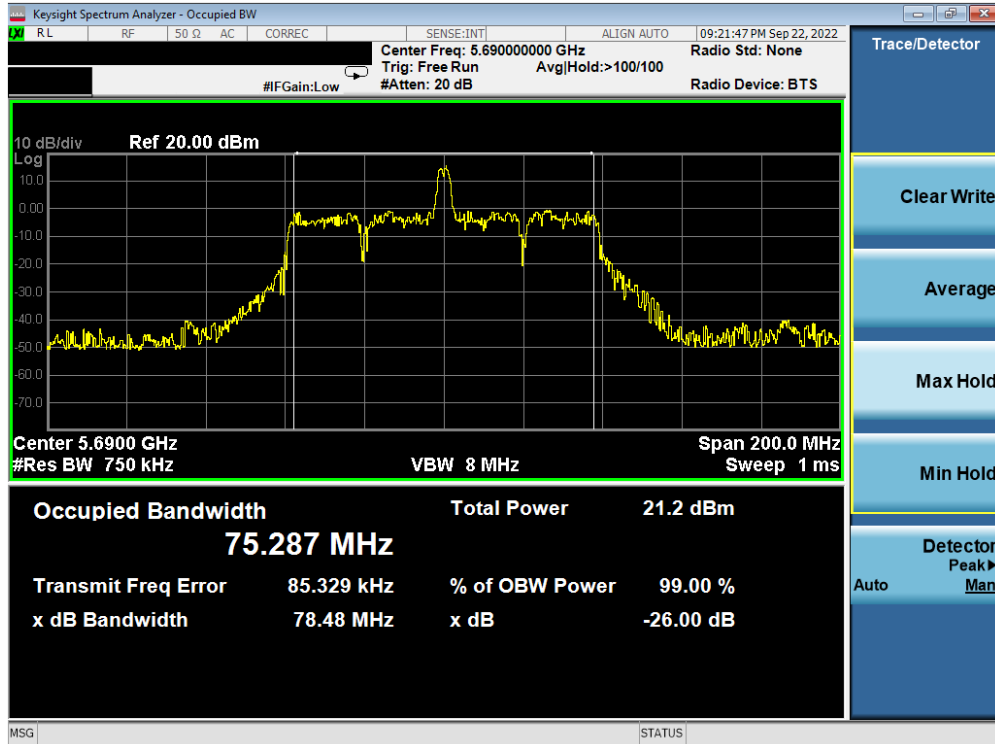


Plot 7-21. 26dB Bandwidth Plot MIMO ANT1 (80MHz BW 802.11ax – 26 Tones (UNII Band 2C) – Ch. 106)

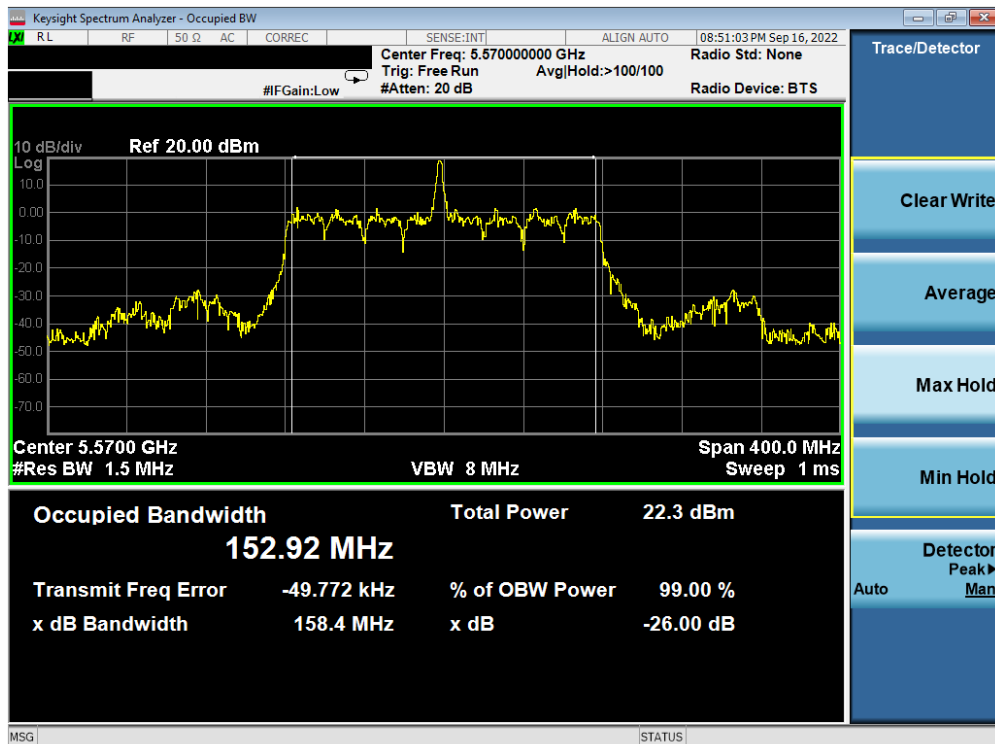


Plot 7-22. 26dB Bandwidth Plot MIMO ANT1 (80MHz BW 802.11ax – 26 Tones (UNII Band 2C) – Ch. 122)

FCC ID: A3LSMS916U		MEASUREMENT REPORT (CERTIFICATION)	Approved by: Technical Manager
Test Report S/N: 1M2209010097-14.A3L	Test Dates: 09/02/2022-11/08/2022	EUT Type: Portable Handset	Page 27 of 236

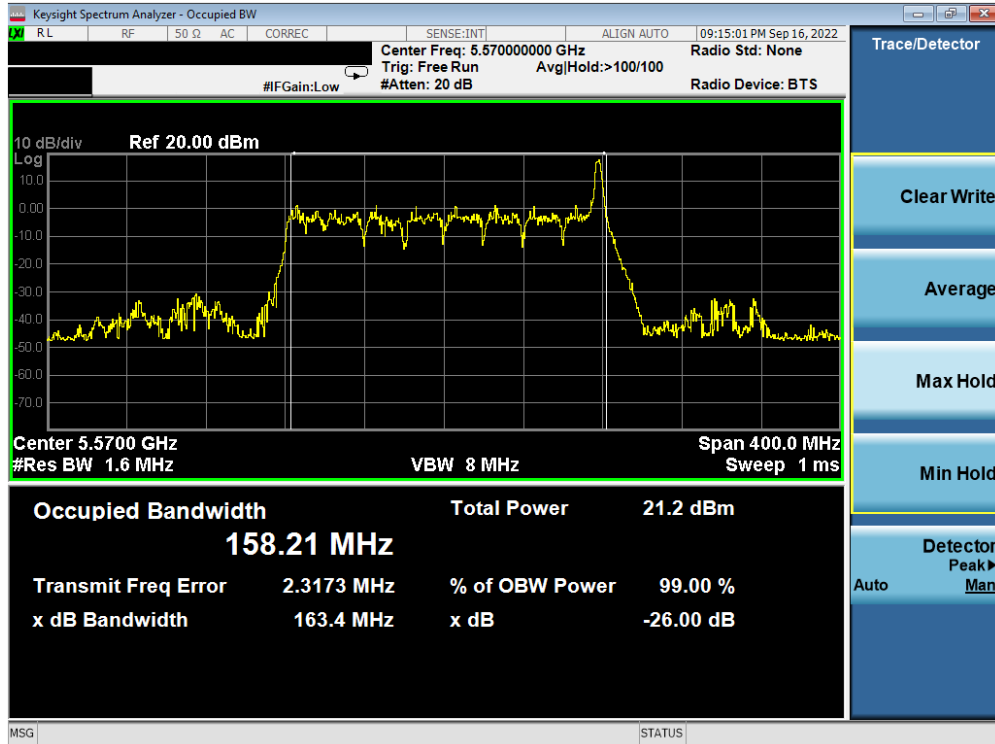


Plot 7-23. 26dB Bandwidth Plot MIMO ANT1 (80MHz BW 802.11ax – 26 Tones (UNII Band 2C) – Ch. 138)



Plot 7-24. 26dB Bandwidth Plot MIMO ANT1 (160MHz L BW 802.11ax – 26 Tones (UNII Band 2C) – Ch. 114)

FCC ID: A3LSMS916U		MEASUREMENT REPORT (CERTIFICATION)	Approved by: Technical Manager
Test Report S/N: 1M2209010097-14.A3L	Test Dates: 09/02/2022-11/08/2022	EUT Type: Portable Handset	Page 28 of 236



Plot 7-25. 26dB Bandwidth Plot MIMO ANT1 (160MHz U BW 802.11ax – 26 Tones (UNII Band 2C) – Ch. 114)

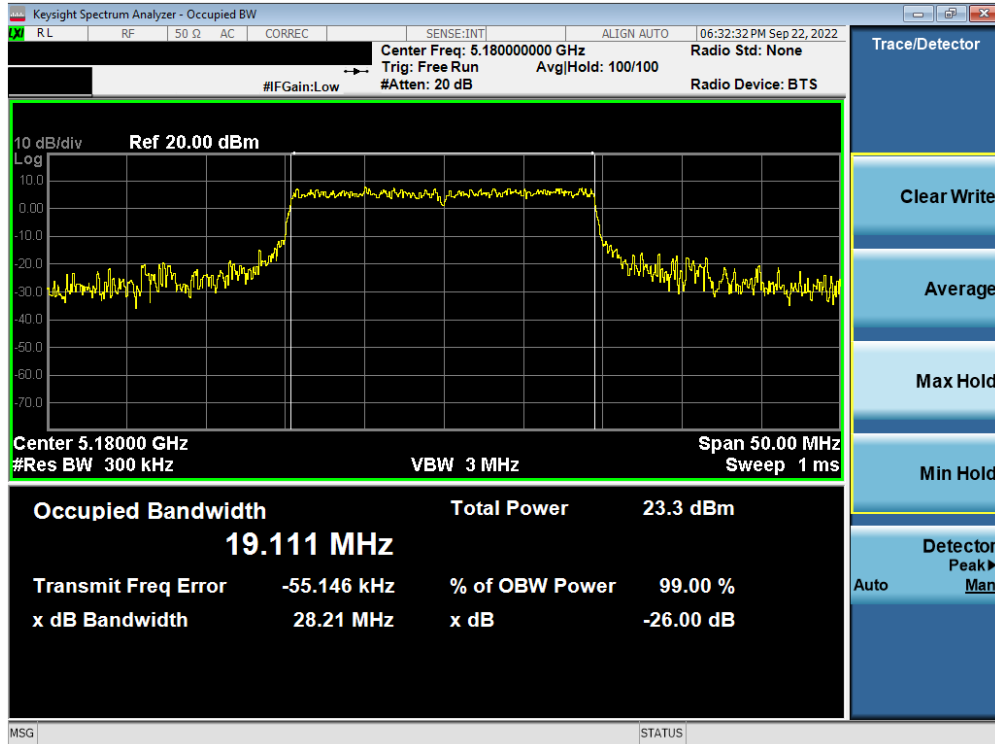
FCC ID: A3LSMS916U		MEASUREMENT REPORT (CERTIFICATION)	Approved by: Technical Manager
Test Report S/N: 1M2209010097-14.A3L	Test Dates: 09/02/2022-11/08/2022	EUT Type: Portable Handset	Page 29 of 236

MIMO Antenna-1 26 dB Bandwidth Measurements (Full Tones)

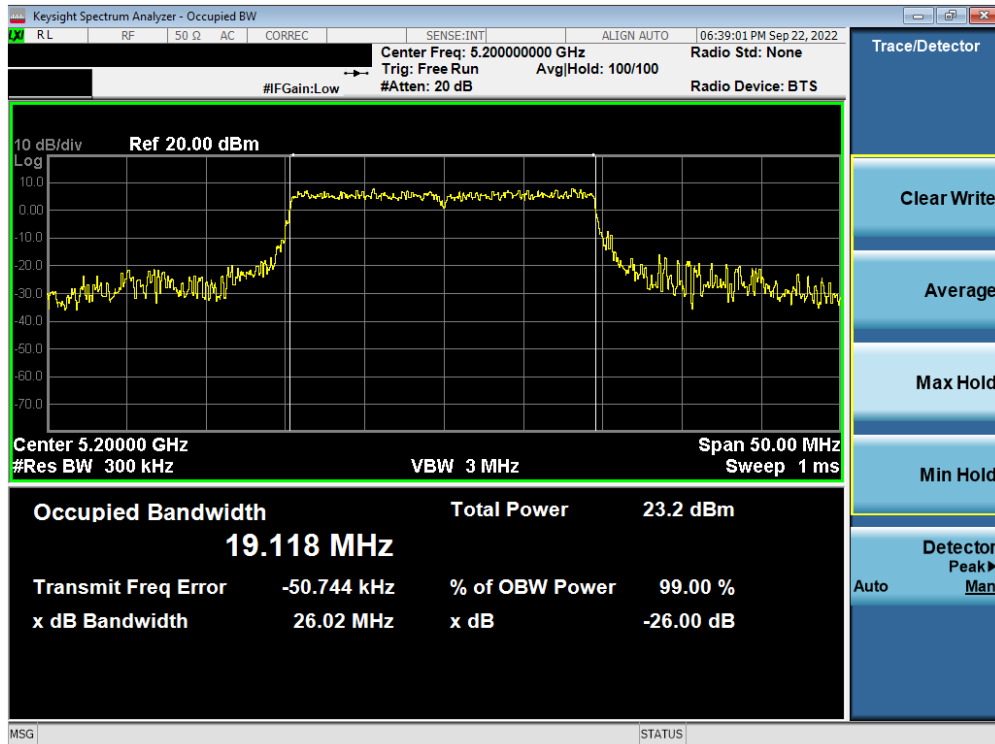
	Frequency [MHz]	Channel No.	802.11 Mode	Tones	Data Rate [Mbps]	Measured 26dB Bandwidth [MHz]
Band 1	5180	36	ax (20MHz)	242T	MCS0	28.21
	5200	40	ax (20MHz)	242T	MCS0	26.02
	5240	48	ax (20MHz)	242T	MCS0	29.62
	5190	38	ax (40MHz)	484T	MCS0	48.10
	5230	46	ax (40MHz)	484T	MCS0	54.94
	5210	42	ax (80MHz)	996T	MCS0	91.95
Band 1/2A	5250	50	ax (160MHz)	996T	MCS0	165.00
Band 2A	5260	52	ax (20MHz)	242T	MCS0	33.93
	5280	56	ax (20MHz)	242T	MCS0	29.66
	5320	64	ax (20MHz)	242T	MCS0	30.65
	5270	54	ax (40MHz)	484T	MCS0	47.22
	5310	62	ax (40MHz)	484T	MCS0	51.08
	5290	58	ax (80MHz)	996T	MCS0	88.65
Band 2C	5500	100	ax (20MHz)	242T	MCS0	28.72
	5600	120	ax (20MHz)	242T	MCS0	25.66
	5720	144	ax (20MHz)	242T	MCS0	27.23
	5510	102	ax (40MHz)	484T	MCS0	43.92
	5590	118	ax (40MHz)	484T	MCS0	43.87
	5710	142	ax (40MHz)	484T	MCS0	47.61
	5530	106	ax (80MHz)	996T	MCS0	88.26
	5610	122	ax (80MHz)	996T	MCS0	90.34
	5690	138	ax (80MHz)	996T	MCS0	89.03
	5570	114	ax (160MHz)	996T	MCS0	164.50

Table 7-3. Conducted Bandwidth Measurements MIMO ANT1 (Full Tones)

FCC ID: A3LSMS916U	 MEASUREMENT REPORT (CERTIFICATION)		Approved by: Technical Manager
Test Report S/N: 1M2209010097-14.A3L	Test Dates: 09/02/2022-11/08/2022	EUT Type: Portable Handset	Page 30 of 236

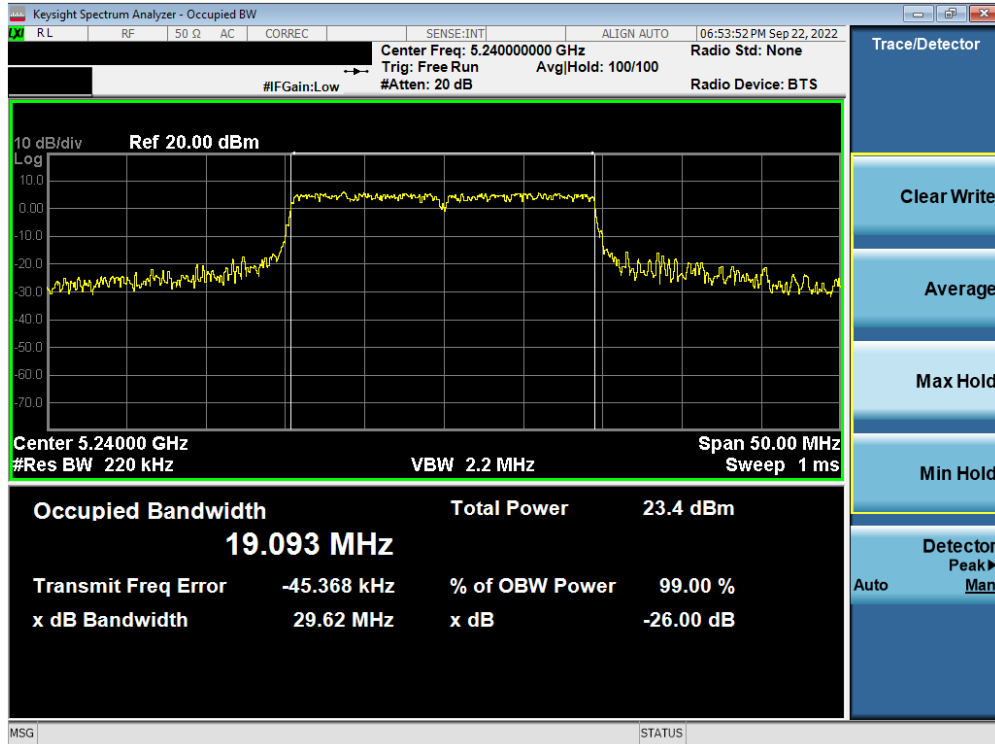


Plot 7-26. 26dB Bandwidth Plot MIMO ANT1 (20MHz BW 802.11ax – 242 Tones (UNII Band 1) – Ch. 36)

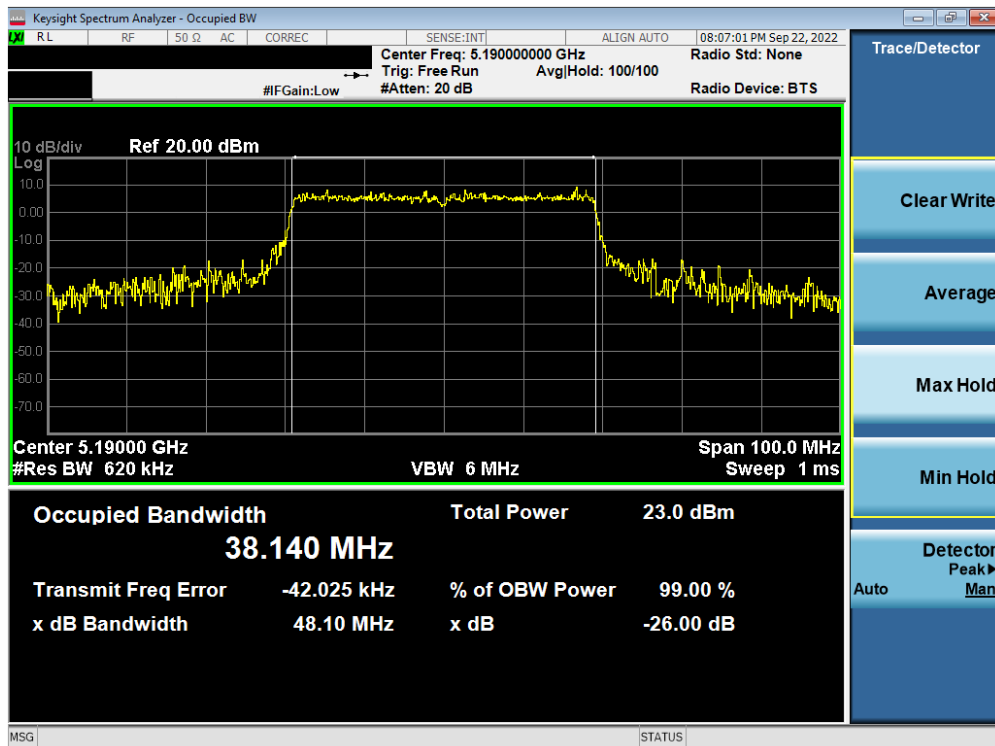


Plot 7-27. 26dB Bandwidth Plot MIMO ANT1 (20MHz BW 802.11ax – 242 Tones (UNII Band 1) – Ch. 40)

FCC ID: A3LSMS916U		MEASUREMENT REPORT (CERTIFICATION)	Approved by: Technical Manager
Test Report S/N: 1M2209010097-14.A3L	Test Dates: 09/02/2022-11/08/2022	EUT Type: Portable Handset	Page 31 of 236

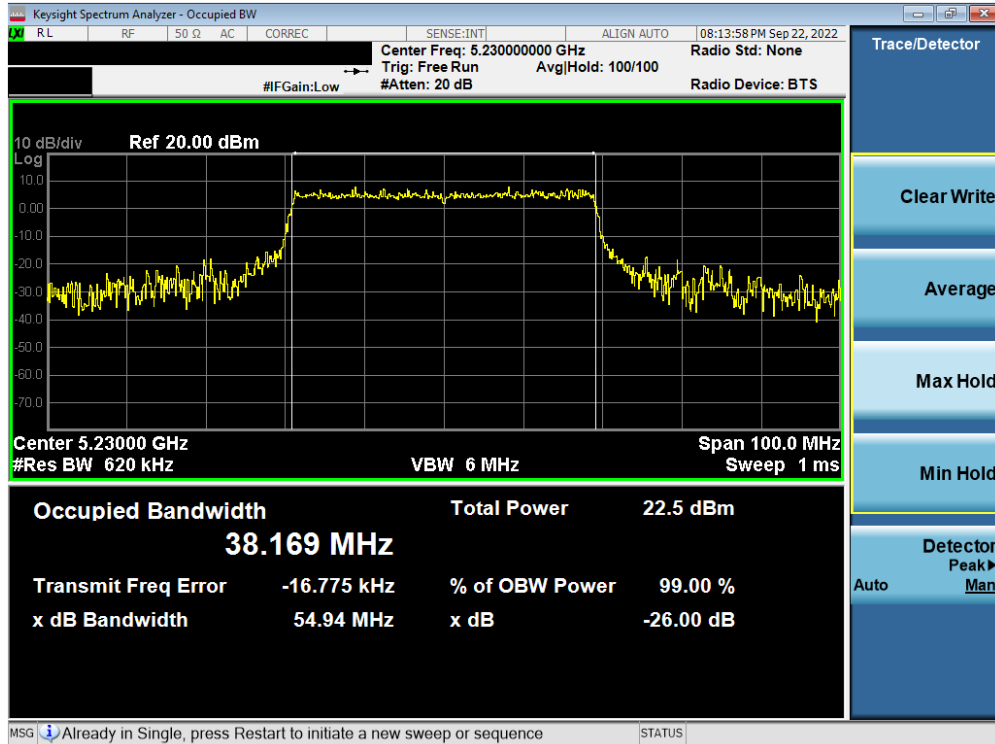


Plot 7-28. 26dB Bandwidth Plot MIMO ANT1 (20MHz BW 802.11ax – 242 Tones (UNII Band 1) – Ch. 48)

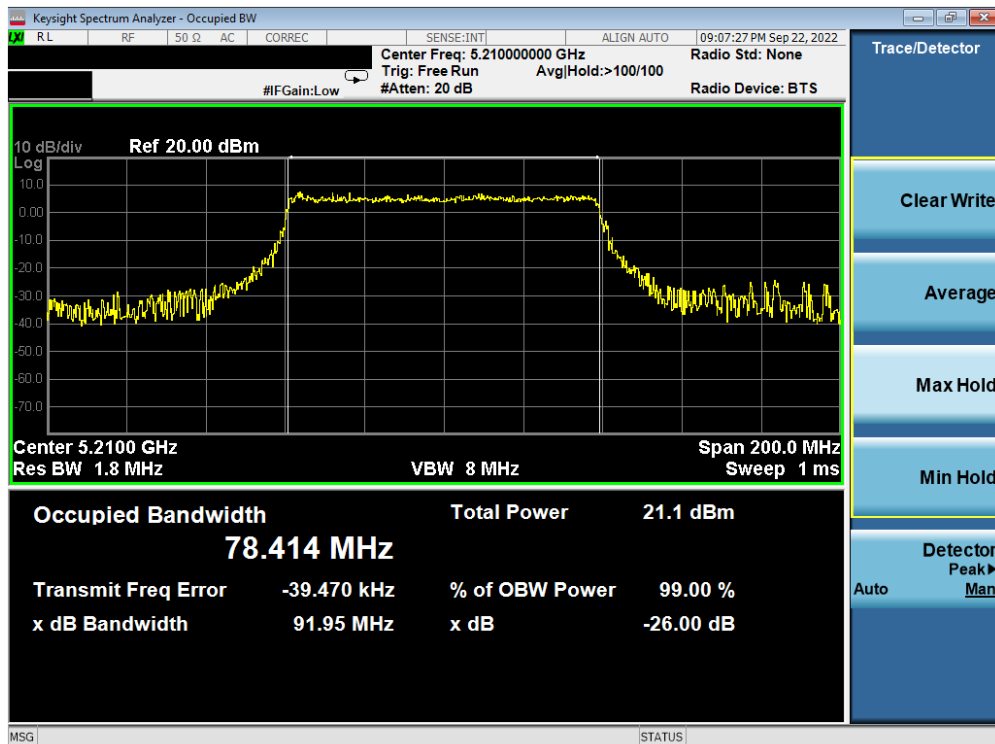


Plot 7-29. 26dB Bandwidth Plot MIMO ANT1 (40MHz BW 802.11ax – 484 Tones (UNII Band 1) – Ch. 38)

FCC ID: A3LSMS916U		MEASUREMENT REPORT (CERTIFICATION)	Approved by: Technical Manager
Test Report S/N: 1M2209010097-14.A3L	Test Dates: 09/02/2022-11/08/2022	EUT Type: Portable Handset	Page 32 of 236

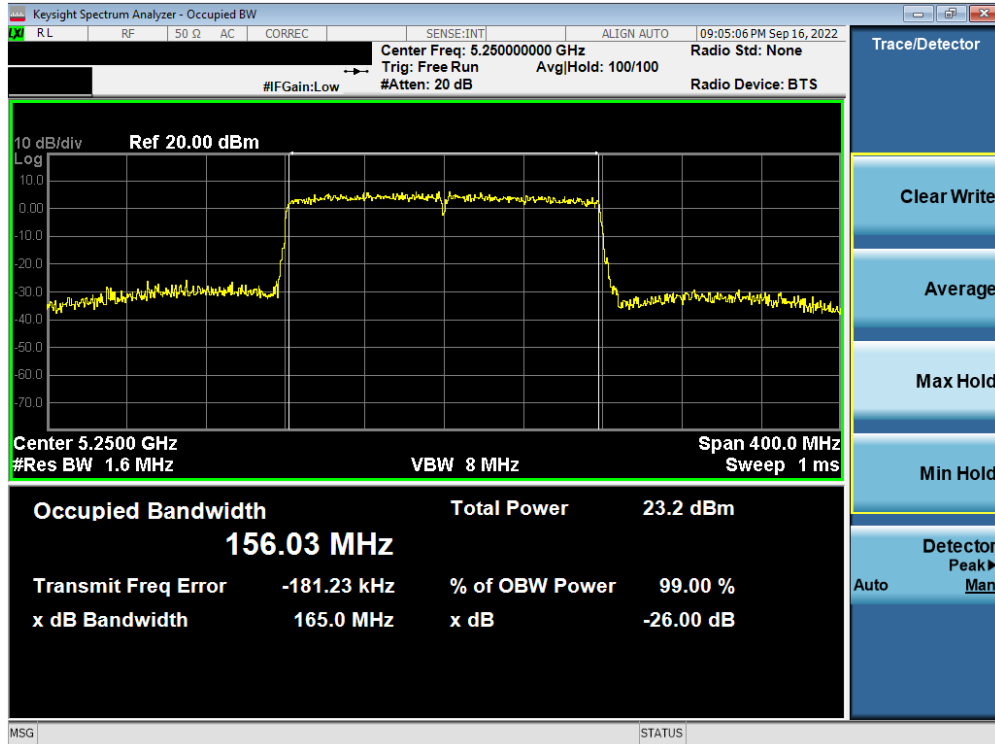


Plot 7-30. 26dB Bandwidth Plot MIMO ANT1 (40MHz BW 802.11ax – 484 Tones (UNII Band 1) – Ch. 46)

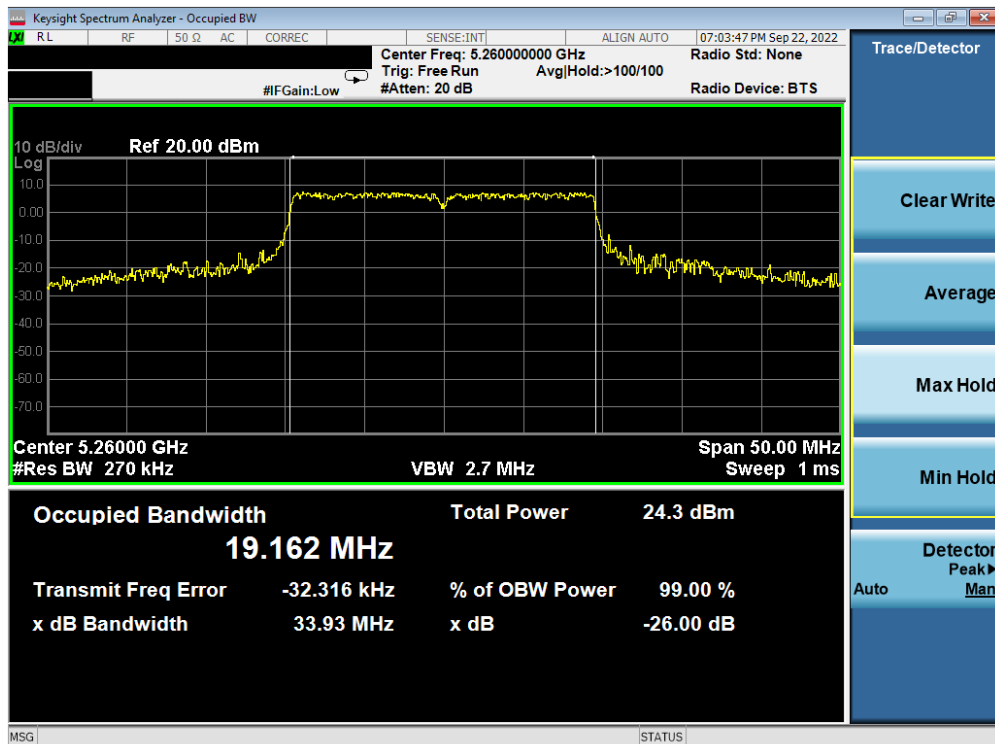


Plot 7-31. 26dB Bandwidth Plot MIMO ANT1 (80MHz BW 802.11ax – 996 Tones (UNII Band 1) – Ch. 42)

FCC ID: A3LSMS916U		MEASUREMENT REPORT (CERTIFICATION)	Approved by: Technical Manager
Test Report S/N: 1M2209010097-14.A3L	Test Dates: 09/02/2022-11/08/2022	EUT Type: Portable Handset	Page 33 of 236

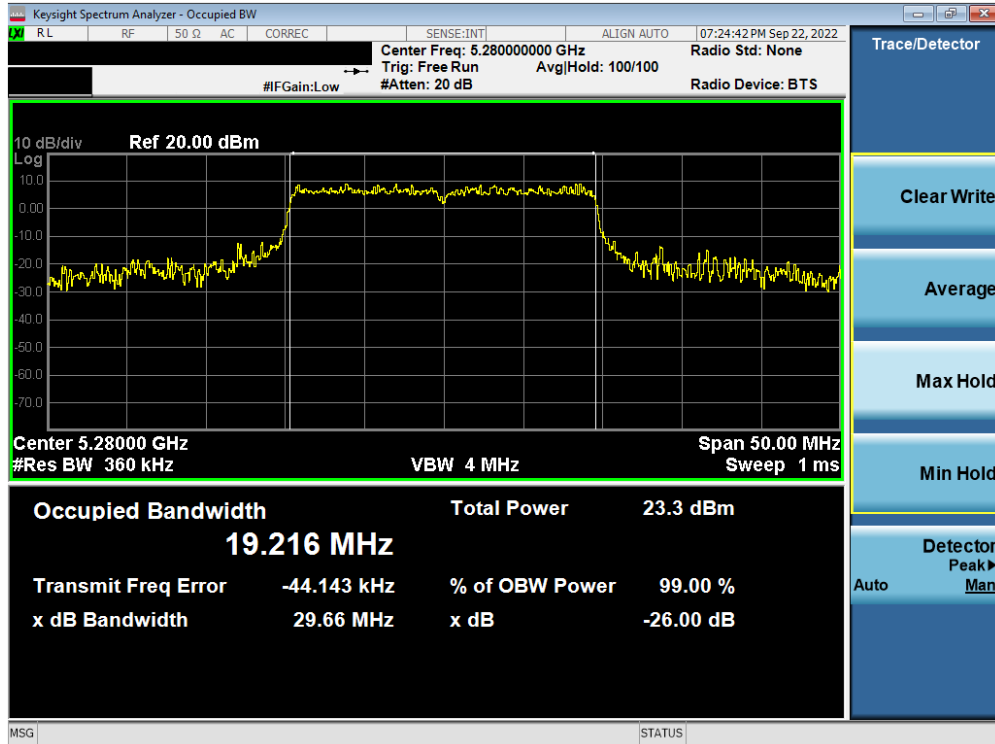


Plot 7-32. 26dB Bandwidth Plot MIMO ANT1 (160MHz BW 802.11ax – 996 Tones (UNII Band 1/2A) – Ch. 50)

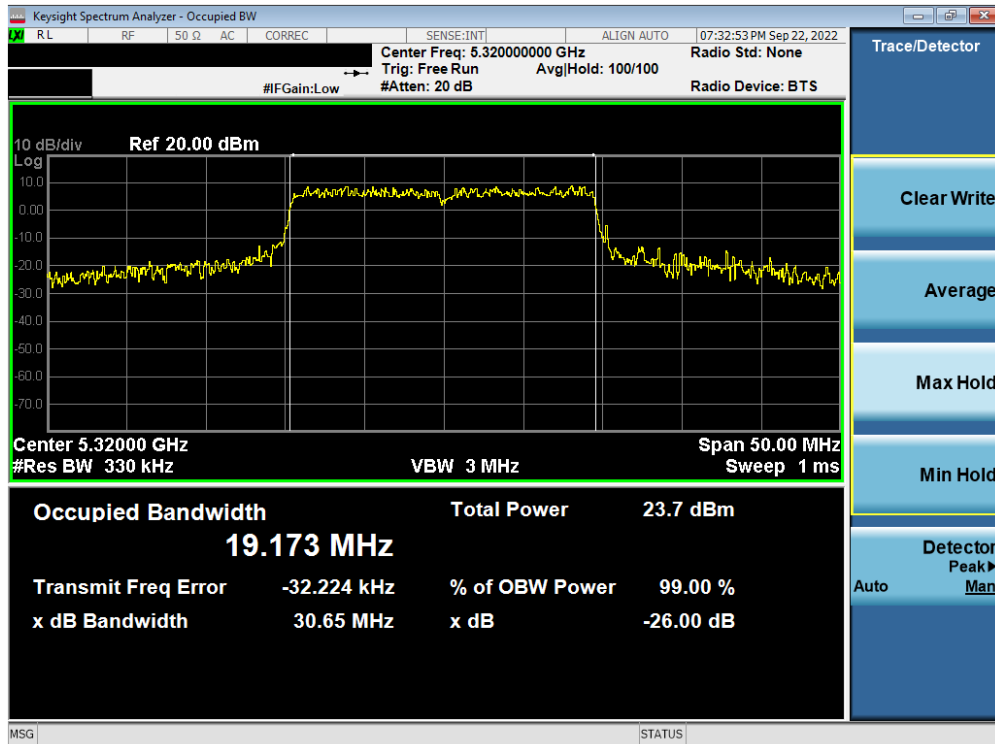


Plot 7-33. 26dB Bandwidth Plot MIMO ANT1 (20MHz BW 802.11ax – 242 Tones (UNII Band 2A) – Ch. 52)

FCC ID: A3LSMS916U		MEASUREMENT REPORT (CERTIFICATION)	Approved by: Technical Manager
Test Report S/N: 1M2209010097-14.A3L	Test Dates: 09/02/2022-11/08/2022	EUT Type: Portable Handset	Page 34 of 236

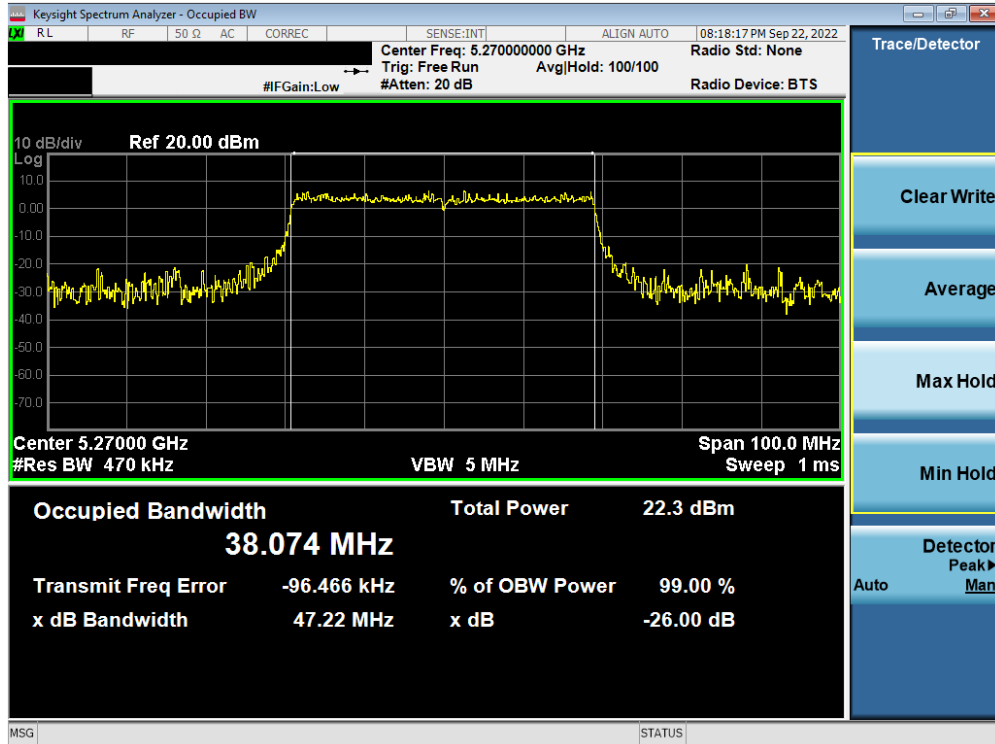


Plot 7-34. 26dB Bandwidth Plot MIMO ANT1 (20MHz BW 802.11ax – 242 Tones (UNII Band 2A) – Ch. 56)

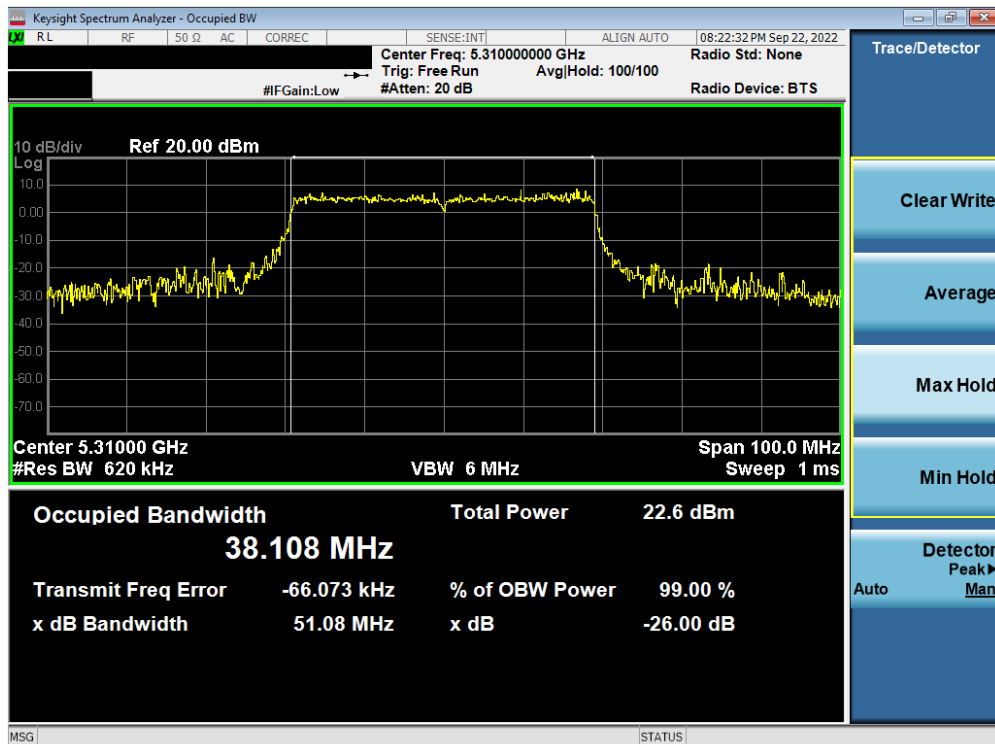


Plot 7-35. 26dB Bandwidth Plot MIMO ANT1 (20MHz BW 802.11ax – 242 Tones (UNII Band 2A) – Ch. 64)

FCC ID: A3LSMS916U		MEASUREMENT REPORT (CERTIFICATION)	Approved by: Technical Manager
Test Report S/N: 1M2209010097-14.A3L	Test Dates: 09/02/2022-11/08/2022	EUT Type: Portable Handset	Page 35 of 236

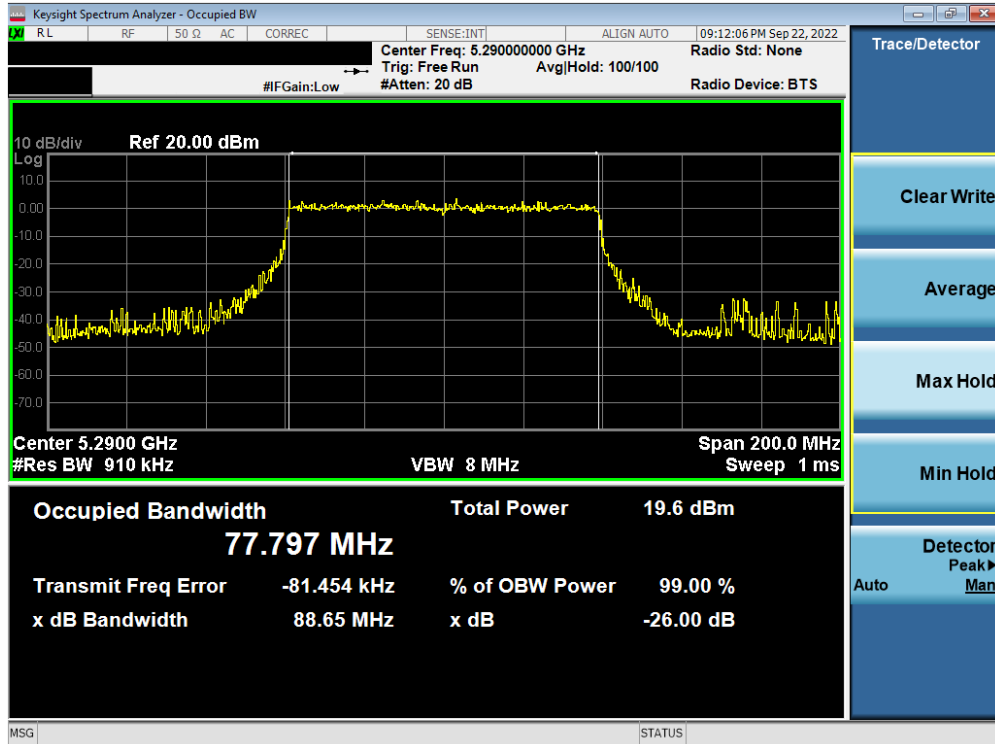


Plot 7-36. 26dB Bandwidth Plot MIMO ANT1 (40MHz BW 802.11ax – 484 Tones (UNII Band 2A) – Ch. 54)

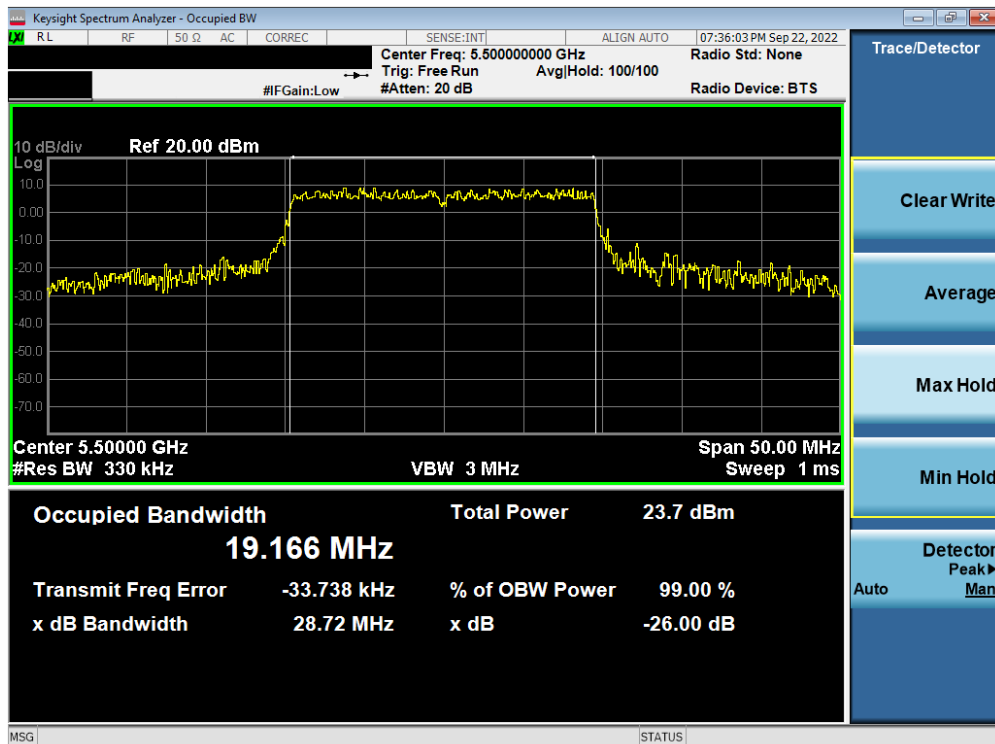


Plot 7-37. 26dB Bandwidth Plot MIMO ANT1 (40MHz BW 802.11ax – 484 Tones (UNII Band 2A) – Ch. 62)

FCC ID: A3LSMS916U		MEASUREMENT REPORT (CERTIFICATION)	Approved by: Technical Manager
Test Report S/N: 1M2209010097-14.A3L	Test Dates: 09/02/2022-11/08/2022	EUT Type: Portable Handset	Page 36 of 236

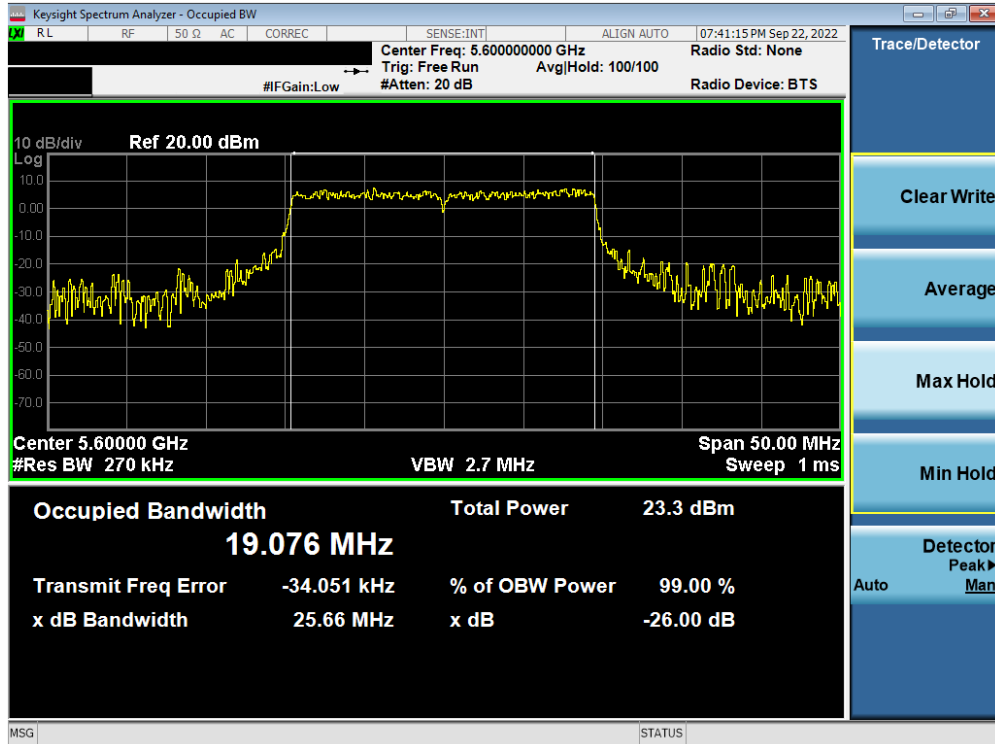


Plot 7-38. 26dB Bandwidth Plot MIMO ANT1 (80MHz BW 802.11ax – 996 Tones (UNII Band 2A) – Ch. 58)

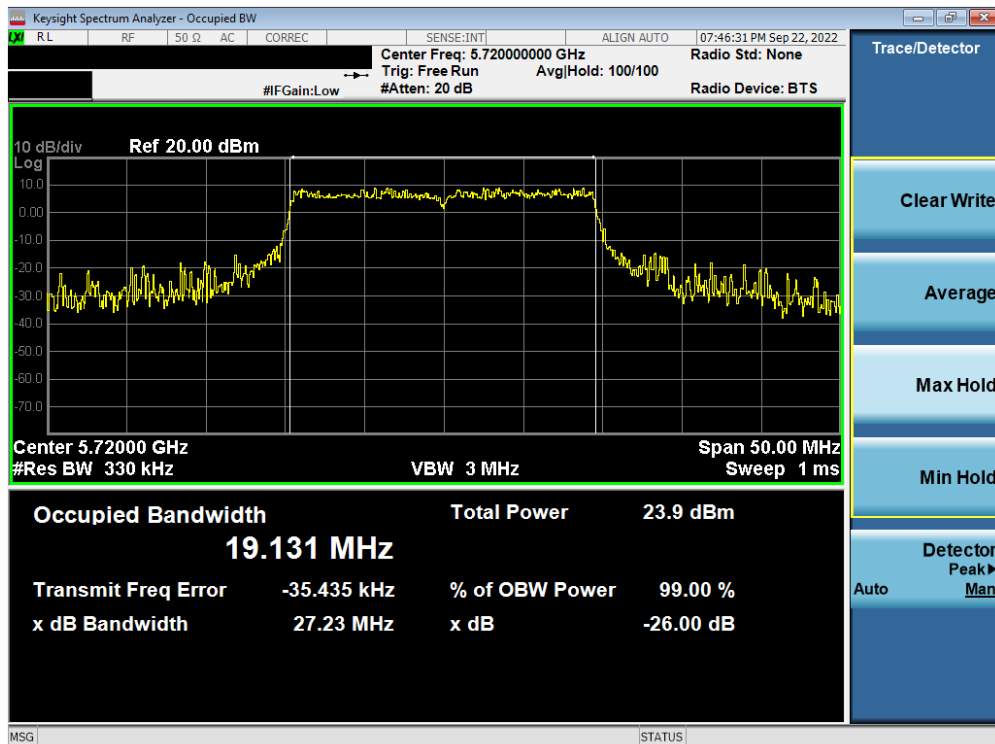


Plot 7-39. 26dB Bandwidth Plot MIMO ANT1 (20MHz BW 802.11ax – 242 Tones (UNII Band 2C) – Ch. 100)

FCC ID: A3LSMS916U		MEASUREMENT REPORT (CERTIFICATION)	Approved by: Technical Manager
Test Report S/N: 1M2209010097-14.A3L	Test Dates: 09/02/2022-11/08/2022	EUT Type: Portable Handset	Page 37 of 236

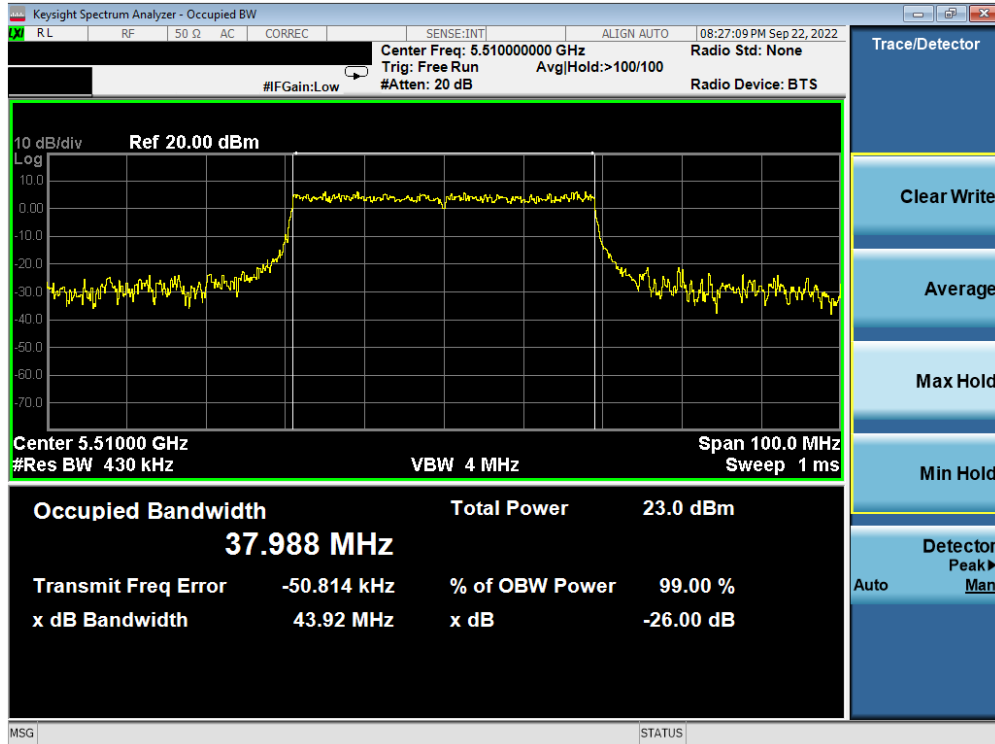


Plot 7-40. 26dB Bandwidth Plot MIMO ANT1 (20MHz BW 802.11ax – 242 Tones (UNII Band 2C) – Ch. 120)

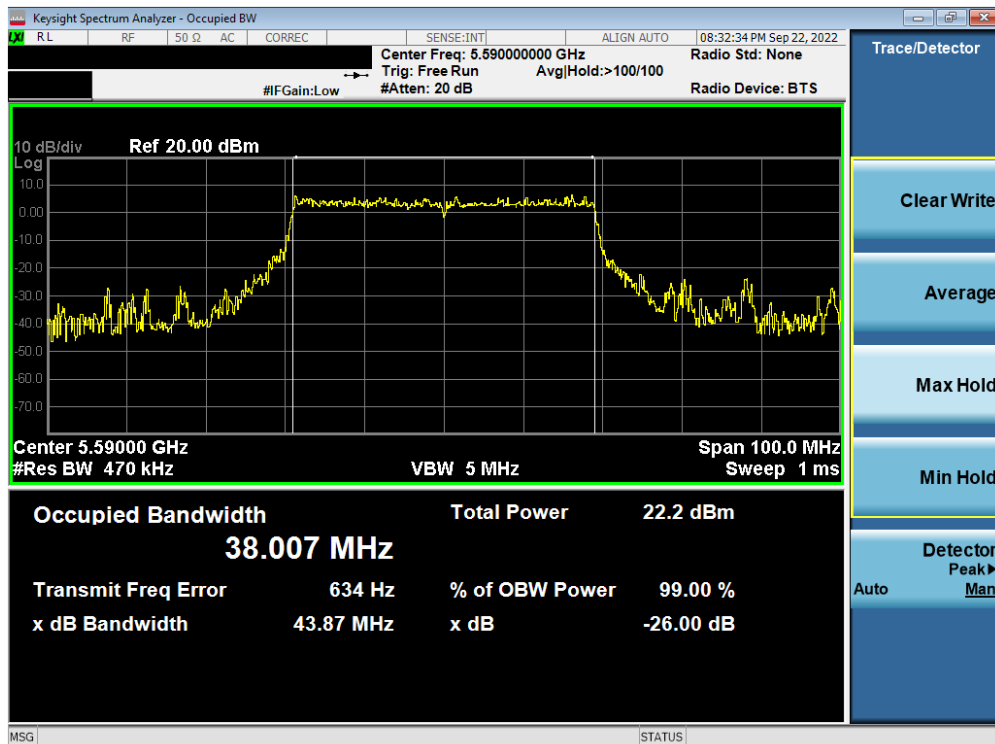


Plot 7-41. 26dB Bandwidth Plot MIMO ANT1 (20MHz BW 802.11ax – 242 Tones (UNII Band 2C) – Ch. 144)

FCC ID: A3LSMS916U		MEASUREMENT REPORT (CERTIFICATION)	Approved by: Technical Manager
Test Report S/N: 1M2209010097-14.A3L	Test Dates: 09/02/2022-11/08/2022	EUT Type: Portable Handset	Page 38 of 236

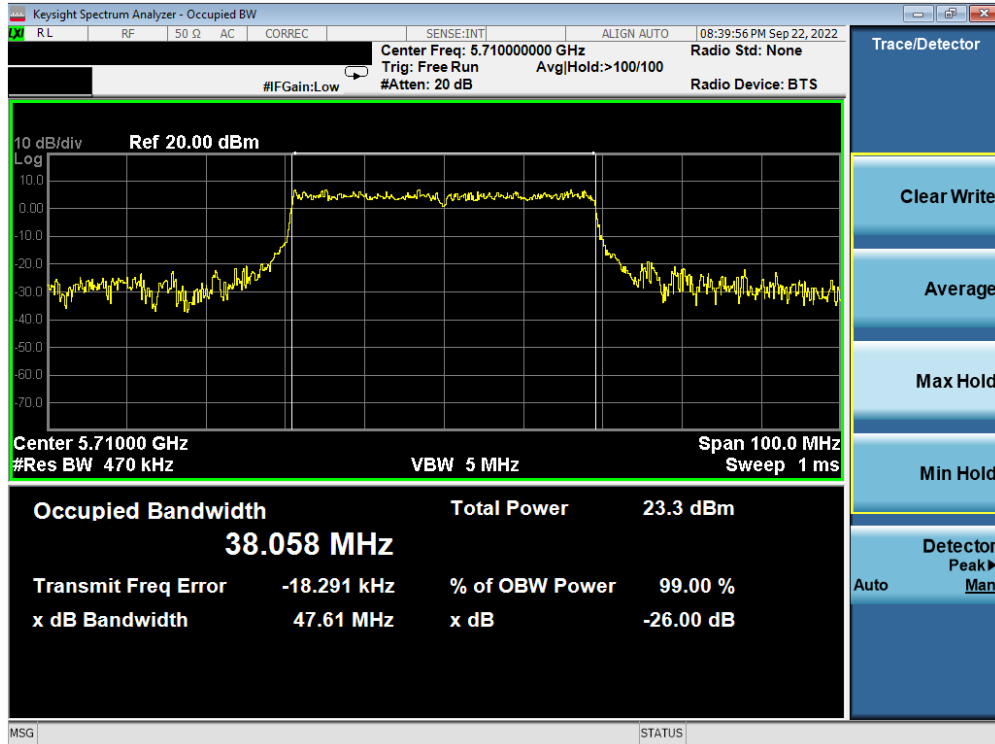


Plot 7-42. 26dB Bandwidth Plot MIMO ANT1 (40MHz BW 802.11ax – 484 Tones (UNII Band 2C) – Ch. 102)

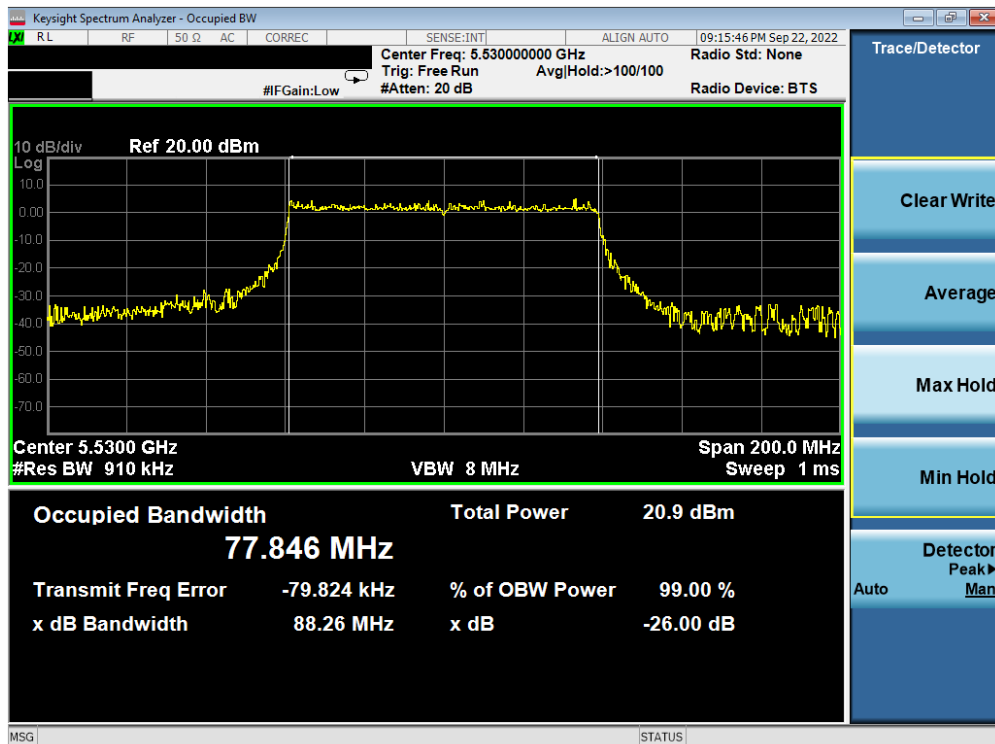


Plot 7-43. 26dB Bandwidth Plot MIMO ANT1 (40MHz BW 802.11ax – 484 Tones (UNII Band 2C) – Ch. 118)

FCC ID: A3LSMS916U		MEASUREMENT REPORT (CERTIFICATION)	Approved by: Technical Manager
Test Report S/N: 1M2209010097-14.A3L	Test Dates: 09/02/2022-11/08/2022	EUT Type: Portable Handset	Page 39 of 236

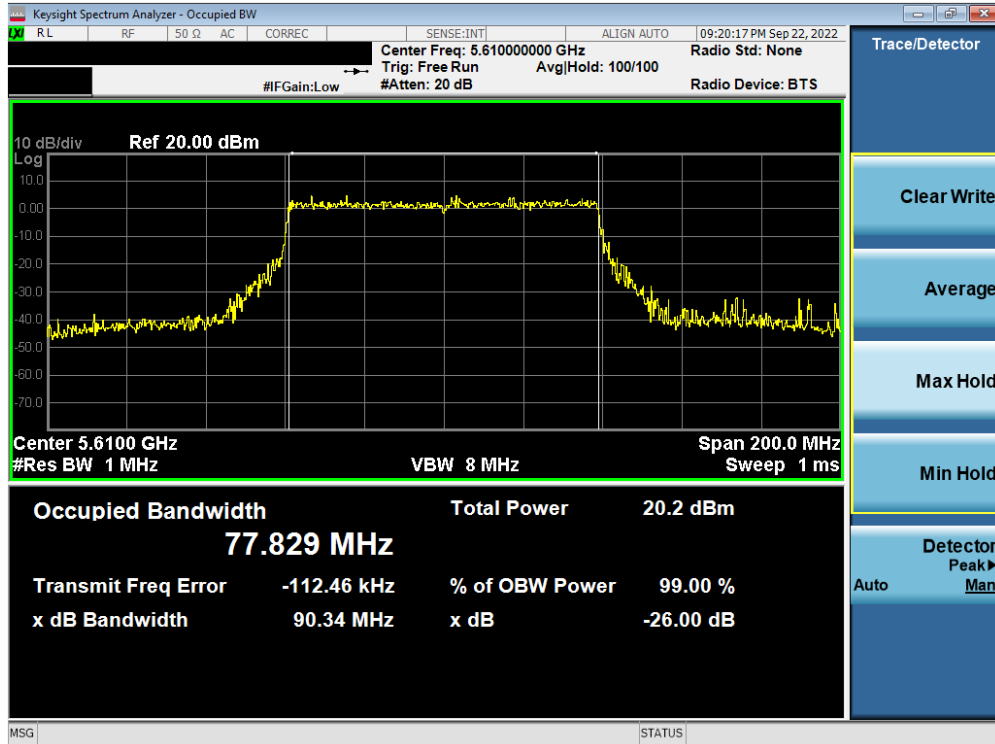


Plot 7-44. 26dB Bandwidth Plot MIMO ANT1 (40MHz BW 802.11ax – 484 Tones (UNII Band 2C) – Ch. 142)

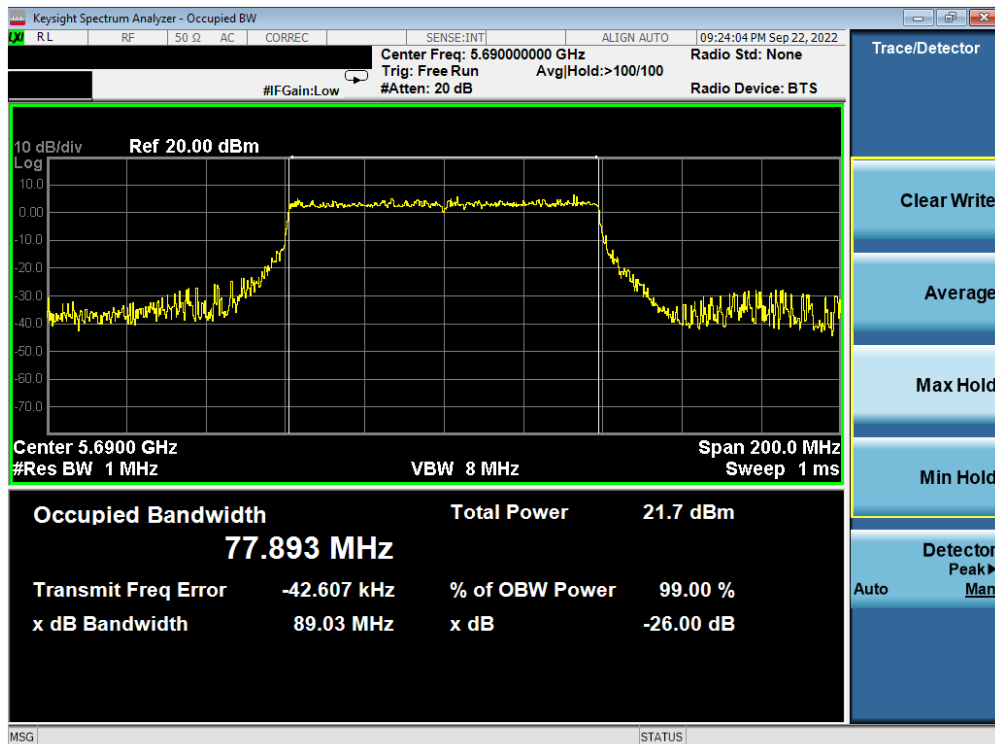


Plot 7-45. 26dB Bandwidth Plot MIMO ANT1 (80MHz BW 802.11ax – 996 Tones (UNII Band 2C) – Ch. 106)

FCC ID: A3LSMS916U		MEASUREMENT REPORT (CERTIFICATION)	Approved by: Technical Manager
Test Report S/N: 1M2209010097-14.A3L	Test Dates: 09/02/2022-11/08/2022	EUT Type: Portable Handset	Page 40 of 236

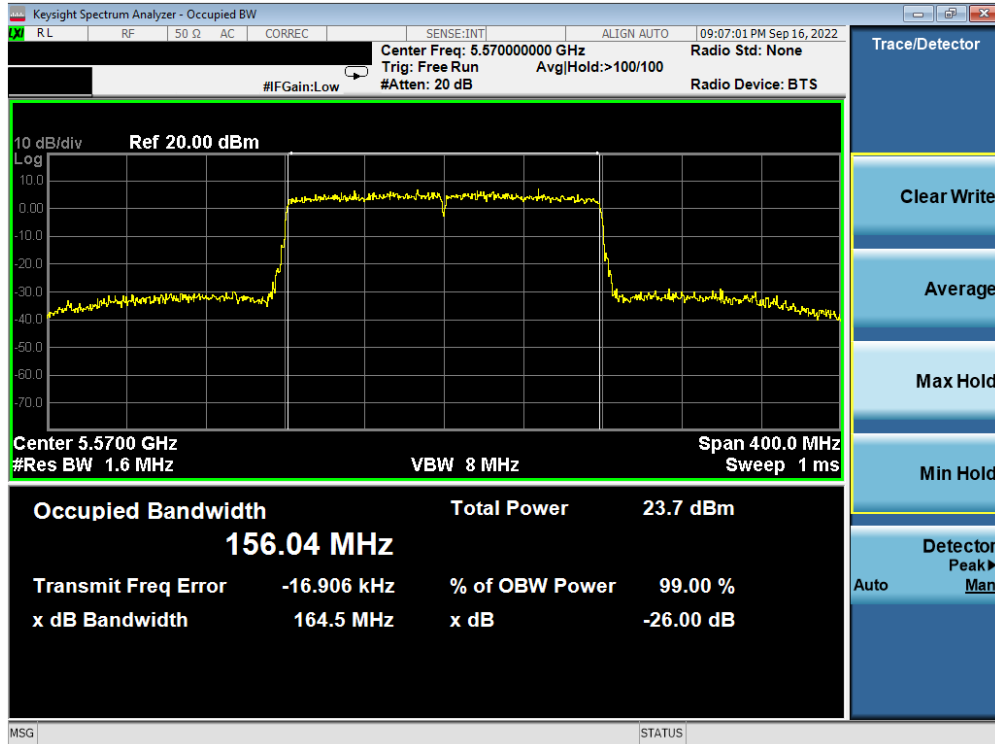


Plot 7-46. 26dB Bandwidth Plot MIMO ANT1 (80MHz BW 802.11ax – 996 Tones (UNII Band 2C) – Ch. 122)



Plot 7-47. 26dB Bandwidth Plot MIMO ANT1 (80MHz BW 802.11ax – 996 Tones (UNII Band 2C) – Ch. 138)

FCC ID: A3LSMS916U		MEASUREMENT REPORT (CERTIFICATION)	Approved by: Technical Manager
Test Report S/N: 1M2209010097-14.A3L	Test Dates: 09/02/2022-11/08/2022	EUT Type: Portable Handset	Page 41 of 236



Plot 7-48. 26dB Bandwidth Plot MIMO ANT1 (160MHz BW 802.11ax – 996 Tones (UNII Band 2C) – Ch. 138)

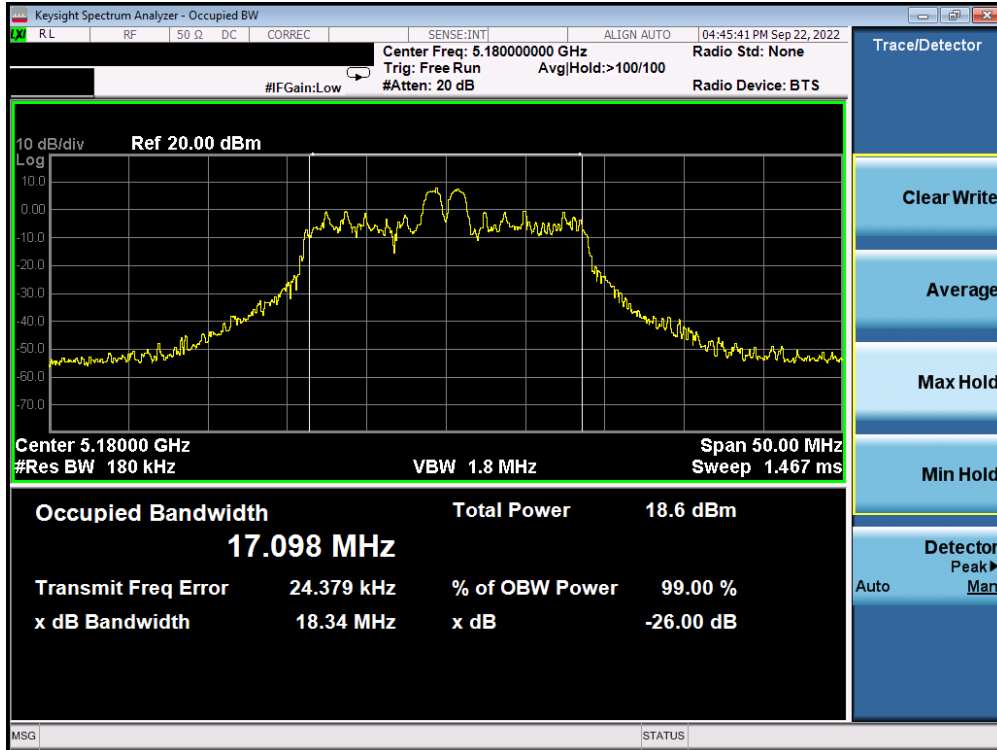
FCC ID: A3LSMS916U		MEASUREMENT REPORT (CERTIFICATION)	Approved by: Technical Manager
Test Report S/N: 1M2209010097-14.A3L	Test Dates: 09/02/2022-11/08/2022	EUT Type: Portable Handset	Page 42 of 236

MIMO Antenna-2 26dB Bandwidth Measurements (26 Tones)

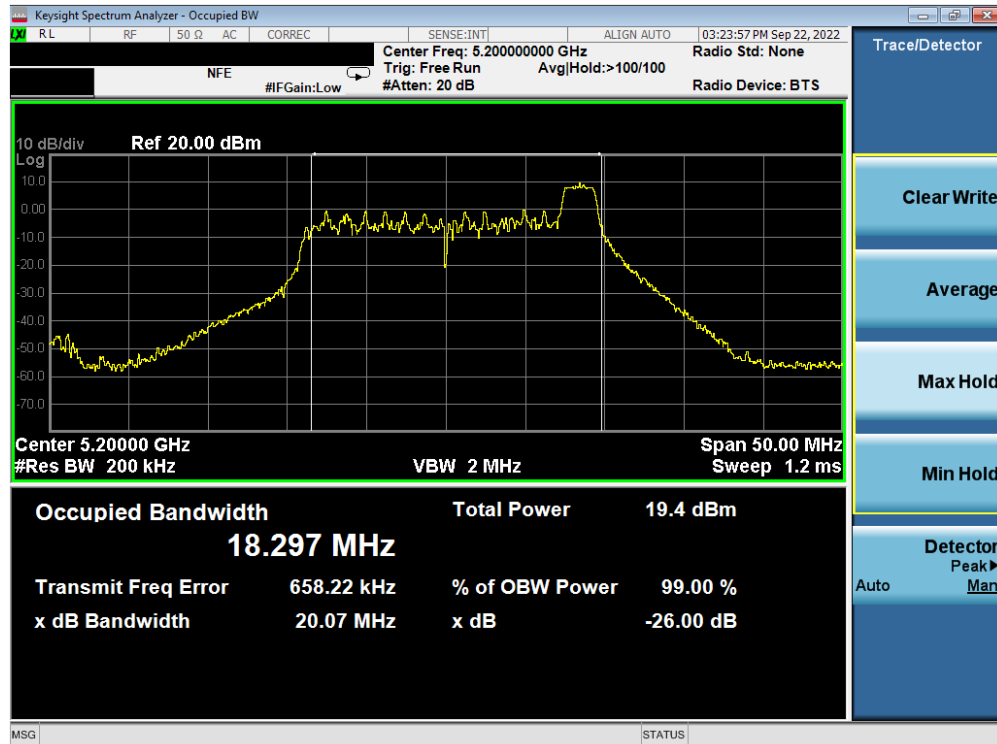
	Frequency [MHz]	Channel No.	802.11 Mode	Tones	Data Rate [Mbps]	Measured 26dB Bandwidth [MHz]
Band 1	5180	36	ax (20MHz)	26T	MCS0	18.34
	5200	40	ax (20MHz)	26T	MCS0	20.07
	5240	48	ax (20MHz)	26T	MCS0	18.40
	5190	38	ax (40MHz)	26T	MCS0	40.29
	5230	46	ax (40MHz)	26T	MCS0	38.08
	5210	42	ax (80MHz)	26T	MCS0	78.16
Band 1/2A	5250	50	ax (160MHz L)	26T	MCS0	158.10
	5250	50	ax (160MHz U)	26T	MCS0	158.10
Band 2A	5260	52	ax (20MHz)	26T	MCS0	18.43
	5280	56	ax (20MHz)	26T	MCS0	18.33
	5320	64	ax (20MHz)	26T	MCS0	19.92
	5270	54	ax (40MHz)	26T	MCS0	40.45
	5310	62	ax (40MHz)	26T	MCS0	40.25
	5290	58	ax (80MHz)	26T	MCS0	78.06
Band 2C	5500	100	ax (20MHz)	26T	MCS0	18.18
	5600	120	ax (20MHz)	26T	MCS0	18.26
	5720	144	ax (20MHz)	26T	MCS0	18.35
	5510	102	ax (40MHz)	26T	MCS0	38.06
	5590	118	ax (40MHz)	26T	MCS0	40.37
	5710	142	ax (40MHz)	26T	MCS0	39.92
	5530	106	ax (80MHz)	26T	MCS0	78.15
	5610	122	ax (80MHz)	26T	MCS0	78.04
	5690	138	ax (80MHz)	26T	MCS0	78.31
	5570	114	ax (160MHz L)	26T	MCS0	158.40
	5570	114	ax (160MHz U)	26T	MCS0	162.80

Table 7-4. Conducted Bandwidth Measurements MIMO ANT2 (26 Tones)

FCC ID: A3LSMS916U	 MEASUREMENT REPORT (CERTIFICATION)		Approved by: Technical Manager
Test Report S/N: 1M2209010097-14.A3L	Test Dates: 09/02/2022-11/08/2022	EUT Type: Portable Handset	Page 43 of 236

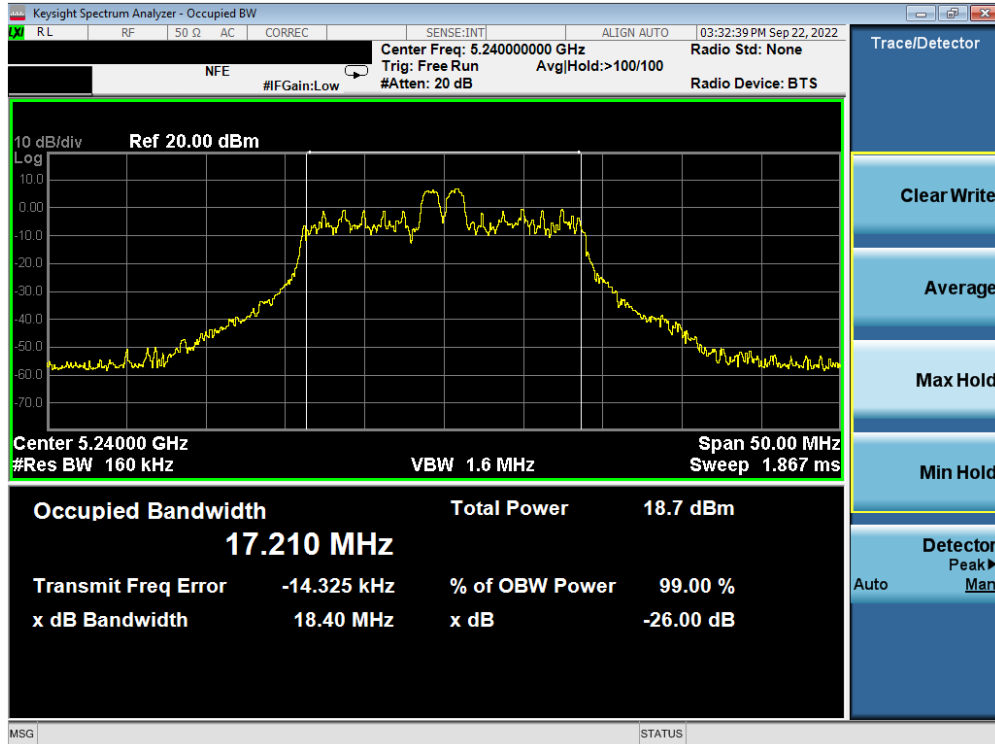


Plot 7-49. 26dB Bandwidth Plot MIMO ANT2 (20MHz BW 802.11ax – 26 Tones (UNII Band 1) – Ch. 36)

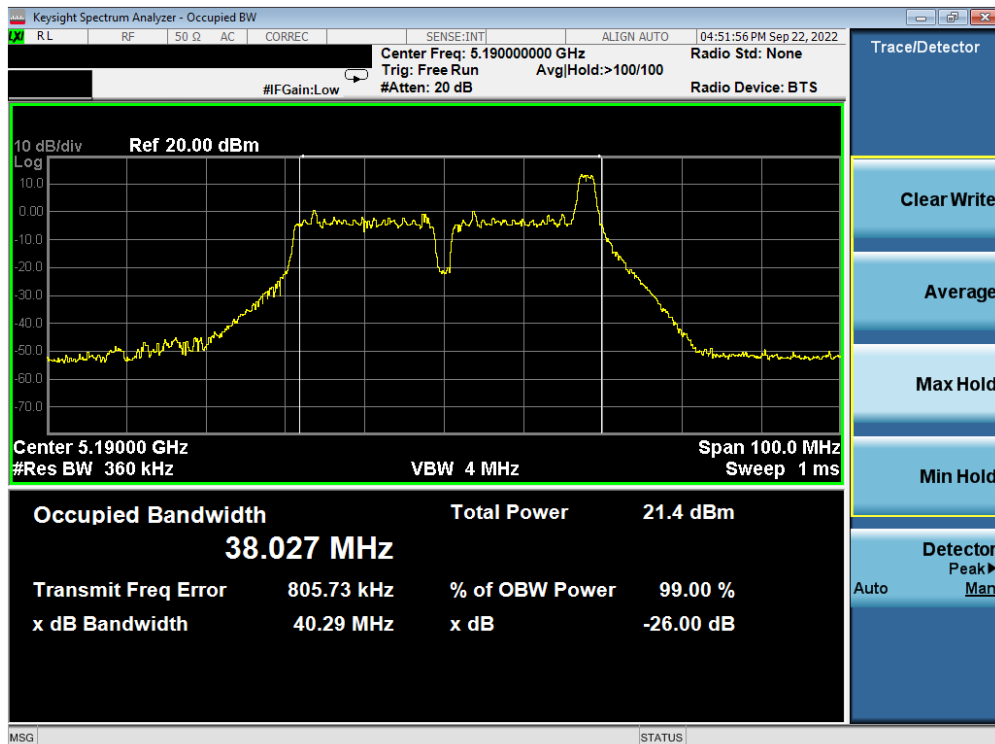


Plot 7-50. 26dB Bandwidth Plot MIMO ANT2 (20MHz BW 802.11ax – 26 Tones (UNII Band 1) – Ch. 40)

FCC ID: A3LSMS916U		MEASUREMENT REPORT (CERTIFICATION)	Approved by: Technical Manager
Test Report S/N: 1M2209010097-14.A3L	Test Dates: 09/02/2022-11/08/2022	EUT Type: Portable Handset	Page 44 of 236

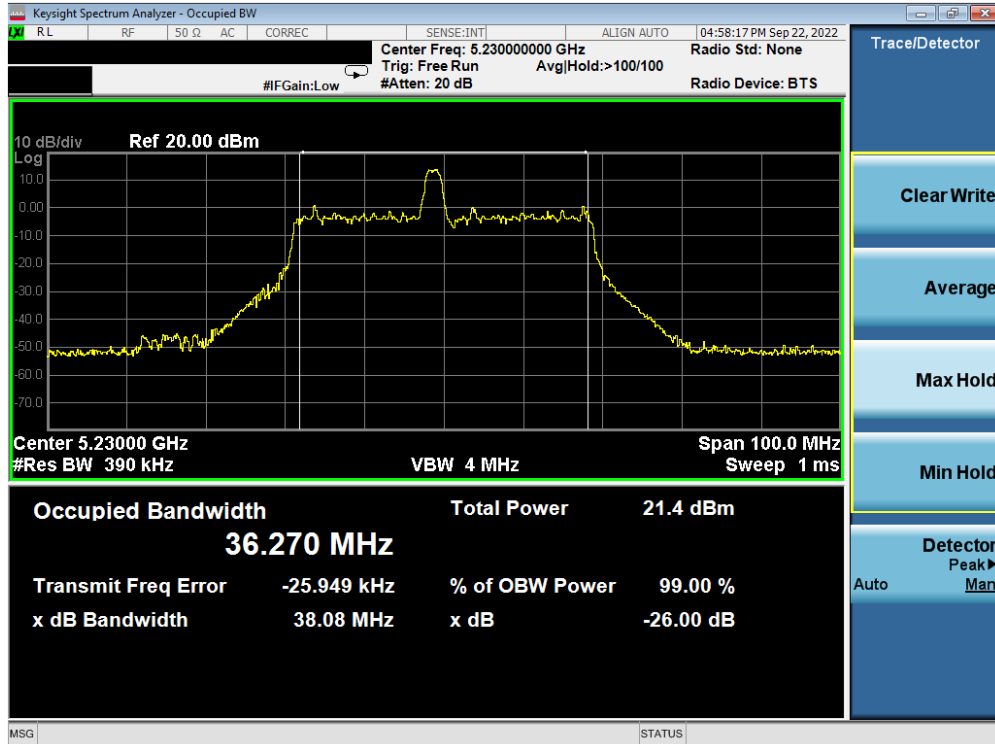


Plot 7-51. 26dB Bandwidth Plot MIMO ANT2 (20MHz BW 802.11ax – 26 Tones (UNII Band 1) – Ch. 48)

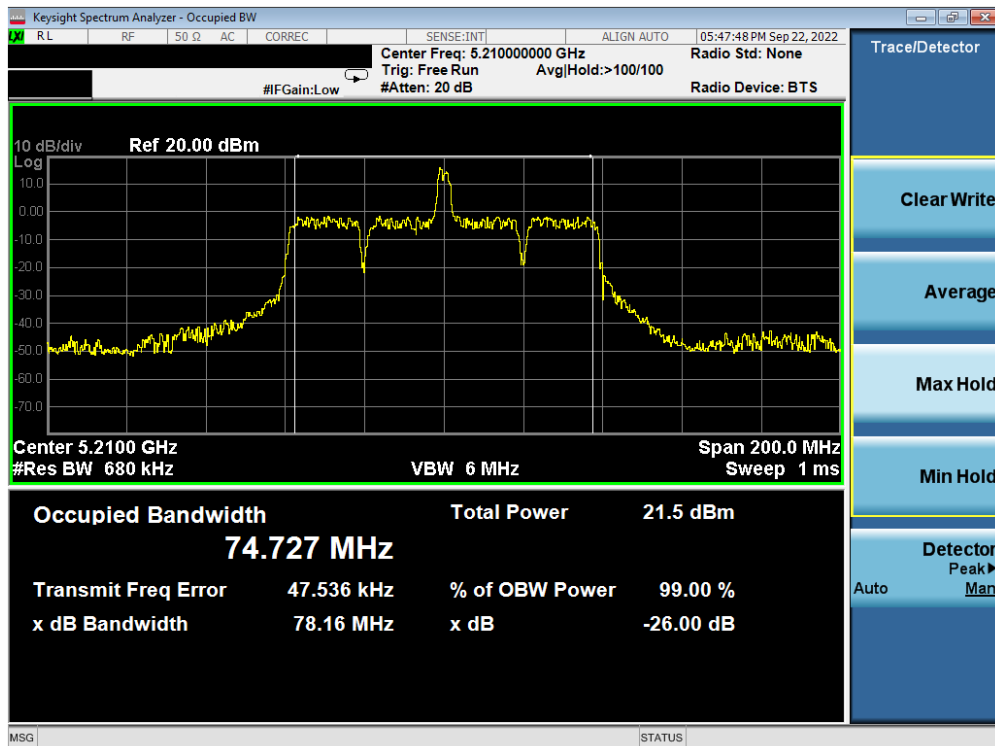


Plot 7-52. 26dB Bandwidth Plot MIMO ANT2 (40MHz BW 802.11ax – 26 Tones (UNII Band 1) – Ch. 38)

FCC ID: A3LSMS916U		MEASUREMENT REPORT (CERTIFICATION)	Approved by: Technical Manager
Test Report S/N: 1M2209010097-14.A3L	Test Dates: 09/02/2022-11/08/2022	EUT Type: Portable Handset	Page 45 of 236

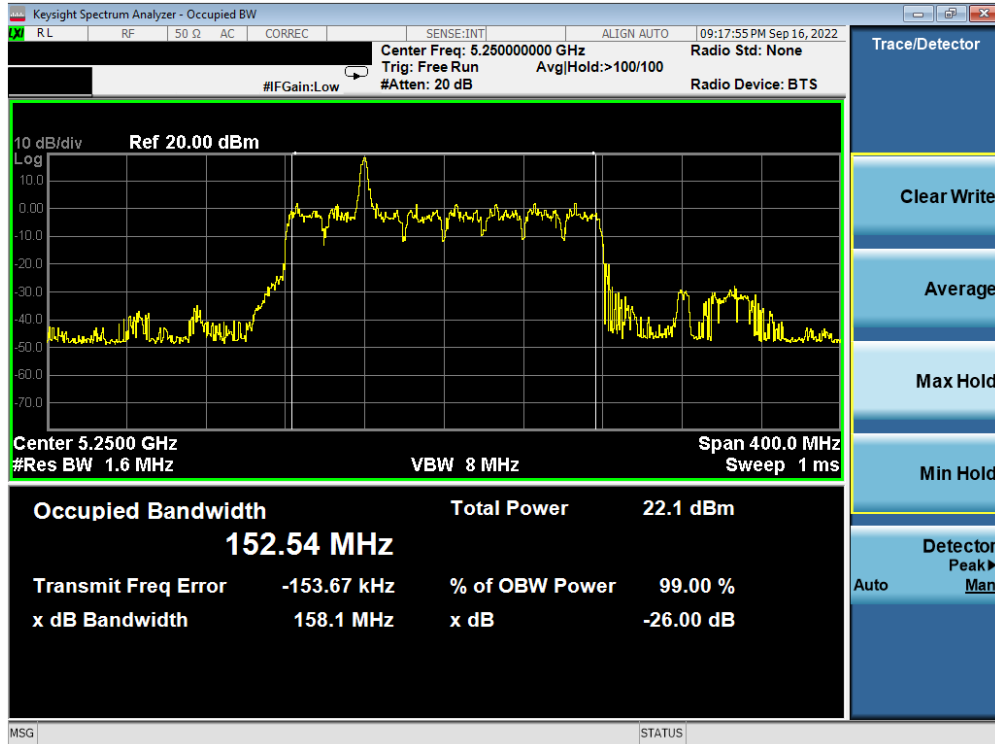


Plot 7-53. 26dB Bandwidth Plot MIMO ANT2 (40MHz BW 802.11ax – 26 Tones (UNII Band 1) – Ch. 46)

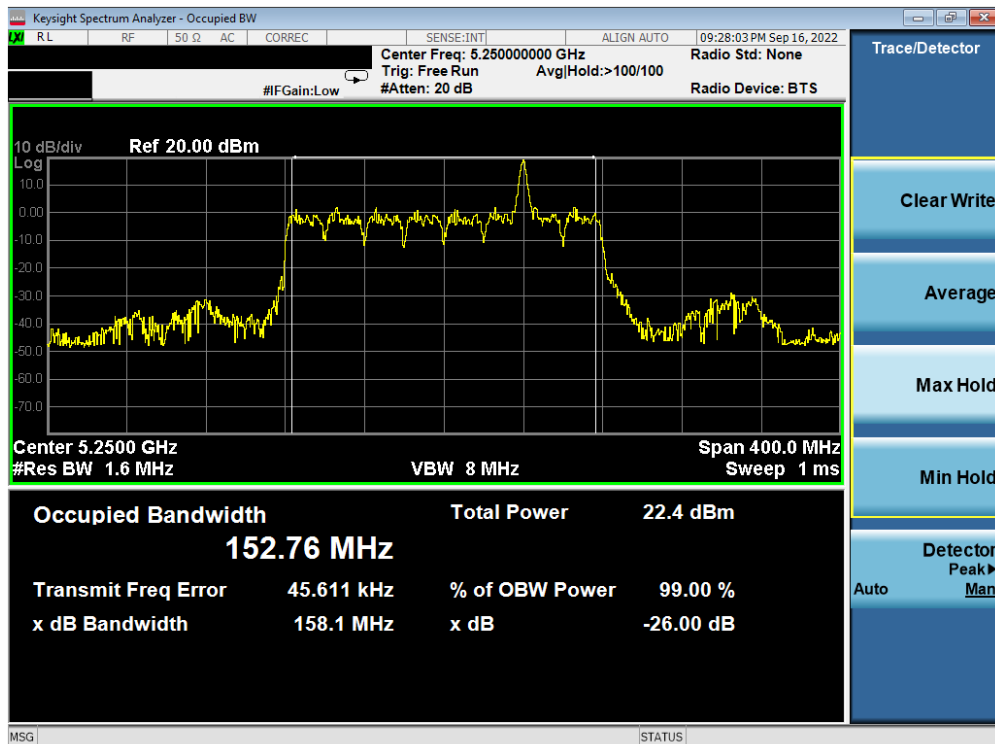


Plot 7-54. 26dB Bandwidth Plot MIMO ANT2 (80MHz BW 802.11ax – 26 Tones (UNII Band 1) – Ch. 42)

FCC ID: A3LSMS916U		MEASUREMENT REPORT (CERTIFICATION)	Approved by: Technical Manager
Test Report S/N: 1M2209010097-14.A3L	Test Dates: 09/02/2022-11/08/2022	EUT Type: Portable Handset	Page 46 of 236

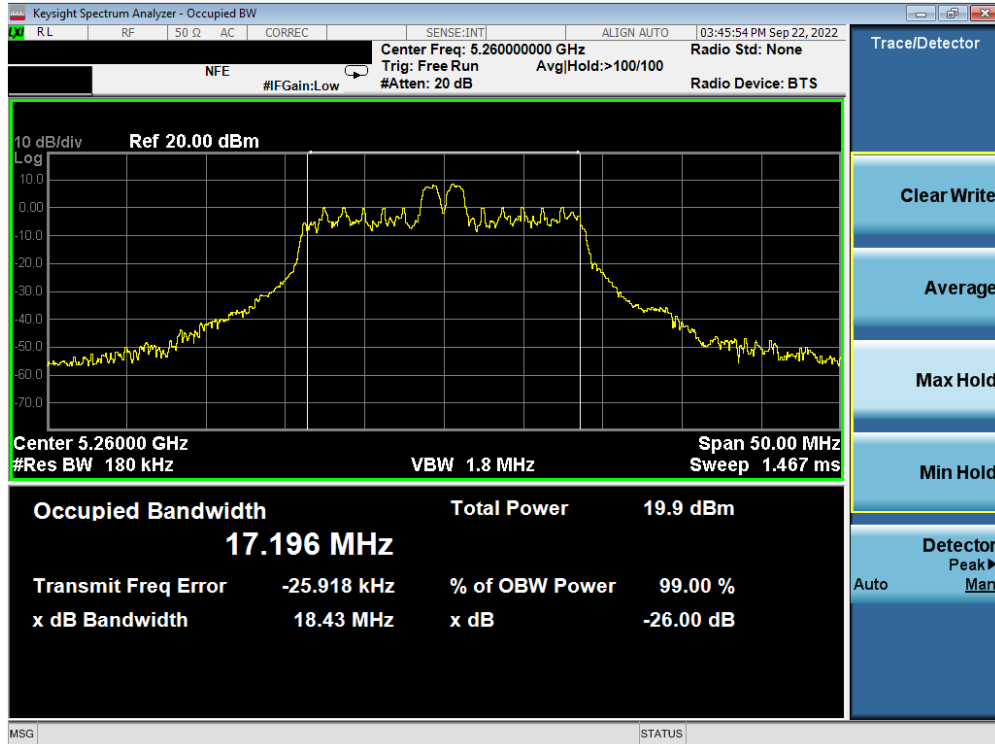


Plot 7-55. 26dB Bandwidth Plot MIMO ANT2 (160MHz BW L 802.11ax – 26 Tones (UNII Band 1/2A) – Ch. 50)

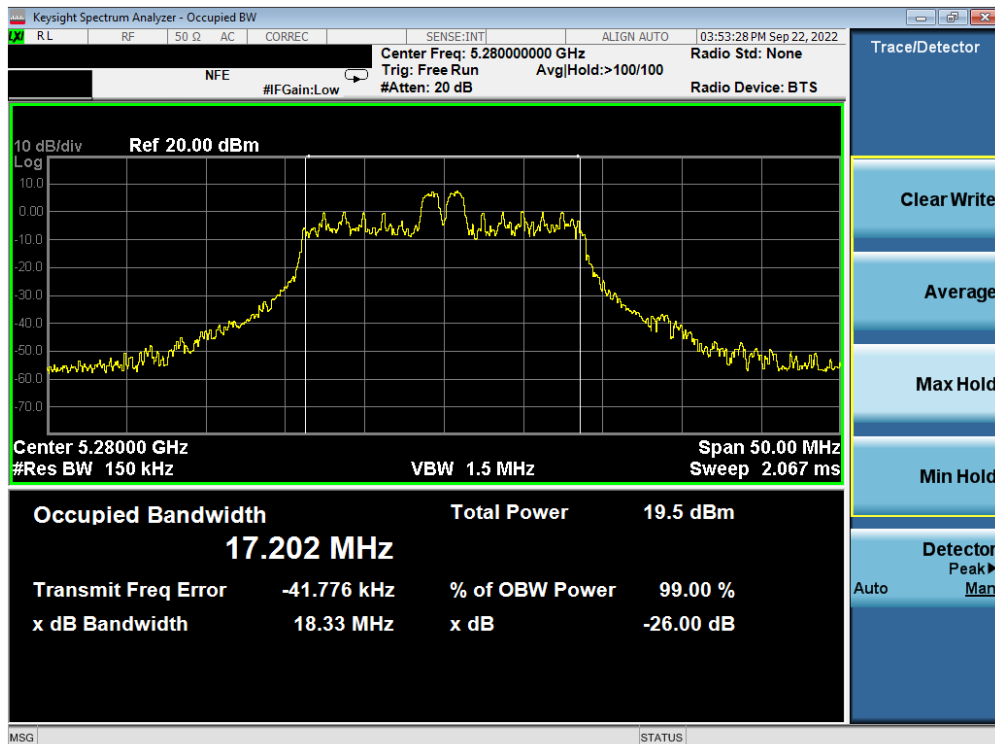


Plot 7-56. 26dB Bandwidth Plot MIMO ANT2 (160MHz BW U 802.11ax – 26 Tones (UNII Band 1/2A) – Ch. 50)

FCC ID: A3LSMS916U		MEASUREMENT REPORT (CERTIFICATION)	Approved by: Technical Manager
Test Report S/N: 1M2209010097-14.A3L	Test Dates: 09/02/2022-11/08/2022	EUT Type: Portable Handset	Page 47 of 236

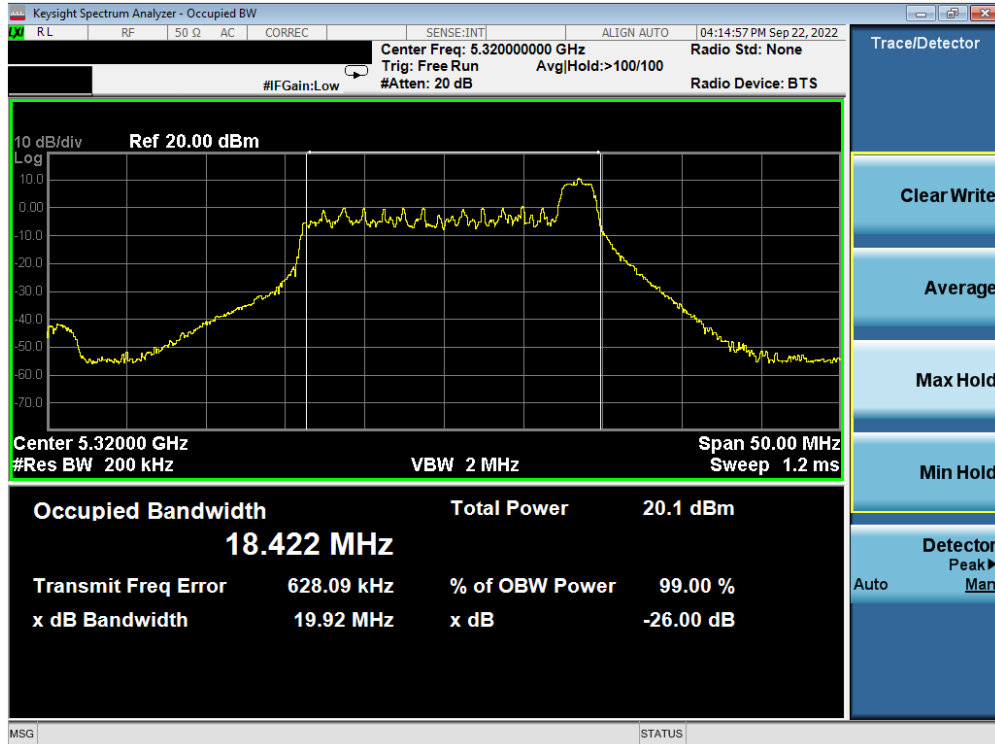


Plot 7-57. 26dB Bandwidth Plot MIMO ANT2 (20MHz BW 802.11ax – 26 Tones (UNII Band 2A) – Ch. 52)

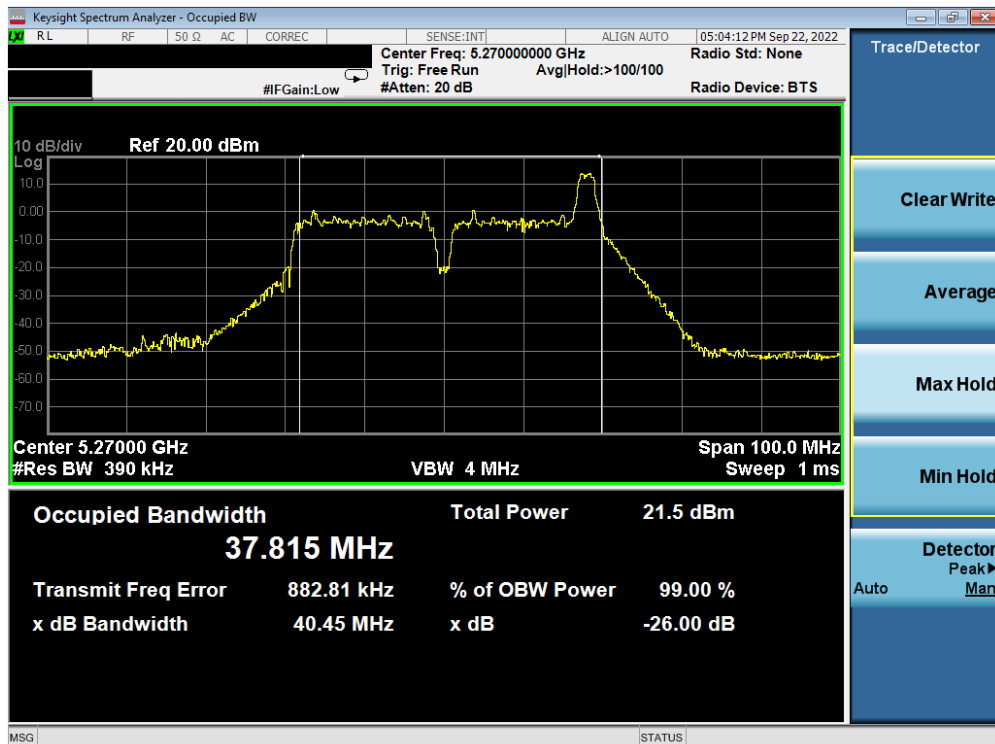


Plot 7-58. 26dB Bandwidth Plot MIMO ANT2 (20MHz BW 802.11ax – 26 Tones (UNII Band 2A) – Ch. 56)

FCC ID: A3LSMS916U		MEASUREMENT REPORT (CERTIFICATION)	Approved by: Technical Manager
Test Report S/N: 1M2209010097-14.A3L	Test Dates: 09/02/2022-11/08/2022	EUT Type: Portable Handset	Page 48 of 236

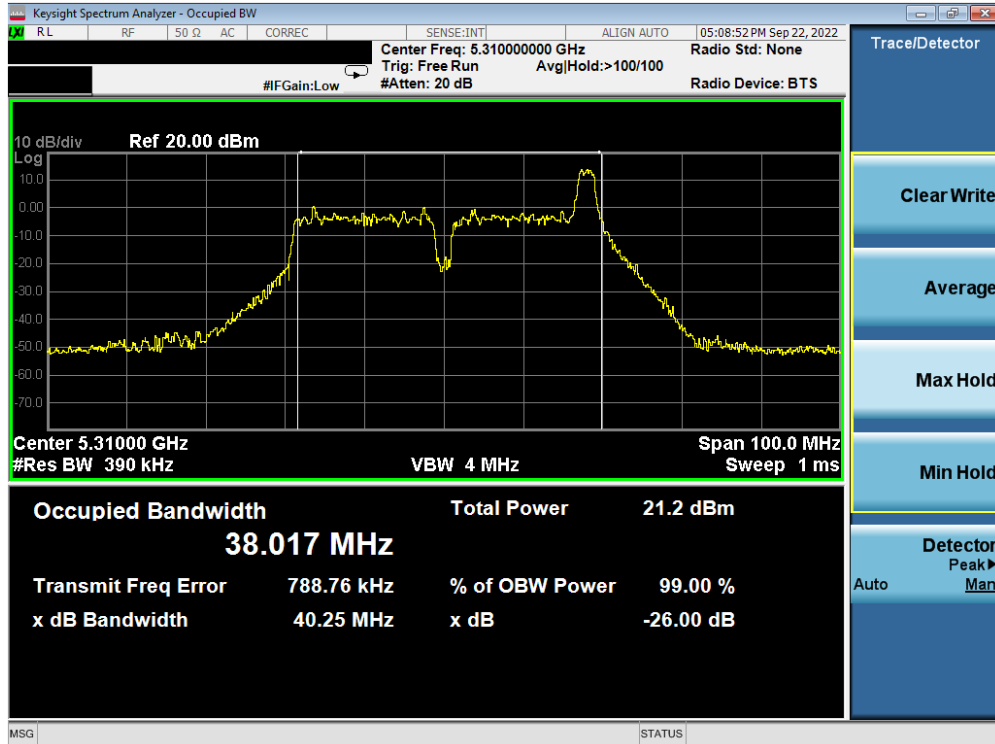


Plot 7-59. 26dB Bandwidth Plot MIMO ANT2 (20MHz BW 802.11ax – 26 Tones (UNII Band 2A) – Ch. 64)

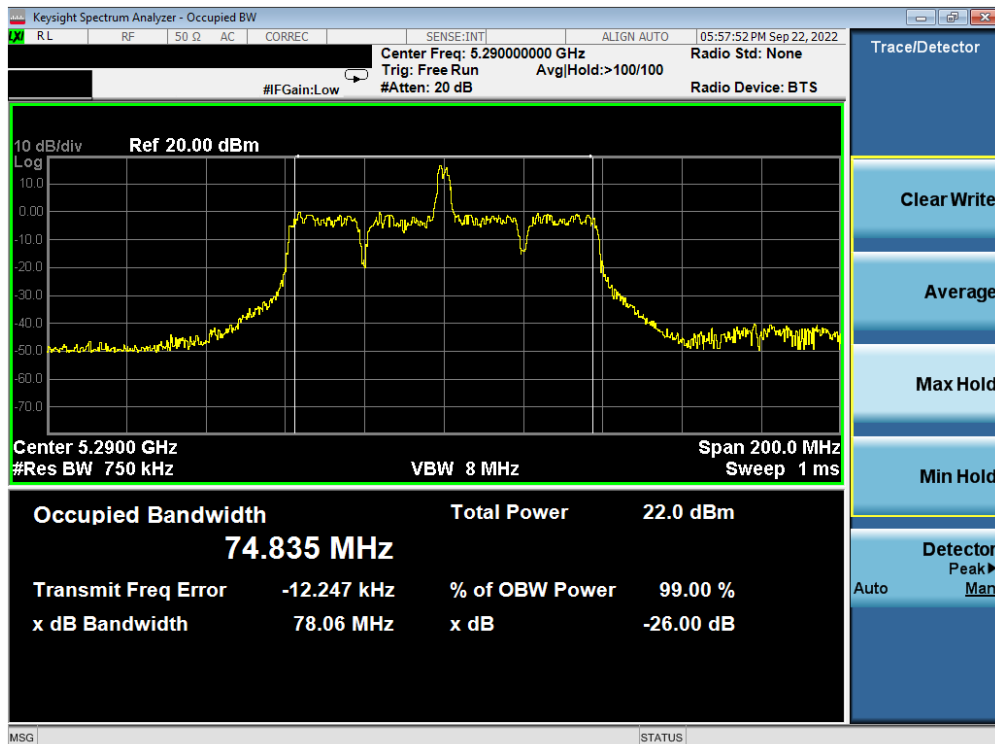


Plot 7-60. 26dB Bandwidth Plot MIMO ANT2 (40MHz BW 802.11ax – 26 Tones (UNII Band 2A) – Ch. 54)

FCC ID: A3LSMS916U		MEASUREMENT REPORT (CERTIFICATION)	Approved by: Technical Manager
Test Report S/N: 1M2209010097-14.A3L	Test Dates: 09/02/2022-11/08/2022	EUT Type: Portable Handset	Page 49 of 236

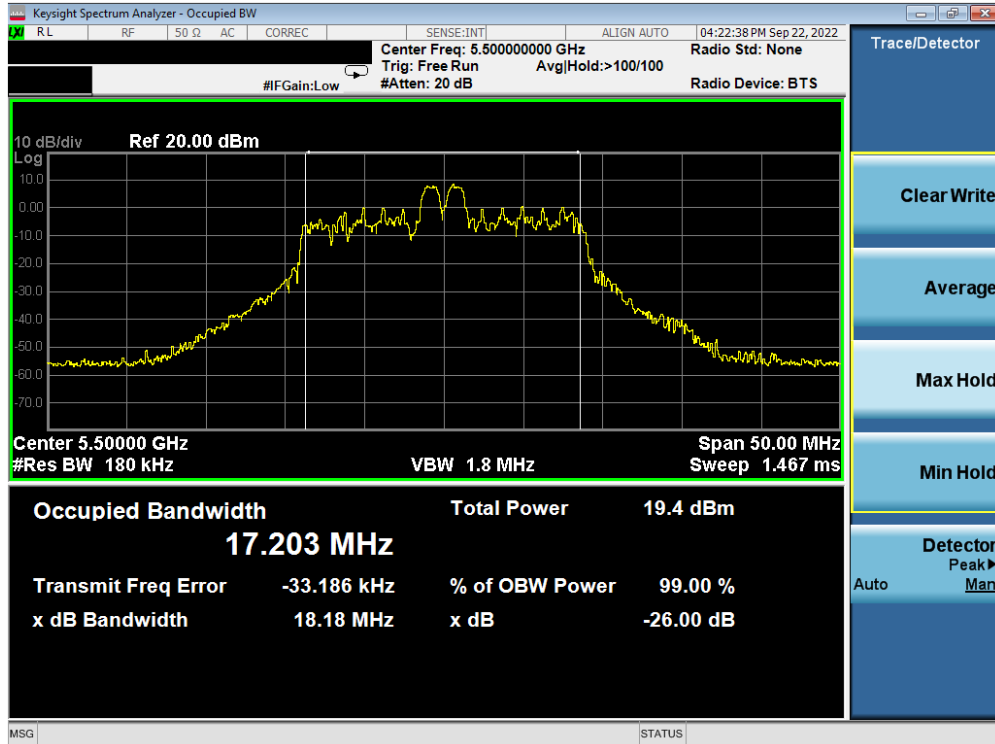


Plot 7-61. 26dB Bandwidth Plot MIMO ANT2 (40MHz BW 802.11ax – 26 Tones (UNII Band 2A) – Ch. 62)

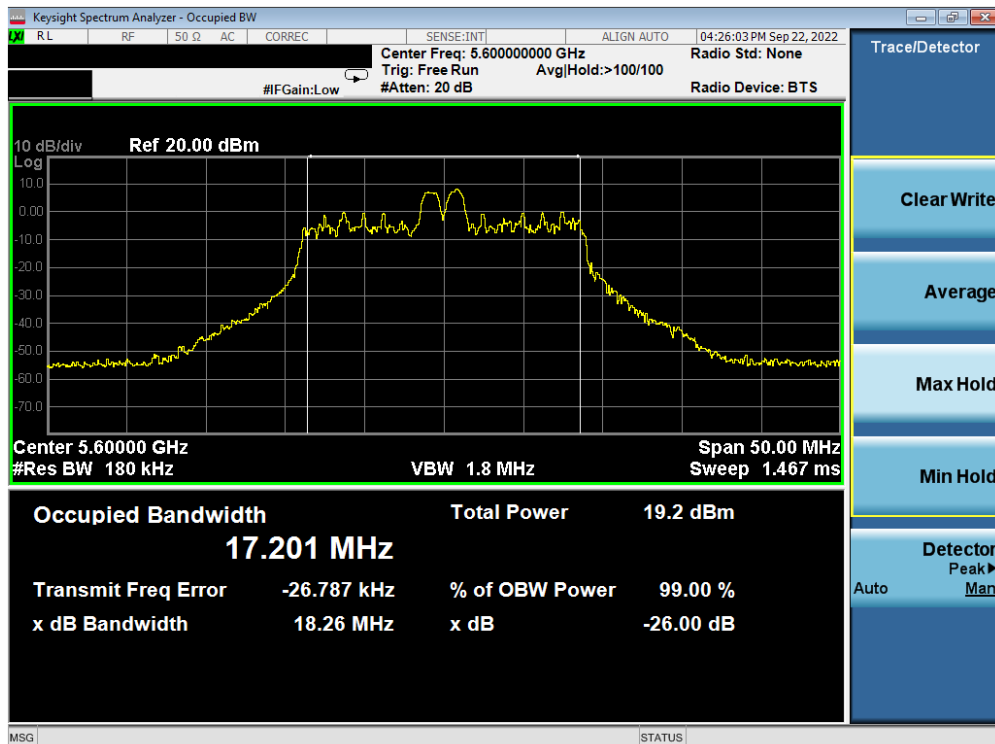


Plot 7-62. 26dB Bandwidth Plot MIMO ANT2 (80MHz BW 802.11ax – 26 Tones (UNII Band 2A) – Ch. 58)

FCC ID: A3LSMS916U		MEASUREMENT REPORT (CERTIFICATION)	Approved by: Technical Manager
Test Report S/N: 1M2209010097-14.A3L	Test Dates: 09/02/2022-11/08/2022	EUT Type: Portable Handset	Page 50 of 236

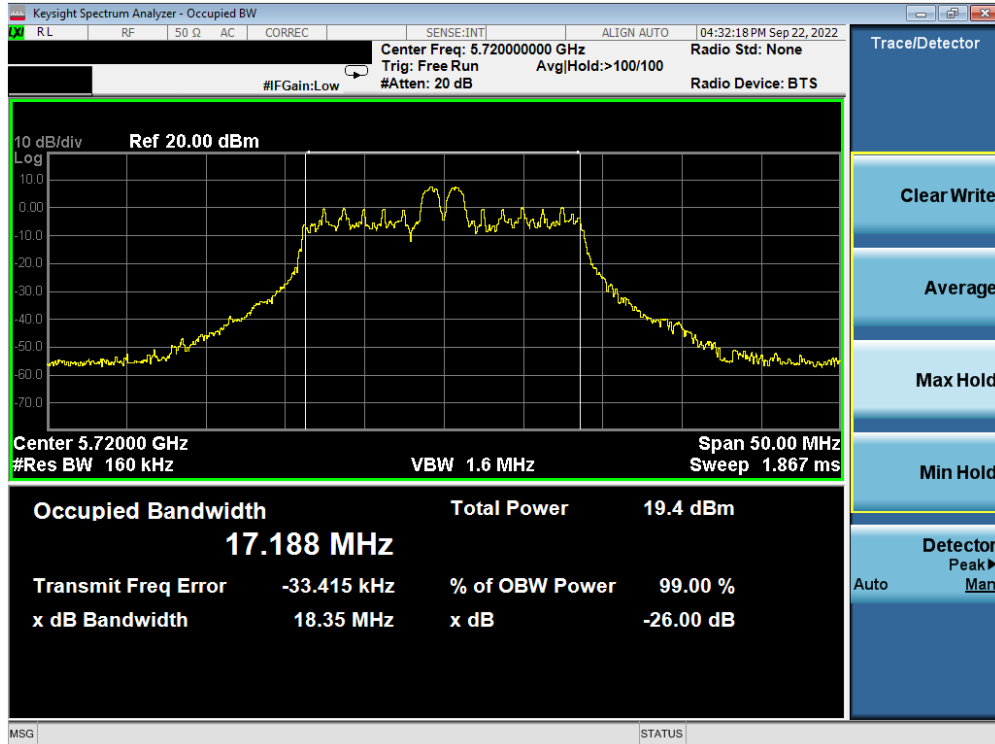


Plot 7-63. 26dB Bandwidth Plot MIMO ANT2 (20MHz BW 802.11ax – 26 Tones (UNII Band 2C) – Ch. 100)

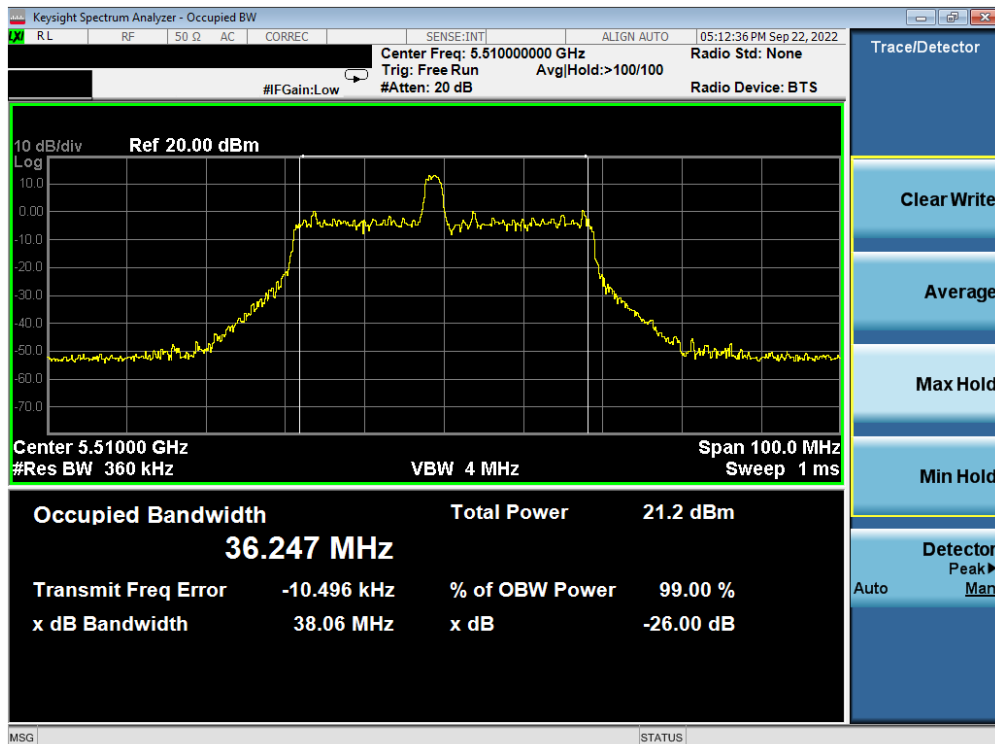


Plot 7-64. 26dB Bandwidth Plot MIMO ANT2 (20MHz BW 802.11ax – 26 Tones (UNII Band 2C) – Ch. 120)

FCC ID: A3LSMS916U		MEASUREMENT REPORT (CERTIFICATION)	Approved by: Technical Manager
Test Report S/N: 1M2209010097-14.A3L	Test Dates: 09/02/2022-11/08/2022	EUT Type: Portable Handset	Page 51 of 236

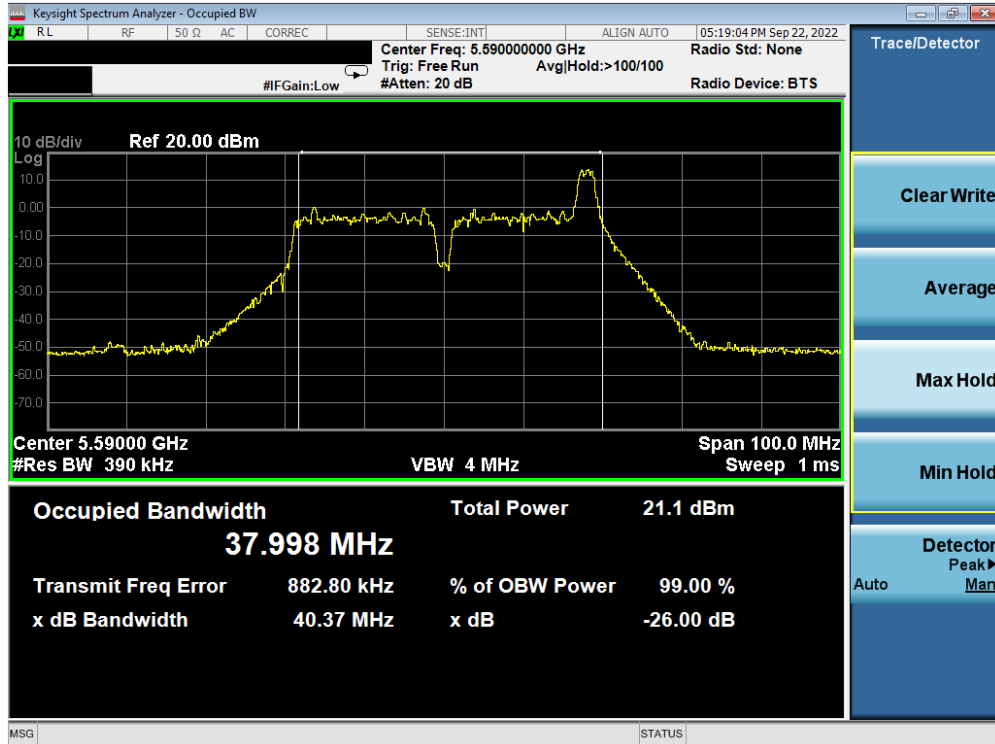


Plot 7-65. 26dB Bandwidth Plot MIMO ANT2 (20MHz BW 802.11ax – 26 Tones (UNII Band 2C) – Ch. 144)

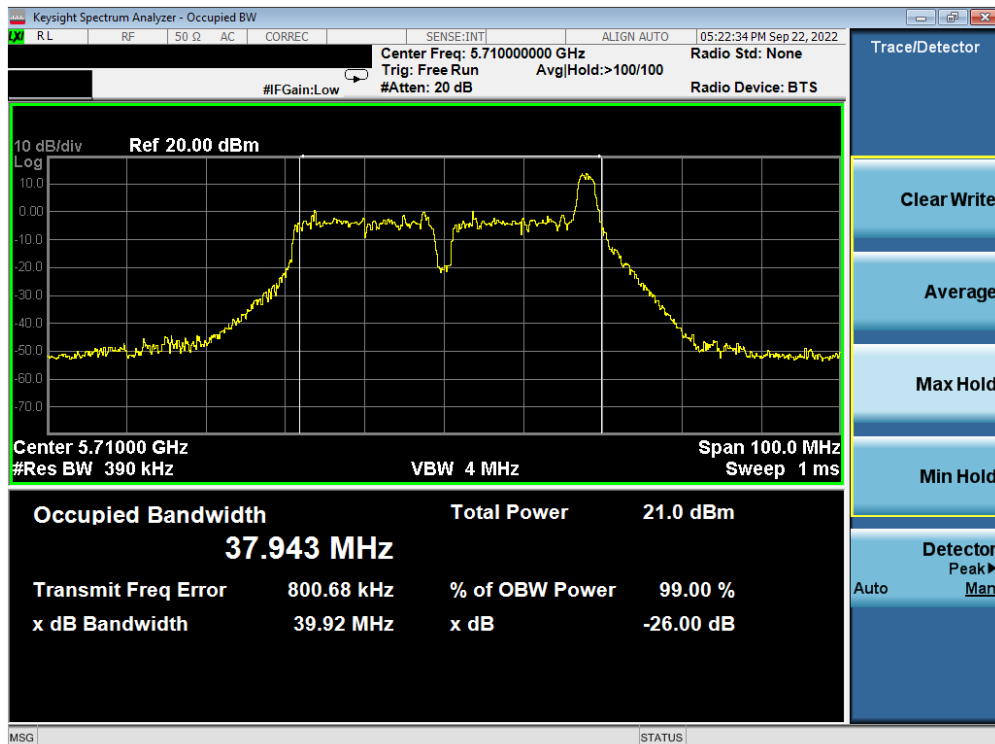


Plot 7-66. 26dB Bandwidth Plot MIMO ANT2 (40MHz BW 802.11ax – 26 Tones (UNII Band 2C) – Ch. 102)

FCC ID: A3LSMS916U		MEASUREMENT REPORT (CERTIFICATION)	Approved by: Technical Manager
Test Report S/N: 1M2209010097-14.A3L	Test Dates: 09/02/2022-11/08/2022	EUT Type: Portable Handset	Page 52 of 236

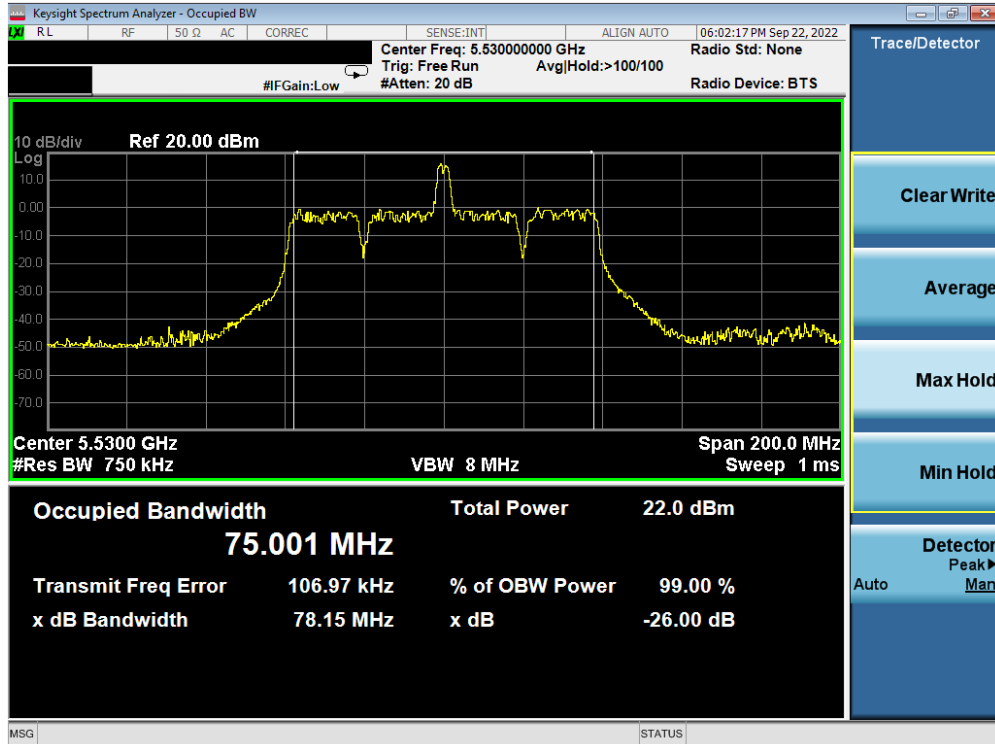


Plot 7-67. 26dB Bandwidth Plot MIMO ANT2 (40MHz BW 802.11ax – 26 Tones (UNII Band 2C) – Ch. 118)

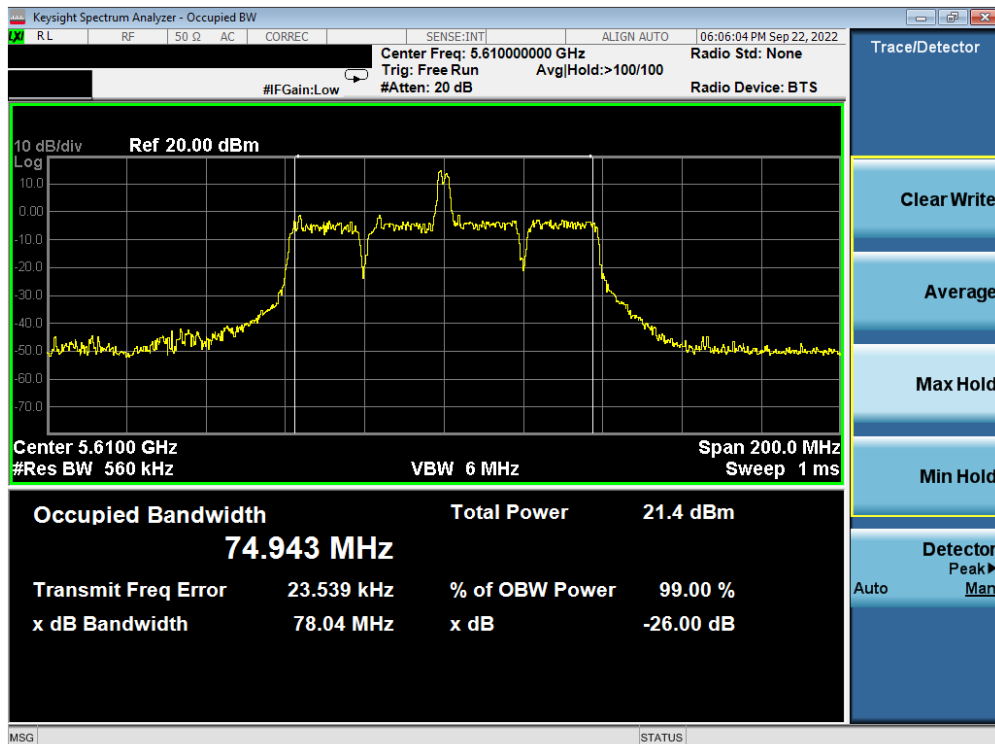


Plot 7-68. 26dB Bandwidth Plot MIMO ANT2 (40MHz BW 802.11ax – 26 Tones (UNII Band 2C) – Ch. 142)

FCC ID: A3LSMS916U		MEASUREMENT REPORT (CERTIFICATION)	Approved by: Technical Manager
Test Report S/N: 1M2209010097-14.A3L	Test Dates: 09/02/2022-11/08/2022	EUT Type: Portable Handset	Page 53 of 236

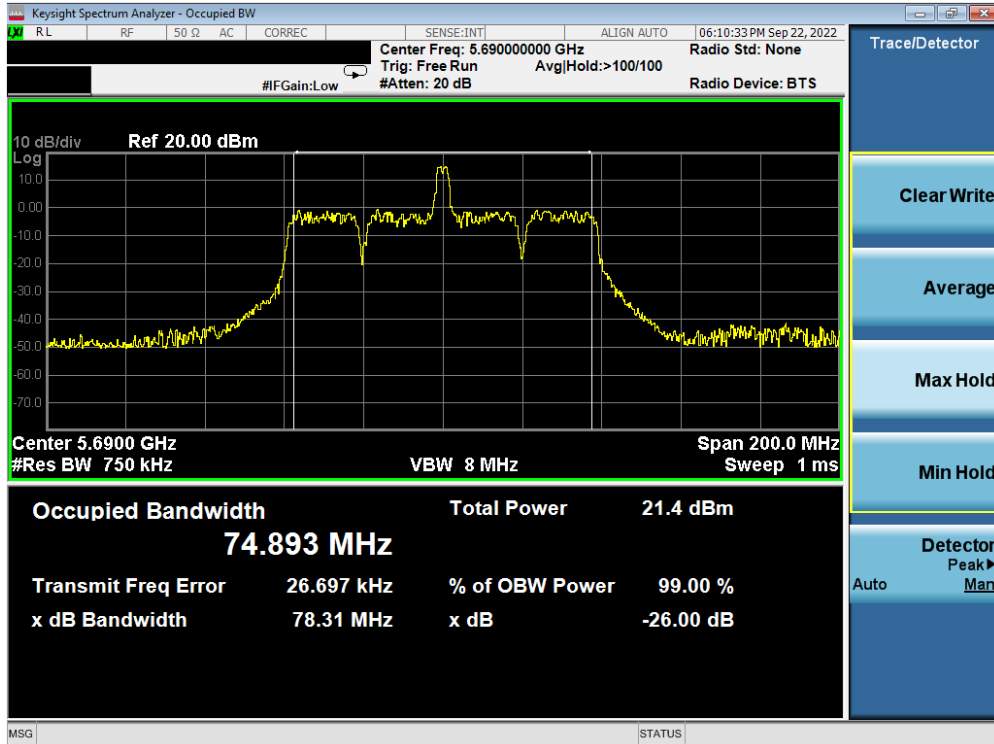


Plot 7-69. 26dB Bandwidth Plot MIMO ANT2 (80MHz BW 802.11ax – 26 Tones (UNII Band 2C) – Ch. 106)

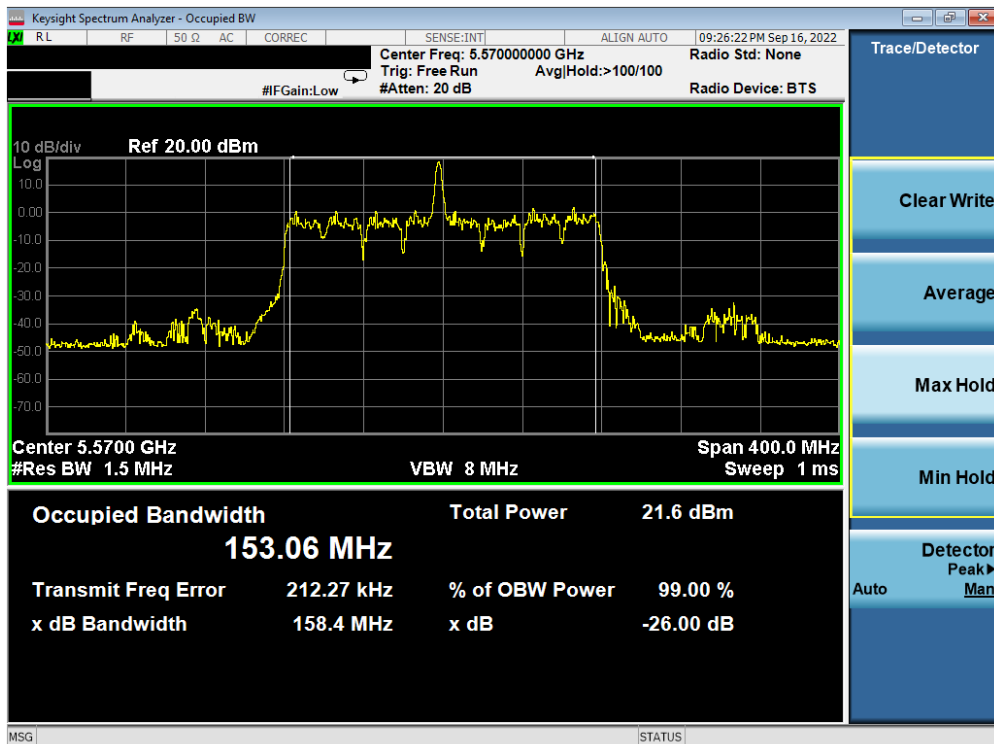


Plot 7-70. 26dB Bandwidth Plot MIMO ANT2 (80MHz BW 802.11ax – 26 Tones (UNII Band 2C) – Ch. 122)

FCC ID: A3LSMS916U	MEASUREMENT REPORT (CERTIFICATION)		Approved by: Technical Manager
Test Report S/N: 1M2209010097-14.A3L	Test Dates: 09/02/2022-11/08/2022	EUT Type: Portable Handset	Page 54 of 236

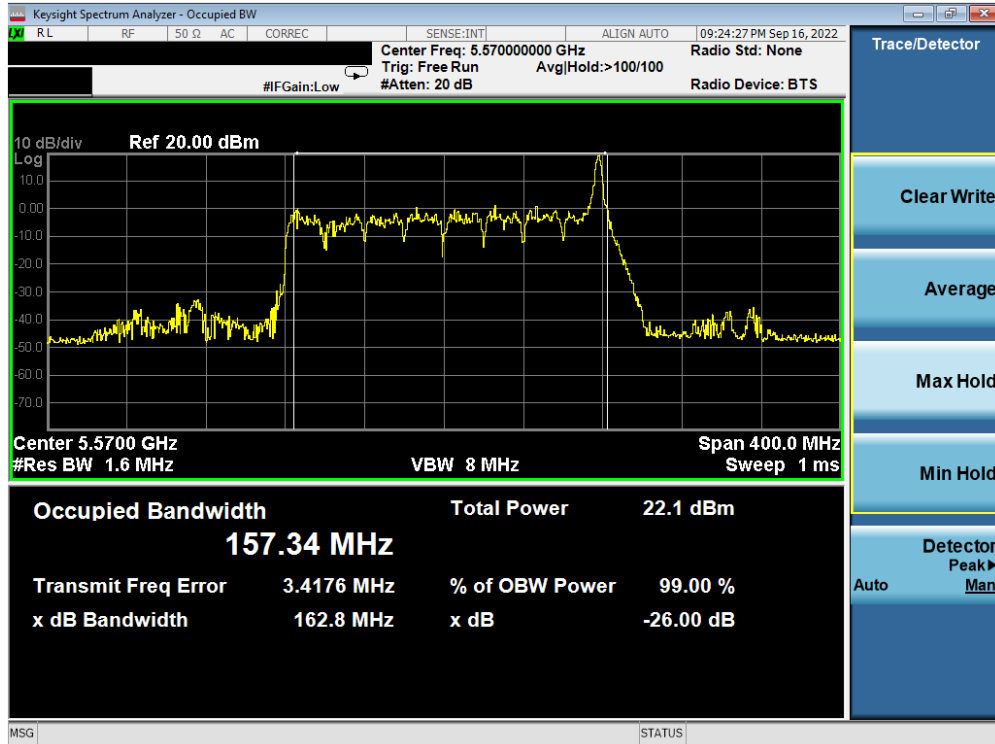


Plot 7-71. 26dB Bandwidth Plot MIMO ANT2 (80MHz BW 802.11ax – 26 Tones (UNII Band 2C) – Ch. 138)



Plot 7-72. 26dB Bandwidth Plot MIMO ANT2 (160MHz BW L 802.11ax – 26 Tones (UNII Band 2C) – Ch. 114)

FCC ID: A3LSMS916U		MEASUREMENT REPORT (CERTIFICATION)	Approved by: Technical Manager
Test Report S/N: 1M2209010097-14.A3L	Test Dates: 09/02/2022-11/08/2022	EUT Type: Portable Handset	Page 55 of 236



Plot 7-73. 26dB Bandwidth Plot MIMO ANT2 (160MHz BW U 802.11ax – 26 Tones (UNII Band 2C) – Ch. 114)

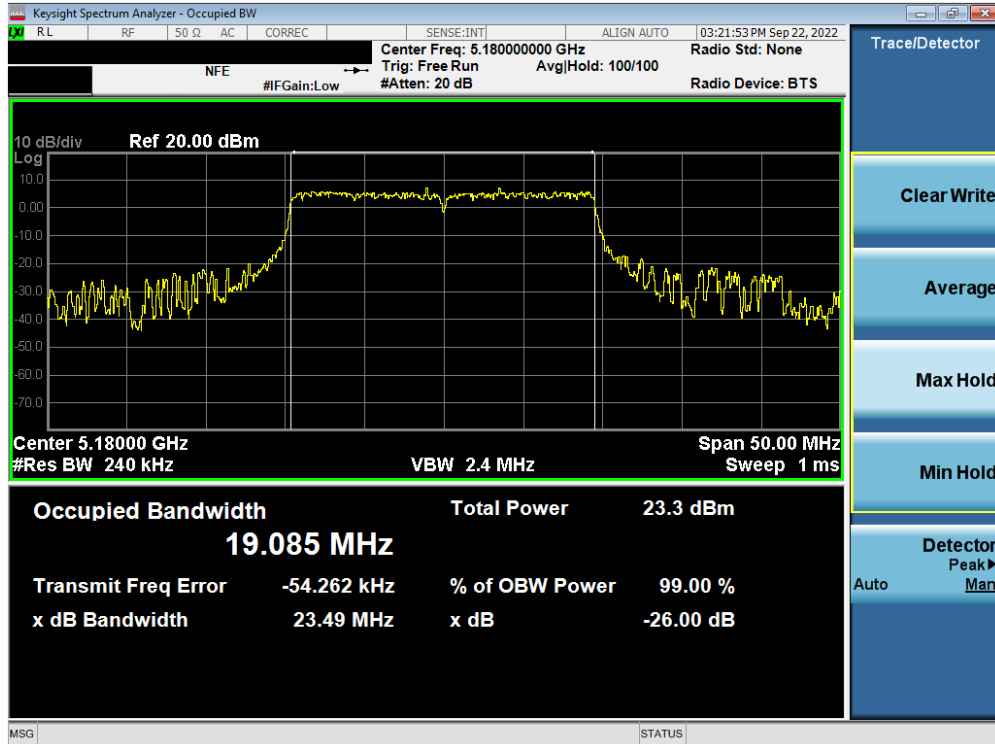
FCC ID: A3LSMS916U		MEASUREMENT REPORT (CERTIFICATION)	Approved by: Technical Manager
Test Report S/N: 1M2209010097-14.A3L	Test Dates: 09/02/2022-11/08/2022	EUT Type: Portable Handset	Page 56 of 236

MIMO Antenna-2 26dB Bandwidth Measurements (Full Tones)

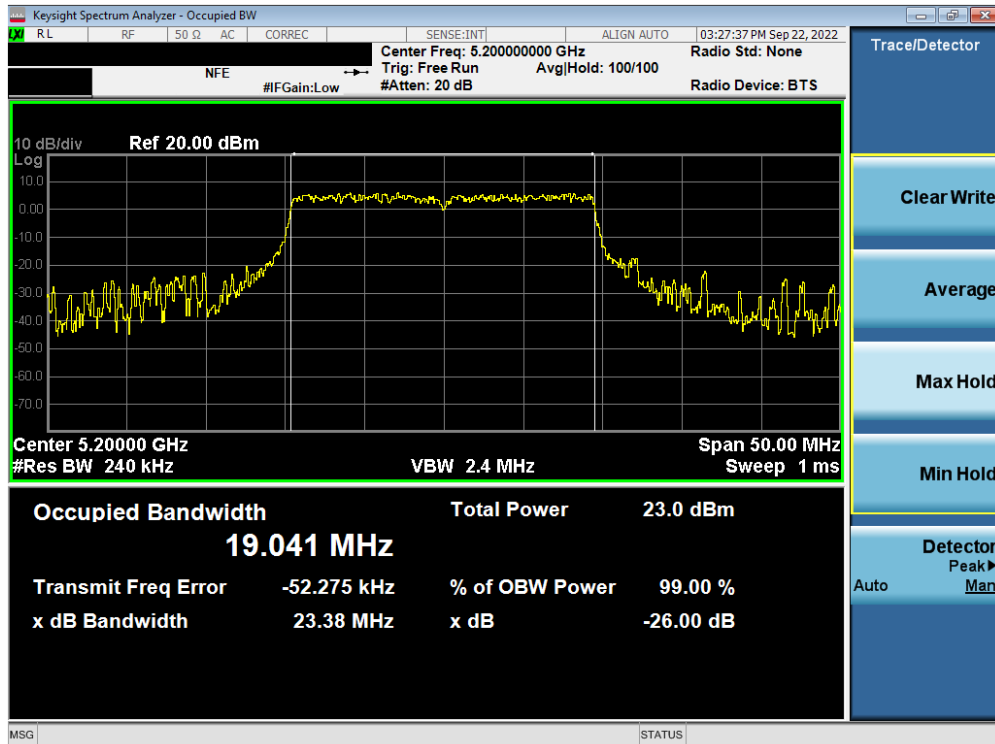
	Frequency [MHz]	Channel No.	802.11 Mode	Tones	Data Rate [Mbps]	Measured 26dB Bandwidth [MHz]
Band 1	5180	36	ax (20MHz)	242T	MCS0	23.49
	5200	40	ax (20MHz)	242T	MCS0	23.38
	5240	48	ax (20MHz)	242T	MCS0	23.20
	5190	38	ax (40MHz)	484T	MCS0	47.93
	5230	46	ax (40MHz)	484T	MCS0	45.79
	5210	42	ax (80MHz)	996T	MCS0	87.07
Band 1/2A	5250	50	ax (160MHz)	996T	MCS0	163.40
Band 2A	5260	52	ax (20MHz)	242T	MCS0	28.57
	5280	56	ax (20MHz)	242T	MCS0	28.43
	5320	64	ax (20MHz)	242T	MCS0	28.48
	5270	54	ax (40MHz)	484T	MCS0	47.18
	5310	62	ax (40MHz)	484T	MCS0	50.45
	5290	58	ax (80MHz)	996T	MCS0	89.52
Band 2C	5500	100	ax (20MHz)	242T	MCS0	23.25
	5600	120	ax (20MHz)	242T	MCS0	27.50
	5720	144	ax (20MHz)	242T	MCS0	23.36
	5510	102	ax (40MHz)	484T	MCS0	45.03
	5590	118	ax (40MHz)	484T	MCS0	44.74
	5710	142	ax (40MHz)	484T	MCS0	45.10
	5530	106	ax (80MHz)	996T	MCS0	86.66
	5610	122	ax (80MHz)	996T	MCS0	87.90
	5690	138	ax (80MHz)	996T	MCS0	90.30
	5570	114	ax (160MHz)	996T	MCS0	164.60

Table 7-5. Conducted Bandwidth Measurements MIMO ANT2 (Full Tones)

FCC ID: A3LSMS916U		MEASUREMENT REPORT (CERTIFICATION)		Approved by: Technical Manager
Test Report S/N: 1M2209010097-14.A3L	Test Dates: 09/02/2022-11/08/2022	EUT Type: Portable Handset		Page 57 of 236

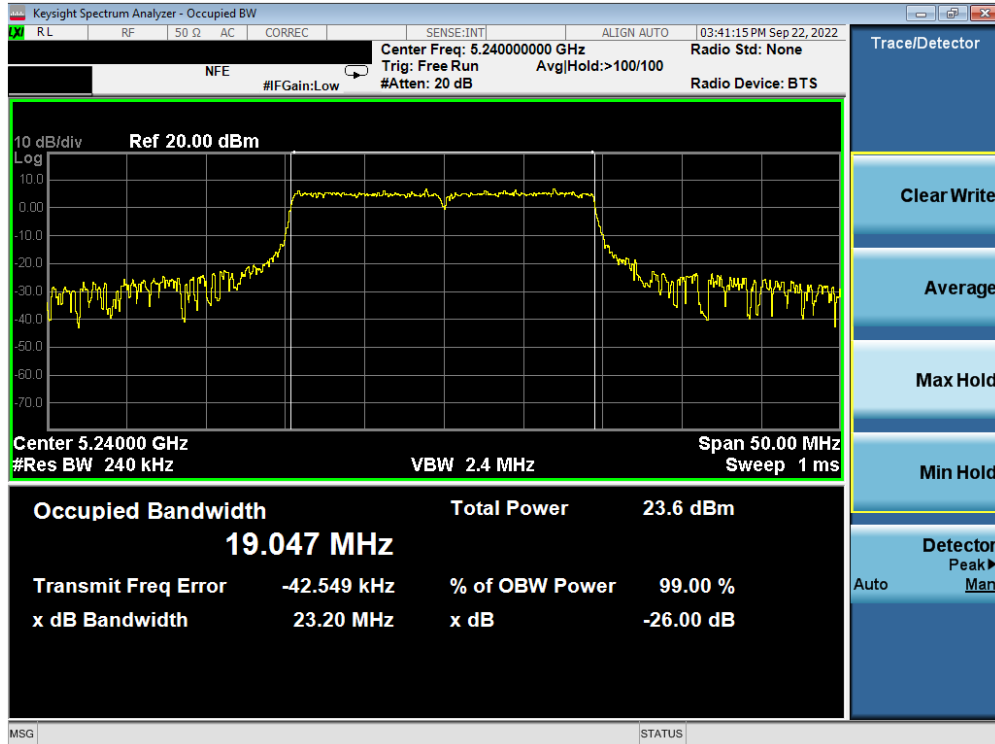


Plot 7-74. 26dB Bandwidth Plot MIMO ANT2 (20MHz BW 802.11ax – 242 Tones (UNII Band 1) – Ch. 36)

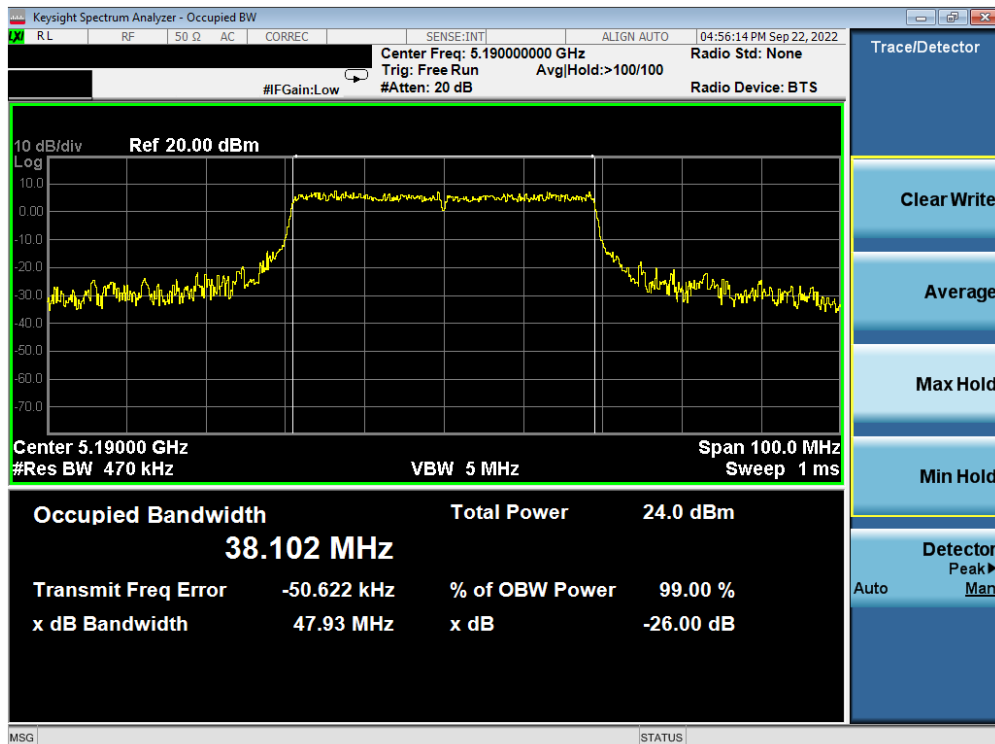


Plot 7-75. 26dB Bandwidth Plot MIMO ANT2 (20MHz BW 802.11ax – 242 Tones (UNII Band 1) – Ch. 40)

FCC ID: A3LSMS916U		MEASUREMENT REPORT (CERTIFICATION)	Approved by: Technical Manager
Test Report S/N: 1M2209010097-14.A3L	Test Dates: 09/02/2022-11/08/2022	EUT Type: Portable Handset	Page 58 of 236

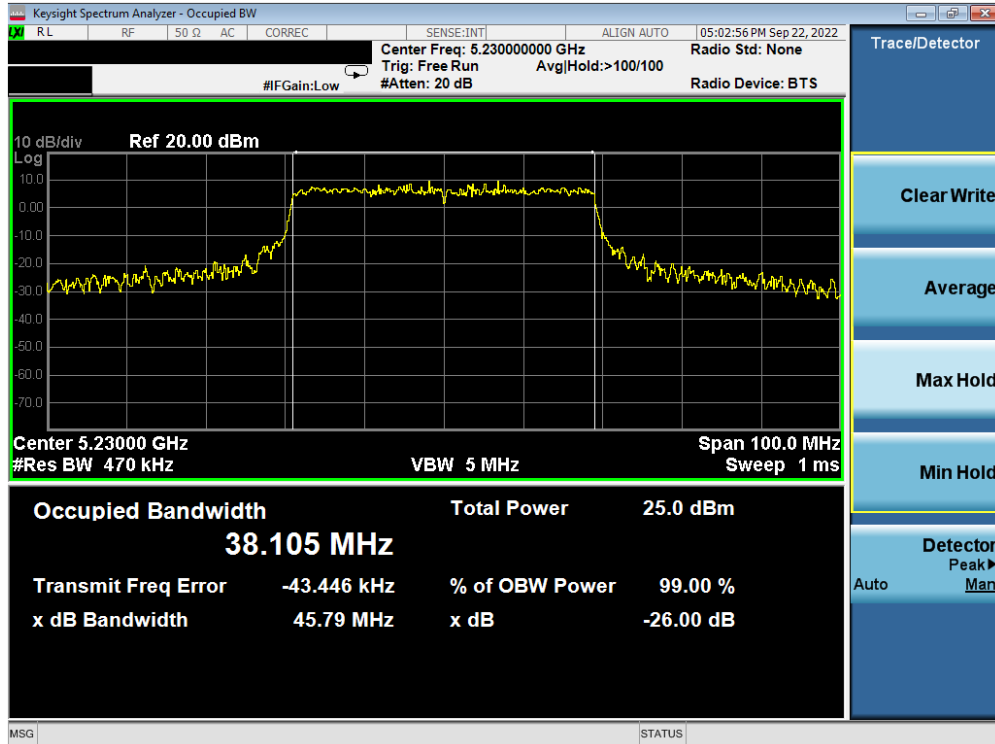


Plot 7-76. 26dB Bandwidth Plot MIMO ANT2 (20MHz BW 802.11ax – 242 Tones (UNII Band 1) – Ch. 48)

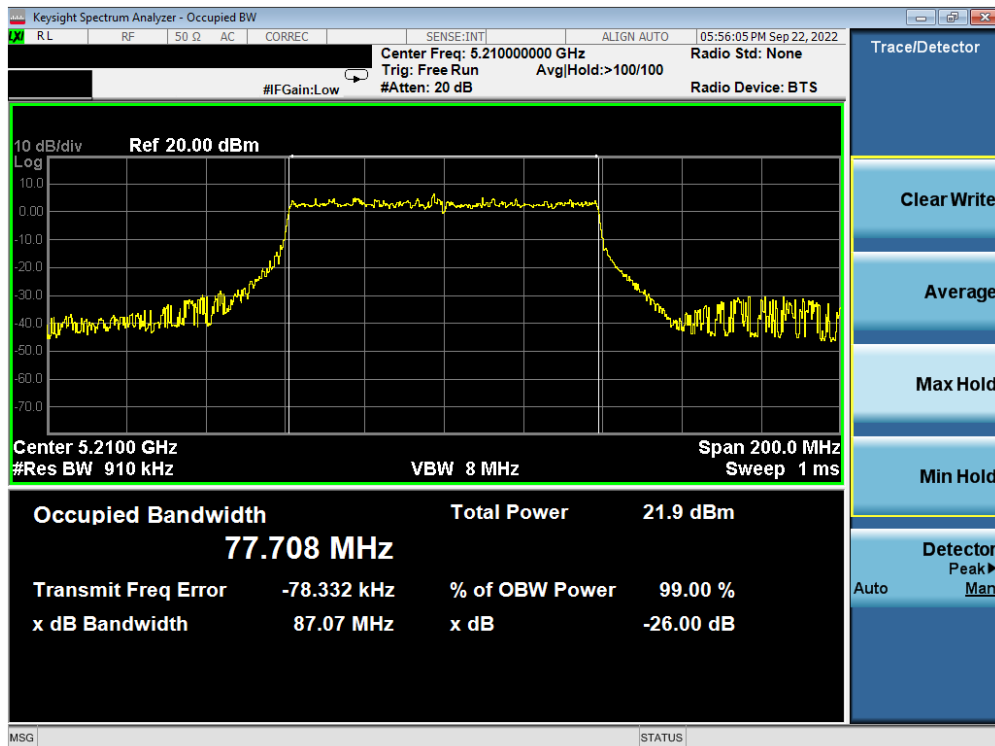


Plot 7-77. 26dB Bandwidth Plot MIMO ANT2 (40MHz BW 802.11ax – 484 Tones (UNII Band 1) – Ch. 38)

FCC ID: A3LSMS916U		MEASUREMENT REPORT (CERTIFICATION)	Approved by: Technical Manager
Test Report S/N: 1M2209010097-14.A3L	Test Dates: 09/02/2022-11/08/2022	EUT Type: Portable Handset	Page 59 of 236

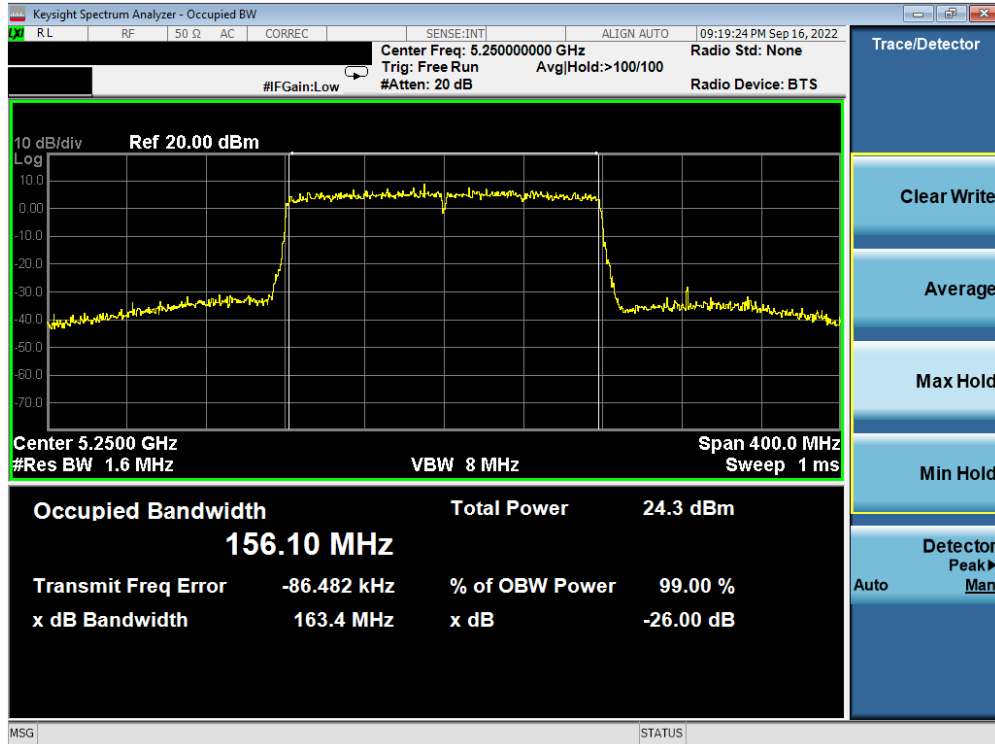


Plot 7-78. 26dB Bandwidth Plot MIMO ANT2 (40MHz BW 802.11ax – 484 Tones (UNII Band 1) – Ch. 46)

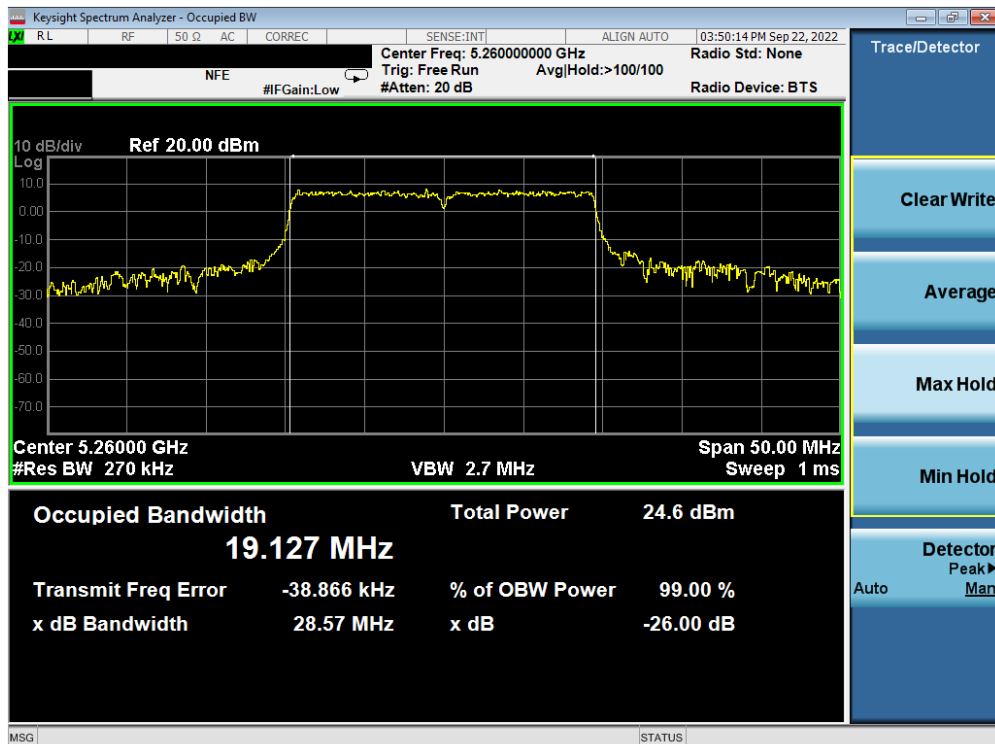


Plot 7-79. 26dB Bandwidth Plot MIMO ANT2 (80MHz BW 802.11ax – 996 Tones (UNII Band 1) – Ch. 42)

FCC ID: A3LSMS916U		MEASUREMENT REPORT (CERTIFICATION)	Approved by: Technical Manager
Test Report S/N: 1M2209010097-14.A3L	Test Dates: 09/02/2022-11/08/2022	EUT Type: Portable Handset	Page 60 of 236

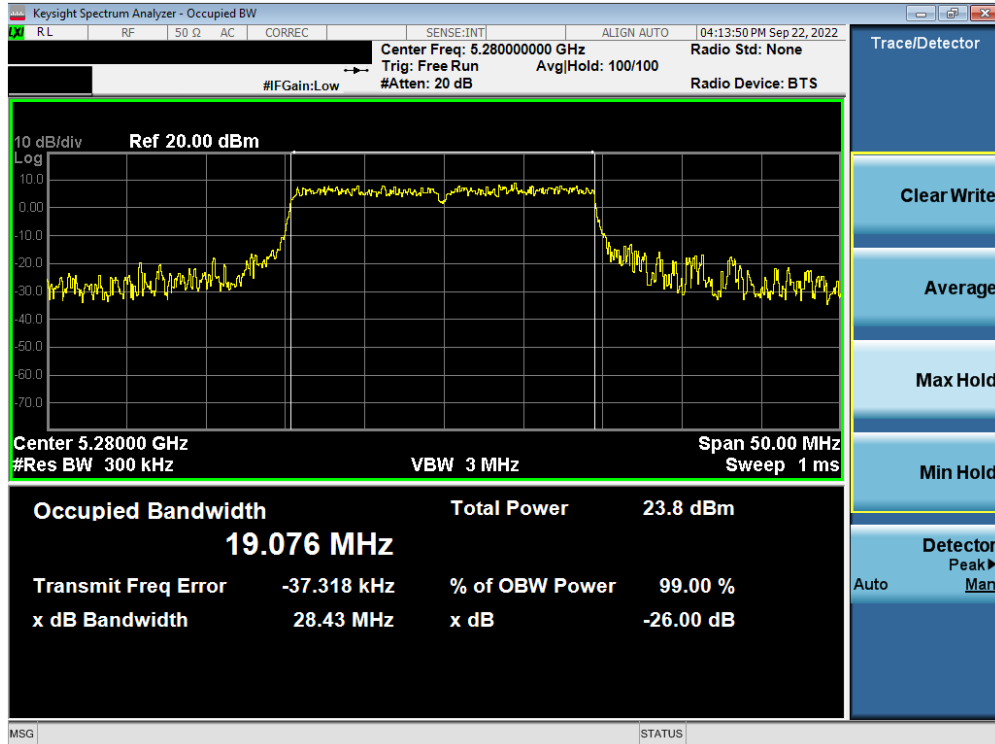


Plot 7-80. 26dB Bandwidth Plot MIMO ANT2 (160MHz BW 802.11ax – 996 Tones (UNII Band 1) – Ch. 50)

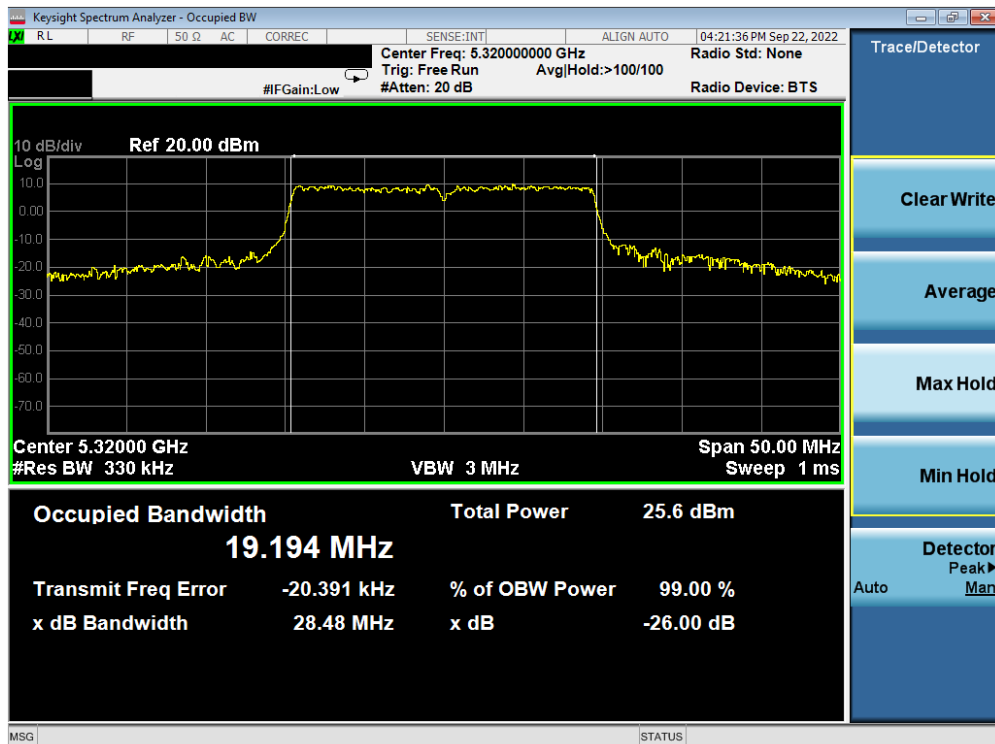


Plot 7-81. 26dB Bandwidth Plot MIMO ANT2 (20MHz BW 802.11ax – 242 Tones (UNII Band 2A) – Ch. 52)

FCC ID: A3LSMS916U		MEASUREMENT REPORT (CERTIFICATION)	Approved by: Technical Manager
Test Report S/N: 1M2209010097-14.A3L	Test Dates: 09/02/2022-11/08/2022	EUT Type: Portable Handset	Page 61 of 236

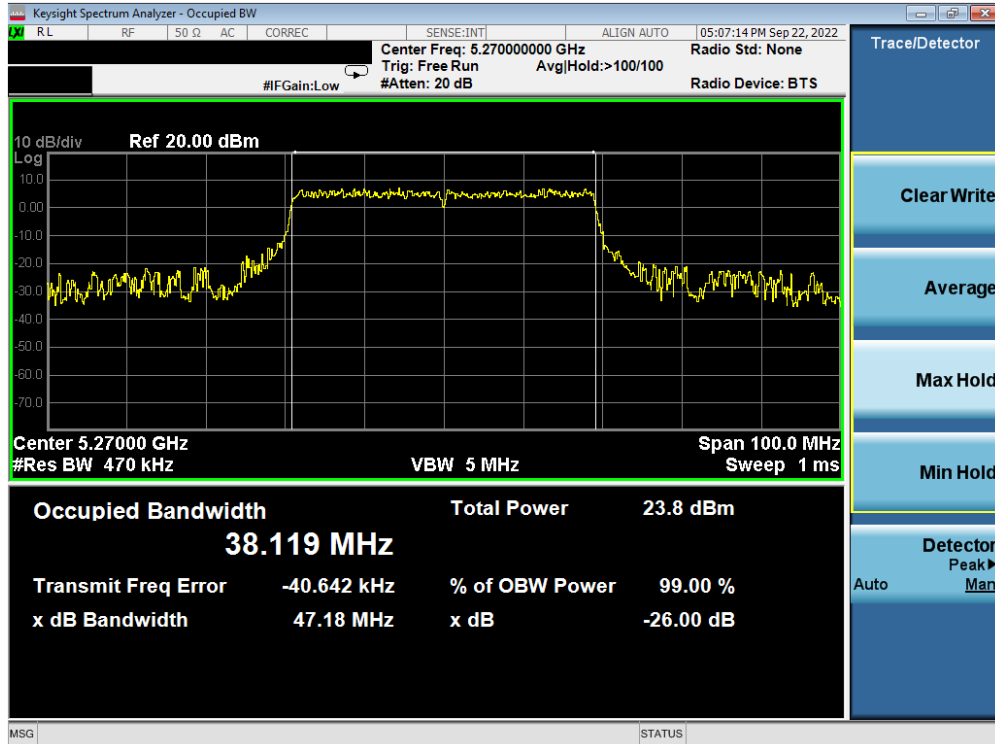


Plot 7-82. 26dB Bandwidth Plot MIMO ANT2 (20MHz BW 802.11ax – 242 Tones (UNII Band 2A) – Ch. 56)

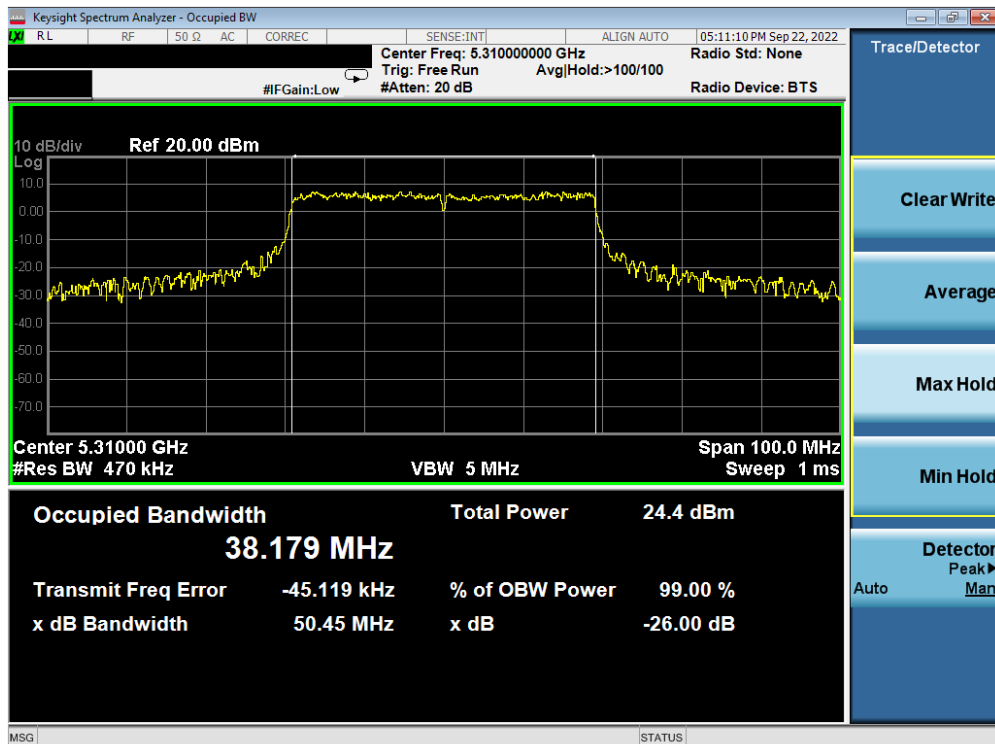


Plot 7-83. 26dB Bandwidth Plot MIMO ANT2 (20MHz BW 802.11ax – 242 Tones (UNII Band 2A) – Ch. 64)

FCC ID: A3LSMS916U		MEASUREMENT REPORT (CERTIFICATION)	Approved by: Technical Manager
Test Report S/N: 1M2209010097-14.A3L	Test Dates: 09/02/2022-11/08/2022	EUT Type: Portable Handset	Page 62 of 236

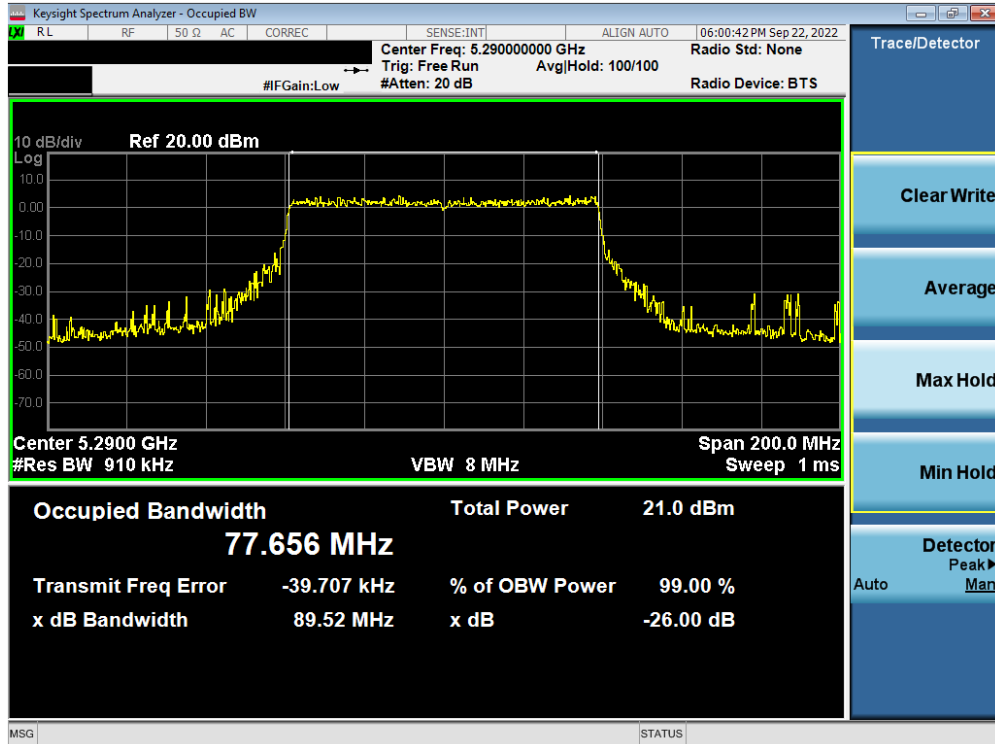


Plot 7-84. 26dB Bandwidth Plot MIMO ANT2 (40MHz BW 802.11ax – 484 Tones (UNII Band 2A) – Ch. 54)

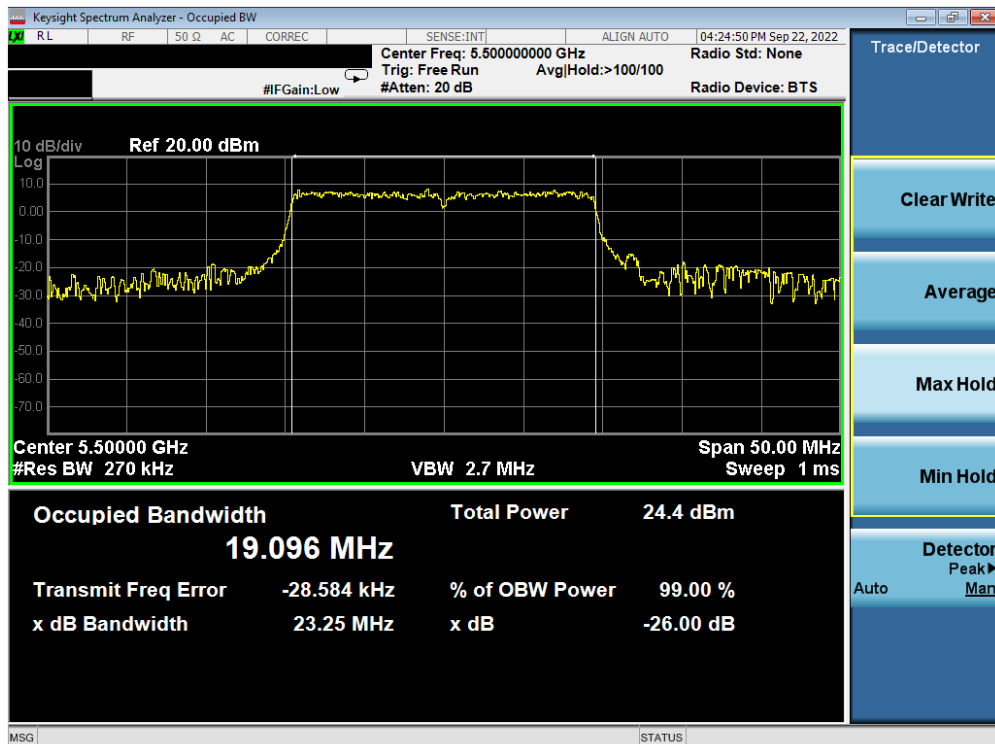


Plot 7-85. 26dB Bandwidth Plot MIMO ANT2 (40MHz BW 802.11ax – 484 Tones (UNII Band 2A) – Ch. 62)

FCC ID: A3LSMS916U		MEASUREMENT REPORT (CERTIFICATION)	Approved by: Technical Manager
Test Report S/N: 1M2209010097-14.A3L	Test Dates: 09/02/2022-11/08/2022	EUT Type: Portable Handset	Page 63 of 236

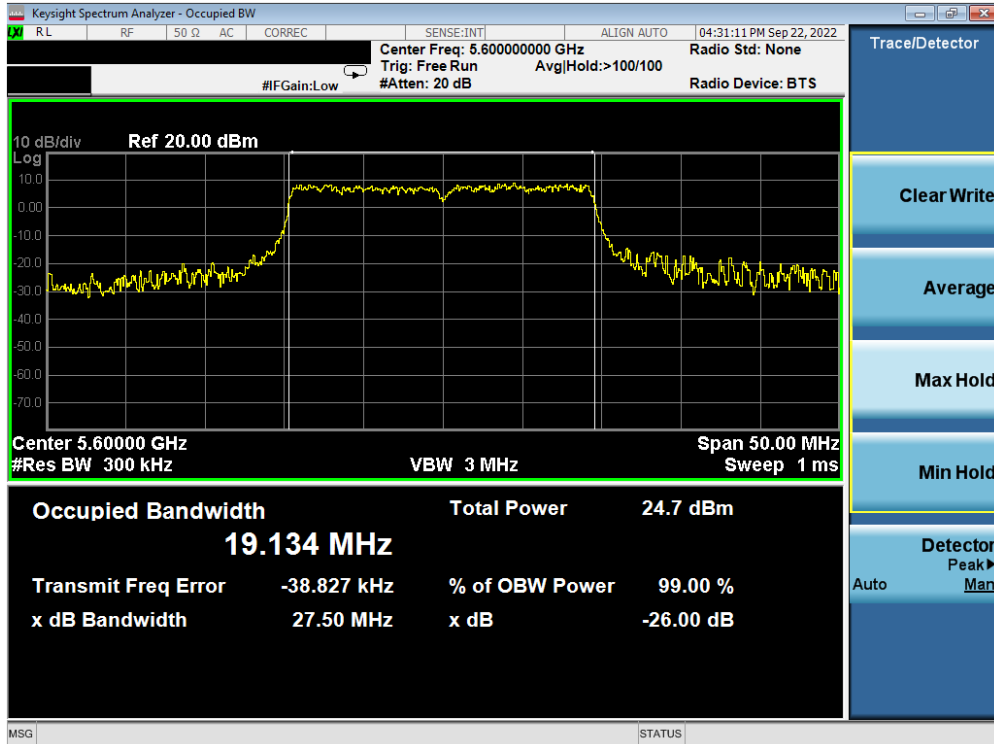


Plot 7-86. 26dB Bandwidth Plot MIMO ANT2 (80MHz BW 802.11ax – 996 Tones (UNII Band 2A) – Ch. 58)

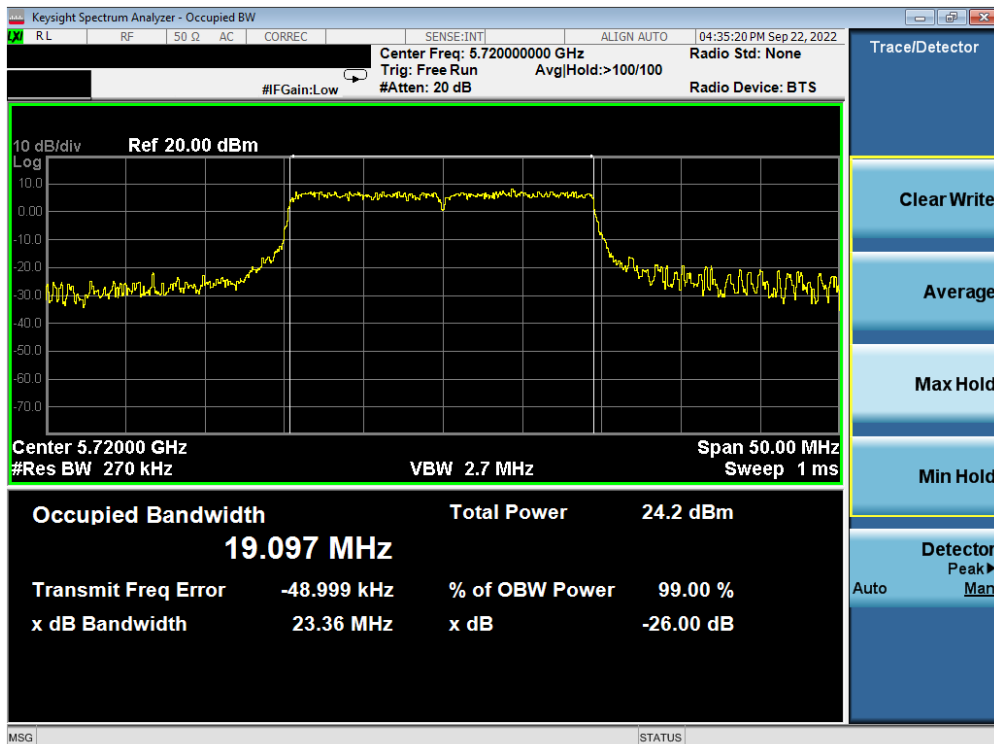


Plot 7-87. 26dB Bandwidth Plot MIMO ANT2 (20MHz BW 802.11ax – 242 Tones (UNII Band 2C) – Ch. 100)

FCC ID: A3LSMS916U		MEASUREMENT REPORT (CERTIFICATION)	Approved by: Technical Manager
Test Report S/N: 1M2209010097-14.A3L	Test Dates: 09/02/2022-11/08/2022	EUT Type: Portable Handset	Page 64 of 236

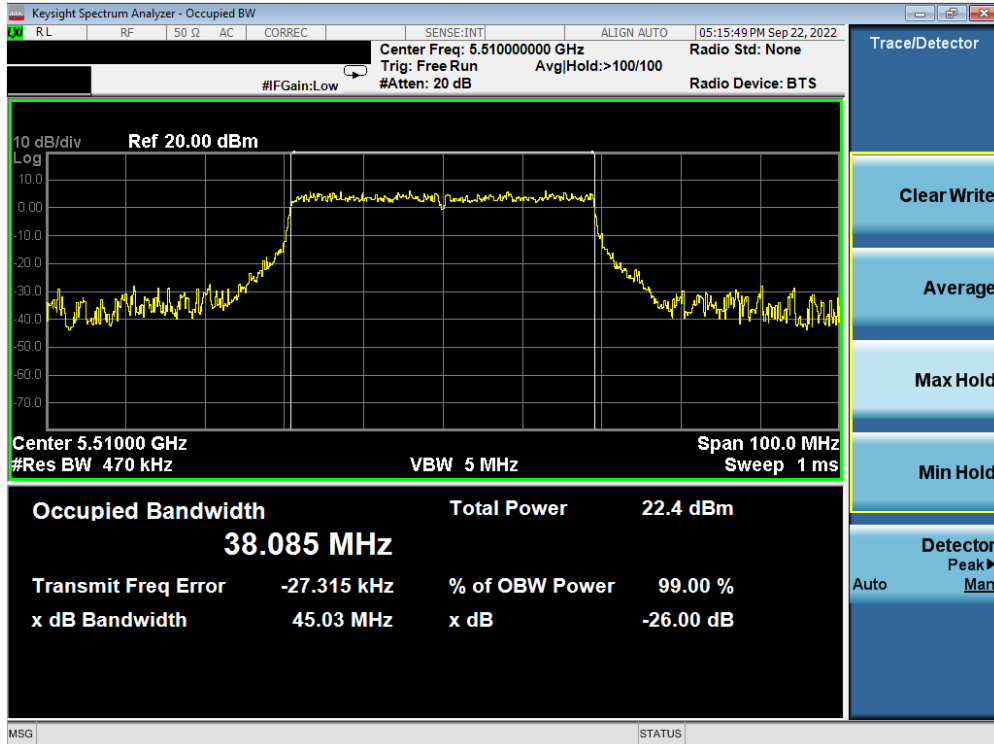


Plot 7-88. 26dB Bandwidth Plot MIMO ANT2 (20MHz BW 802.11ax – 242 Tones (UNII Band 2C) – Ch. 120)

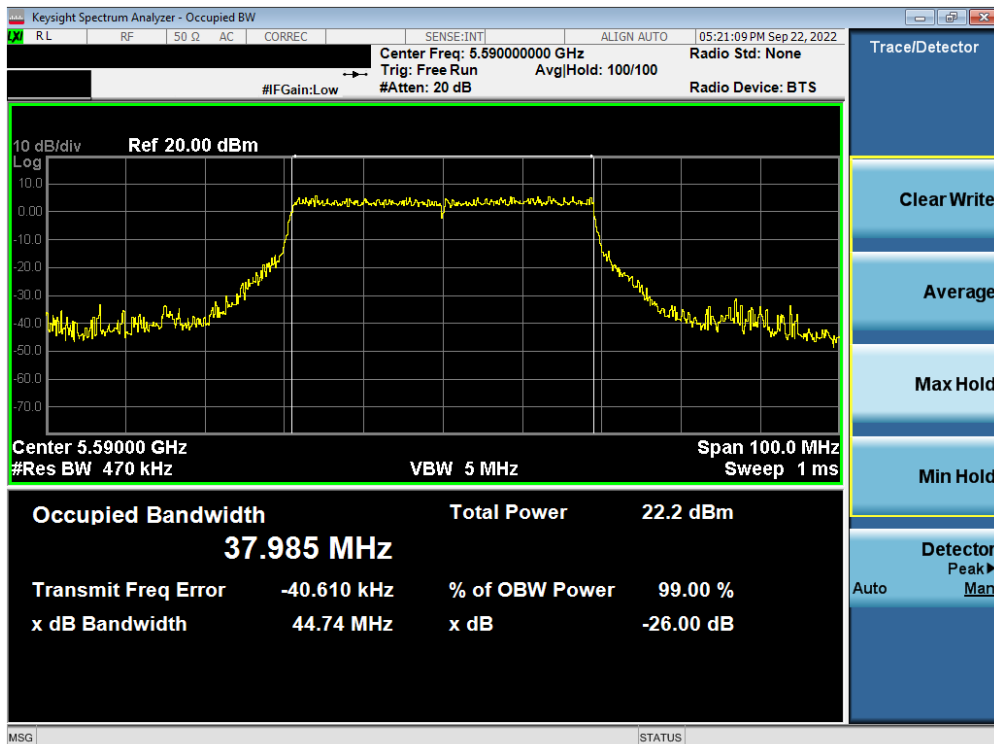


Plot 7-89. 26dB Bandwidth Plot MIMO ANT2 (20MHz BW 802.11ax – 242 Tones (UNII Band 2C) – Ch. 144)

FCC ID: A3LSMS916U		MEASUREMENT REPORT (CERTIFICATION)	Approved by: Technical Manager
Test Report S/N: 1M2209010097-14.A3L	Test Dates: 09/02/2022-11/08/2022	EUT Type: Portable Handset	Page 65 of 236

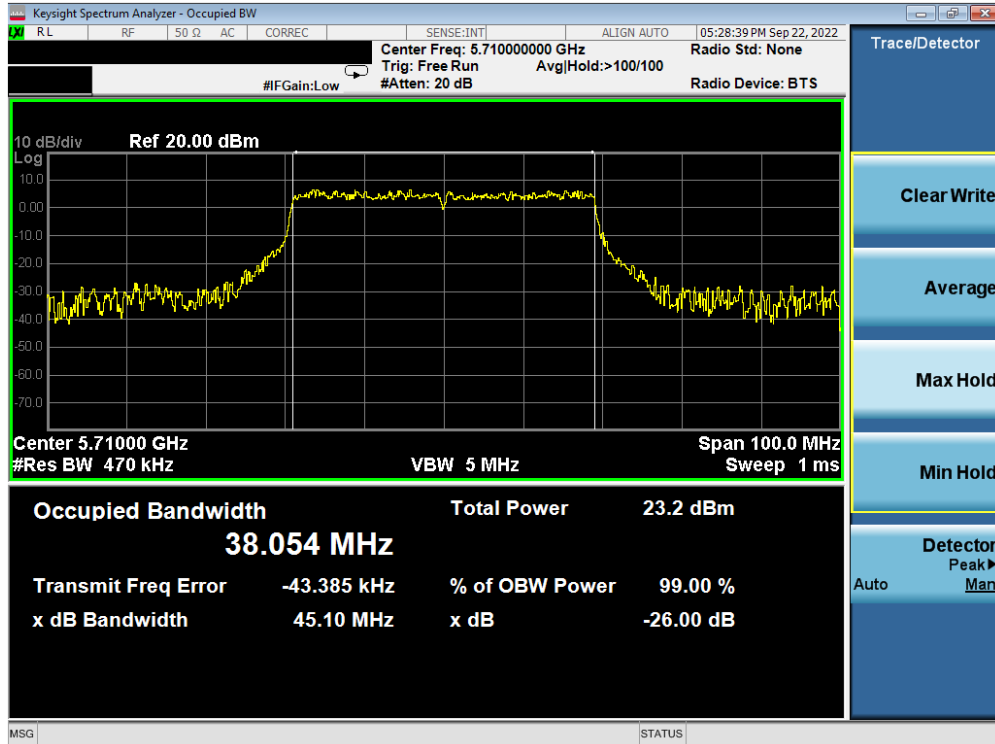


Plot 7-90. 26dB Bandwidth Plot MIMO ANT2 (40MHz BW 802.11ax – 484 Tones (UNII Band 2C) – Ch. 102)

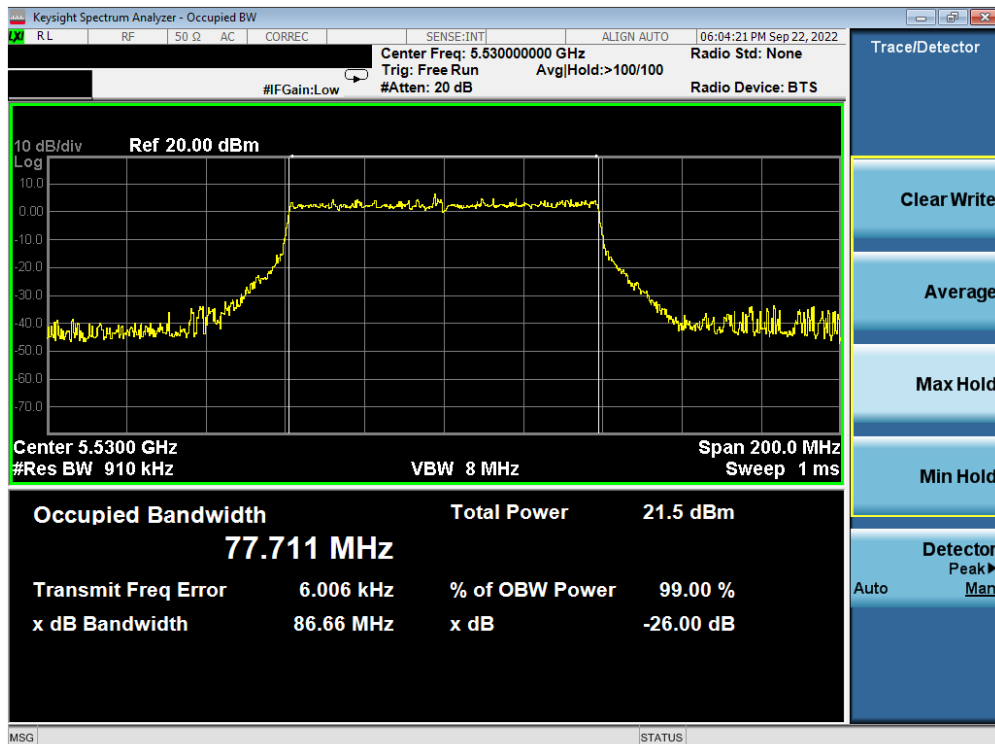


Plot 7-91. 26dB Bandwidth Plot MIMO ANT2 (40MHz BW 802.11ax – 484 Tones (UNII Band 2C) – Ch. 118)

FCC ID: A3LSMS916U		MEASUREMENT REPORT (CERTIFICATION)	Approved by: Technical Manager
Test Report S/N: 1M2209010097-14.A3L	Test Dates: 09/02/2022-11/08/2022	EUT Type: Portable Handset	Page 66 of 236

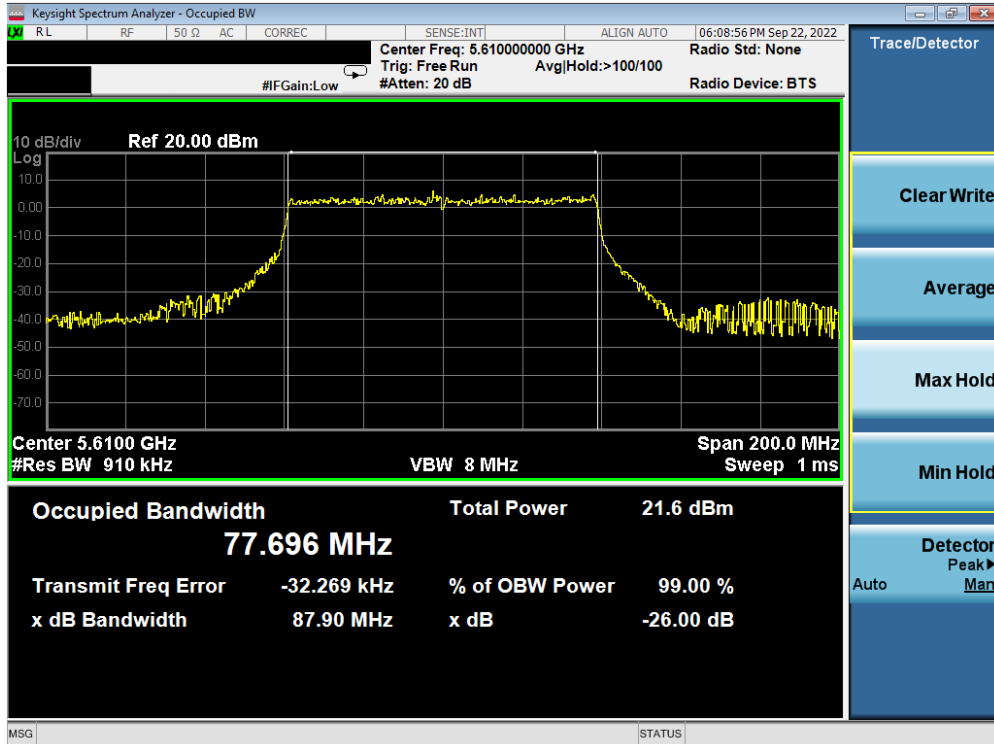


Plot 7-92. 26dB Bandwidth Plot MIMO ANT2 (40MHz BW 802.11ax – 484 Tones (UNII Band 2C) – Ch. 142)

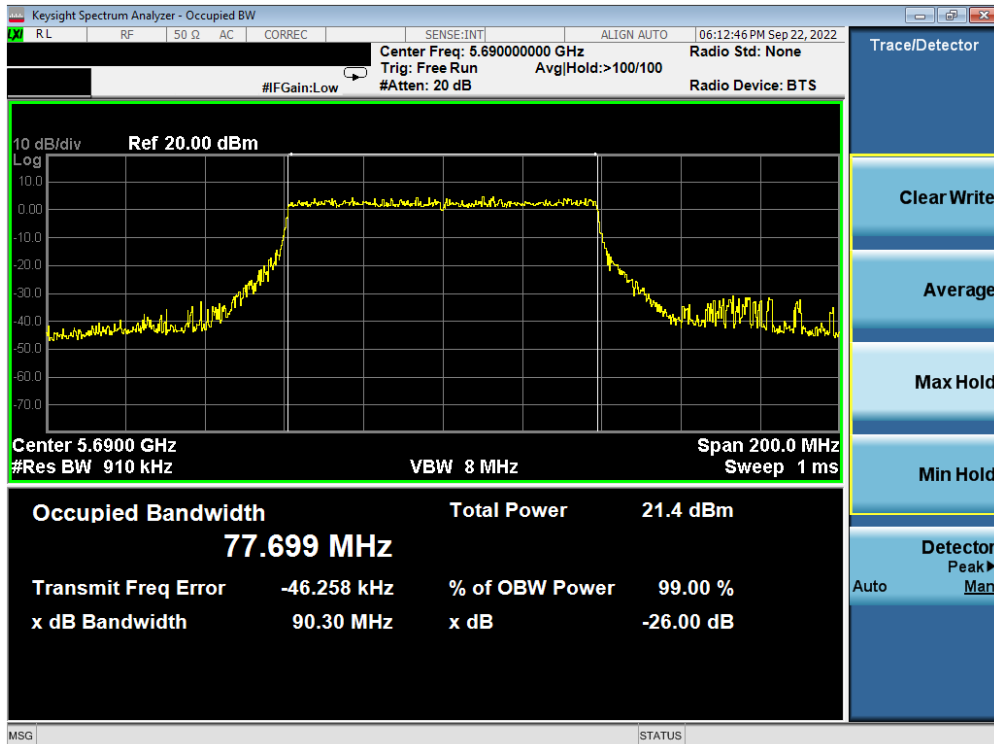


Plot 7-93. 26dB Bandwidth Plot MIMO ANT2 (80MHz BW 802.11ax – 996 Tones (UNII Band 2C) – Ch. 106)

FCC ID: A3LSMS916U		MEASUREMENT REPORT (CERTIFICATION)	Approved by: Technical Manager
Test Report S/N: 1M2209010097-14.A3L	Test Dates: 09/02/2022-11/08/2022	EUT Type: Portable Handset	Page 67 of 236

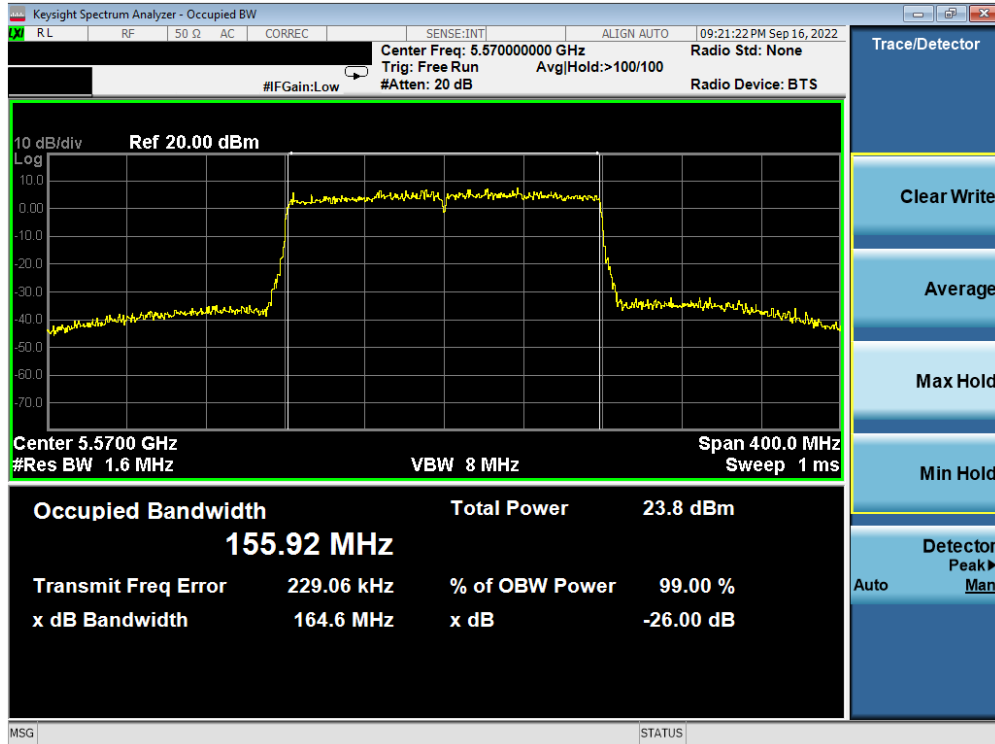


Plot 7-94. 26dB Bandwidth Plot MIMO ANT2 (80MHz BW 802.11ax – 996 Tones (UNII Band 2C) – Ch. 122)



Plot 7-95. 26dB Bandwidth Plot MIMO ANT2 (80MHz BW 802.11ax – 996 Tones (UNII Band 2C) – Ch. 138)

FCC ID: A3LSMS916U	MEASUREMENT REPORT (CERTIFICATION)		Approved by: Technical Manager
Test Report S/N: 1M2209010097-14.A3L	Test Dates: 09/02/2022-11/08/2022	EUT Type: Portable Handset	Page 68 of 236



Plot 7-96. 26dB Bandwidth Plot MIMO ANT2 (160MHz BW 802.11ax – 996 Tones (UNII Band 2C) – Ch. 114)

FCC ID: A3LSMS916U		MEASUREMENT REPORT (CERTIFICATION)	Approved by: Technical Manager
Test Report S/N: 1M2209010097-14.A3L	Test Dates: 09/02/2022-11/08/2022	EUT Type: Portable Handset	Page 69 of 236

7.3 6dB Bandwidth Measurement – 802.11ax OFDMA §15.407 (e); RSS-Gen [6.7]

Test Overview and Limit

The bandwidth at 6dB down from the highest in-band spectral density is measured with a spectrum analyzer connected to the antenna terminal while the EUT is operating at its maximum duty cycle, at its maximum power control level, as defined in ANSI C63.10-2013 and KDB 789033 D02 v02r01, and at the appropriate frequencies. The spectrum analyzer’s bandwidth measurement function is configured to measure the 6dB bandwidth.

In the 5.725 – 5.850GHz and 5.850 – 5.895GHz bands, the 6dB bandwidth must be \geq 500 kHz.

Test Procedure Used

ANSI C63.10-2013 – Section 6.9.2
KDB 789033 D02 v02r01 – Section C

Test Settings

1. The signal analyzers’ automatic bandwidth measurement capability was used to perform the 6dB bandwidth measurement. The “X” dB bandwidth parameter was set to $X = 6$. The automatic bandwidth measurement function also has the capability of simultaneously measuring the 99% occupied bandwidth. The bandwidth measurement was not influenced by any intermediate power nulls in the fundamental emission.
2. RBW = 100 kHz
3. VBW $\geq 3 \times$ RBW
4. Detector = Peak
5. Trace mode = max hold
6. Sweep = auto couple

Test Setup

The EUT and measurement equipment were set up as shown in the diagram below.



Figure 7-2. Test Instrument & Measurement Setup

Test Notes

The 6dB Bandwidth measurement for each channel was measured with the RU index showing the highest conducted power.

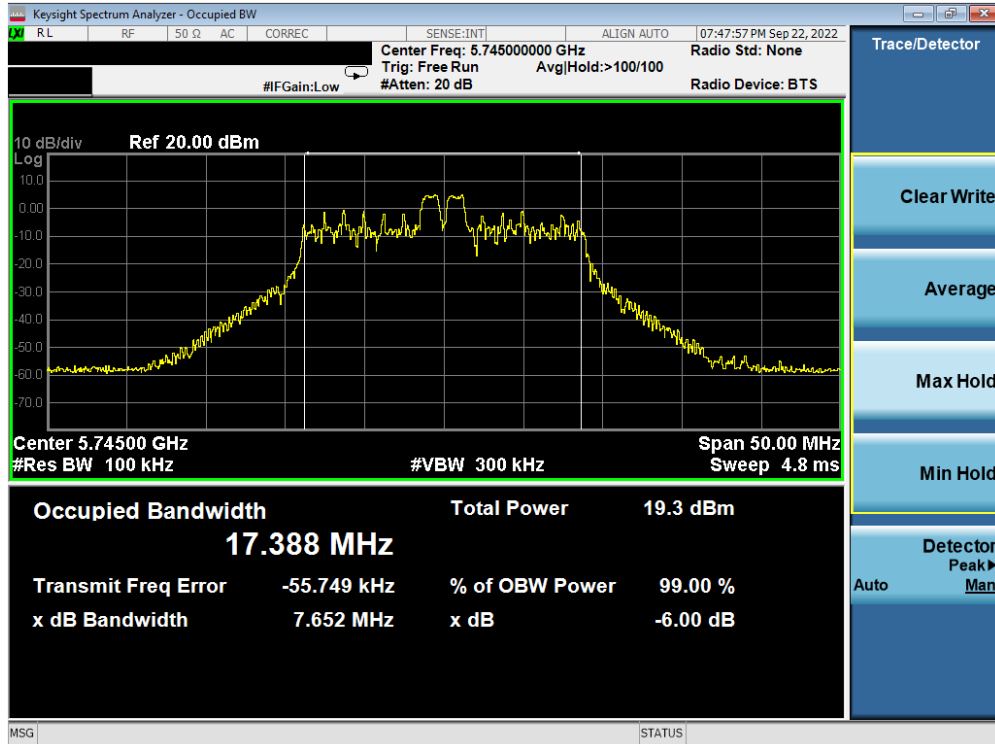
FCC ID: A3LSMS916U	 MEASUREMENT REPORT (CERTIFICATION)		Approved by: Technical Manager
Test Report S/N: 1M2209010097-14.A3L	Test Dates: 09/02/2022-11/08/2022	EUT Type: Portable Handset	Page 70 of 236

MIMO Antenna-1 6 dB Bandwidth Measurements (26 Tones)

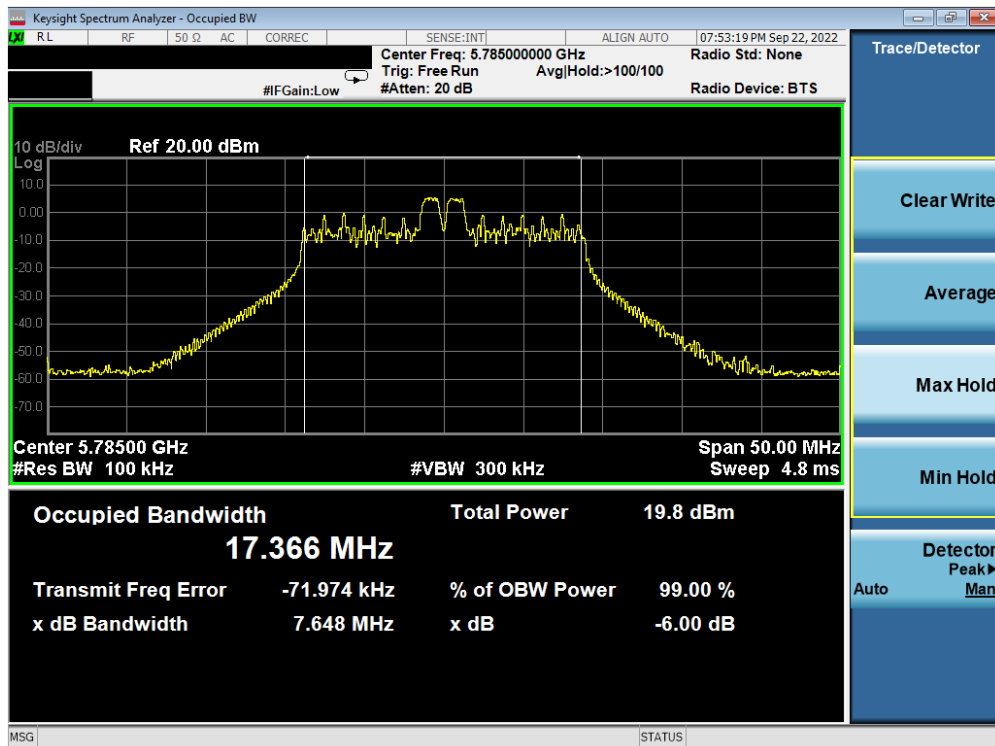
	Frequency [MHz]	Channel No.	802.11 Mode	Tones	Data Rate [Mbps]	Measured 6dB Bandwidth [MHz]
Band 3	5745	149	ax (20MHz)	26T	MCS0	7.65
	5785	157	ax (20MHz)	26T	MCS0	7.65
	5825	165	ax (20MHz)	26T	MCS0	2.75
	5755	151	ax (40MHz)	26T	MCS0	2.21
	5795	159	ax (40MHz)	26T	MCS0	2.18
	5775	155	ax (80MHz)	26T	MCS0	2.93

Table 7-6. Conducted Bandwidth Measurements MIMO ANT1 (26 Tones)

FCC ID: A3LSMS916U	 MEASUREMENT REPORT (CERTIFICATION)		Approved by: Technical Manager
Test Report S/N: 1M2209010097-14.A3L	Test Dates: 09/02/2022-11/08/2022	EUT Type: Portable Handset	Page 71 of 236

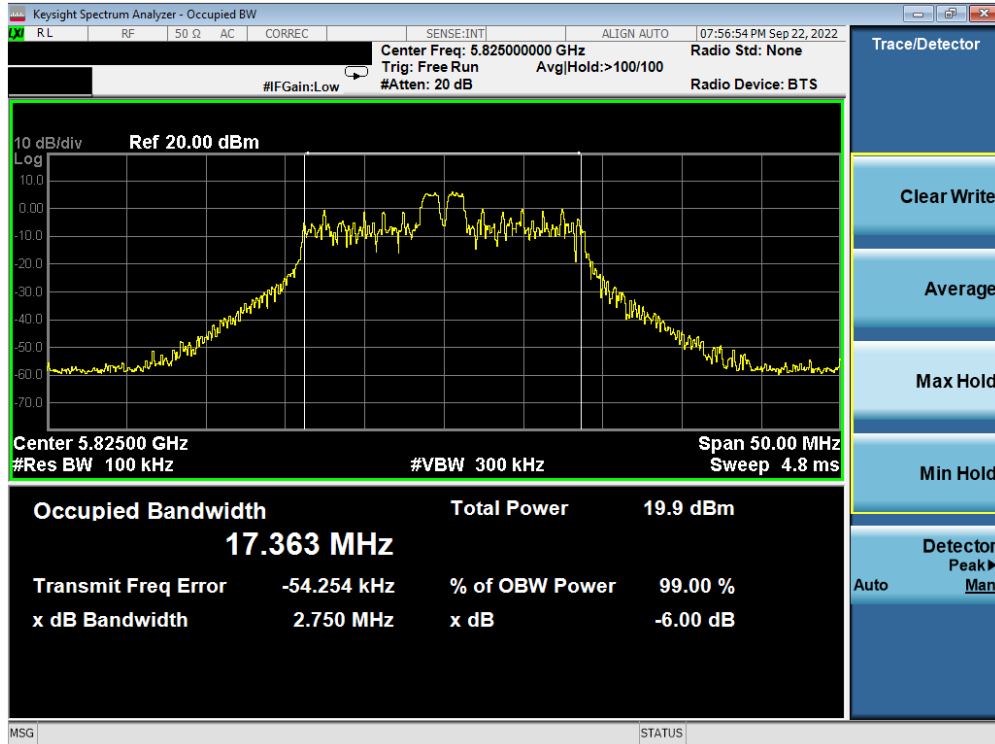


Plot 7-97. 6dB Bandwidth Plot MIMO ANT1 (20MHz BW 802.11ax – 26 Tones (UNII Band 3) – Ch. 149)

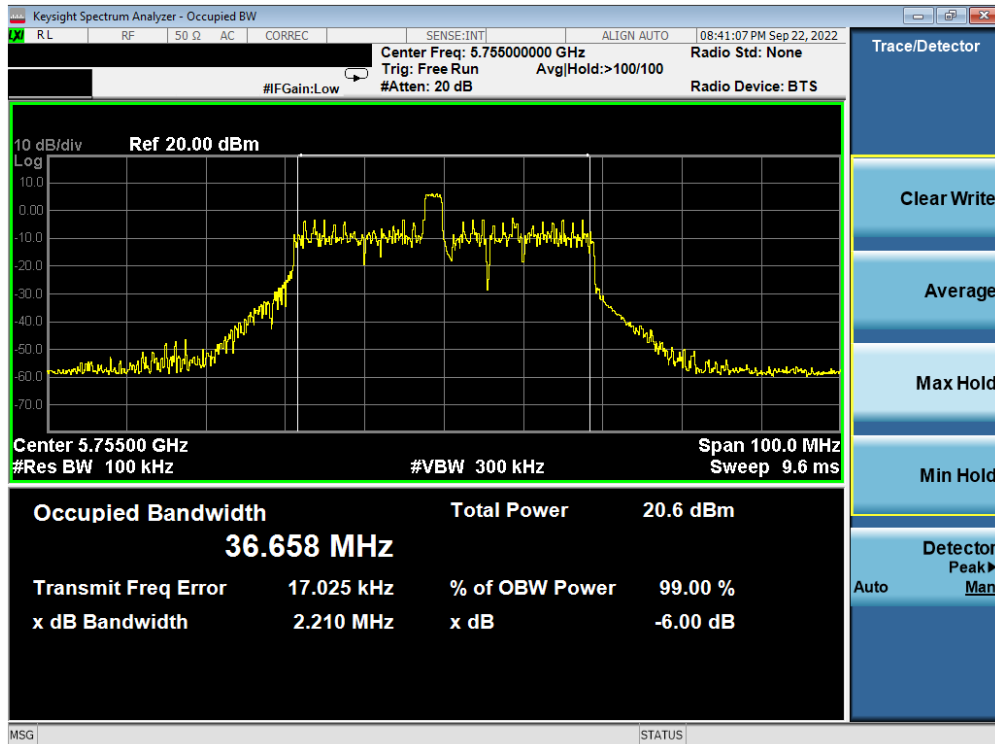


Plot 7-98. 6dB Bandwidth Plot MIMO ANT1 (20MHz BW 802.11ax – 26 Tones (UNII Band 3) – Ch. 157)

FCC ID: A3LSMS916U		MEASUREMENT REPORT (CERTIFICATION)	Approved by: Technical Manager
Test Report S/N: 1M2209010097-14.A3L	Test Dates: 09/02/2022-11/08/2022	EUT Type: Portable Handset	Page 72 of 236

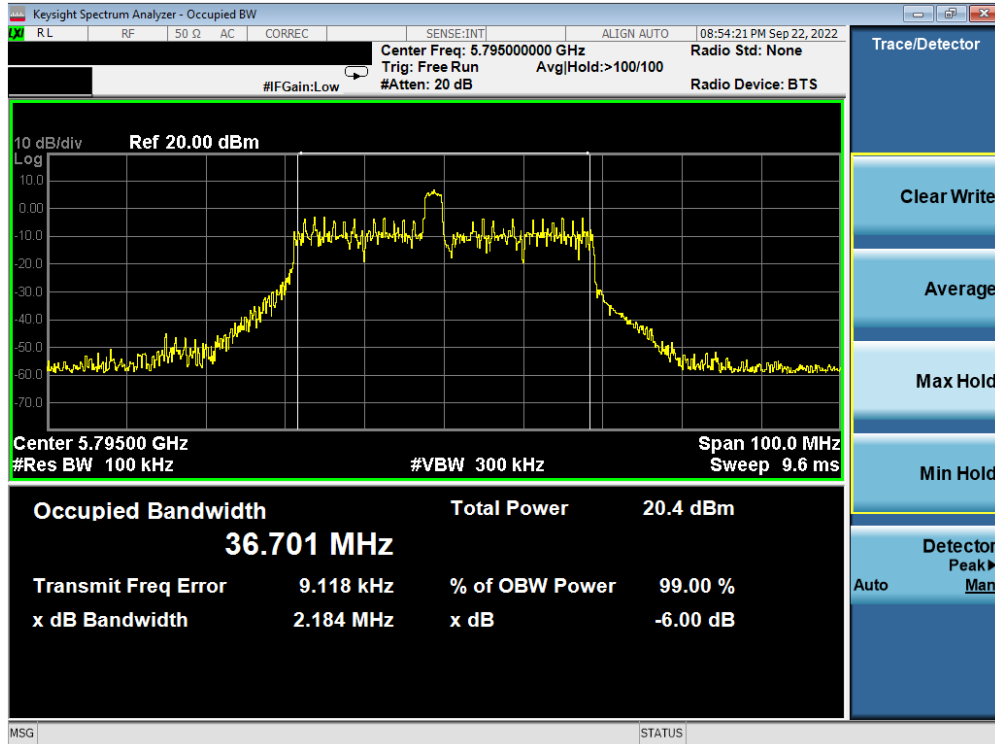


Plot 7-99. 6dB Bandwidth Plot MIMO ANT1 (20MHz BW 802.11ax – 26 Tones (UNII Band 3) – Ch. 165)

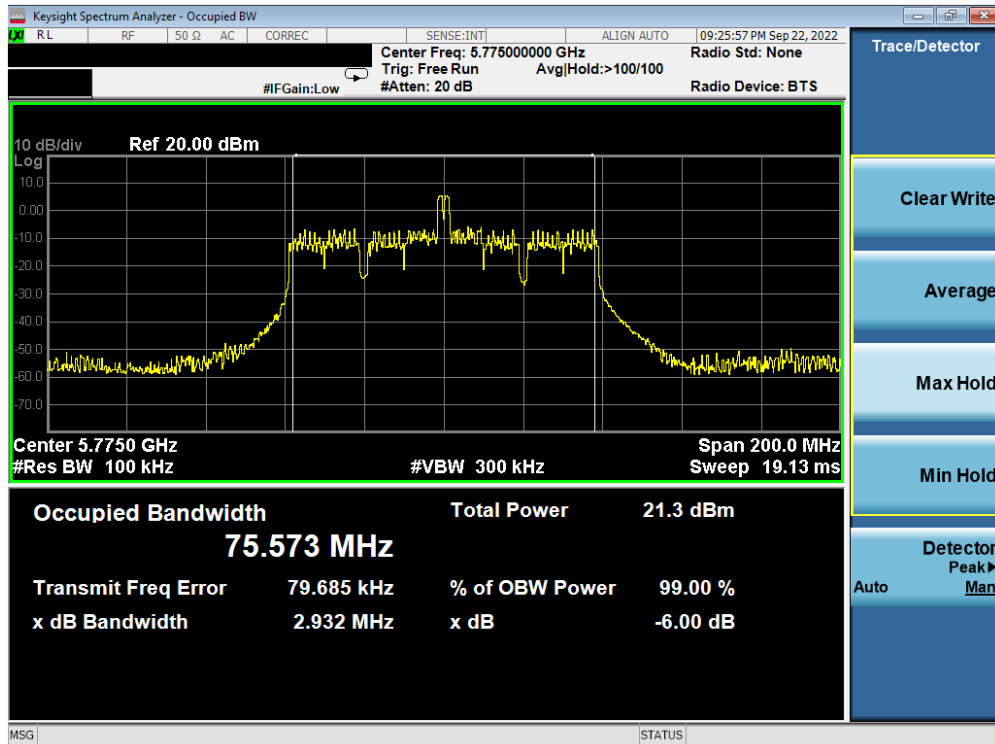


Plot 7-100. 6dB Bandwidth Plot MIMO ANT1 (40MHz BW 802.11ax – 26 Tones (UNII Band 3) – Ch. 151)

FCC ID: A3LSMS916U	MEASUREMENT REPORT (CERTIFICATION)		Approved by: Technical Manager
Test Report S/N: 1M2209010097-14.A3L	Test Dates: 09/02/2022-11/08/2022	EUT Type: Portable Handset	Page 73 of 236



Plot 7-101. 6dB Bandwidth Plot MIMO ANT1 (40MHz BW 802.11ax – 26 Tones (UNII Band 3) – Ch. 159)



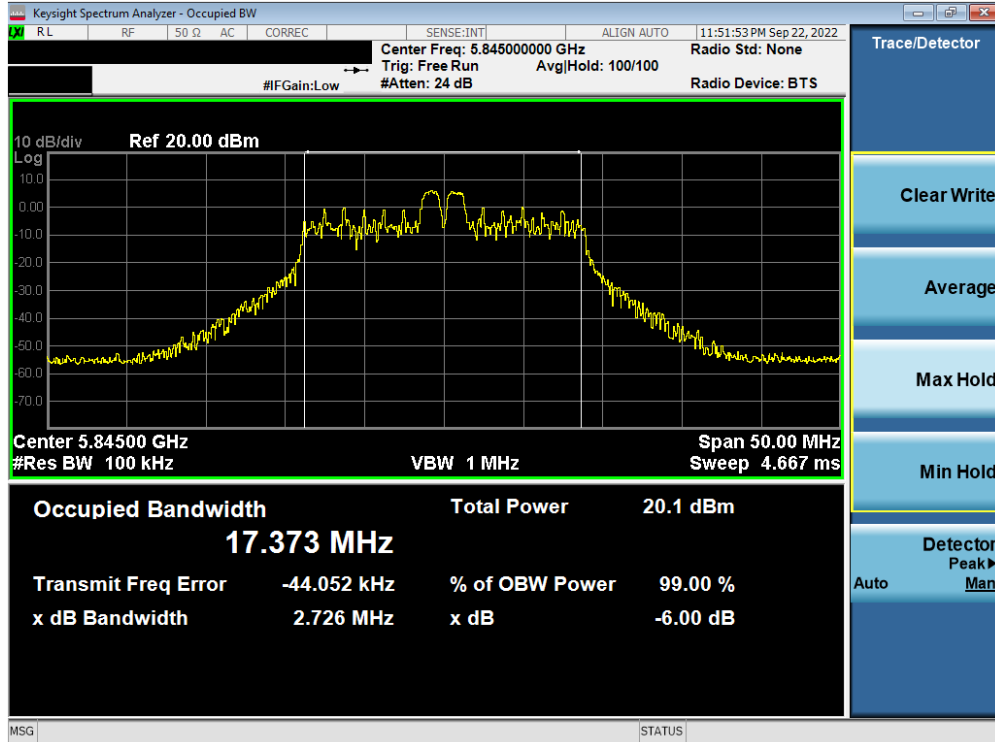
Plot 7-102. 6dB Bandwidth Plot MIMO ANT1 (80MHz BW 802.11ax – 26 Tones (UNII Band 3) – Ch. 155)

FCC ID: A3LSMS916U		MEASUREMENT REPORT (CERTIFICATION)	Approved by: Technical Manager
Test Report S/N: 1M2209010097-14.A3L	Test Dates: 09/02/2022-11/08/2022	EUT Type: Portable Handset	Page 74 of 236

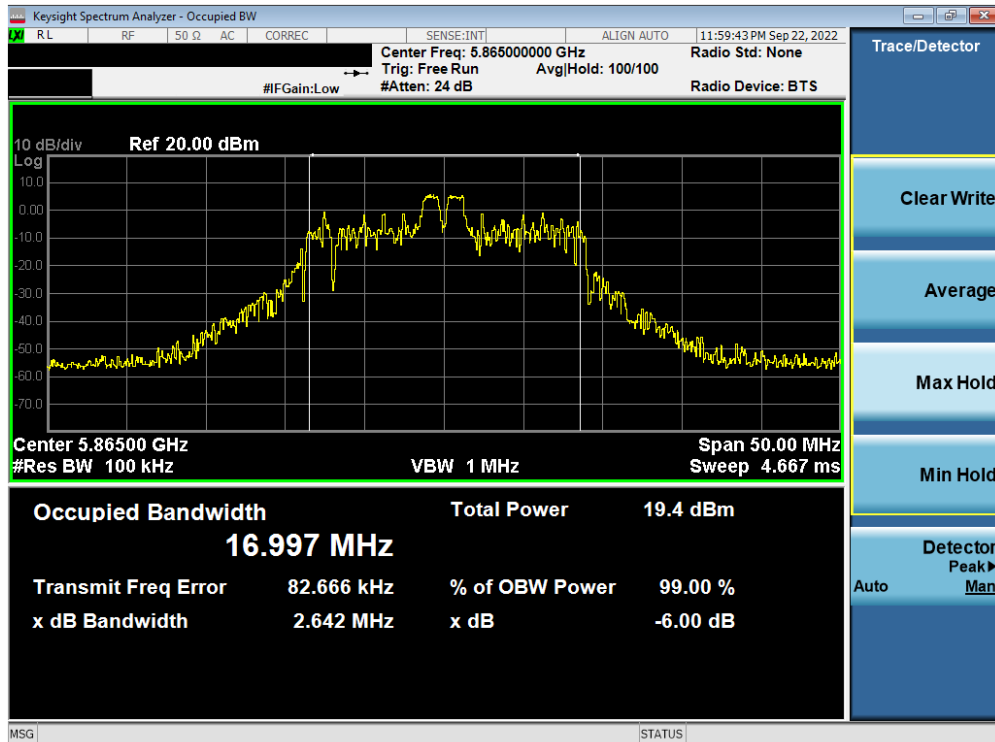
	Frequency [MHz]	Channel No.	802.11 Mode	Tones	Data Rate [Mbps]	Measured 6dB Bandwidth [MHz]
Band 3/4	5845	169	ax (20MHz)	26T	MCS0	2.73
Band 4	5865	173	ax (20MHz)	26T	MCS0	2.64
	5885	177	ax (20MHz)	26T	MCS0	2.75
Band 3/4	5835	167	ax (40MHz)	26T	MCS0	2.19
Band 4	5875	175	ax (40MHz)	26T	MCS0	2.20
Band 3/4	5855	171	ax (80MHz)	26T	MCS0	2.92
	5815	163	ax (160MHz L)	26T	MCS0	3.05
	5815	163	ax (160MHz U)	26T	MCS0	2.60

Table 7-7. Conducted Bandwidth Measurements MIMO ANT1 (26 Tones)

FCC ID: A3LSMS916U		MEASUREMENT REPORT (CERTIFICATION)		Approved by: Technical Manager
Test Report S/N: 1M2209010097-14.A3L	Test Dates: 09/02/2022-11/08/2022	EUT Type: Portable Handset		Page 75 of 236

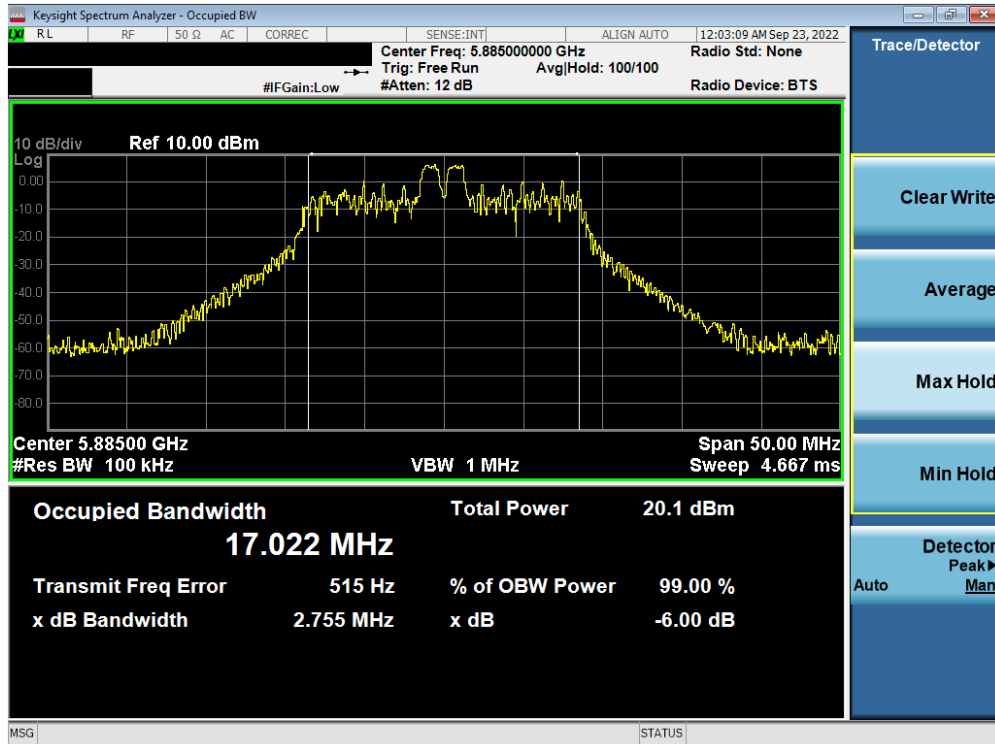


Plot 7-103. 6dB Bandwidth Plot MIMO ANT1 (20MHz BW 802.11ax – 26 Tones (UNII Band 3/4) – Ch. 169)

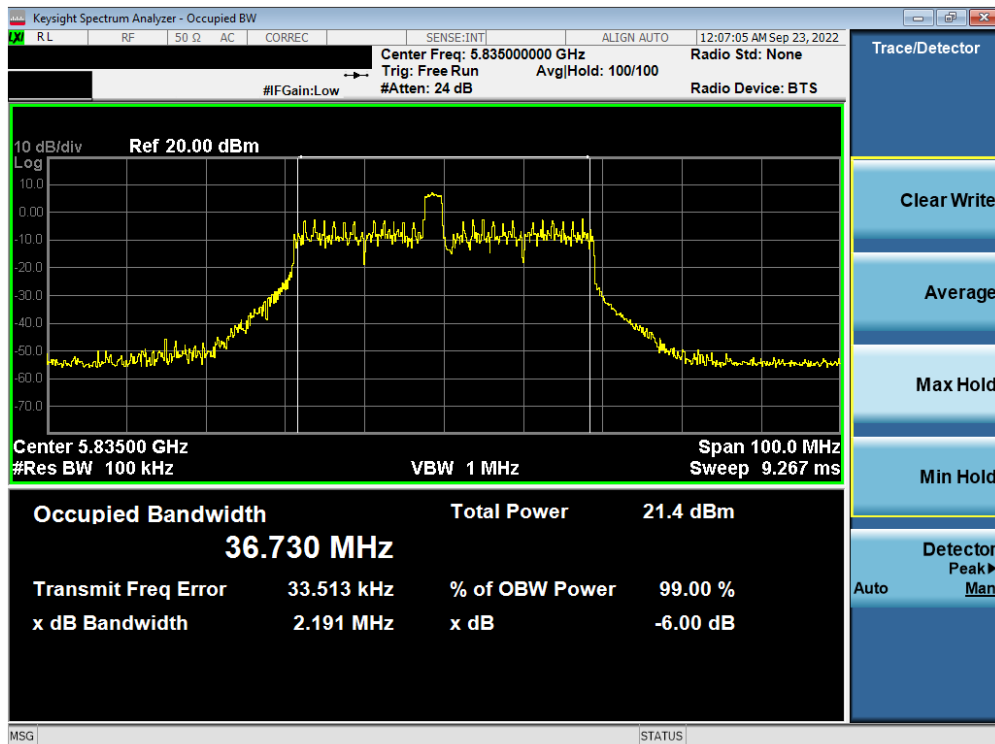


Plot 7-104. 6dB Bandwidth Plot MIMO ANT1 (20MHz BW 802.11ax – 26 Tones (UNII Band 4) – Ch. 173)

FCC ID: A3LSMS916U		MEASUREMENT REPORT (CERTIFICATION)	Approved by: Technical Manager
Test Report S/N: 1M2209010097-14.A3L	Test Dates: 09/02/2022-11/08/2022	EUT Type: Portable Handset	Page 76 of 236

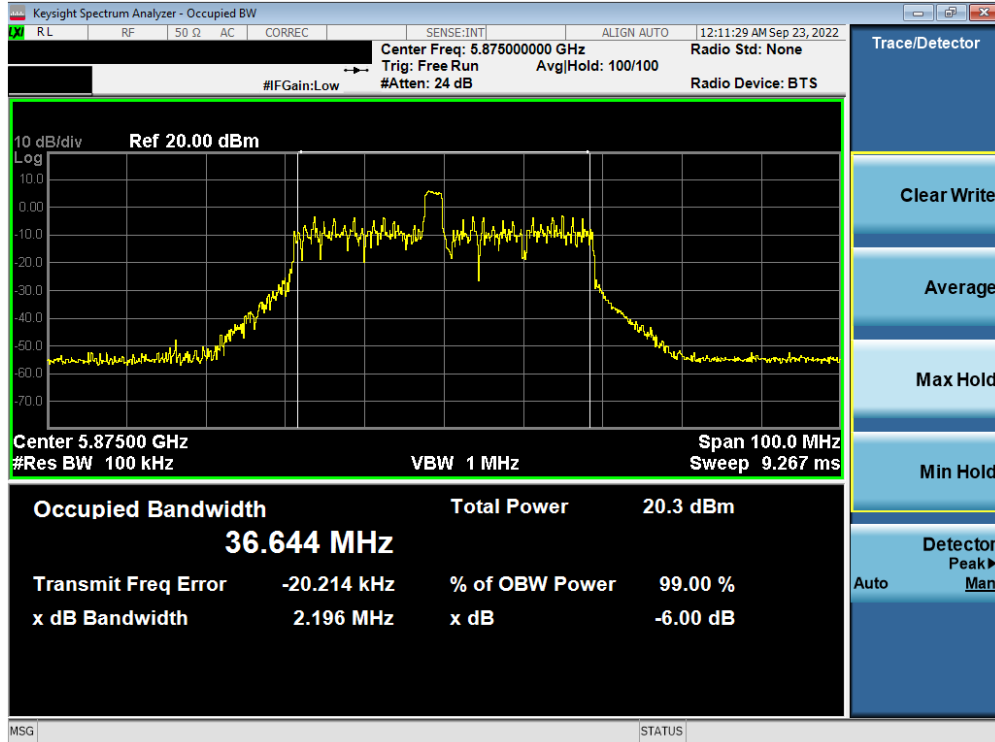


Plot 7-105. 6dB Bandwidth Plot MIMO ANT1 (20MHz BW 802.11ax – 26 Tones (UNII Band 4) – Ch. 177)

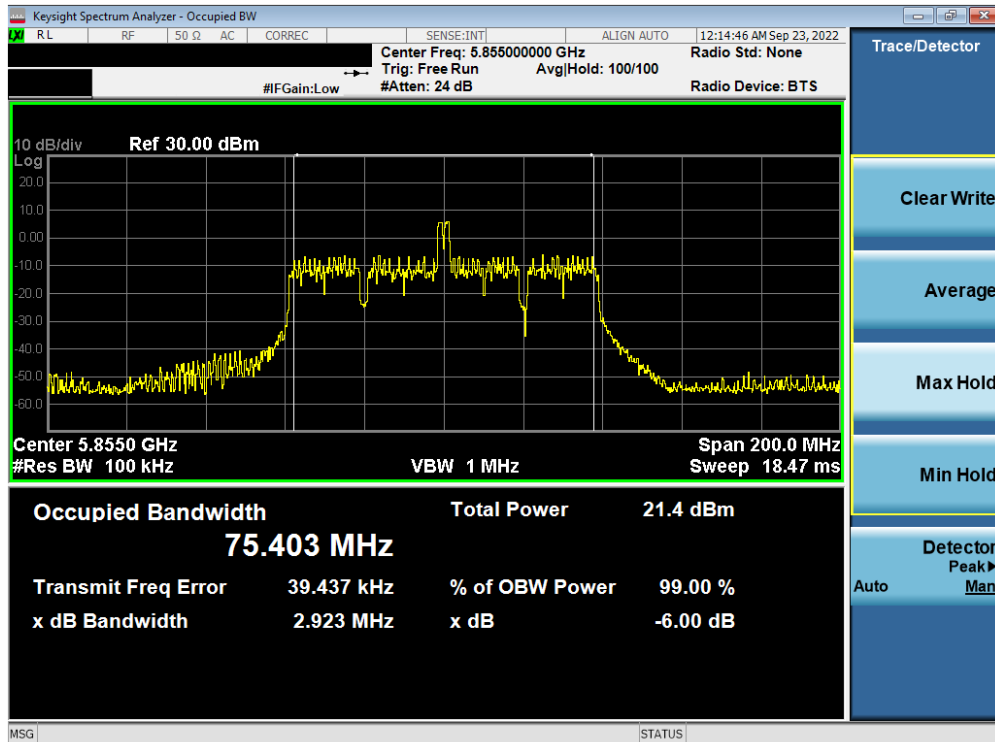


Plot 7-106. 6dB Bandwidth Plot MIMO ANT1 (40MHz BW 802.11ax – 26 Tones (UNII Band 3/4) – Ch. 167)

FCC ID: A3LSMS916U		MEASUREMENT REPORT (CERTIFICATION)	Approved by: Technical Manager
Test Report S/N: 1M2209010097-14.A3L	Test Dates: 09/02/2022-11/08/2022	EUT Type: Portable Handset	Page 77 of 236

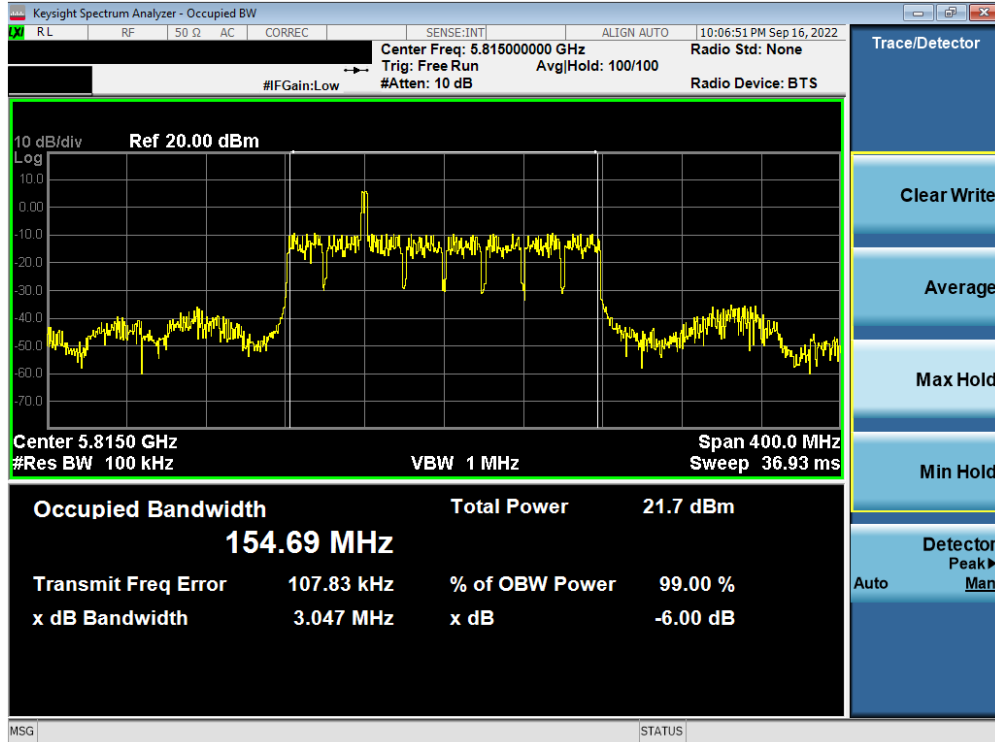


Plot 7-107. 6dB Bandwidth Plot MIMO ANT1 (40MHz BW 802.11ax – 26 Tones (UNII Band 4) – Ch. 175)

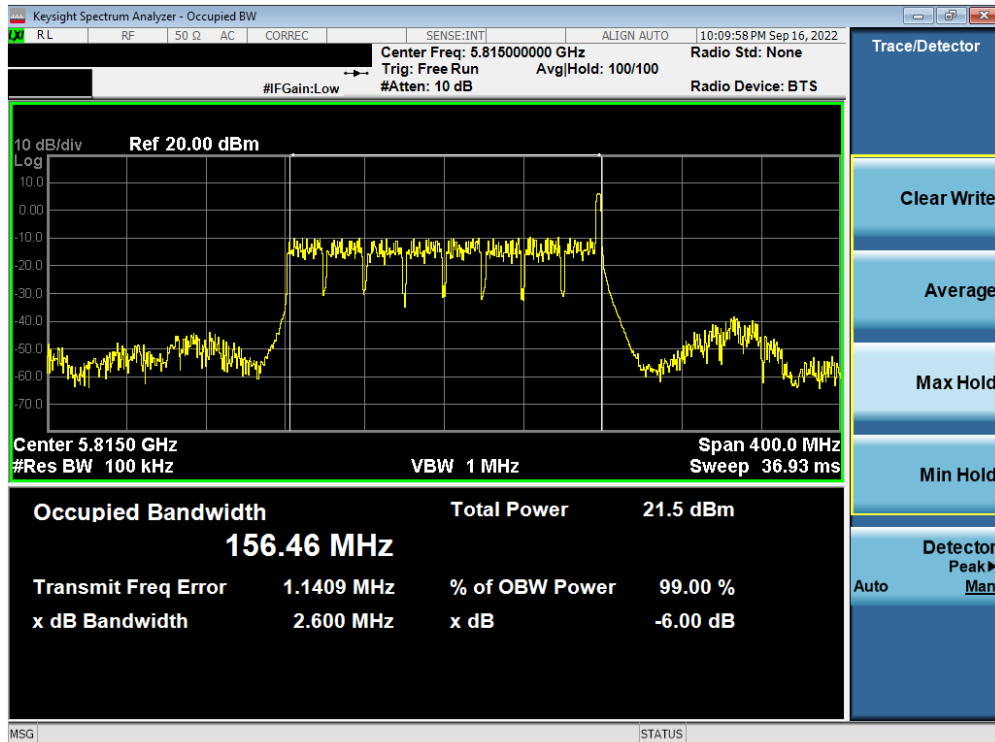


Plot 7-108. 6dB Bandwidth Plot MIMO ANT1 (80MHz BW 802.11ax – 26 Tones (UNII Band 3/4) – Ch. 171)

FCC ID: A3LSMS916U		MEASUREMENT REPORT (CERTIFICATION)	Approved by: Technical Manager
Test Report S/N: 1M2209010097-14.A3L	Test Dates: 09/02/2022-11/08/2022	EUT Type: Portable Handset	Page 78 of 236



Plot 7-109. 6dB Bandwidth Plot MIMO ANT1 (160MHz BW L 802.11ax – 26 Tones (UNII Band 3/4) – Ch. 163)



Plot 7-110. 6dB Bandwidth Plot MIMO ANT1 (160MHz BW U 802.11ax – 26 Tones (UNII Band 3/4) – Ch. 163)

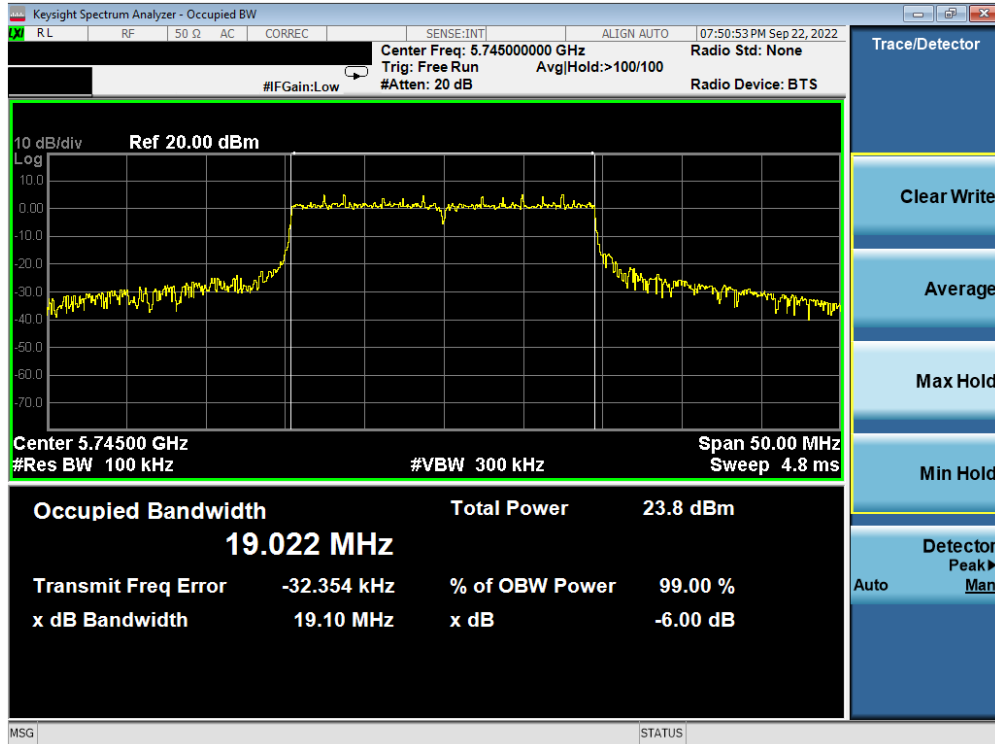
FCC ID: A3LSMS916U		MEASUREMENT REPORT (CERTIFICATION)	Approved by: Technical Manager
Test Report S/N: 1M2209010097-14.A3L	Test Dates: 09/02/2022-11/08/2022	EUT Type: Portable Handset	Page 79 of 236

MIMO Antenna-1 6 dB Bandwidth Measurements (Full Tones)

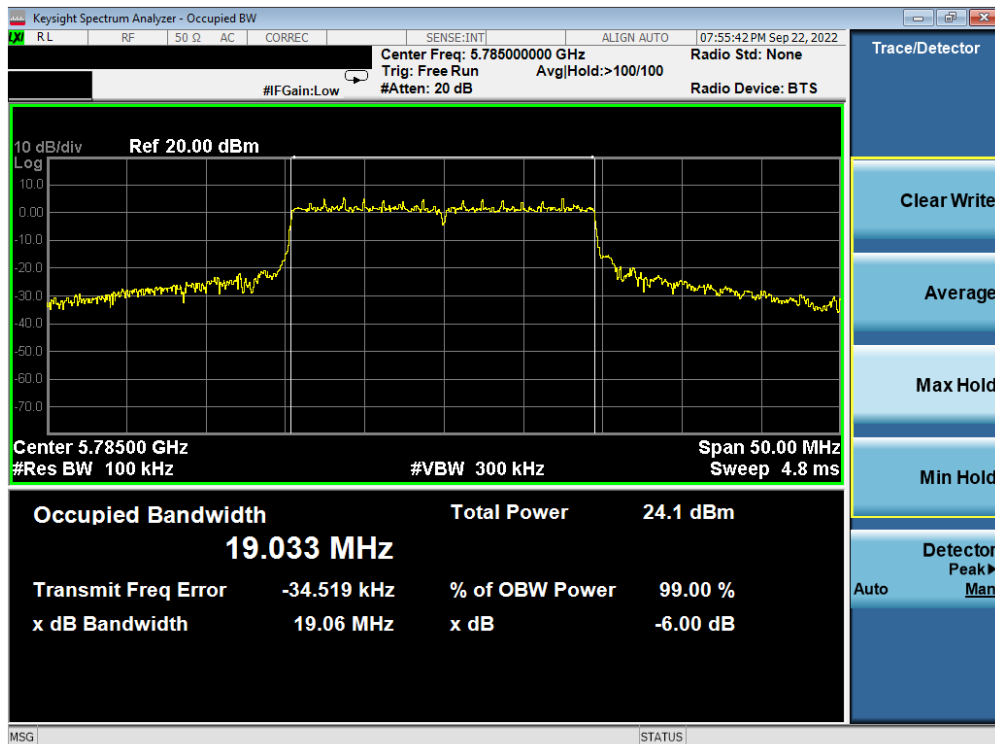
	Frequency [MHz]	Channel No.	802.11 Mode	Tones	Data Rate [Mbps]	Measured 6dB Bandwidth [MHz]
Band 3	5745	149	ax (20MHz)	242T	MCS0	19.10
	5785	157	ax (20MHz)	242T	MCS0	19.06
	5825	165	ax (20MHz)	242T	MCS0	19.07
	5755	151	ax (40MHz)	484T	MCS0	38.17
	5795	159	ax (40MHz)	484T	MCS0	38.24
	5775	155	ax (80MHz)	996T	MCS0	78.30

Table 7-8. Conducted Bandwidth Measurements MIMO ANT1 (Full Tones)

FCC ID: A3LSMS916U	 MEASUREMENT REPORT (CERTIFICATION)		Approved by: Technical Manager
Test Report S/N: 1M2209010097-14.A3L	Test Dates: 09/02/2022-11/08/2022	EUT Type: Portable Handset	Page 80 of 236

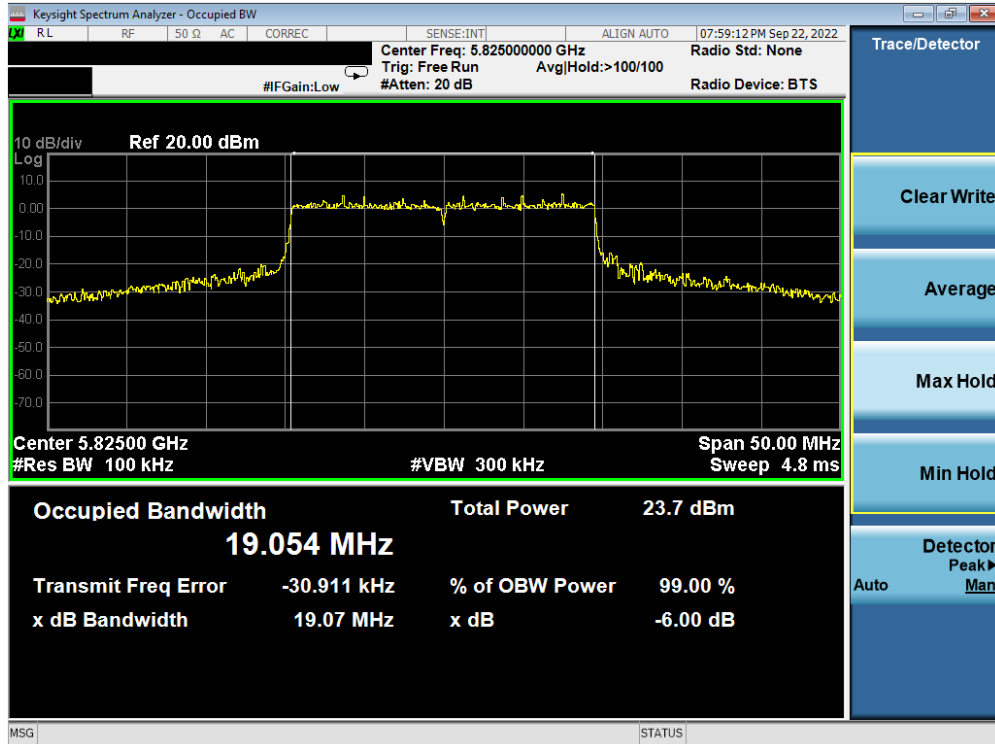


Plot 7-111. 6dB Bandwidth Plot MIMO ANT1 (20MHz BW 802.11ax – 242 Tones (UNII Band 3) – Ch. 149)

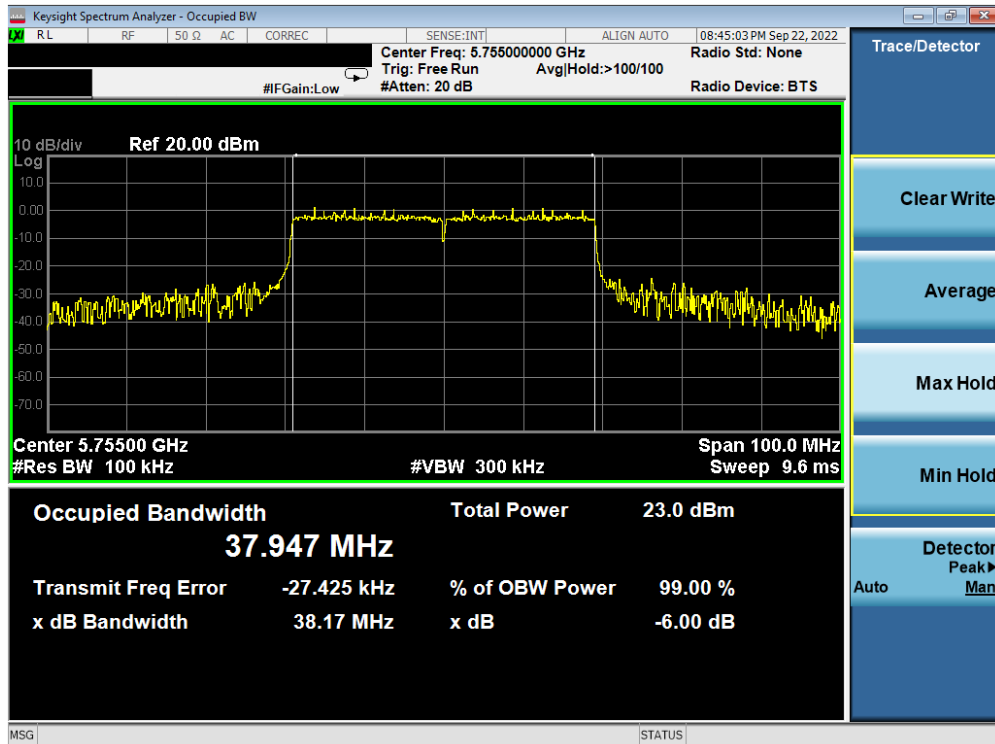


Plot 7-112. 6dB Bandwidth Plot MIMO ANT1 (20MHz BW 802.11ax – 242 Tones (UNII Band 3) – Ch. 157)

FCC ID: A3LSMS916U		MEASUREMENT REPORT (CERTIFICATION)	Approved by: Technical Manager
Test Report S/N: 1M2209010097-14.A3L	Test Dates: 09/02/2022-11/08/2022	EUT Type: Portable Handset	Page 81 of 236

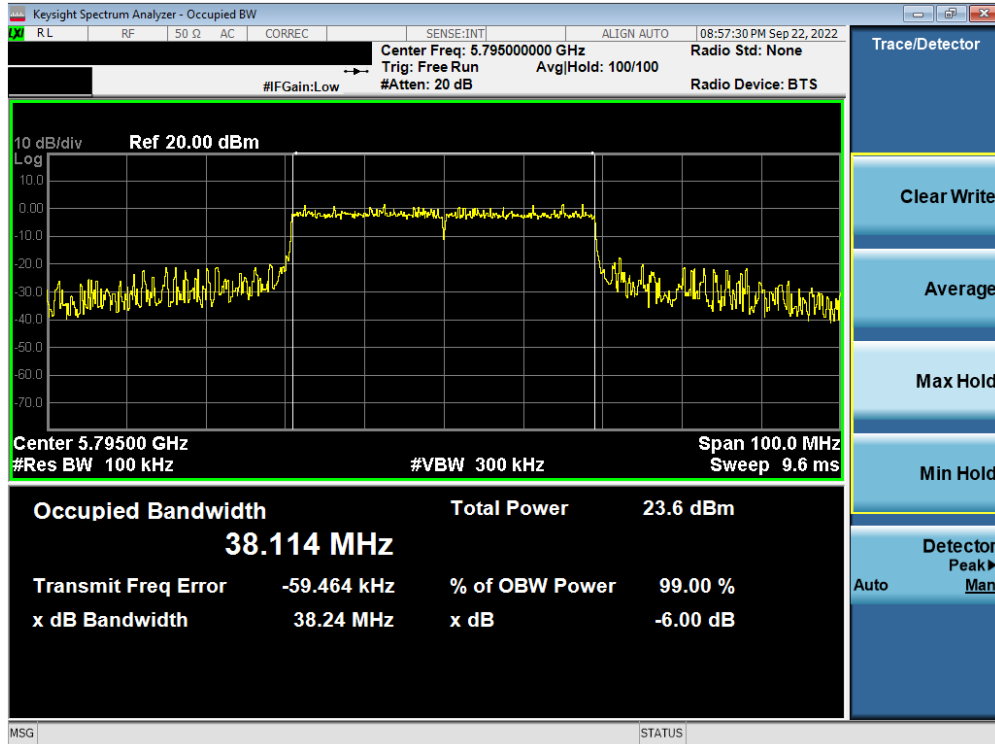


Plot 7-113. 6dB Bandwidth Plot MIMO ANT1 (20MHz BW 802.11ax – 242 Tones (UNII Band 3) – Ch. 165)

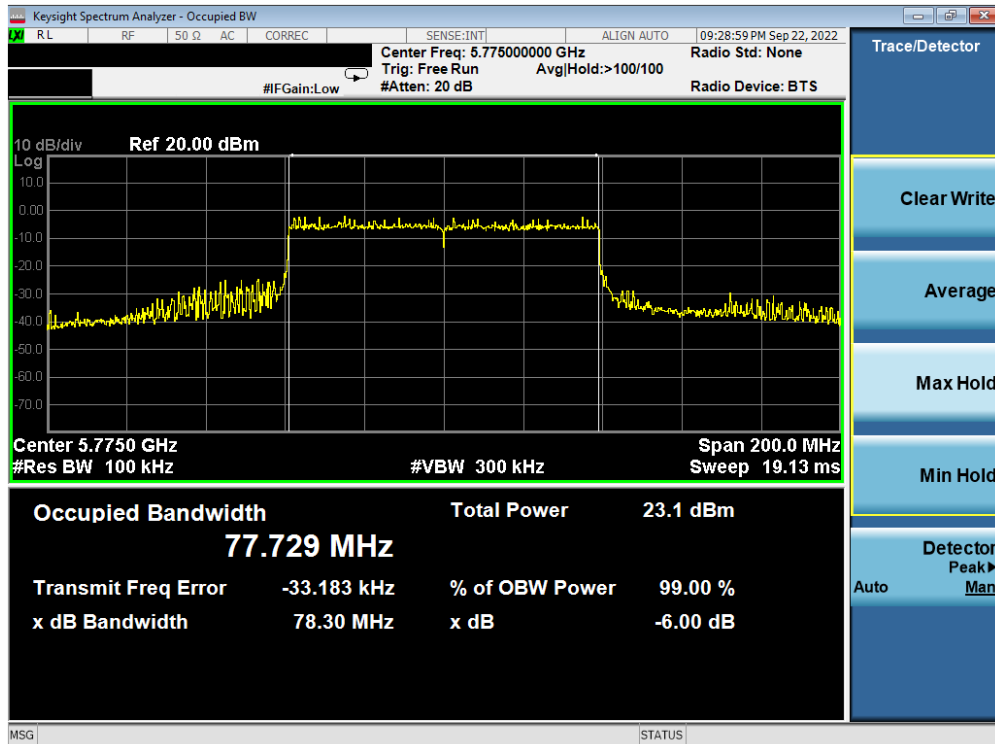


Plot 7-114. 6dB Bandwidth Plot MIMO ANT1 (40MHz BW 802.11ax – 484 Tones (UNII Band 3) – Ch. 151)

FCC ID: A3LSMS916U		MEASUREMENT REPORT (CERTIFICATION)	Approved by: Technical Manager
Test Report S/N: 1M2209010097-14.A3L	Test Dates: 09/02/2022-11/08/2022	EUT Type: Portable Handset	Page 82 of 236



Plot 7-115. 6dB Bandwidth Plot MIMO ANT1 (40MHz BW 802.11ax – 484 Tones (UNII Band 3) – Ch. 159)



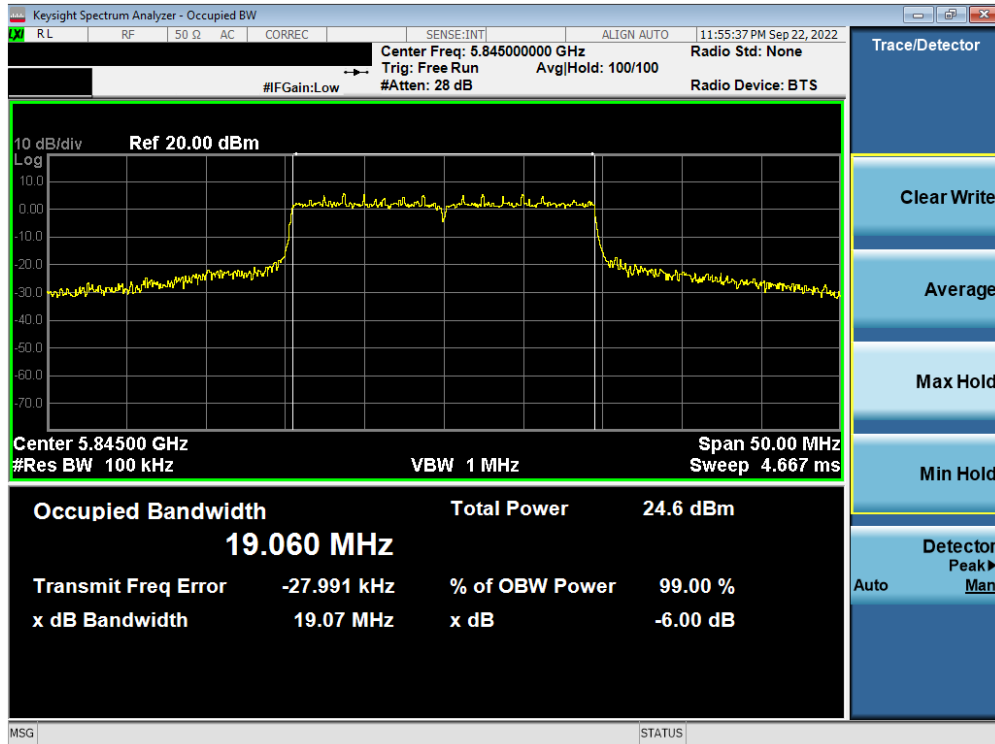
Plot 7-116. 6dB Bandwidth Plot MIMO ANT1 (80MHz BW 802.11ax – 996 Tones (UNII Band 3) – Ch. 155)

FCC ID: A3LSMS916U		MEASUREMENT REPORT (CERTIFICATION)	Approved by: Technical Manager
Test Report S/N: 1M2209010097-14.A3L	Test Dates: 09/02/2022-11/08/2022	EUT Type: Portable Handset	Page 83 of 236

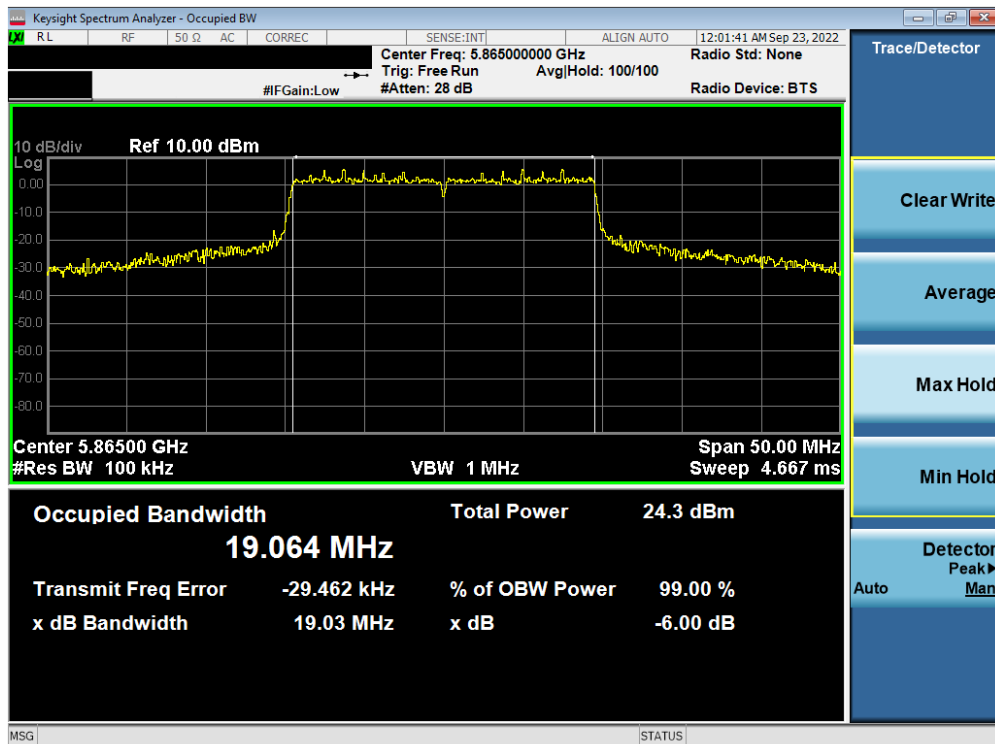
	Frequency [MHz]	Channel No.	802.11 Mode	Tones	Data Rate [Mbps]	Measured 6dB Bandwidth [MHz]
Band 3/4	5845	169	ax (20MHz)	242T	MCS0	19.07
Band 4	5865	173	ax (20MHz)	242T	MCS0	19.03
	5885	177	ax (20MHz)	242T	MCS0	19.07
Band 3/4	5835	167	ax (40MHz)	484T	MCS0	38.17
Band 4	5875	175	ax (40MHz)	484T	MCS0	38.21
Band 3/4	5855	171	ax (80MHz)	996T	MCS0	78.18
	5815	163	ax (160MHz)	996T	MCS0	158.06

Table 7-9. Conducted Bandwidth Measurements MIMO ANT1 (Full Tones)

FCC ID: A3LSMS916U		MEASUREMENT REPORT (CERTIFICATION)		Approved by: Technical Manager
Test Report S/N: 1M2209010097-14.A3L	Test Dates: 09/02/2022-11/08/2022	EUT Type: Portable Handset		Page 84 of 236

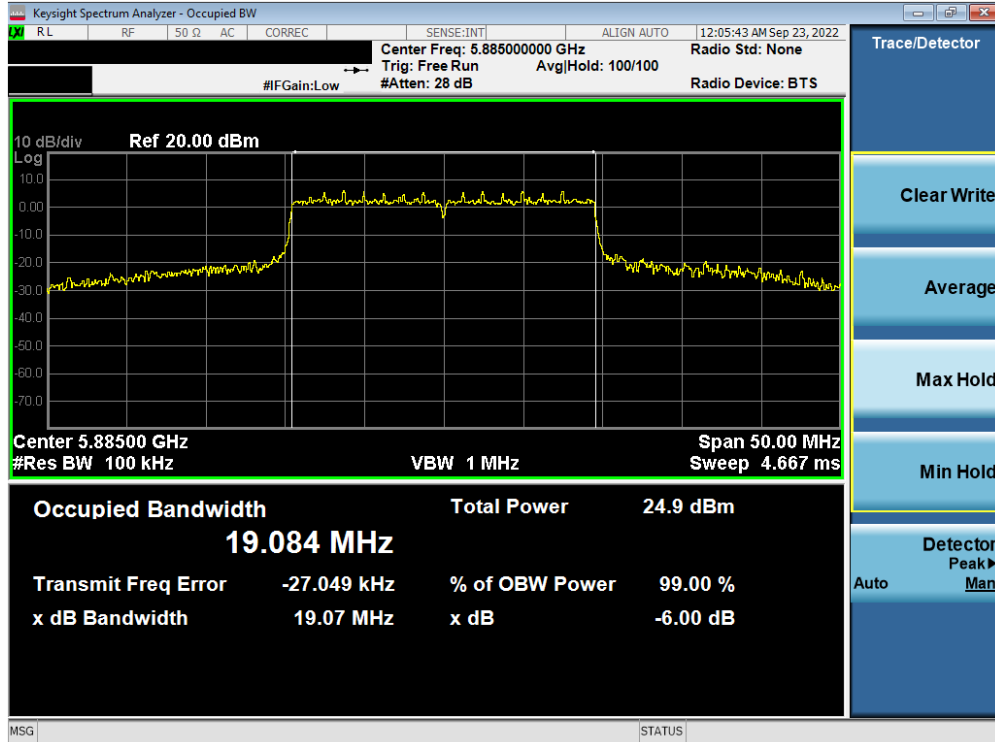


Plot 7-117. 6dB Bandwidth Plot MIMO ANT1 (20MHz BW 802.11ax – 242 Tones (UNII Band 3/4) – Ch. 169)

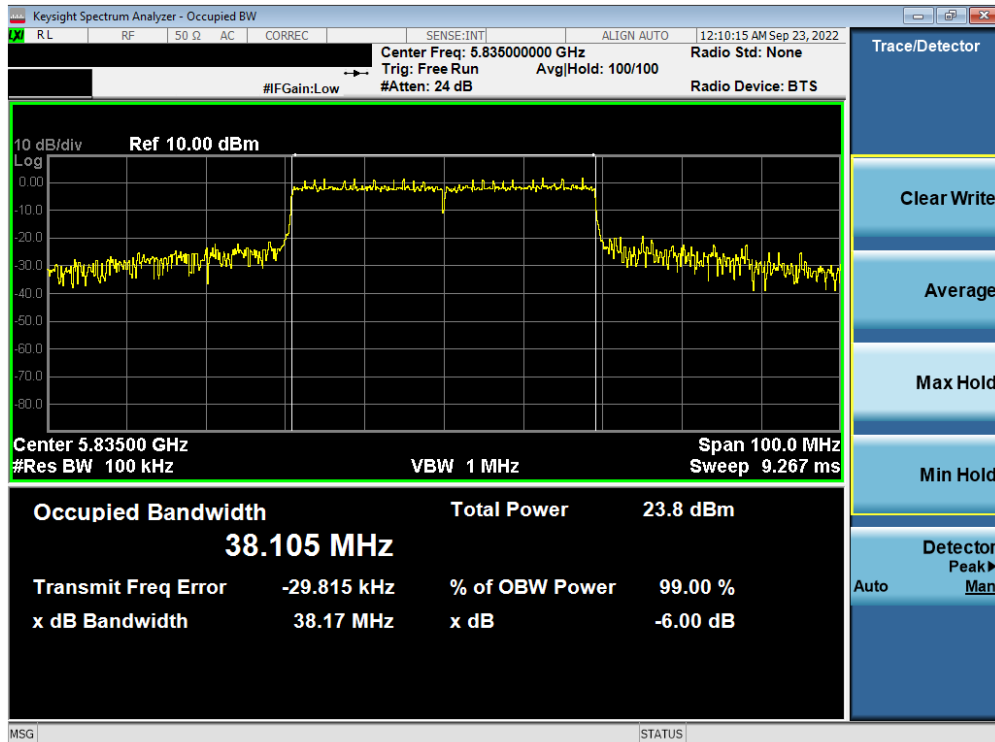


Plot 7-118. 6dB Bandwidth Plot MIMO ANT1 (20MHz BW 802.11ax – 242 Tones (UNII Band 4) – Ch. 173)

FCC ID: A3LSMS916U		MEASUREMENT REPORT (CERTIFICATION)	Approved by: Technical Manager
Test Report S/N: 1M2209010097-14.A3L	Test Dates: 09/02/2022-11/08/2022	EUT Type: Portable Handset	Page 85 of 236

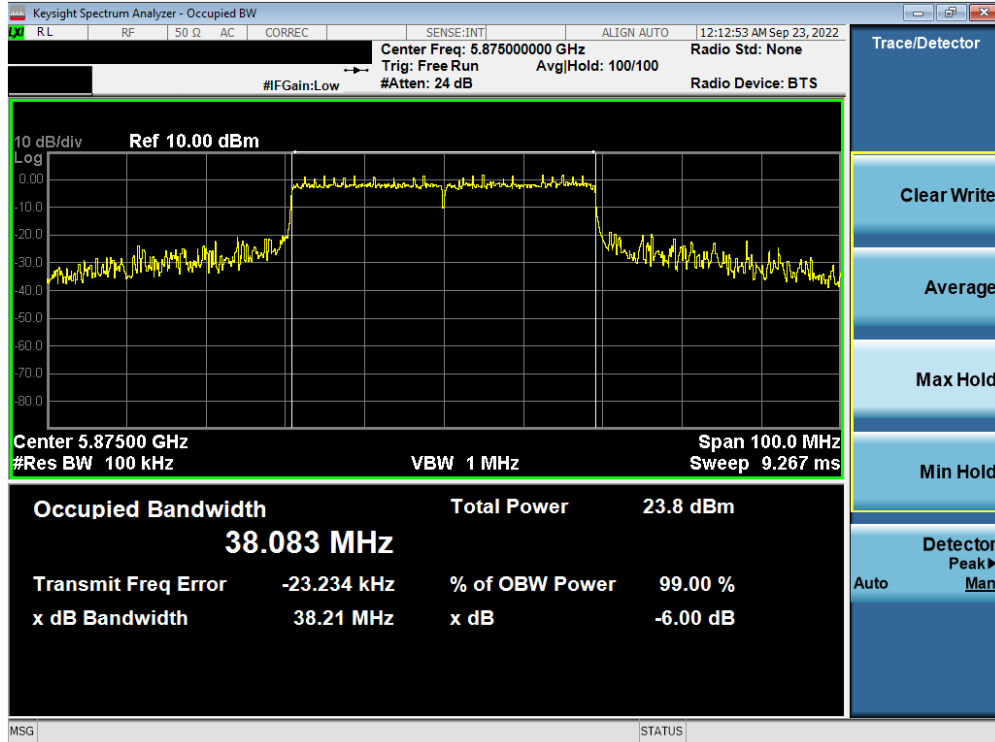


Plot 7-119. 6dB Bandwidth Plot MIMO ANT1 (20MHz BW 802.11ax – 242 Tones (UNII Band 4) – Ch. 177)

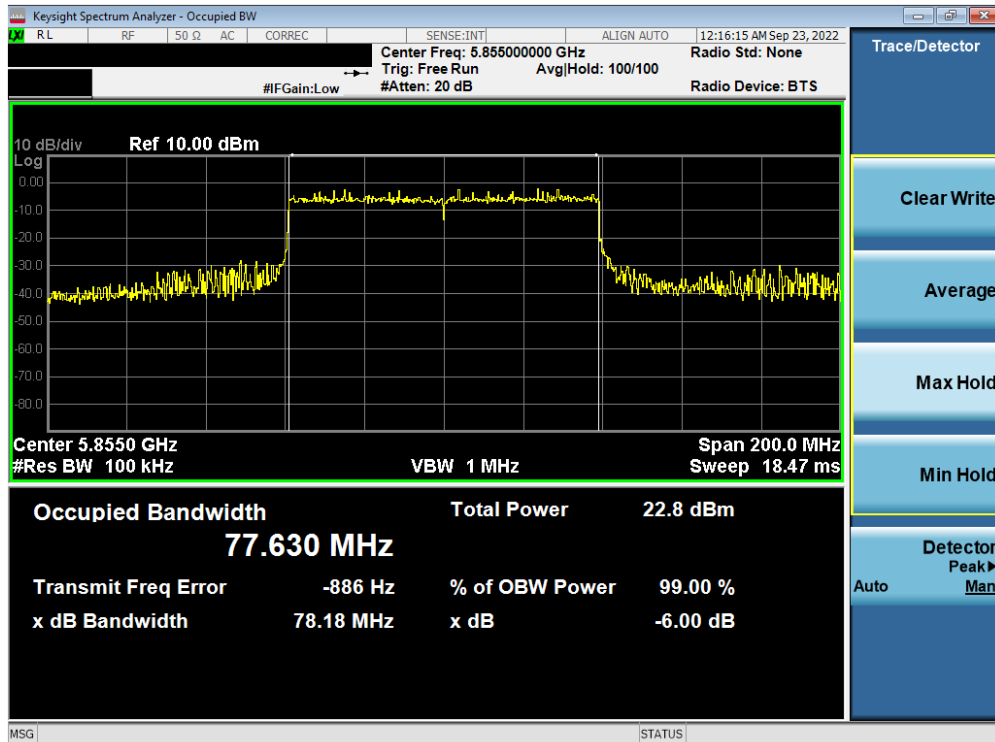


Plot 7-120. 6dB Bandwidth Plot MIMO ANT1 (40MHz BW 802.11ax – 484 Tones (UNII Band 3/4) – Ch. 167)

FCC ID: A3LSMS916U		MEASUREMENT REPORT (CERTIFICATION)	Approved by: Technical Manager
Test Report S/N: 1M2209010097-14.A3L	Test Dates: 09/02/2022-11/08/2022	EUT Type: Portable Handset	Page 86 of 236

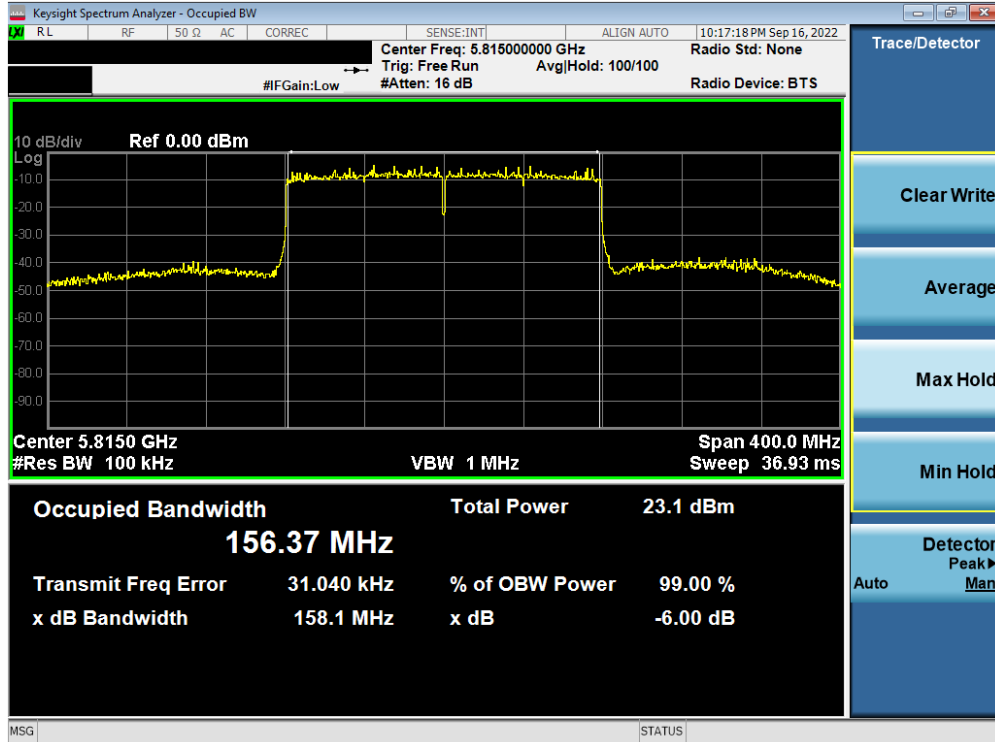


Plot 7-121. 6dB Bandwidth Plot MIMO ANT1 (40MHz BW 802.11ax – 484 Tones (UNII Band 4) – Ch. 175)



Plot 7-122. 6dB Bandwidth Plot MIMO ANT1 (80MHz BW 802.11ax – 996 Tones (UNII Band 3/4) – Ch. 171)

FCC ID: A3LSMS916U		MEASUREMENT REPORT (CERTIFICATION)	Approved by: Technical Manager
Test Report S/N: 1M2209010097-14.A3L	Test Dates: 09/02/2022-11/08/2022	EUT Type: Portable Handset	Page 87 of 236



Plot 7-123. 6dB Bandwidth Plot MIMO ANT1 (160MHz BW 802.11ax – 996 Tones (UNII Band 3/4) – Ch. 163)

FCC ID: A3LSMS916U		MEASUREMENT REPORT (CERTIFICATION)	Approved by: Technical Manager
Test Report S/N: 1M2209010097-14.A3L	Test Dates: 09/02/2022-11/08/2022	EUT Type: Portable Handset	Page 88 of 236

MIMO Antenna-2 6dB Bandwidth Measurements (26 Tones)

	Frequency [MHz]	Channel No.	802.11 Mode	Tones	Data Rate [Mbps]	Measured 6dB Bandwidth [MHz]
Band 3	5745	149	ax (20MHz)	26T	MCS0	2.70
	5785	157	ax (20MHz)	26T	MCS0	6.35
	5825	165	ax (20MHz)	26T	MCS0	6.36
	5755	151	ax (40MHz)	26T	MCS0	2.26
	5795	159	ax (40MHz)	26T	MCS0	2.26
	5775	155	ax (80MHz)	26T	MCS0	2.90

Table 7-10. Conducted Bandwidth Measurements MIMO ANT2 (26 Tones)

FCC ID: A3LSMS916U	 MEASUREMENT REPORT (CERTIFICATION)		Approved by: Technical Manager
Test Report S/N: 1M2209010097-14.A3L	Test Dates: 09/02/2022-11/08/2022	EUT Type: Portable Handset	Page 89 of 236