


DUT and SAR Set-up Photos

Overall Dimensions



Front View of the DUT



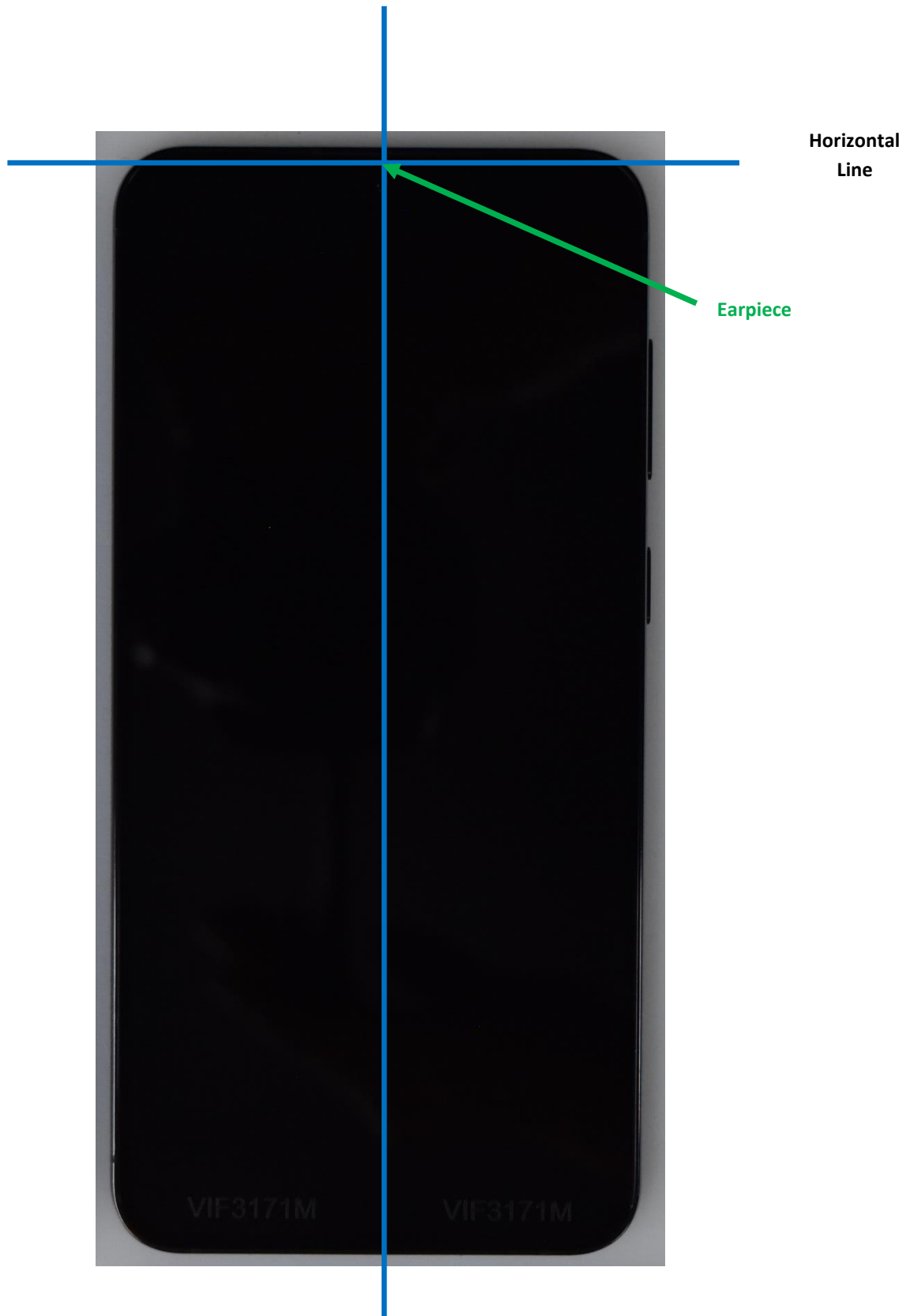
Rear View of the DUT



Setup Photos


Handset Vertical and Horizontal Reference Lines

Vertical
Center Line




Head Exposure Conditions


Left Touch




Left Tilt (15°)



Right Touch



Right Tilt (15°)



Body-worn Accessory Exposure Conditions

Rear(15mm)



Front(15mm)



Hotspot Exposure Conditions


Rear(10mm)



Front(10mm)




Edge 1(10mm)




Edge 2(10mm)



Edge 3(10mm)




Edge 4(10mm)



Phablet Exposure Conditions


Rear (0mm)



Front (0mm)




Edge 1 (0mm)




Edge 2 (0mm)



Edge 3 (0mm)



Edge 4 (0mm)




Rear (8mm)



Front (7mm)



Edge 3 (12mm)



Antenna Dimensions & Separation Distances

- ① Main Ant 1
-GSM 850, 1900
-WCDMA II, IV, V
-LTE B2, 4, 5, 12, 13, 17, 25, 26, 66
-NR Band n2, 5, 25, 66

- ② Main Ant 2
-LTE B41
-NR Band n41 SRS1

- ③ Main Ant 3
-NR Band n77 SRS 1

- ④ Main Ant 4
-NR Band n41 SRS 3
-NR Band n77 SRS 3

- ⑤ SUB Ant 1
-NR Band n41 SRS 2
-WIFI2 5G/6G

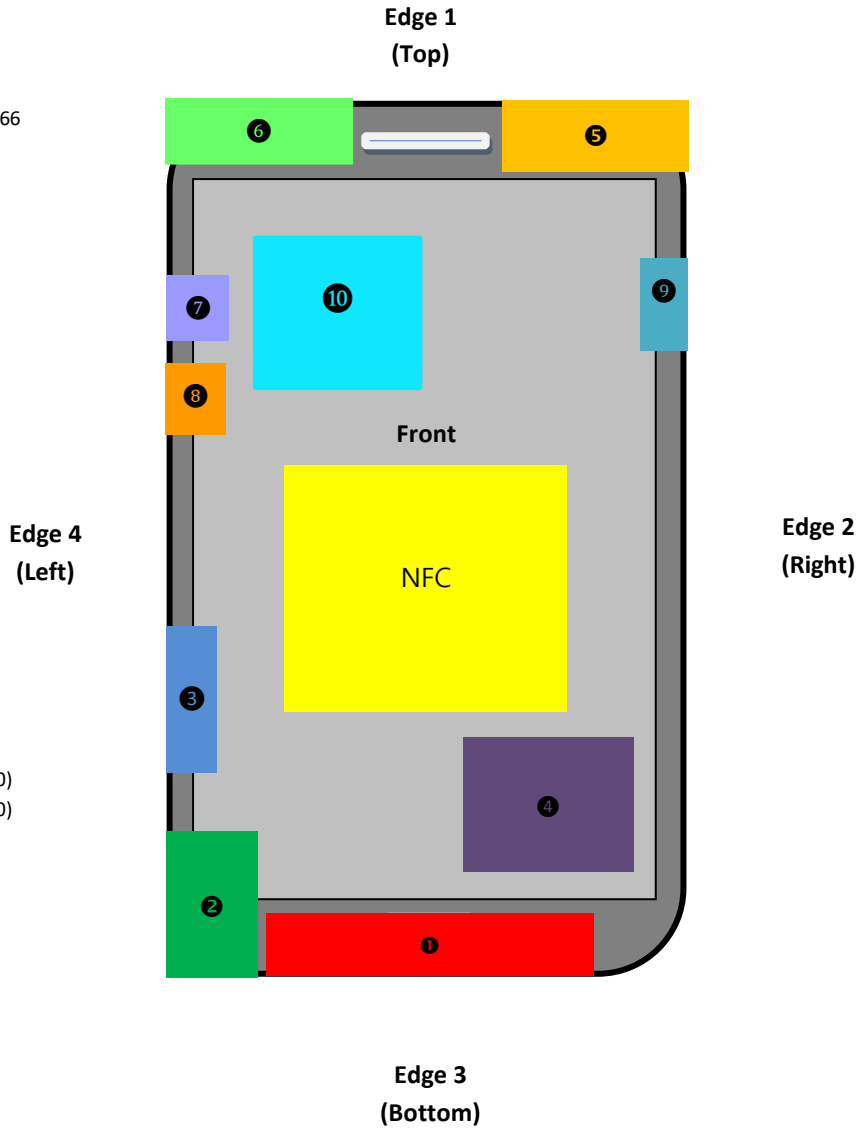
- ⑥ SUB Ant 2
-LTE B4 Upper
-NR Band n66 Upper
-NR Band n41 (Voice/Data/SRS0)
-NR Band n77 (Voice/Data/SRS0)

- ⑦ SUB Ant 4
-WIFI1 2.4G/5G/6G

- ⑧ SUB Ant 5
-NR Band n77 SRS 2
-UWB Ant.1

- ⑨ SUB Ant 6
-WIFI2 2.4G

- ⑩ UWB Ant.2



Antenna		Main Ant.1	Main Ant.2	Main Ant.3	Main Ant.4	Sub Ant.1	Sub Ant.2	Sub Ant.4	Sub Ant.5	Sub Ant.6	UWB Ant.2
Distance between Antenna to Edges of Device(mm)	Edge 1	157.7	144.2	138.5	134.5	0.0	0.0	13.4	36.1	21.5	23.87
	Edge 2	14.6	64.1	74.8	9.9	0.0	47.7	74.8	74.8	0.0	30.13
	Edge 3	0.0	0.0	14.6	54.0	145.4	157.7	127.4	101.2	99.8	107.0
	Edge 4	13.2	0.0	0.0	39.8	29.4	12.6	0.0	0.0	74.8	16.43