

APPENDIX C: TEST PLOTS

cDASY6 Module WPT Measurement Report

Device under test

Model / Manufacturer:
A3LSMS911JPN

Serial number:
VK41046M

Dimensions:
70 mm x 146 mm x 9 mm

Measurement scenario:
URS (back, AC power, 5.5 kHz)

Hardware setup

DASY version:
cDASY6 Module WPT, 1.2.0.8

Notebook version:
1.2.5

Probe model / serial number:
Single Probe with reference / WP000100

Scan setup

Type:
Static

Resolution:
X: 7.00 mm, Y: 7.00 mm, Z: 7.00 mm

Dimensions:
X: 154.00 mm, Y: 154.00 mm, Z: 14.00 mm

Completed on:
2023/02/17 13:17:14

Measurement results

Maximum H-field:
23.95 mA/m (rms)

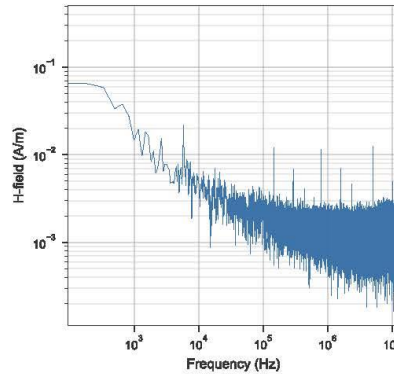
Location of maximum relative to DUT:
X: 63.00 mm, Y: 70.00 mm, Z: 21.00 mm

Maximum H-field (x, y, z):
32.17 mA/m, 16.93 mA/m, 14.08 mA/m

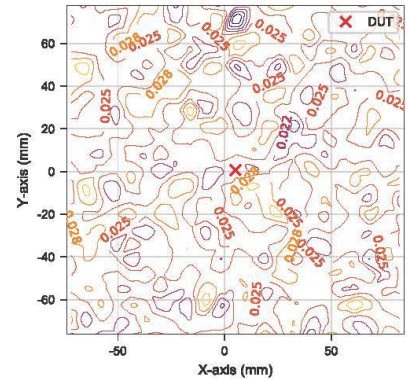
Peak frequency:
5.78 kHz (median)

Distance to -20.0 dB boundary:
NaN

H-field magnitude at maximum



H-field magnitude at lowest plane



Induced quantities in the anatomical model (f = 5.78 kHz, $\sigma = 0.355 \text{ S/m}$, reconstruction error = 91.0%)

Spacing (mm)	Peak Hinc (A/m, rms)	Peak Eind (V/m, rms)		Peak Jind (A/m ² , rms)		psSAR (mW/kg)	
		Cube avg.	Line avg.	Surface avg.	1g avg.	10g avg.	-20 dB radius (mm)
0 ★	0.037	< 0.001	< 0.001	< 0.001	< 0.001	< 0.001	87.4

Standard compliance evaluation

Spacing (mm)	ICNIRP 2020 (dB)			ICNIRP 1998 (dB)			IEEE 2019 (dB)			FCC 2020 (dB)			HC Code 6 (dB)		
	Peak Hinc (RL)	Peak Eind (BR)	psSAR (BR)	Peak Hinc (RL)	Peak Jind (BR)	psSAR (BR)	Peak Hinc (RL)	Peak Eind (BR)	psSAR (BR)	Peak Hinc (RL)	Peak Eind (BR)	psSAR (BR)	Peak Hinc (RL)	Peak Eind (BR)	psSAR (BR)
0 ★	11.9	-116	-110	28.4	-90.0	-110	-5.55	-119	-110	18.7	-116	-106	28.4	-116	-106

Standard compliance evaluation (coverage factor-adjusted) (Coefficients $W_{E_1} = 3.0$, $W_{E_2} = 2.0$, $W_j = 1.0$, $W_{SAR1g} = 1.0$, $W_{SAR10g} = 1.0$)

Spacing (mm)	ICNIRP 2020 (dB)		ICNIRP 1998 (dB)		IEEE 2019 (dB)		FCC 2020 (dB)		HC Code 6 (dB)	
	Peak Eind (BR)	psSAR (BR)	Peak Jind (BR)	psSAR (BR)	Peak Eind (BR)	psSAR (BR)	Peak Eind (BR)	psSAR (BR)	Peak Eind (BR)	psSAR (BR)
0 ★	-101	-108	-85.1	-108	-108	-108	-101	-104	-101	-104

cDASY6 Module WPT Measurement Report

Device under test

Model / Manufacturer:
A3LSMS911JPN

Serial number:
VK41046M

Dimensions:
70 mm x 146 mm x 9 mm

Measurement scenario:
URS (back, AC power, 147 kHz)

Hardware setup

DASY version:
cDASY6 Module WPT, 1.2.0.8

Notebook version:
1.2.5

Probe model / serial number:
Single Probe with reference / WP000100

Scan setup

Type:
Static

Resolution:
X: 7.00 mm, Y: 7.00 mm, Z: 7.00 mm

Dimensions:
X: 154.00 mm, Y: 154.00 mm, Z: 14.00 mm

Completed on:
2023/02/17 16:12:31

Measurement results

Maximum H-field:
11.18 mA/m (rms)

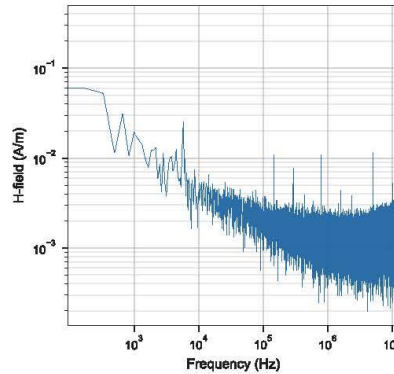
Location of maximum relative to DUT:
X: -56.00 mm, Y: -42.00 mm, Z: 7.00 mm

Maximum H-field (x, y, z):
12.06 mA/m, 10.63 mA/m, 8.19 mA/m

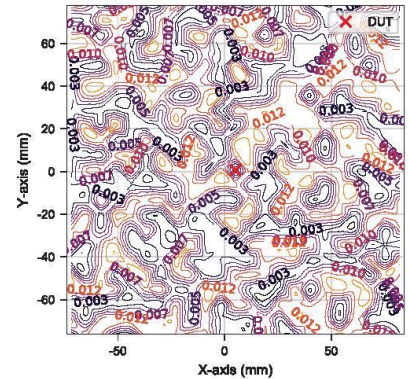
Peak frequency:
146.96 kHz (median)

Distance to -20.0 dB boundary:
7.00 mm

H-field magnitude at maximum



H-field magnitude at lowest plane



Induced quantities in the anatomical model (f = 147.00 kHz, $\sigma = 0.365$ S/m, reconstruction error = 183.2%)

Spacing (mm)	Peak Hinc (A/m, rms)	Peak Eind (V/m, rms)		Peak Jind (A/m ² , rms)		psSAR (mW/kg)	
		Cube avg.	Line avg.	Surface avg.	1g avg.	10g avg.	-20 dB radius (mm)
0 ★	0.027	< 0.001	< 0.001	< 0.001	< 0.001	< 0.001	85.1

Standard compliance evaluation

Spacing (mm)	ICNIRP 2020 (dB)			ICNIRP 1998 (dB)			IEEE 2019 (dB)			FCC 2020 (dB)			HC Code 6 (dB)		
	Peak Hinc (RL)	Peak Eind (BR)	psSAR (BR)	Peak Hinc (RL)	Peak Jind (BR)	psSAR (BR)	Peak Hinc (RL)	Peak Eind (BR)	psSAR (BR)	Peak Hinc (RL)	Peak Eind (BR)	psSAR (BR)	Peak Hinc (RL)	Peak Eind (BR)	psSAR (BR)
0 ★	9.92	-91.1	-84.3	26.5	-64.8	-84.3	-7.50	-93.5	-84.3	16.9	-90.2	-80.9	26.5	-90.2	-80.9

Standard compliance evaluation (coverage factor-adjusted) (Coefficients $w_{Ee}=3.0$, $w_{Ej}=2.0$, $w_j=1.0$, $w_{SAR1g}=1.0$, $w_{SAR10g}=1.0$)

Spacing (mm)	ICNIRP 2020 (dB)		ICNIRP 1998 (dB)		IEEE 2019 (dB)		FCC 2020 (dB)		HC Code 6 (dB)	
	Peak Eind (BR)	psSAR (BR)	Peak Jind (BR)	psSAR (BR)	Peak Eind (BR)	psSAR (BR)	Peak Eind (BR)	psSAR (BR)	Peak Eind (BR)	psSAR (BR)
0 ★	-76.9	-82.0	-60.1	-82.0	-82.9	-82.0	-76.0	-78.6	-76.0	-78.6

cDASY6 Module WPT Measurement Report

Device under test

Model / Manufacturer:
A3LSMS911JPN

Serial number:
VK41046M

Dimensions:
70 mm x 146 mm x 9 mm

Measurement scenario:
URS (back, AC power, 790 kHz)

Hardware setup

DASY version:
cDASY6 Module WPT, 1.2.0.8

Notebook version:
1.2.5

Probe model / serial number:
Single Probe with reference / WP000100

Scan setup

Type:
Static

Resolution:
X: 7.00 mm, Y: 7.00 mm, Z: 7.00 mm

Dimensions:
X: 154.00 mm, Y: 154.00 mm, Z: 14.00 mm

Completed on:
2023/02/17 14:40:17

Measurement results

Maximum H-field:
11.76 mA/m (rms)

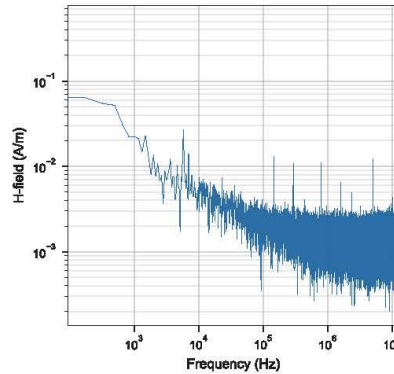
Location of maximum relative to DUT:
X: 77.00 mm, Y: 77.00 mm, Z: 14.00 mm

Maximum H-field (x, y, z):
11.21 mA/m, 11.33 mA/m, 9.25 mA/m

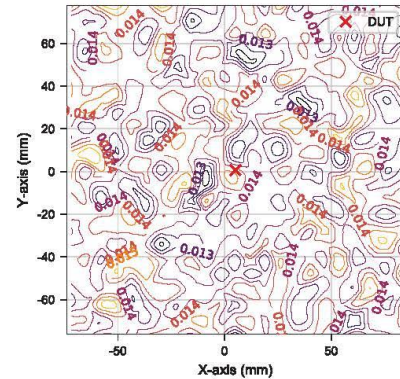
Peak frequency:
791.30 kHz (median)

Distance to -20.0 dB boundary:
NaN

H-field magnitude at maximum



H-field magnitude at lowest plane



Induced quantities in the anatomical model (f = 791.00 kHz, $\sigma = 0.355$ S/m, reconstruction error = 47.2%)

Spacing (mm)	Peak Hinc (A/m, rms)	Peak Eind (V/m, rms)		Peak Jind (A/m ² , rms)		psSAR (mW/kg)		-20 dB radius (mm)
		Cube avg.	Line avg.	Surface avg.	1g avg.	10g avg.		
0 ★	0.013	0.002	0.002	< 0.001	< 0.001	< 0.001	87.4	

Standard compliance evaluation

Spacing (mm)	ICNIRP 2020 (dB)			ICNIRP 1998 (dB)			IEEE 2019 (dB)			FCC 2020 (dB)			HC Code 6 (dB)		
	Peak Hinc (RL)	Peak Eind (BR)	psSAR (BR)	Peak Hinc (RL)	Peak Jind (BR)	psSAR (BR)	Peak Hinc (RL)	Peak Eind (BR)	psSAR (BR)	Peak Hinc (RL)	Peak Eind (BR)	psSAR (BR)	Peak Hinc (RL)	Peak Eind (BR)	psSAR (BR)
0 ★	1.59	-70.9	-61.6	18.1	-43.3	-61.6	-15.8	-74.0	-61.6	8.25	-70.3	-58.9	18.1	-70.3	-58.9

Standard compliance evaluation (coverage factor-adjusted) (Coefficients $W_{Ee}=3.0$, $W_{Ej}=2.0$, $W_j=1.0$, $W_{SAR1g}=1.0$, $W_{SAR10g}=1.0$)

Spacing (mm)	ICNIRP 2020 (dB)		ICNIRP 1998 (dB)		IEEE 2019 (dB)		FCC 2020 (dB)		HC Code 6 (dB)	
	Peak Eind (BR)	psSAR (BR)	Peak Jind (BR)	psSAR (BR)	Peak Eind (BR)	psSAR (BR)	Peak Eind (BR)	psSAR (BR)	Peak Eind (BR)	psSAR (BR)
0 ★	-56.5	-59.2	-38.5	-59.2	-63.1	-59.2	-55.9	-56.5	-55.9	-56.5

cDASY6 Module WPT Measurement Report

Device under test

Model / Manufacturer:
A3LSMS911JPN

Serial number:
VK41046M

Dimensions:
70 mm x 146 mm x 9 mm

Measurement scenario:
URS (back, AC power, peak search and 4990 kHz)

Hardware setup

DASY version:
cDASY6 Module WPT, 1.2.0.8

Notebook version:
1.2.5

Probe model / serial number:
Single Probe with reference / WP000100

Scan setup

Type:
Static

Resolution:
X: 7.00 mm, Y: 7.00 mm, Z: 7.00 mm

Dimensions:
X: 154.00 mm, Y: 154.00 mm, Z: 14.00 mm

Completed on:
2023/02/17 11:57:18

Measurement results

Maximum H-field:
23.72 mA/m (rms)

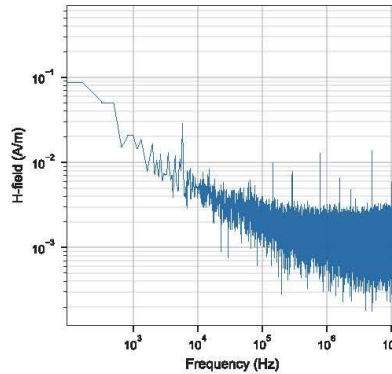
Location of maximum relative to DUT:
X: -35.00 mm, Y: 7.00 mm, Z: 14.00 mm

Maximum H-field (x, y, z):
30.94 mA/m, 17.11 mA/m, 10.95 mA/m

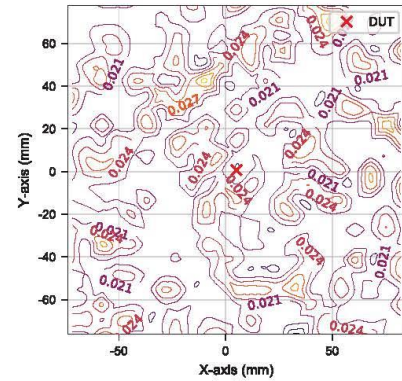
Peak frequency:
4.99 MHz (median)

Distance to -20.0 dB boundary:
NaN

H-field magnitude at maximum



H-field magnitude at lowest plane



Induced quantities in the anatomical model (f = 4.99 MHz, $\sigma = 0.355$ S/m, reconstruction error = 65.2%)

Spacing (mm)	Peak Hinc (A/m, rms)	Peak Eind (V/m, rms)		Line avg.	Peak Jind (A/m ² , rms)		psSAR (mW/kg)		-20 dB radius (mm)
		Cube avg.	Surface avg.		1g avg.	10g avg.			
0 ★	0.028	0.006	0.006	0.006	0.002	< 0.001	< 0.001	87.4	

Standard compliance evaluation

Spacing (mm)	ICNIRP 2020 (dB)			ICNIRP 1998 (dB)			IEEE 2019 (dB)			FCC 2020 (dB)			HC Code 6 (dB)		
	Peak Hinc (RL)	Peak Eind (BR)	psSAR (BR)	Peak Hinc (RL)	Peak Jind (BR)	psSAR (BR)	Peak Hinc (RL)	Peak Eind (BR)	psSAR (BR)	Peak Hinc (RL)	Peak Eind (BR)	psSAR (BR)	Peak Hinc (RL)	Peak Eind (BR)	psSAR (BR)
0 ★	4.39	-59.8	-53.6	20.9	-33.4	-53.6	-13.0	-63.1	-53.6	11.4	-59.6	-49.6	20.9	-59.6	-49.6

Standard compliance evaluation (coverage factor-adjusted) (Coefficients $w_{Ee} = 3.0$, $w_{Ej} = 2.0$, $w_j = 1.0$, $w_{SAR1g} = 1.0$, $w_{SAR10g} = 1.0$)

Spacing (mm)	ICNIRP 2020 (dB)		ICNIRP 1998 (dB)		IEEE 2019 (dB)		FCC 2020 (dB)		HC Code 6 (dB)	
	Peak Eind (BR)	psSAR (BR)	Peak Jind (BR)	psSAR (BR)	Peak Eind (BR)	psSAR (BR)	Peak Eind (BR)	psSAR (BR)	Peak Eind (BR)	psSAR (BR)
0 ★	-45.4	-51.2	-28.6	-51.2	-52.2	-51.2	-45.2	-47.2	-45.2	-47.2

ELEMENT

DUT: A3LSMS911JPN; Type: Portable Handset; Serial: VK41056M

Communication System: UID:0 - CAB, CW; MAIA: Y; Frequency: 5850.0 MHz
Medium: 5200-5800 Body; Medium parameters used:
f = 5850.0 MHz; cond = 5.98 S/m; perm = 47.5; density = 1000 kg/m³
Phantom Section: Flat; Space: 0.00 mm

Test Date: 12/27/2022; Ambient Temp: 22.6⁰C; Tissue Temp: 22.0⁰C

Probe: EX3DV4 - SN7659; ConvF:(4.49,4.49,4.49); Calibrated: 2022-04-20
Sensor-Surface: 1.4mm (VMS + 6p)
Electronics: DAE4 Sn1407; Calibrated: 2022-04-13
Phantom: Twin-SAM V5.0; Serial: 1873
Measurement SW: DASY Module SAR V16.2.0.1425

Mode: Unintentional Radiator SAR, Back side 0mm

Area Scan (120.0 x 200.0): Measurement grid: dx=10.0 mm, dy=10.0 mm

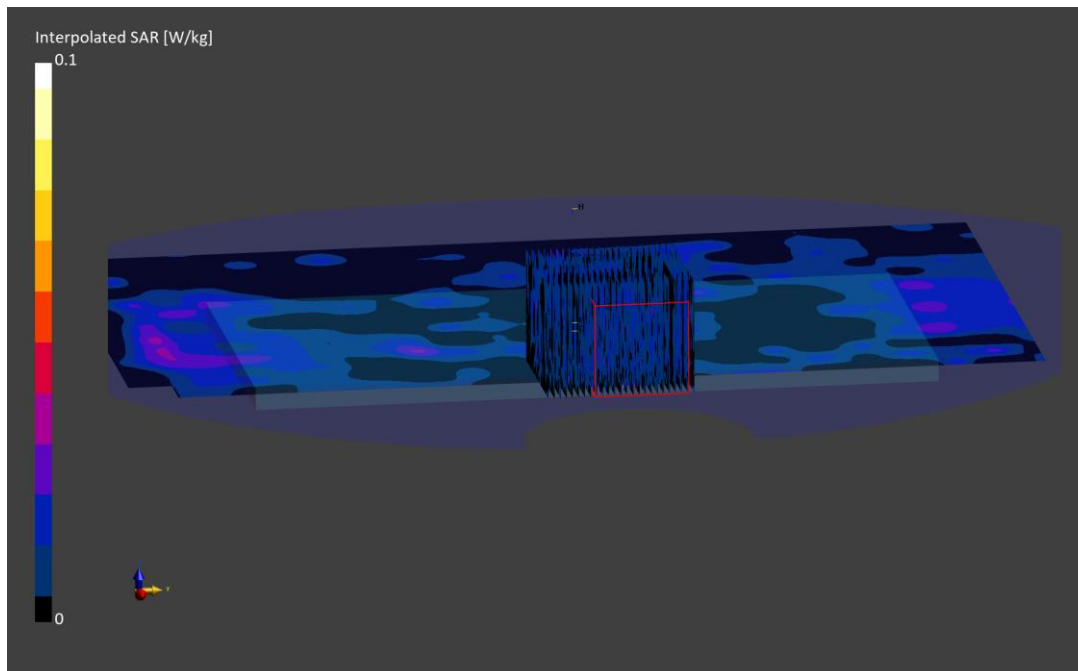
Zoom Scan (22.0 x 22.0 x 22.0): Measurement grid: dx=1.4 mm, dy=1.4 mm, dz=1.2 mm; Graded Ratio: 1.2

Peak SAR (extrapolated) = 0.080 W/kg

SAR(1 g) = 0.012 W/kg

Smallest distance from peaks to all points 3 dB below is 0.9 mm

Ratio of SAR at M2 to SAR at M1 = 36.4 %



ELEMENT

Date: 12/13/2022

Device Under Test Properties

DUT	Serial Number	DUT Type
A3LSMS911JPN	VK41052M	Portable Handset

Exposure Conditions

Phantom Section	Position	Test Distance [mm]	Frequency [MHz]
5G	BACK	2.00	6000

Hardware Setup

Probe, Calibration Date	DAE, Calibration Date
EUmmWV3 - SN9407_F1-55GHz, 2022-10-17	DAE4ip Sn1638, 2022-10-13

Software Setup

Software	Software Version
cDASY6 Module mmWave	3.0.0.841

Scans Setup

Scan Type	5G Scan
Grid Extents [mm]	150 x 200
Grid Steps [lambda]	0.25 x 0.25
Sensor Surface [mm]	2.0

Measurement Results

Scan Type	5G Scan
Avg. Area [cm ²]	4.00
pS _{tot} avg [W/m ²]	0.137
pS _n avg [W/m ²]	0.133
E _{peak} [V/m]	9.54

