

APPENDIX A: SAR TEST RESULTS FOR P_{LIMIT} CALCULATIONS

Table A-1
DSI = 2 P_{Limit} Calculations – NR Band n48 Head SAR

MEASUREMENT RESULTS																
FREQUENCY			Mode	Bandwidth [MHz]	Conducted Power [dBm]	Antenna Config	Side	Test Position	Waveform	Modulation	RB Size	RB Offset	Duty Cycle	SAR (1g)	Plimit	Overall Plimit
MHz	Ch.	Low												Mid		
3570.00	638000	Low	NR Band n48	40	17.04	F	Right	Cheek	DFT-S-OFDM	QPSK	1	104	1:1	0.624	19.09	18.56
3624.99	641666	Mid	NR Band n48	40	16.80	F	Right	Cheek	DFT-S-OFDM	QPSK	1	1	1:1	0.658	18.62	
3679.98	645332	High	NR Band n48	40	16.85	F	Right	Cheek	DFT-S-OFDM	QPSK	1	104	1:1	0.674	18.56	
3570.00	638000	Low	NR Band n48	40	16.98	F	Right	Cheek	DFT-S-OFDM	QPSK	50	56	1:1	0.595	19.23	
3624.99	641666	Mid	NR Band n48	40	16.79	F	Right	Cheek	DFT-S-OFDM	QPSK	50	0	1:1	0.663	18.57	
3679.98	645332	High	NR Band n48	40	16.72	F	Right	Cheek	DFT-S-OFDM	QPSK	50	56	1:1	0.627	18.75	
3570.00	638000	Low	NR Band n48	40	16.97	F	Right	Cheek	DFT-S-OFDM	QPSK	100	0	1:1	0.579	19.34	
3679.98	645332	High	NR Band n48	40	16.83	F	Right	Cheek	CP-OFDM	QPSK	1	1	1:1	0.626	18.86	
3570.00	638000	Low	NR Band n48	40	17.04	F	Right	Tilt	DFT-S-OFDM	QPSK	1	104	1:1	0.370	21.36	
3570.00	638000	Low	NR Band n48	40	16.98	F	Right	Tilt	DFT-S-OFDM	QPSK	50	56	1:1	0.361	21.40	
3570.00	638000	Low	NR Band n48	40	17.04	F	Left	Cheek	DFT-S-OFDM	QPSK	1	104	1:1	0.178	24.54	
3570.00	638000	Low	NR Band n48	40	16.98	F	Left	Cheek	DFT-S-OFDM	QPSK	50	56	1:1	0.172	24.62	
3570.00	638000	Low	NR Band n48	40	17.04	F	Left	Tilt	DFT-S-OFDM	QPSK	1	104	1:1	0.161	24.97	
3570.00	638000	Low	NR Band n48	40	16.98	F	Left	Tilt	DFT-S-OFDM	QPSK	50	56	1:1	0.154	25.10	

For some bands/modes, a lower P_{Limit} was selected as a more conservative evaluation.

Table A-2
DSI = 0 P_{Limit} Calculations – NR Band n48 Body-Worn SAR

MEASUREMENT RESULTS																
FREQUENCY			Mode	Bandwidth [MHz]	Conducted Power [dBm]	Antenna Config	Waveform	Modulation	RB Size	RB Offset	Spacing	Side	Duty Cycle	SAR (1g)	Plimit	Overall Plimit
MHz	Ch.	Low												(W/kg)		
3570.00	638000	Low	NR Band n48	40	17.04	F	DFT-S-OFDM	QPSK	1	104	15 mm	back	1:1	0.112	26.55	26.55
3570.00	638000	Low	NR Band n48	40	16.98	F	DFT-S-OFDM	QPSK	50	56	15 mm	back	1:1	0.104	26.81	
3679.98	645332	High	NR Band n48	40	16.83	F	CP-OFDM	QPSK	1	1	15 mm	back	1:1	0.089	27.34	

For some bands/modes, a lower P_{Limit} was selected as a more conservative evaluation.




FCC ID: A3LSMS908U	 PCTEST Proud to be part of 	PART 0 SAR CHAR REPORT		Approved by: Quality Manager
Test Dates: 10/31/21 - 11/15/21	DUT Type: Portable Handset	APPENDIX A: Page 1 of 3		

Table A-3
DSI = 3 P_{Limit} Calculations – NR Band n48 Hotspot SAR

MEASUREMENT RESULTS																
FREQUENCY			Mode	Bandwidth [MHz]	Conducted Power [dBm]	Antenna Config	Waveform	Modulation	RB Size	RB Offset	Spacing	Side	Duty Cycle	SAR (1g)	Plimit	Overall Plimit
MHz	Ch.	Low												(W/kg)		
3570.00	638000	Low	NR Band n48	40	17.04	F	DFT-S-OFDM	QPSK	1	104	10 mm	back	1:1	0.244	23.17	19.76
3570.00	638000	Low	NR Band n48	40	16.98	F	DFT-S-OFDM	QPSK	50	56	10 mm	back	1:1	0.222	23.52	
3570.00	638000	Low	NR Band n48	40	17.04	F	DFT-S-OFDM	QPSK	1	104	10 mm	front	1:1	0.195	24.14	
3570.00	638000	Low	NR Band n48	40	16.98	F	DFT-S-OFDM	QPSK	50	56	10 mm	front	1:1	0.194	24.10	
3570.00	638000	Low	NR Band n48	40	17.04	F	DFT-S-OFDM	QPSK	1	104	10 mm	top	1:1	0.166	24.84	
3570.00	638000	Low	NR Band n48	40	16.98	F	DFT-S-OFDM	QPSK	50	56	10 mm	top	1:1	0.157	25.02	
3570.00	638000	Low	NR Band n48	40	17.04	F	DFT-S-OFDM	QPSK	1	104	10 mm	left	1:1	0.515	19.92	
3624.99	641666	Mid	NR Band n48	40	16.80	F	DFT-S-OFDM	QPSK	1	1	10 mm	left	1:1	0.447	20.30	
3679.98	645332	High	NR Band n48	40	16.85	F	DFT-S-OFDM	QPSK	1	104	10 mm	left	1:1	0.365	21.23	
3570.00	638000	Low	NR Band n48	40	16.98	F	DFT-S-OFDM	QPSK	50	56	10 mm	left	1:1	0.460	20.35	
3624.99	641666	Mid	NR Band n48	40	16.79	F	DFT-S-OFDM	QPSK	50	0	10 mm	left	1:1	0.436	20.40	
3679.98	645332	High	NR Band n48	40	16.72	F	DFT-S-OFDM	QPSK	50	56	10 mm	left	1:1	0.359	21.17	
3570.00	638000	Low	NR Band n48	40	16.97	F	DFT-S-OFDM	QPSK	100	0	10 mm	left	1:1	0.526	19.76	
3679.98	645332	High	NR Band n48	40	16.83	F	CP-OFDM	QPSK	1	1	10 mm	left	1:1	0.403	20.78	

For some bands/modes, a lower P_{Limit} was selected as a more conservative evaluation.

Table A-4
DSI = 0 P_{Limit} Calculations – NR Band n48 Phablet SAR

MEASUREMENT RESULTS																
FREQUENCY			Mode	Bandwidth [MHz]	Conducted Power [dBm]	Antenna Config	Waveform	Modulation	RB Size	RB Offset	Spacing	Side	Duty Cycle	SAR (10g)	Plimit	Overall Plimit
MHz	Ch.	Low												(W/kg)		
3570.00	638000	Low	NR Band n48	40	17.04	F	DFT-S-OFDM	QPSK	1	104	0 mm	back	1:1	0.753	22.25	17.00
3570.00	638000	Low	NR Band n48	40	16.98	F	DFT-S-OFDM	QPSK	50	56	0 mm	back	1:1	0.726	22.35	
3570.00	638000	Low	NR Band n48	40	17.04	F	DFT-S-OFDM	QPSK	1	104	0 mm	front	1:1	0.534	23.74	
3570.00	638000	Low	NR Band n48	40	17.04	F	DFT-S-OFDM	QPSK	1	104	0 mm	top	1:1	0.212	27.76	
3570.00	638000	Low	NR Band n48	40	17.04	F	DFT-S-OFDM	QPSK	1	104	0 mm	left	1:1	2.380	17.25	
3624.99	641666	Mid	NR Band n48	40	16.80	F	DFT-S-OFDM	QPSK	1	1	0 mm	left	1:1	2.160	17.43	
3679.98	645332	High	NR Band n48	40	16.85	F	DFT-S-OFDM	QPSK	1	104	0 mm	left	1:1	1.830	18.20	
3570.00	638000	Low	NR Band n48	40	16.98	F	DFT-S-OFDM	QPSK	50	56	0 mm	left	1:1	2.320	17.30	
3624.99	641666	Mid	NR Band n48	40	16.79	F	DFT-S-OFDM	QPSK	50	0	0 mm	left	1:1	2.030	17.69	
3679.98	645332	High	NR Band n48	40	16.72	F	DFT-S-OFDM	QPSK	50	56	0 mm	left	1:1	1.790	18.17	
3570.00	638000	Low	NR Band n48	40	16.97	F	DFT-S-OFDM	QPSK	100	0	0 mm	left	1:1	2.480	17.00	
3679.98	645332	High	NR Band n48	40	16.83	F	CP-OFDM	QPSK	1	1	0 mm	left	1:1	1.920	17.98	

For some bands/modes, a lower P_{Limit} was selected as a more conservative evaluation.

Data highlighted in blue was tested and provided by the manufacturer.






FCC ID: A3LSMS908U	 Proud to be part of 	PART 0 SAR CHAR REPORT		Approved by: Quality Manager
Test Dates: 10/31/21 - 11/15/21	DUT Type: Portable Handset			APPENDIX A: Page 2 of 3

Table A-5
DSI = 1 P_{Limit} Calculations – NR Band n48 Phablet SAR

MEASUREMENT RESULTS																
FREQUENCY		Mode	Bandwidth [MHz]	Conducted Power [dBm]	Antenna Config	Waveform	Modulation	RB Size	RB Offset	Spacing	Side	Duty Cycle	SAR (10g)	P _{limit}	Overall P _{limit}	
MHz	Ch.												(W/kg)			
3570.00	638000	Low	NR Band n48	40	17.04	F	DFT-S-OFDM	QPSK	1	104	0 mm	back	1:1	0.753	22.25	17.00
3570.00	638000	Low	NR Band n48	40	16.98	F	DFT-S-OFDM	QPSK	50	56	0 mm	back	1:1	0.726	22.35	
3570.00	638000	Low	NR Band n48	40	17.04	F	DFT-S-OFDM	QPSK	1	104	0 mm	front	1:1	0.534	23.74	
3570.00	638000	Low	NR Band n48	40	17.04	F	DFT-S-OFDM	QPSK	1	104	0 mm	top	1:1	0.212	27.76	
3570.00	638000	Low	NR Band n48	40	17.04	F	DFT-S-OFDM	QPSK	1	104	0 mm	left	1:1	2.380	17.25	
3624.99	641666	Mid	NR Band n48	40	16.80	F	DFT-S-OFDM	QPSK	1	1	0 mm	left	1:1	2.160	17.43	
3679.98	645332	High	NR Band n48	40	16.85	F	DFT-S-OFDM	QPSK	1	104	0 mm	left	1:1	1.830	18.20	
3570.00	638000	Low	NR Band n48	40	16.98	F	DFT-S-OFDM	QPSK	50	56	0 mm	left	1:1	2.320	17.30	
3624.99	641666	Mid	NR Band n48	40	16.79	F	DFT-S-OFDM	QPSK	50	0	0 mm	left	1:1	2.030	17.69	
3679.98	645332	High	NR Band n48	40	16.72	F	DFT-S-OFDM	QPSK	50	56	0 mm	left	1:1	1.790	18.17	
3570.00	638000	Low	NR Band n48	40	16.97	F	DFT-S-OFDM	QPSK	100	0	0 mm	left	1:1	2.480	17.00	
3679.98	645332	High	NR Band n48	40	16.83	F	CP-OFDM	QPSK	1	1	0 mm	left	1:1	1.920	17.98	

For some bands/modes, a lower P_{Limit} was selected as a more conservative evaluation.
Data highlighted in blue was tested and provided by the manufacturer.

FCC ID: A3LSMS908U	 <small>Proud to be part of element</small>	PART 0 SAR CHAR REPORT		Approved by: Quality Manager
Test Dates: 10/31/21 - 11/15/21	DUT Type: Portable Handset			APPENDIX A: Page 3 of 3