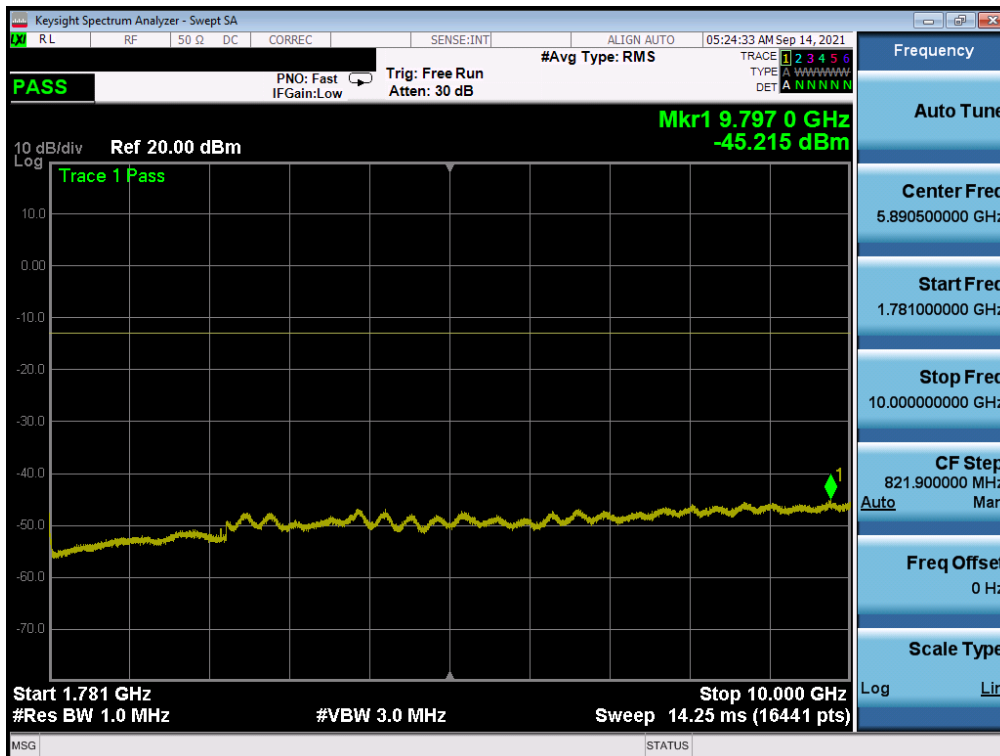
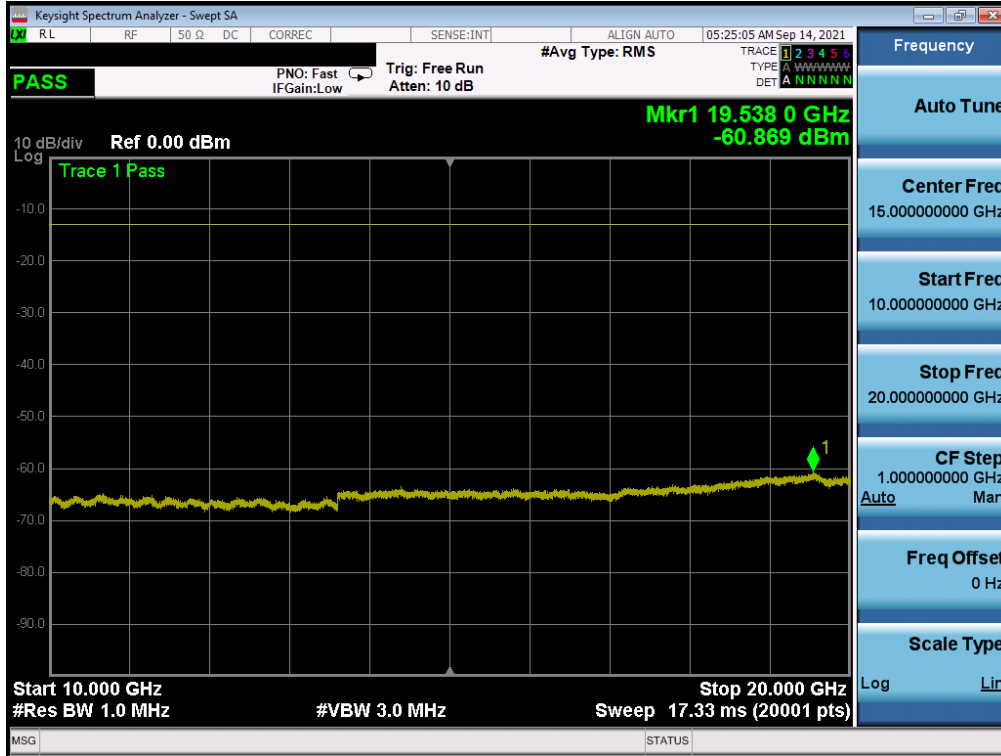


Plot 7-124. Conducted Spurious Plot (LTE Band 66/4 - 20MHz QPSK - 1 RB - High Channel)



Plot 7-125. Conducted Spurious Plot (LTE Band 66/4 - 20MHz QPSK - 1 RB - High Channel)

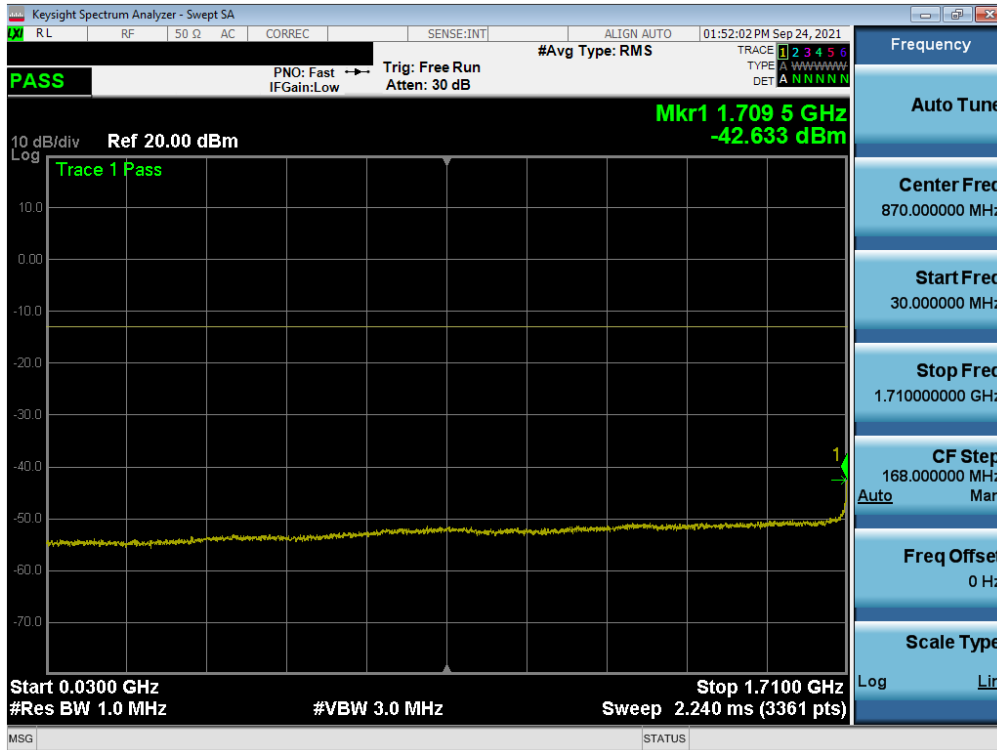
FCC ID: A3LSMS908U	PCTEST Proud to be part of element	PART 27 MEASUREMENT REPORT		Approved by: Technical Manager
Test Report S/N: 1M2109090102-04-R1.A3L	Test Dates: 9/9/2021 - 11/16/2021	EUT Type: Portable Handset		Page 84 of 214



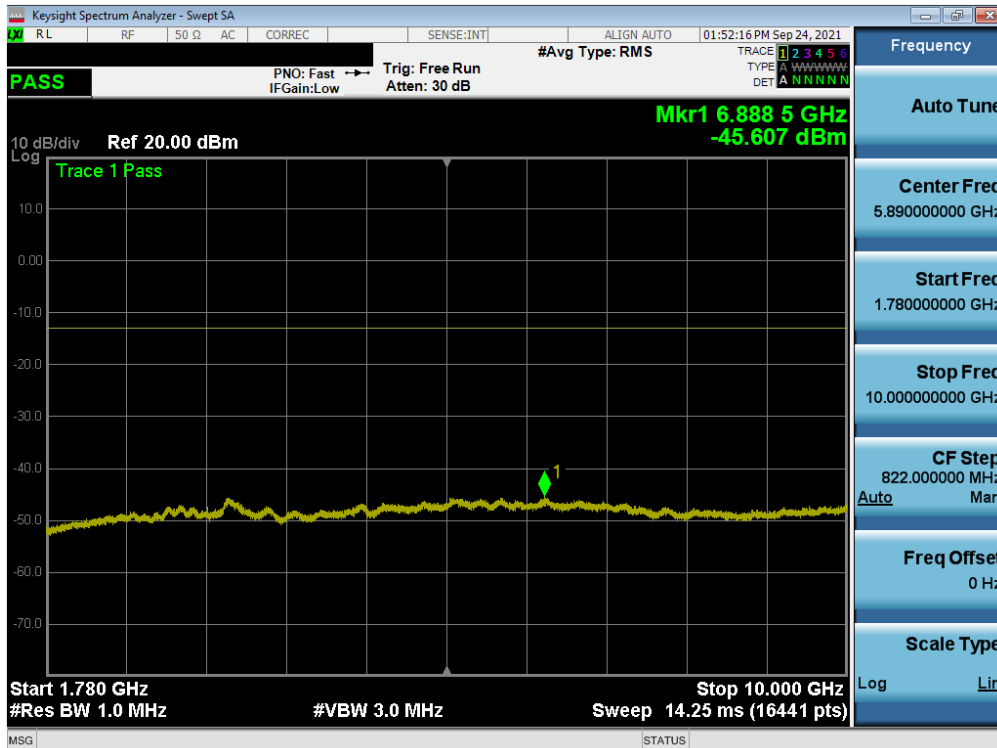
Plot 7-126. Conducted Spurious Plot (LTE Band 66/4 - 20MHz QPSK - 1 RB - High Channel)

FCC ID: A3LSMS908U	PCTEST Proud to be part of element	PART 27 MEASUREMENT REPORT		Approved by: Technical Manager
Test Report S/N: 1M2109090102-04-R1.A3L	Test Dates: 9/9/2021 - 11/16/2021	EUT Type: Portable Handset		Page 85 of 214

NR Band n66

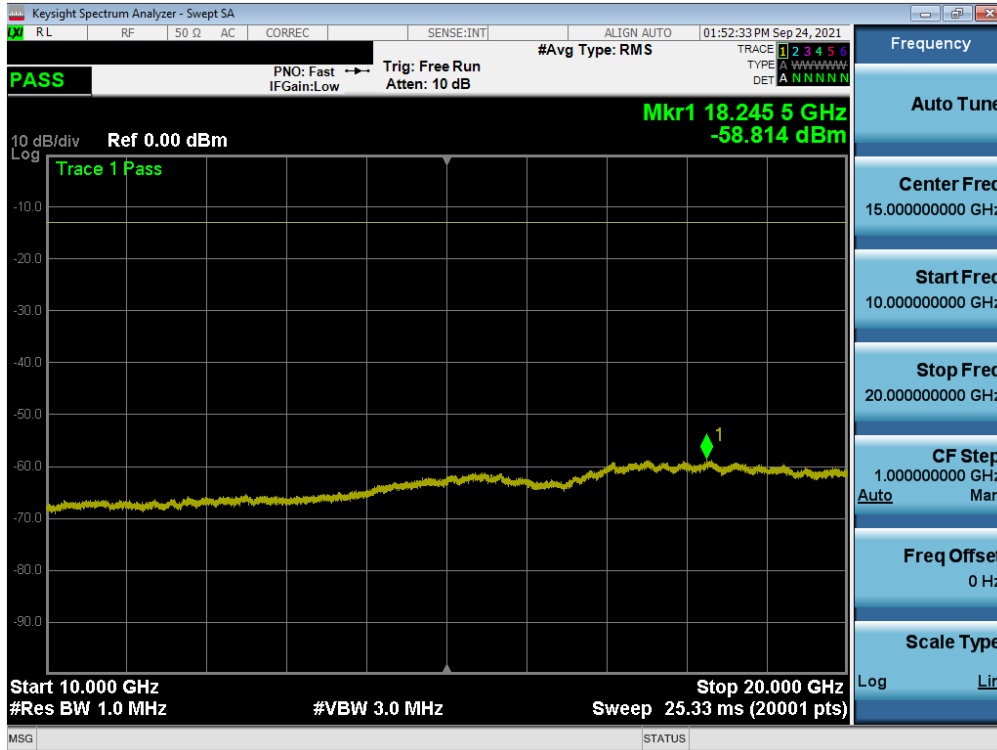


Plot 7-127. Conducted Spurious Plot (NR Band n66 -40.0MHz - 1 RB - Low Channel)

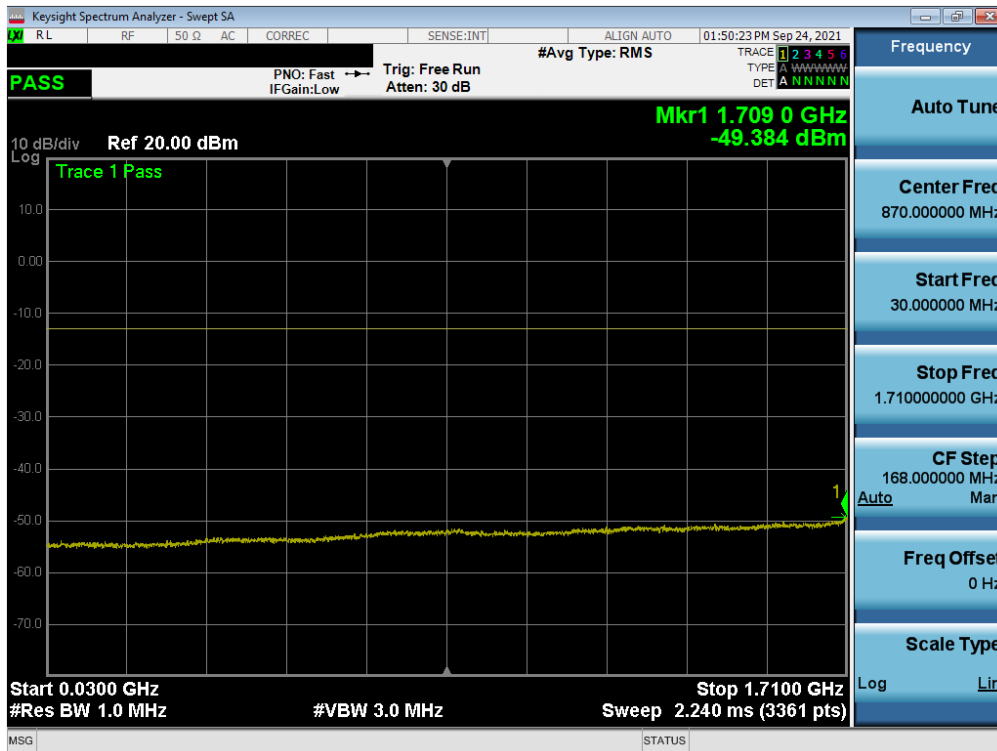


Plot 7-128. Conducted Spurious Plot (NR Band n66 - 40.0MHz - 1 RB - Low Channel)

FCC ID: A3LSMS908U	PCTEST Proud to be part of element	PART 27 MEASUREMENT REPORT	SAMSUNG	Approved by: Technical Manager
Test Report S/N: 1M2109090102-04-R1.A3L	Test Dates: 9/9/2021 - 11/16/2021	EUT Type: Portable Handset		Page 86 of 214

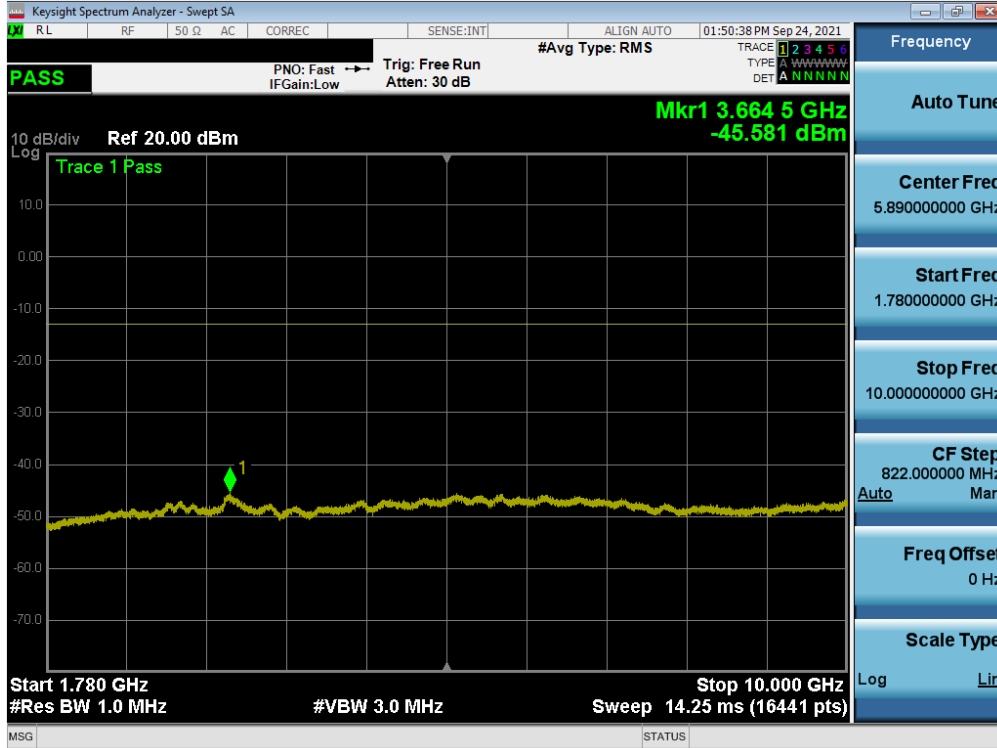


Plot 7-129. Conducted Spurious Plot (NR Band n66 - 40.0MHz - 1 RB - Low Channel)

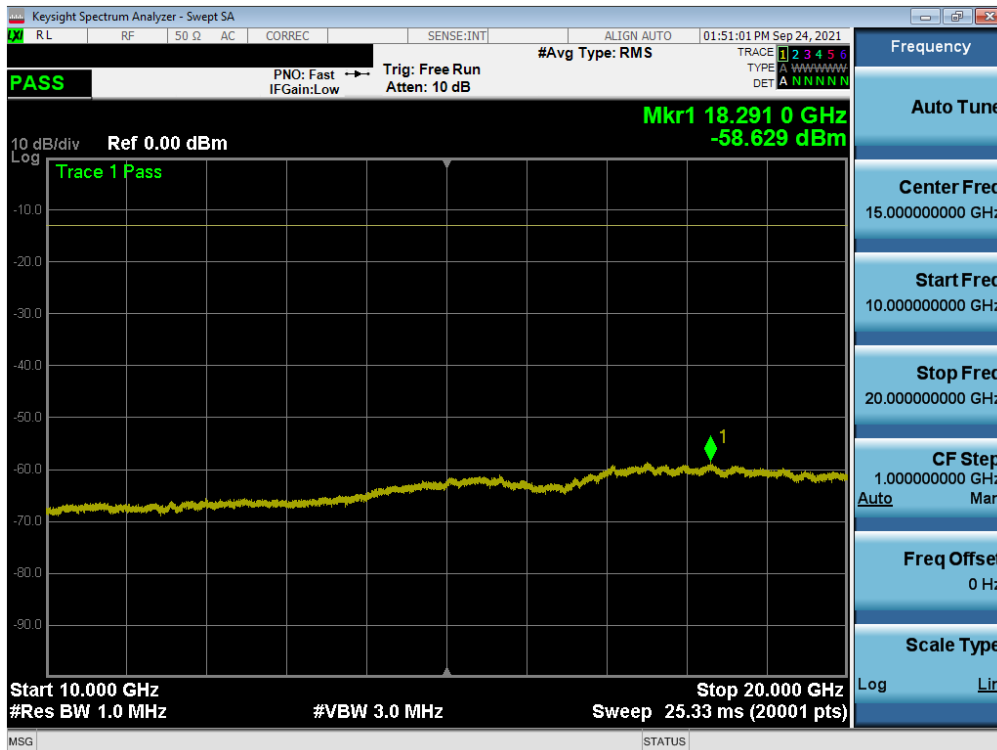


Plot 7-130. Conducted Spurious Plot (NR Band n66 - 40.0MHz - 1 RB - Mid Channel)

FCC ID: A3LSMS908U	PCTEST Proud to be part of element	PART 27 MEASUREMENT REPORT	SAMSUNG	Approved by: Technical Manager
Test Report S/N: 1M2109090102-04-R1.A3L	Test Dates: 9/9/2021 - 11/16/2021	EUT Type: Portable Handset		Page 87 of 214



Plot 7-131. Conducted Spurious Plot (NR Band n66 - 40.0MHz - 1 RB - Mid Channel)

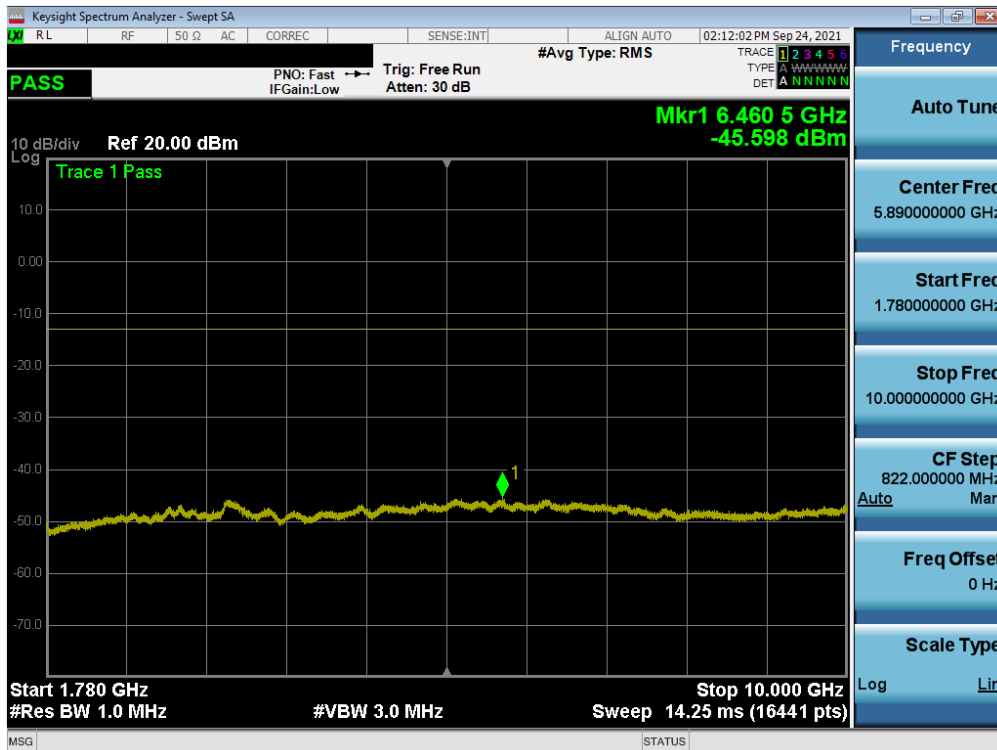


Plot 7-132. Conducted Spurious Plot (NR Band n66 - 40.0MHz - 1 RB - Mid Channel)

FCC ID: A3LSMS908U	PCTEST Proud to be part of element	PART 27 MEASUREMENT REPORT	SAMSUNG	Approved by: Technical Manager
Test Report S/N: 1M2109090102-04-R1.A3L	Test Dates: 9/9/2021 - 11/16/2021	EUT Type: Portable Handset		Page 88 of 214

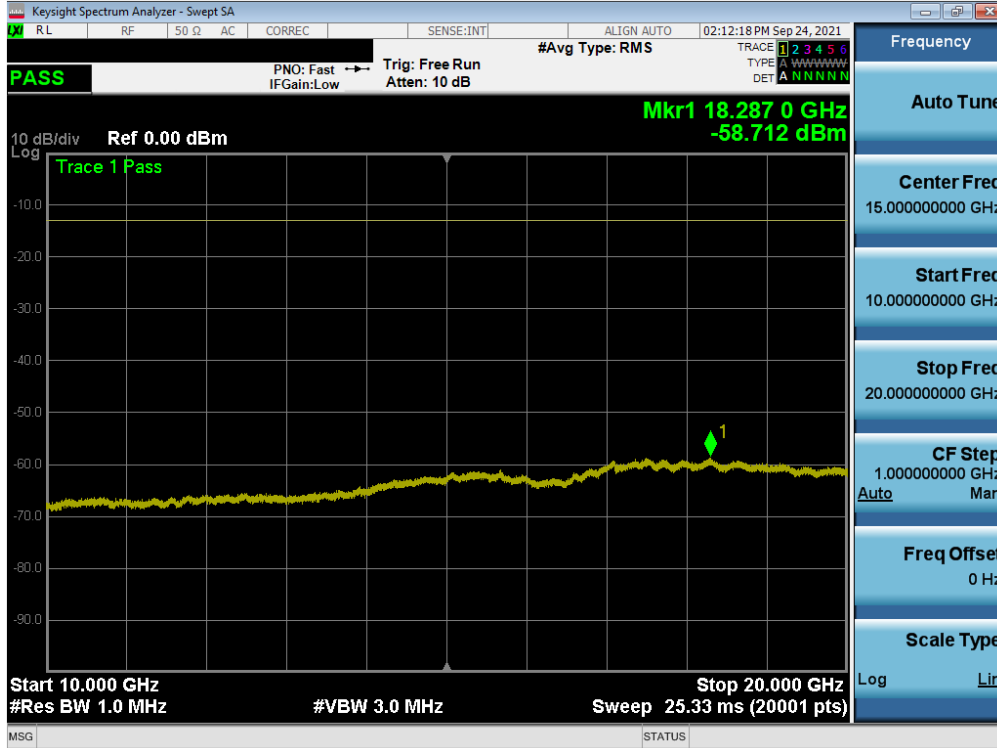


Plot 7-133. Conducted Spurious Plot (NR Band n66 - 40.0MHz - 1 RB - High Channel)



Plot 7-134. Conducted Spurious Plot (NR Band n66 - 40.0MHz - 1 RB - High Channel)

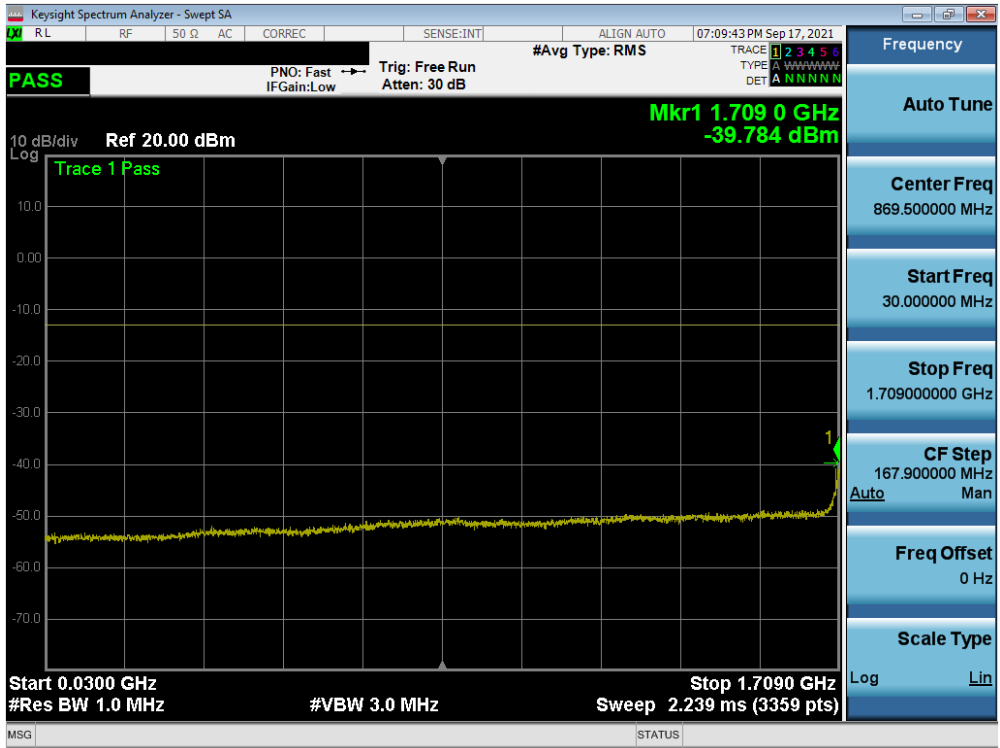
FCC ID: A3LSMS908U	PCTEST Proud to be part of element	PART 27 MEASUREMENT REPORT	SAMSUNG	Approved by: Technical Manager
Test Report S/N: 1M2109090102-04-R1.A3L	Test Dates: 9/9/2021 - 11/16/2021	EUT Type: Portable Handset		Page 89 of 214



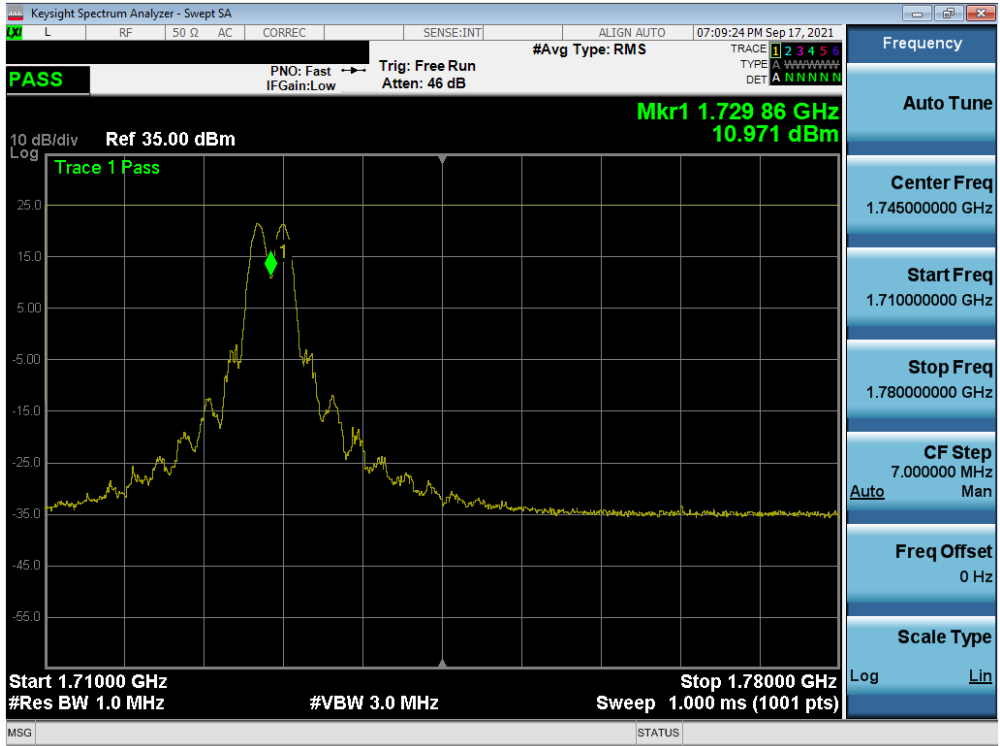
Plot 7-135. Conducted Spurious Plot (NR Band n66 - 40.0MHz - 1 RB - High Channel)

FCC ID: A3LSMS908U	PCTEST Proud to be part of element	PART 27 MEASUREMENT REPORT		Approved by: Technical Manager
Test Report S/N: 1M2109090102-04-R1.A3L	Test Dates: 9/9/2021 - 11/16/2021	EUT Type: Portable Handset		Page 90 of 214

Uplink CA LTE Band 66B/C

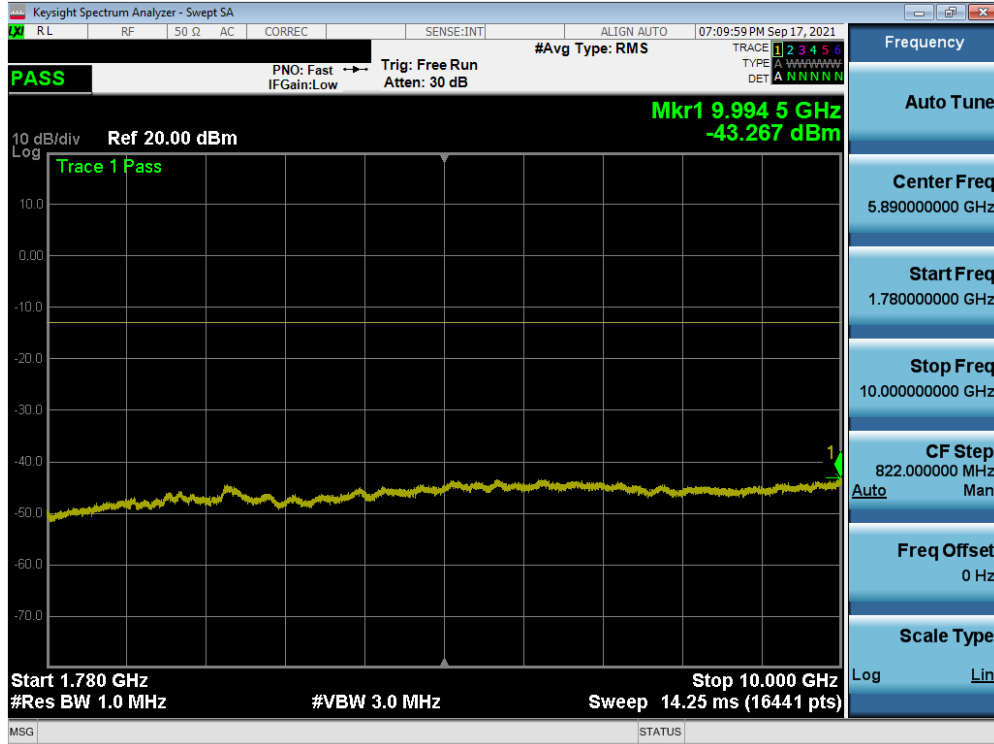


Plot 7-136. Conducted Spurious Plot (ULCA LTE Band 66 Low Channel)

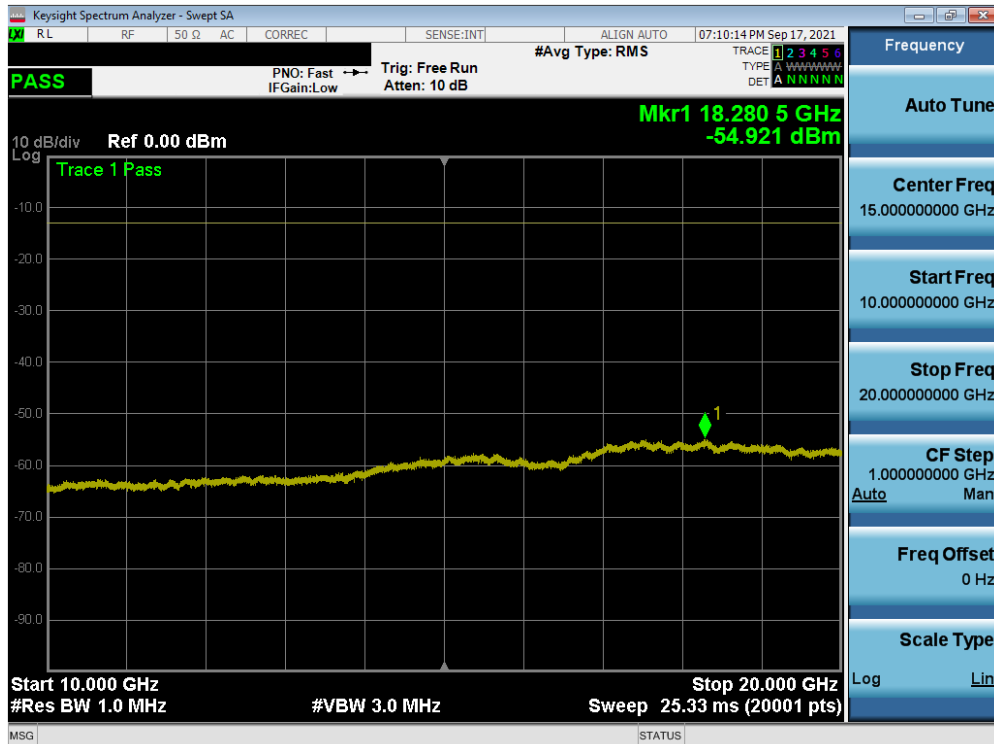


Plot 7-137. Conducted Spurious Plot (ULCA LTE Band 66 Low Channel)

FCC ID: A3LSMS908U		PART 27 MEASUREMENT REPORT		Approved by: Technical Manager
Test Report S/N: 1M2109090102-04-R1.A3L	Test Dates: 9/9/2021 - 11/16/2021	EUT Type: Portable Handset		Page 91 of 214

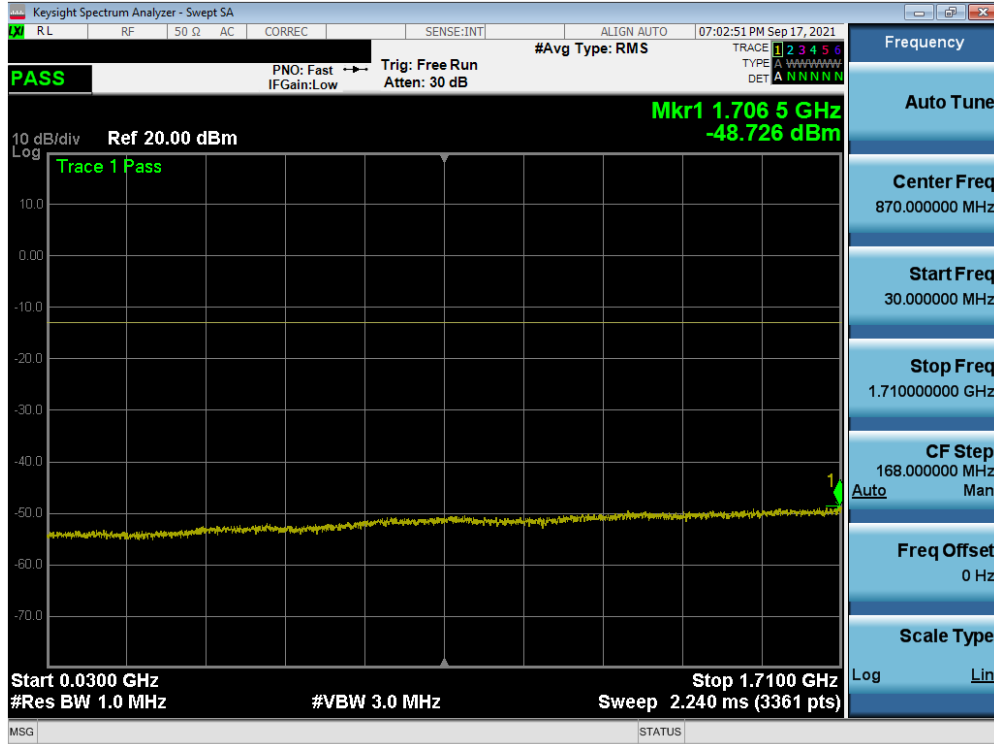


Plot 7-138. Conducted Spurious Plot (ULCA LTE Band 66 Low Channel)

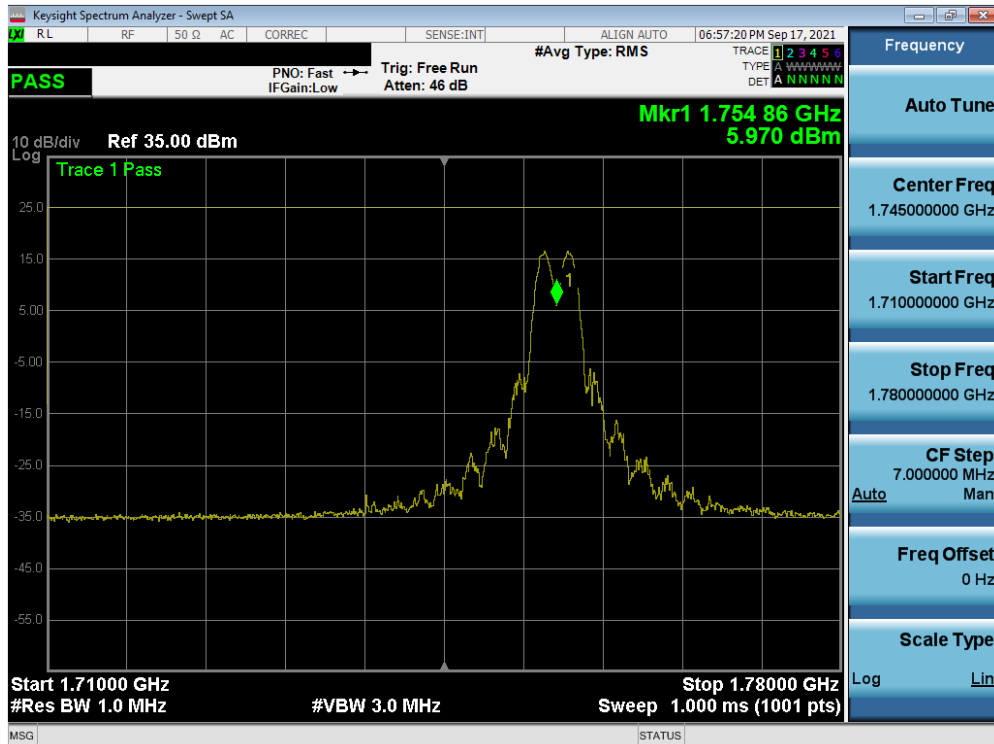


Plot 7-139. Conducted Spurious Plot (ULCA LTE Band 66 Low Channel)

FCC ID: A3LSMS908U	PCTEST Proud to be part of element	PART 27 MEASUREMENT REPORT		Approved by: Technical Manager
Test Report S/N: 1M2109090102-04-R1.A3L	Test Dates: 9/9/2021 - 11/16/2021	EUT Type: Portable Handset		Page 92 of 214

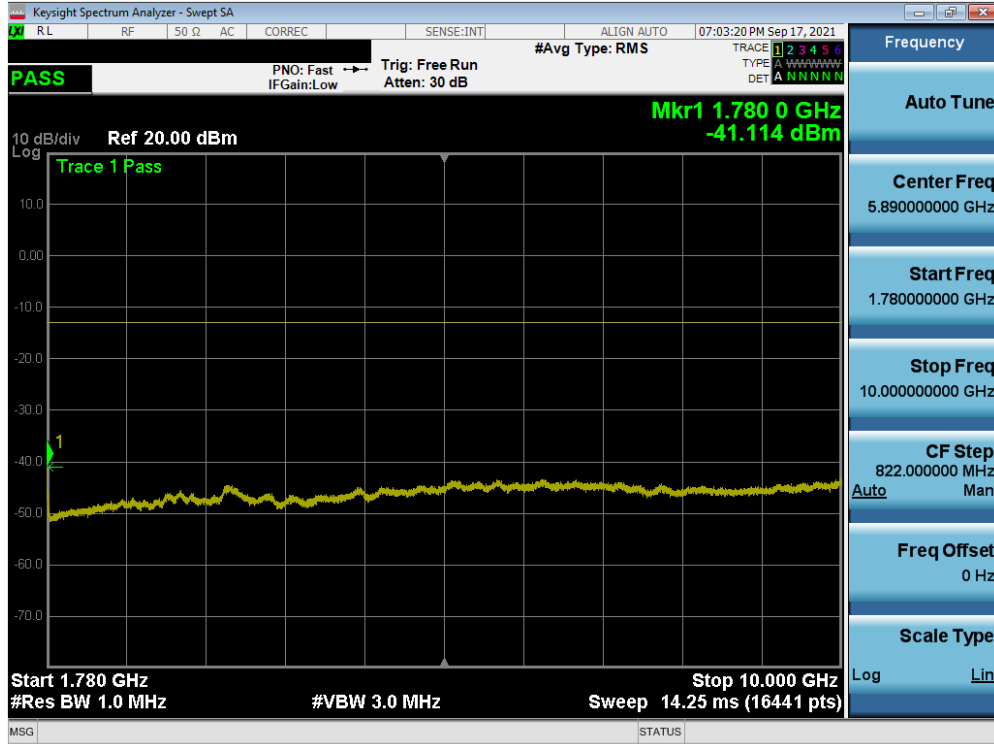


Plot 7-140. Conducted Spurious Plot (ULCA LTE Band 66 Mid Channel)

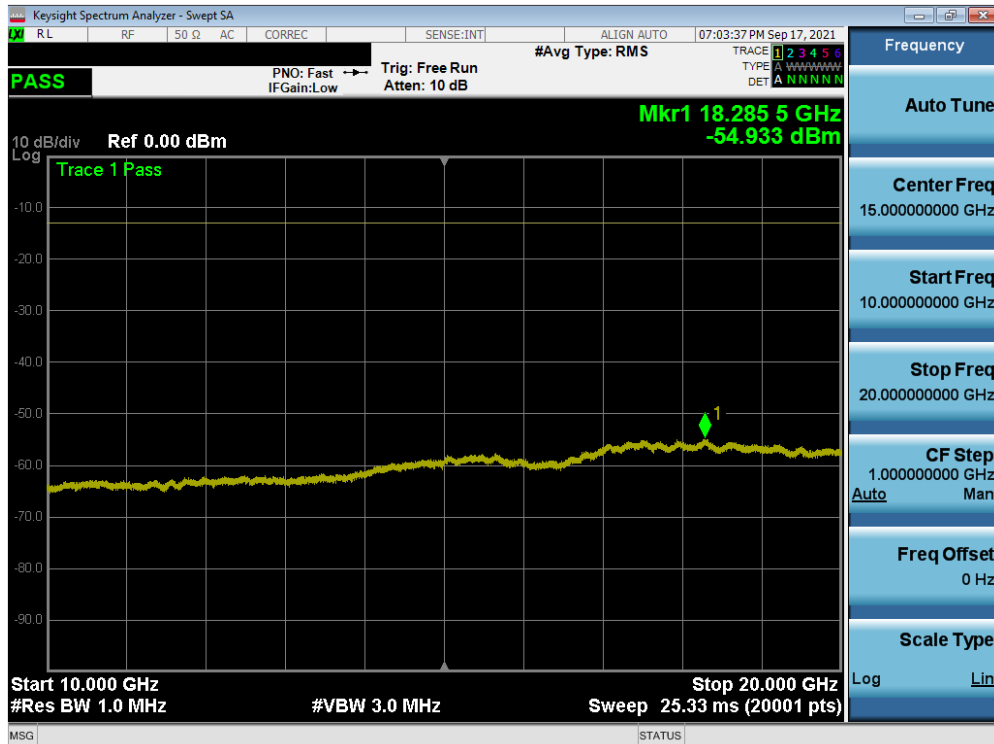


Plot 7-141. Conducted Spurious Plot (ULCA LTE Band 66 Mid Channel)

FCC ID: A3LSMS908U	PCTEST Proud to be part of element	PART 27 MEASUREMENT REPORT		Approved by: Technical Manager
Test Report S/N: 1M2109090102-04-R1.A3L	Test Dates: 9/9/2021 - 11/16/2021	EUT Type: Portable Handset		Page 93 of 214

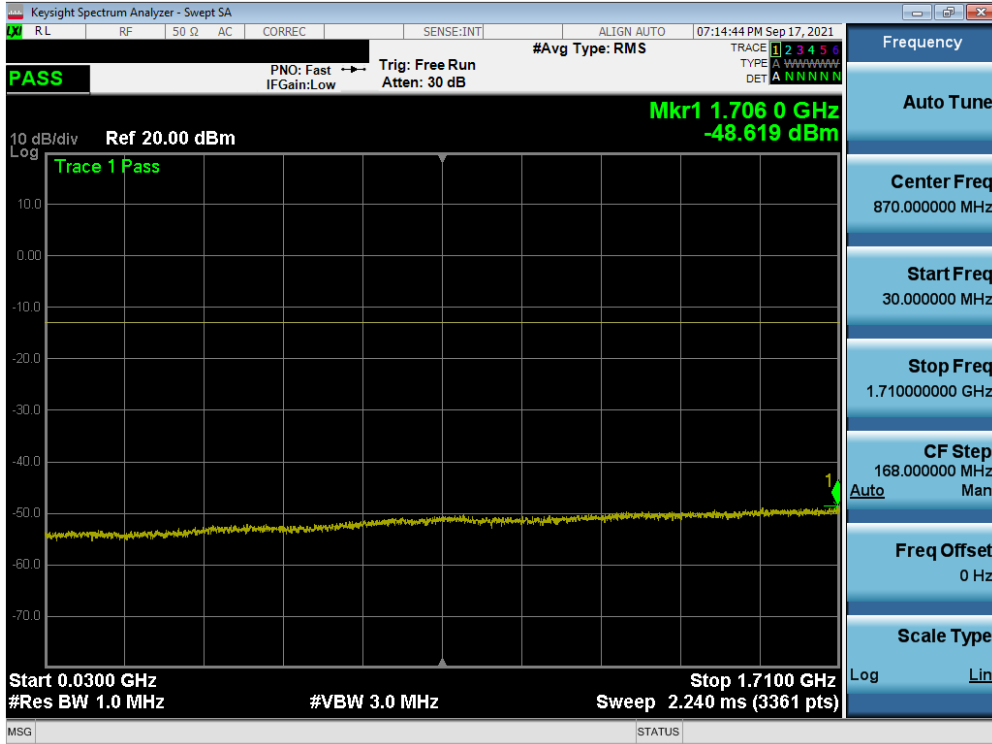


Plot 7-142. Conducted Spurious Plot (ULCA LTE Band 66 Mid Channel)

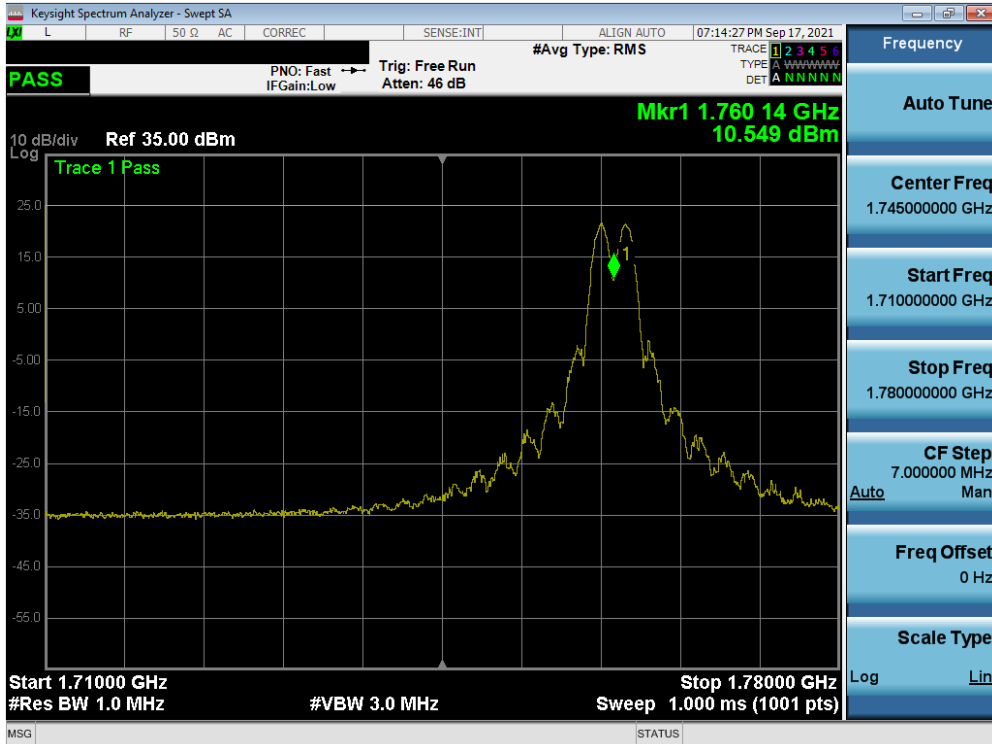


Plot 7-143. Conducted Spurious Plot (ULCA LTE Band 66 Mid Channel)

FCC ID: A3LSMS908U	PCTEST Proud to be part of element	PART 27 MEASUREMENT REPORT	SAMSUNG	Approved by: Technical Manager
Test Report S/N: 1M2109090102-04-R1.A3L	Test Dates: 9/9/2021 - 11/16/2021	EUT Type: Portable Handset		Page 94 of 214

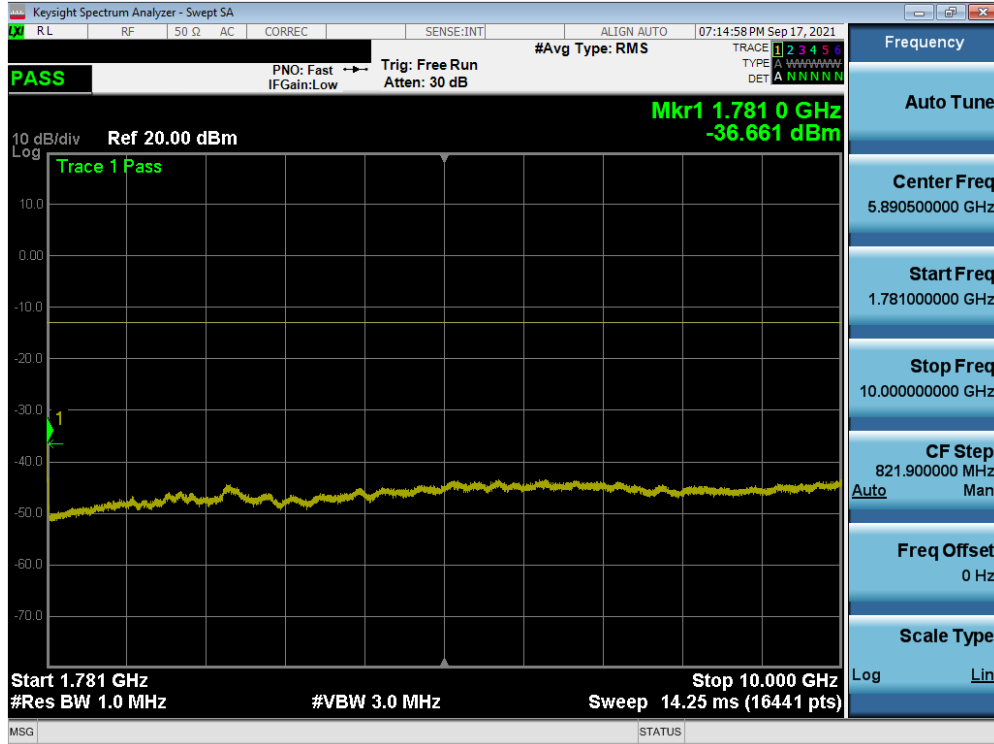


Plot 7-144. Conducted Spurious Plot (ULCA LTE Band 66 High Channel)



Plot 7-145. Conducted Spurious Plot (ULCA LTE Band 66 High Channel)

FCC ID: A3LSMS908U	PCTEST Proud to be part of element	PART 27 MEASUREMENT REPORT		Approved by: Technical Manager
Test Report S/N: 1M2109090102-04-R1.A3L	Test Dates: 9/9/2021 - 11/16/2021	EUT Type: Portable Handset		Page 95 of 214



Plot 7-146. Conducted Spurious Plot (ULCA LTE Band 66 High Channel)



Plot 7-147. Conducted Spurious Plot (ULCA LTE Band 66 High Channel)

FCC ID: A3LSMS908U	PCTEST Proud to be part of element	PART 27 MEASUREMENT REPORT	SAMSUNG	Approved by: Technical Manager
Test Report S/N: 1M2109090102-04-R1.A3L	Test Dates: 9/9/2021 - 11/16/2021	EUT Type: Portable Handset		Page 96 of 214

7.5 Band Edge Emissions at Antenna Terminal

Test Overview

All out of band emissions are measured with a spectrum analyzer connected to the antenna terminal of the EUT while the EUT is operating at its maximum duty cycle, at maximum power, and at the appropriate frequencies. All data rates were investigated to determine the worst case configuration. All modes of operation were investigated and the worst case configuration results are reported in this section.

The minimum permissible attenuation level of any spurious emission is $43 + 10 \log_{10}(P_{\text{Watts}})$, where P is the transmitter power in Watts.

Test Procedure Used

KDB 971168 D01 v03r01 - Section 6.0

Test Settings

1. Start and stop frequency were set such that the band edge would be placed in the center of the plot
2. Span was set large enough so as to capture all out of band emissions near the band edge
3. RBW \geq 1% of the emission bandwidth
4. VBW \geq 3 x RBW
5. Detector = RMS
6. Number of sweep points \geq 2 x Span/RBW
7. Trace mode = trace average for continuous emissions, max hold for pulse emissions
8. Sweep time = auto couple
9. The trace was allowed to stabilize

Test Setup

The EUT and measurement equipment were set up as shown in the diagram below.






Figure 7-4. Test Instrument & Measurement Setup

FCC ID: A3LSMS908U	 PCTEST Proud to be part of element	PART 27 MEASUREMENT REPORT		Approved by: Technical Manager
Test Report S/N: 1M2109090102-04-R1.A3L	Test Dates: 9/9/2021 - 11/16/2021	EUT Type: Portable Handset		Page 97 of 214



Test Notes

Per 27.53(h) in the 1 MHz bands immediately outside and adjacent to the frequency block a resolution bandwidth of at least one percent of the emission bandwidth of the fundamental emission of the transmitter may be employed to demonstrate compliance with the out-of-band emissions limit. The emission bandwidth is defined as the width of the signal between two points, one below the carrier center frequency and one above the carrier center frequency, outside of which all emission are attenuated at least 26 dB below the transmitter power.

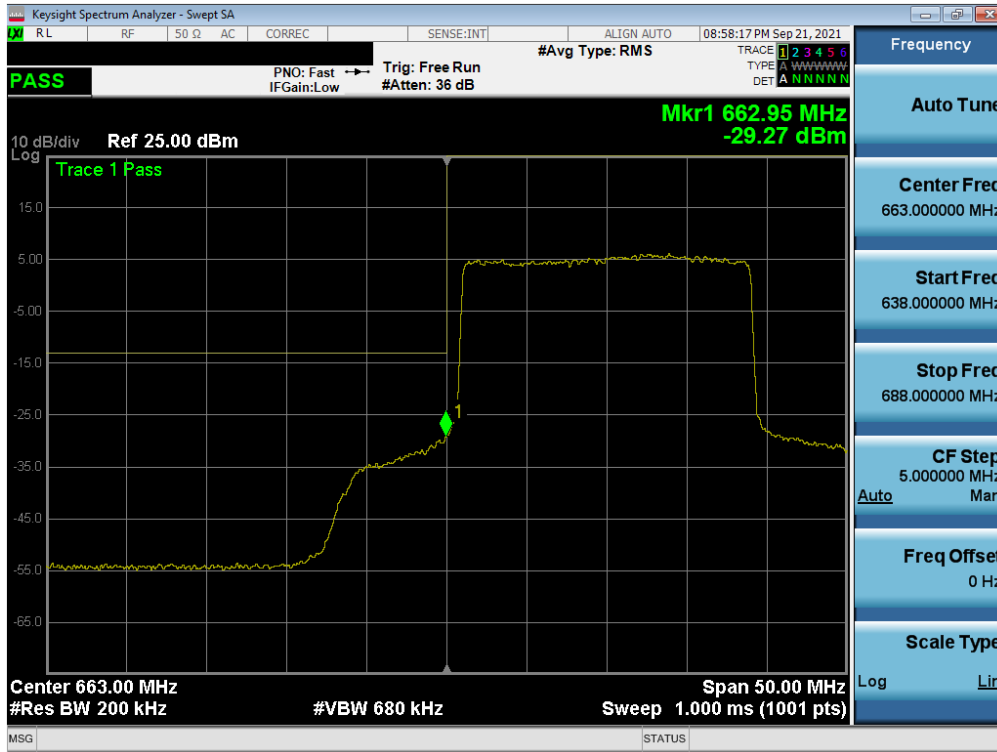
Per 27.53(g) for operations in the 663 - 698 MHz and 698 - 746MHz bands, in the 100 kHz bands immediately outside and adjacent to the frequency block a resolution bandwidth of at least 30 kHz may be employed to demonstrate compliance with the out-of-band emissions limit.

Per 27.53(c)(5) for operations in the 776-788 MHz band, in the 100 kHz bands immediately outside and adjacent to the frequency block a resolution bandwidth of at least 30 kHz may be employed to demonstrate compliance with the out-of-band emissions limit.

For all plots showing emissions in the 763 - 775MHz and 793 - 805MHz band, the FCC limit per 27.53(c)(4) is $65 + 10 \log_{10}(P) = -35\text{dBm}$ in a 6.25kHz bandwidth.

FCC ID: A3LSMS908U		PART 27 MEASUREMENT REPORT 	Approved by: Technical Manager
Test Report S/N: 1M2109090102-04-R1.A3L	Test Dates: 9/9/2021 - 11/16/2021	EUT Type: Portable Handset	Page 98 of 214

LTE Band 71

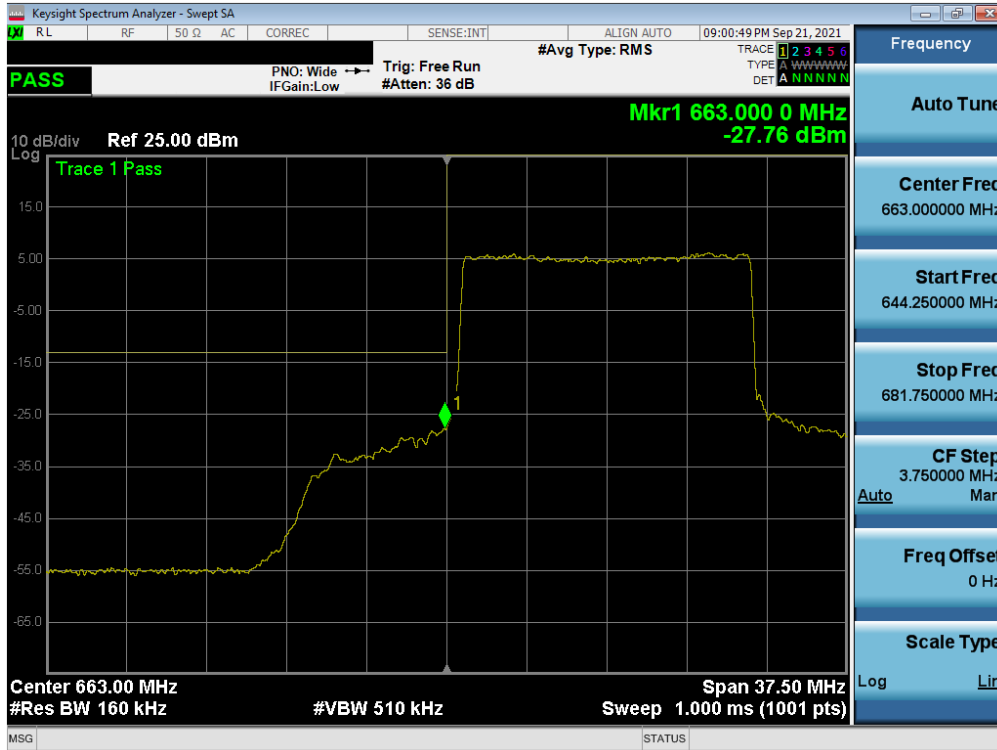


Plot 7-148. Lower Band Edge Plot (LTE Band 71 - 20MHz QPSK - Full RB)

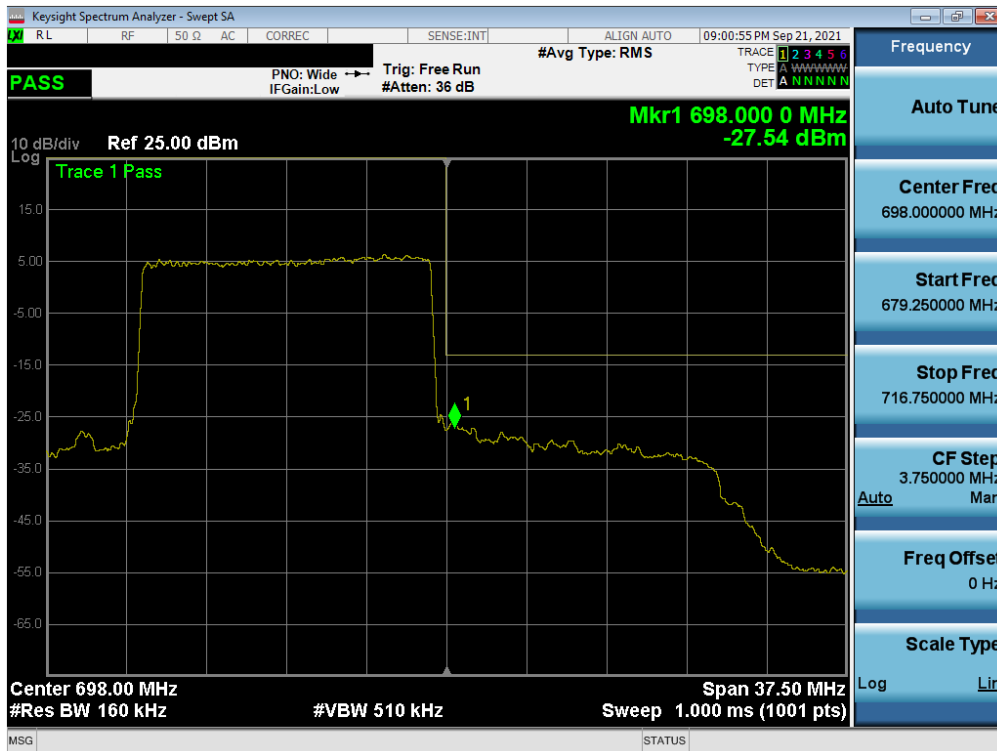


Plot 7-149. Upper Band Edge Plot (LTE Band 71 - 20MHz QPSK - Full RB)

FCC ID: A3LSMS908U	PCTEST Proud to be part of element	PART 27 MEASUREMENT REPORT	SAMSUNG	Approved by: Technical Manager
Test Report S/N: 1M2109090102-04-R1.A3L	Test Dates: 9/9/2021 - 11/16/2021	EUT Type: Portable Handset		Page 99 of 214

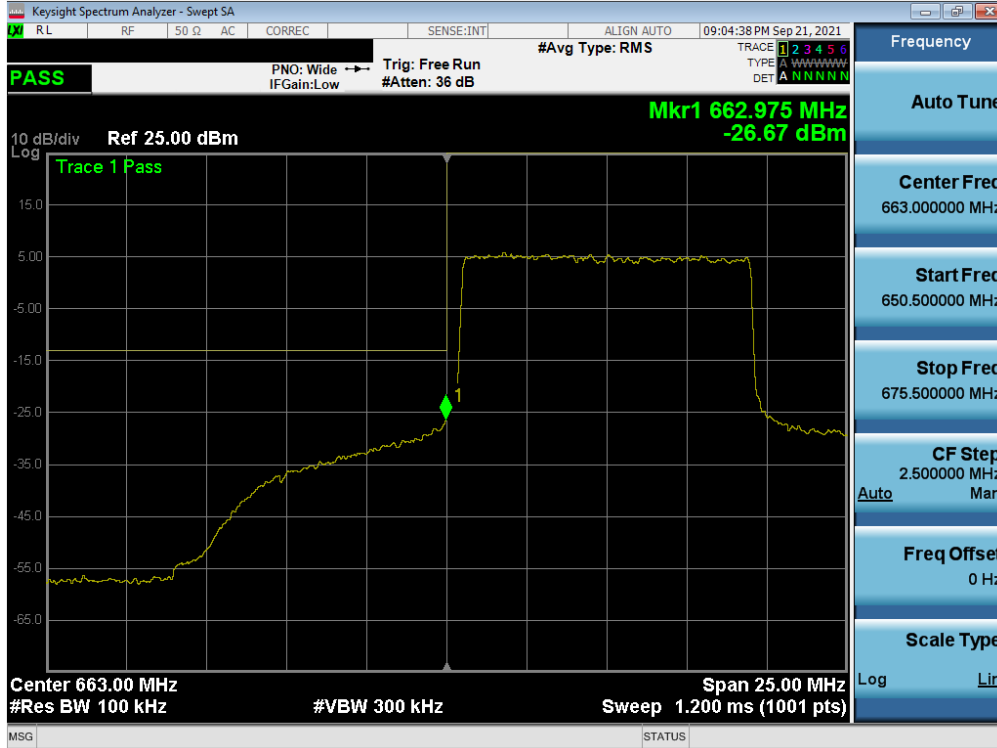


Plot 7-150. Lower Band Edge Plot (LTE Band 71 - 15MHz QPSK - Full RB)



Plot 7-151. Upper Band Edge Plot (LTE Band 71 - 15MHz QPSK - Full RB)

FCC ID: A3LSMS908U	PCTEST Proud to be part of element	PART 27 MEASUREMENT REPORT		Approved by: Technical Manager
Test Report S/N: 1M2109090102-04-R1.A3L	Test Dates: 9/9/2021 - 11/16/2021	EUT Type: Portable Handset		Page 100 of 214

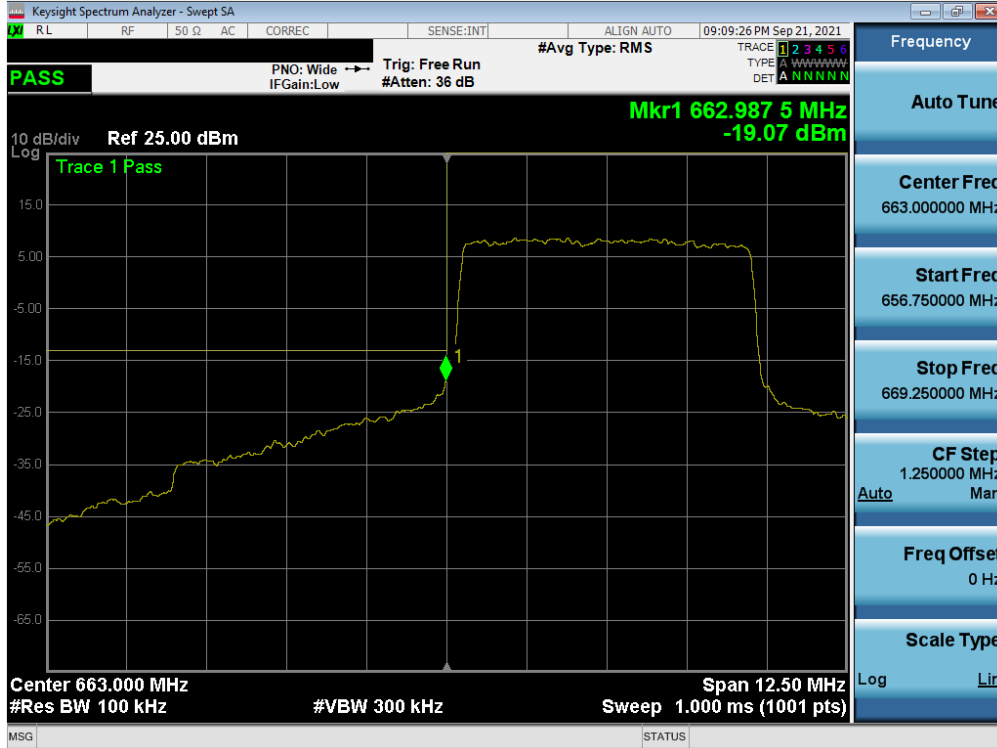


Plot 7-152. Lower Band Edge Plot (LTE Band 71 - 10MHz QPSK - Full RB)



Plot 7-153. Upper Band Edge Plot (LTE Band 71 - 10MHz QPSK - Full RB)

FCC ID: A3LSMS908U	PCTEST Proud to be part of element	PART 27 MEASUREMENT REPORT		Approved by: Technical Manager
Test Report S/N: 1M2109090102-04-R1.A3L	Test Dates: 9/9/2021 - 11/16/2021	EUT Type: Portable Handset		Page 101 of 214



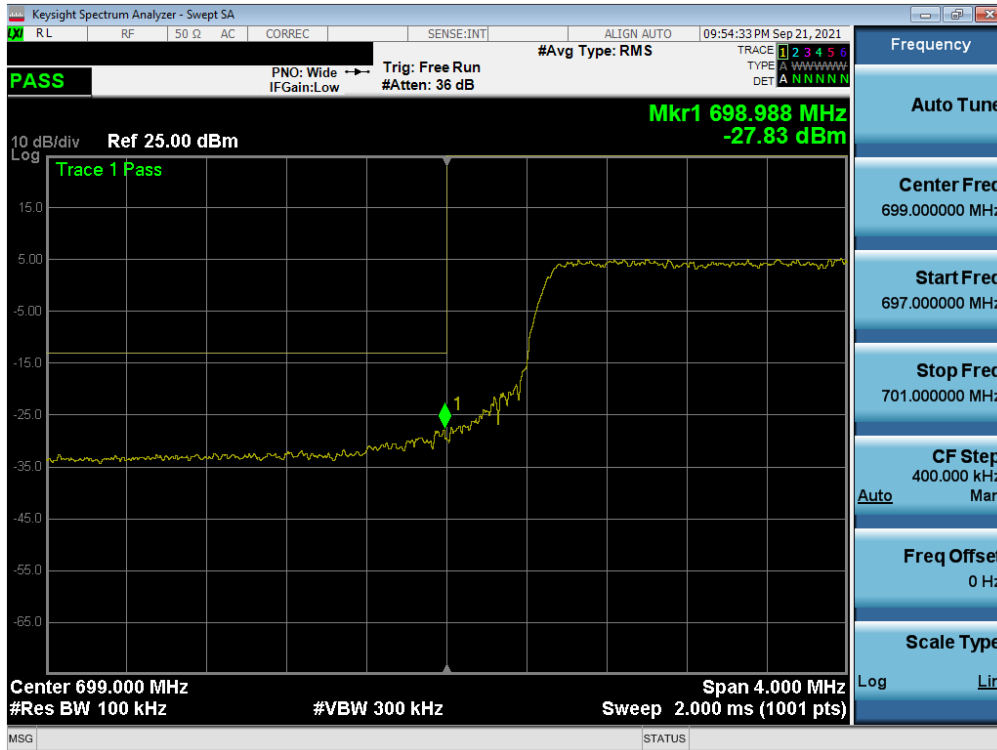
Plot 7-154. Lower Band Edge Plot (LTE Band 71 - 5MHz QPSK - Full RB)



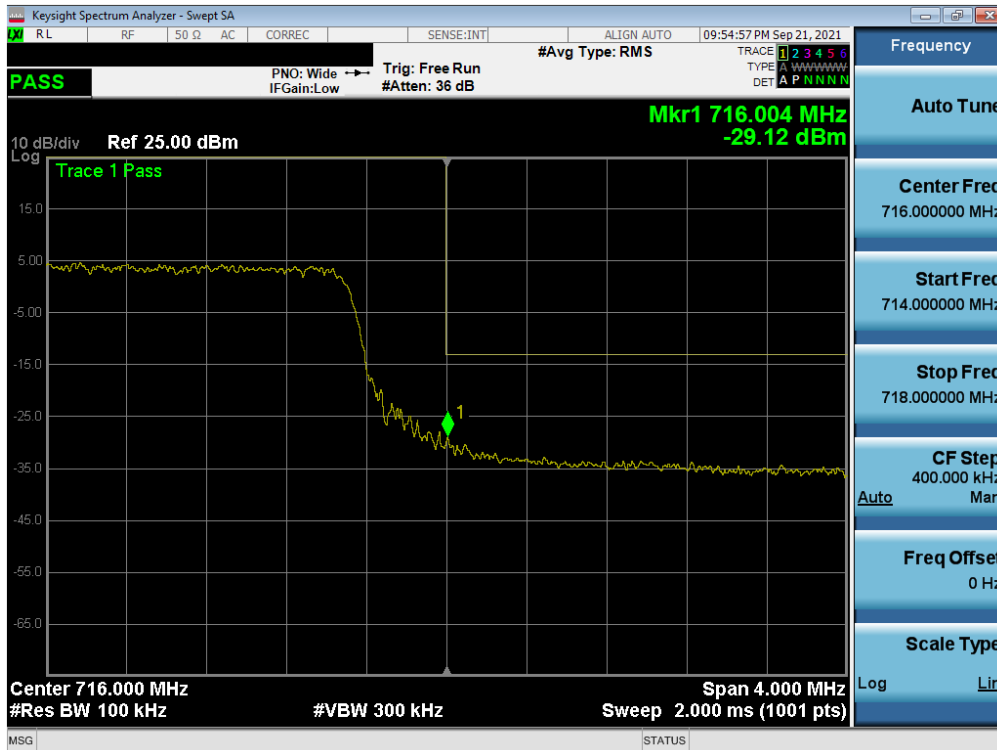
Plot 7-155. Upper Band Edge Plot (LTE Band 71 - 5MHz QPSK - Full RB)

FCC ID: A3LSMS908U	PCTEST Proud to be part of element	PART 27 MEASUREMENT REPORT		Approved by: Technical Manager
Test Report S/N: 1M2109090102-04-R1.A3L	Test Dates: 9/9/2021 - 11/16/2021	EUT Type: Portable Handset		Page 102 of 214

LTE Band 12

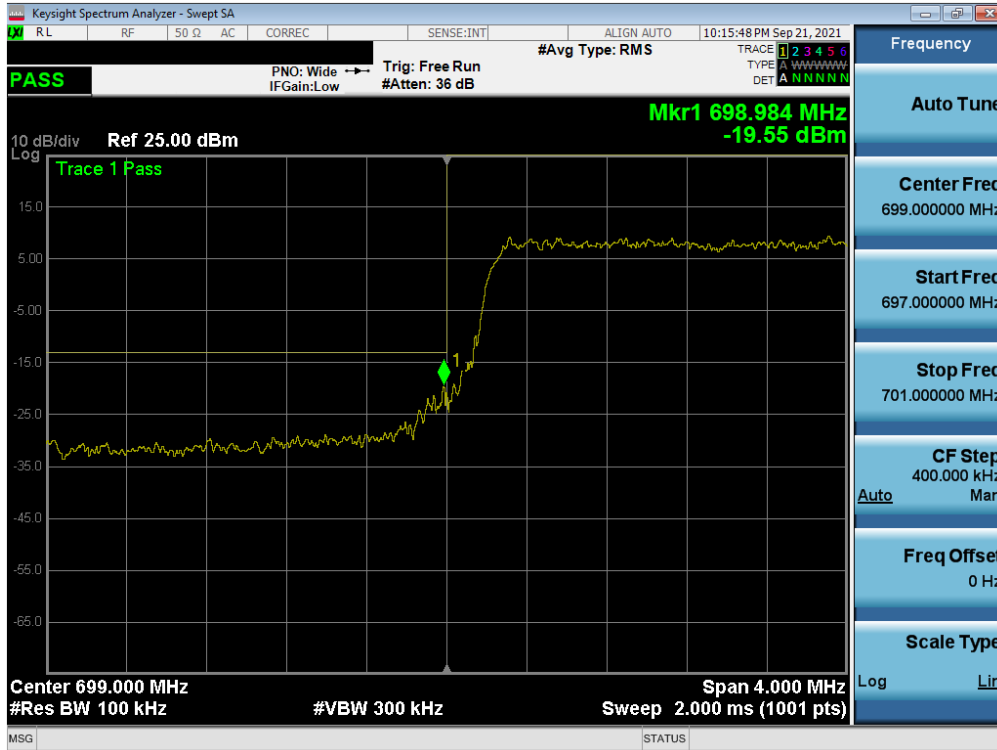


Plot 7-156. Lower Band Edge Plot (LTE Band 12 - 10MHz QPSK - Full RB)

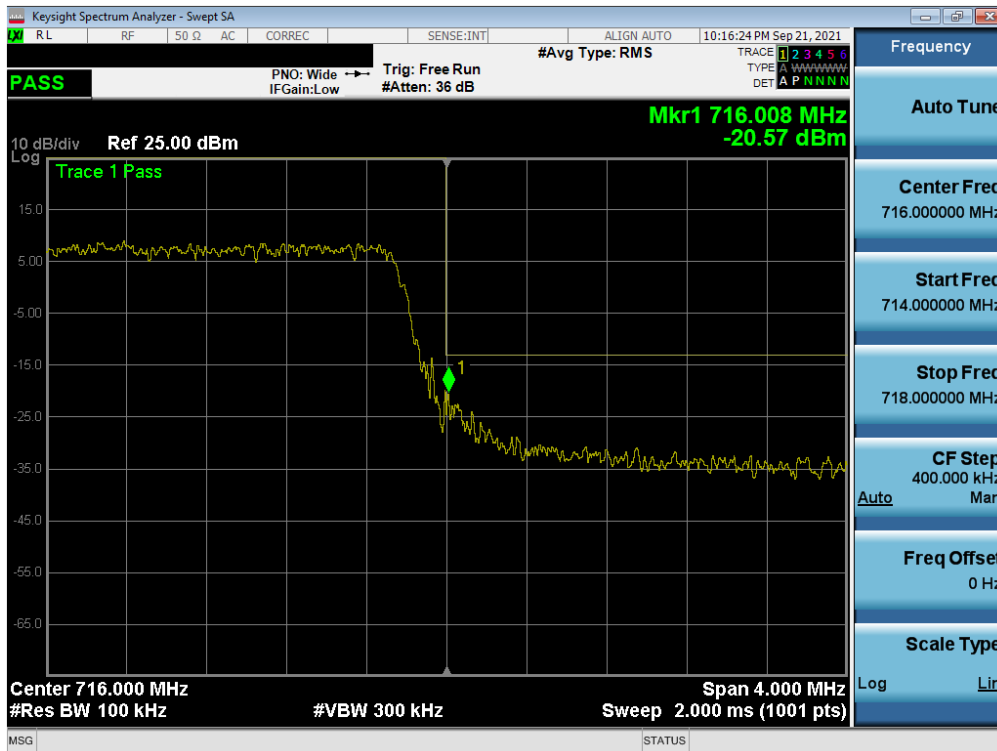


Plot 7-157. Upper Band Edge Plot (LTE Band 12 - 10MHz QPSK - Full RB)

FCC ID: A3LSMS908U	PCTEST Proud to be part of element	PART 27 MEASUREMENT REPORT	SAMSUNG	Approved by: Technical Manager
Test Report S/N: 1M2109090102-04-R1.A3L	Test Dates: 9/9/2021 - 11/16/2021	EUT Type: Portable Handset		Page 103 of 214



Plot 7-158. Lower Band Edge Plot (LTE Band 12 - 5MHz QPSK - Full RB)

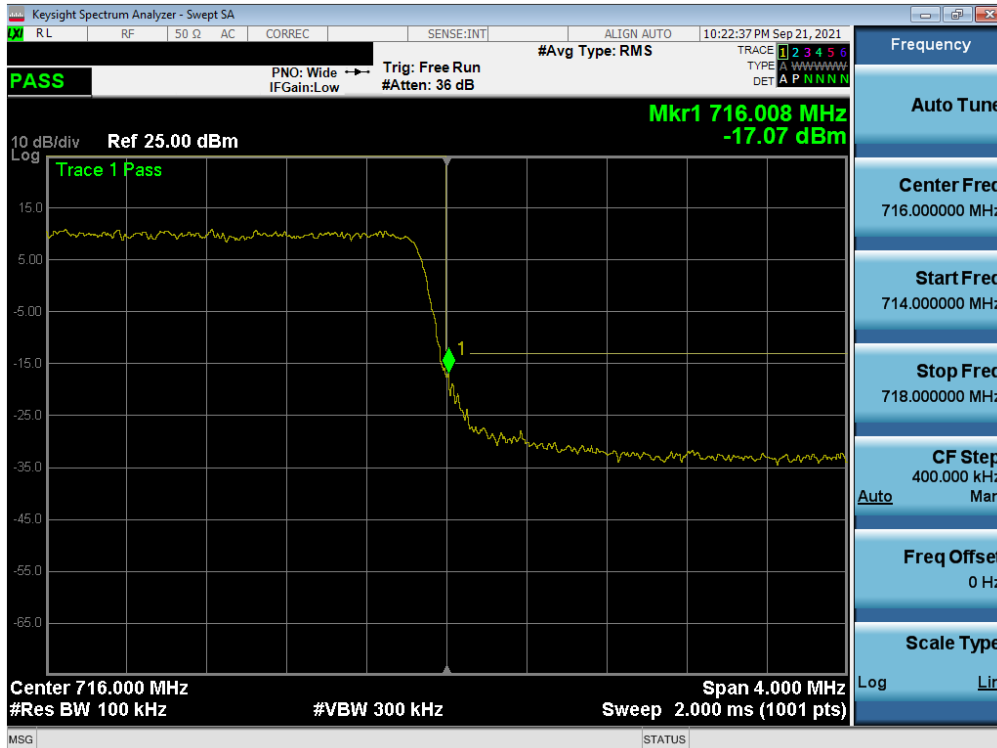


Plot 7-159. Upper Band Edge Plot (LTE Band 12 - 5MHz QPSK - Full RB)

FCC ID: A3LSMS908U	PCTEST Proud to be part of element	PART 27 MEASUREMENT REPORT		Approved by: Technical Manager
Test Report S/N: 1M2109090102-04-R1.A3L	Test Dates: 9/9/2021 - 11/16/2021	EUT Type: Portable Handset		Page 104 of 214

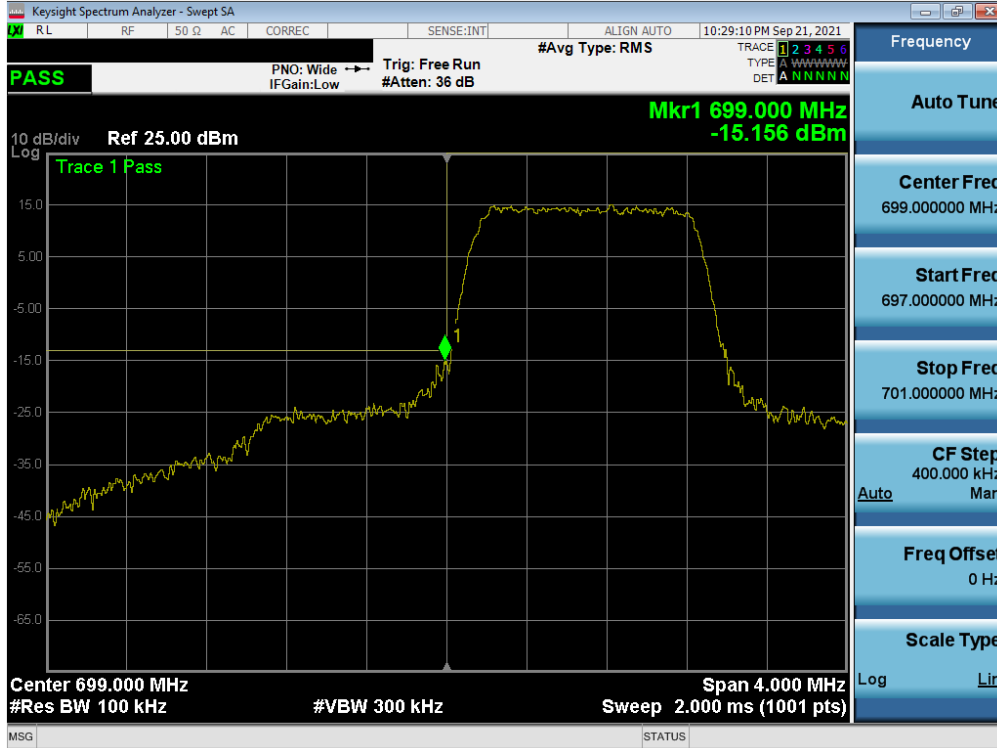


Plot 7-160. Lower Band Edge Plot (LTE Band 12 - 3MHz QPSK - Full RB)



Plot 7-161. Upper Band Edge Plot (LTE Band 12 - 3MHz QPSK - Full RB)

FCC ID: A3LSMS908U	PCTEST Proud to be part of element	PART 27 MEASUREMENT REPORT		Approved by: Technical Manager
Test Report S/N: 1M2109090102-04-R1.A3L	Test Dates: 9/9/2021 - 11/16/2021	EUT Type: Portable Handset		Page 105 of 214



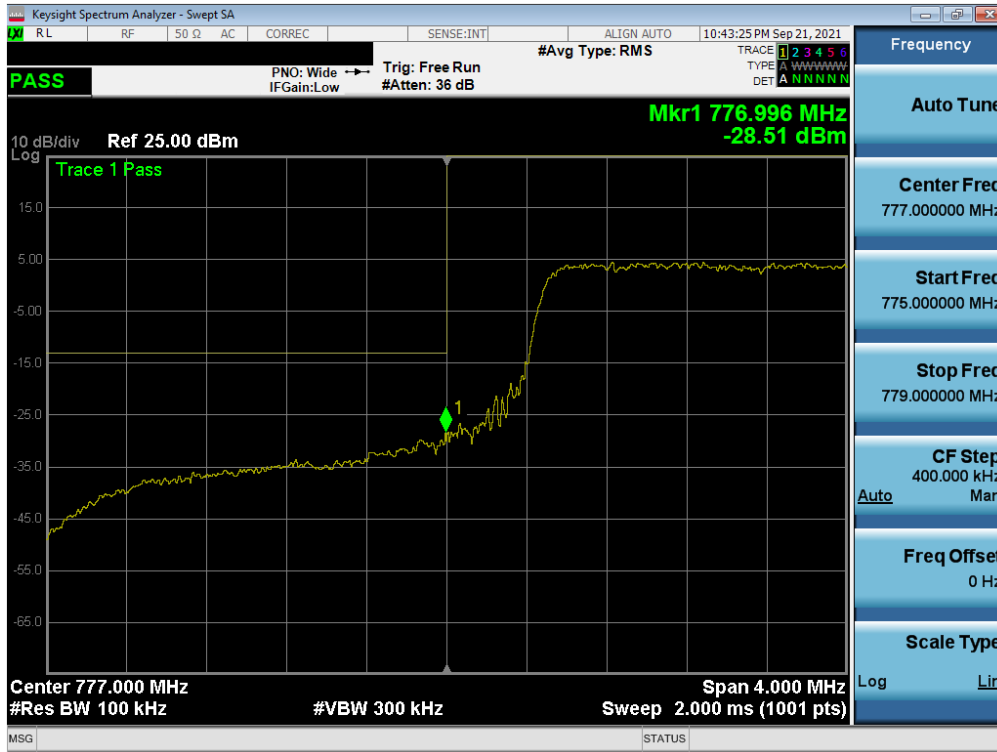
Plot 7-162. Lower Band Edge Plot (LTE Band 12 - 1.4MHz QPSK - Full RB)



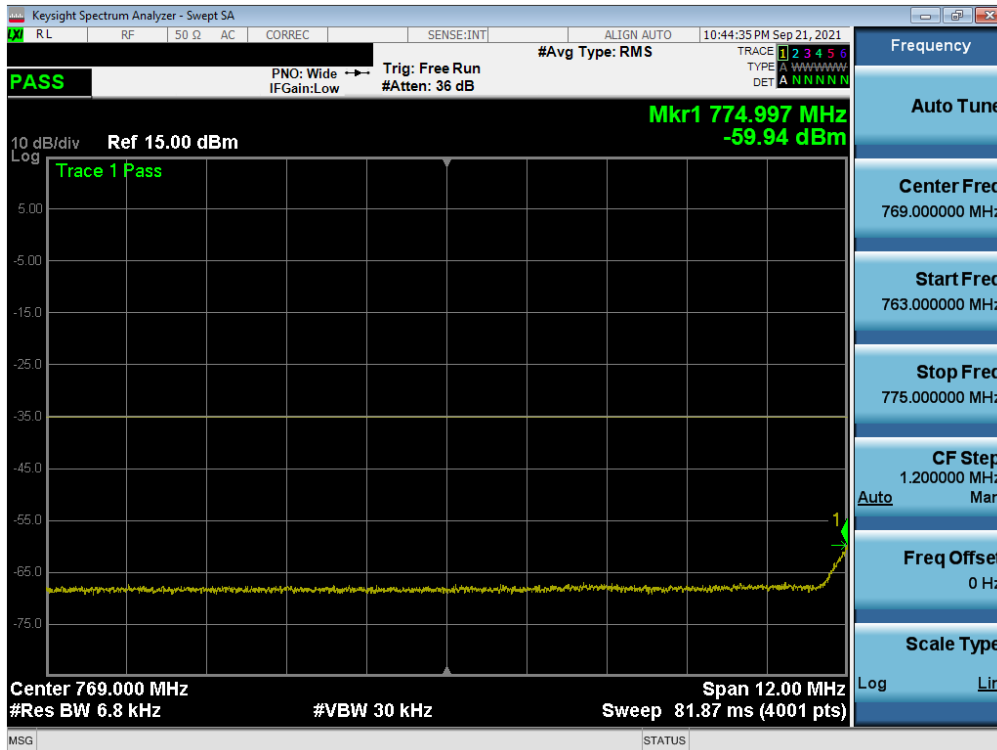
Plot 7-163. Upper Band Edge Plot (LTE Band 12 - 1.4MHz QPSK - Full RB)

FCC ID: A3LSMS908U	PCTEST Proud to be part of element	PART 27 MEASUREMENT REPORT		Approved by: Technical Manager
Test Report S/N: 1M2109090102-04-R1.A3L	Test Dates: 9/9/2021 - 11/16/2021	EUT Type: Portable Handset		Page 106 of 214

LTE Band 13



Plot 7-164. Lower Band Edge Plot (LTE Band 13 - 10MHz QPSK - Full RB)



Plot 7-165. Lower Emission Mask Plot (LTE Band 13 - 10MHz QPSK - Full RB)

FCC ID: A3LSMS908U	PCTEST Proud to be part of element	PART 27 MEASUREMENT REPORT	SAMSUNG	Approved by: Technical Manager
Test Report S/N: 1M2109090102-04-R1.A3L	Test Dates: 9/9/2021 - 11/16/2021	EUT Type: Portable Handset		Page 107 of 214

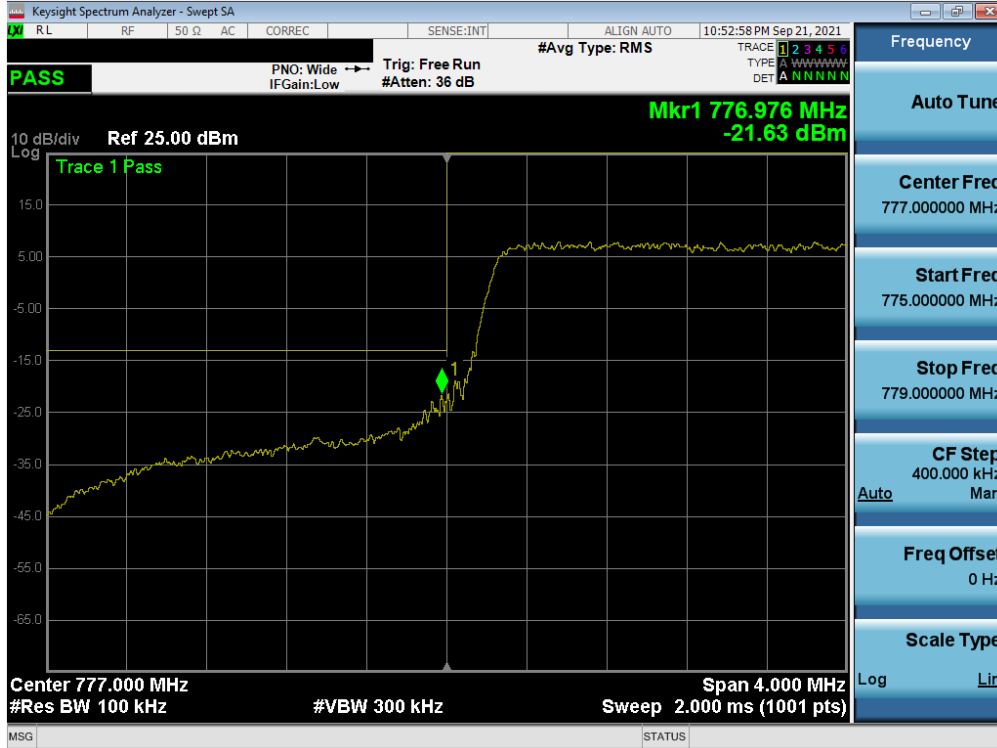


Plot 7-166. Upper Band Edge Plot (LTE Band 13 - 10MHz QPSK - Full RB)

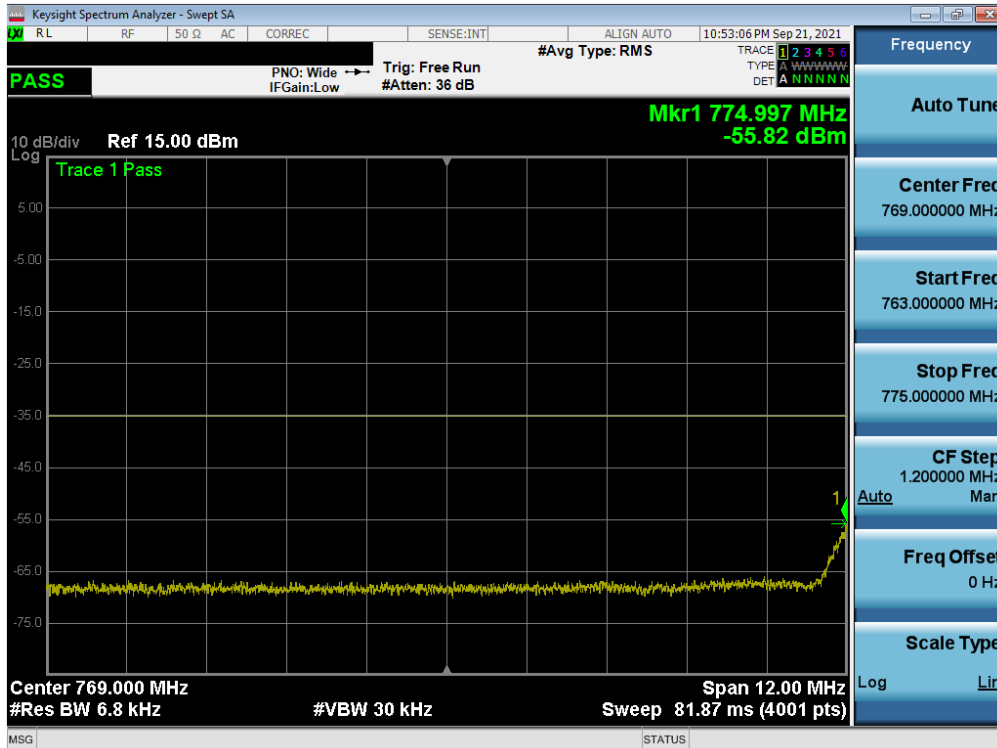


Plot 7-167. Upper Emission Mask Plot (LTE Band 13 - 10MHz QPSK - Full RB)

FCC ID: A3LSMS908U	PCTEST Proud to be part of element	PART 27 MEASUREMENT REPORT		Approved by: Technical Manager
Test Report S/N: 1M2109090102-04-R1.A3L	Test Dates: 9/9/2021 - 11/16/2021	EUT Type: Portable Handset		Page 108 of 214

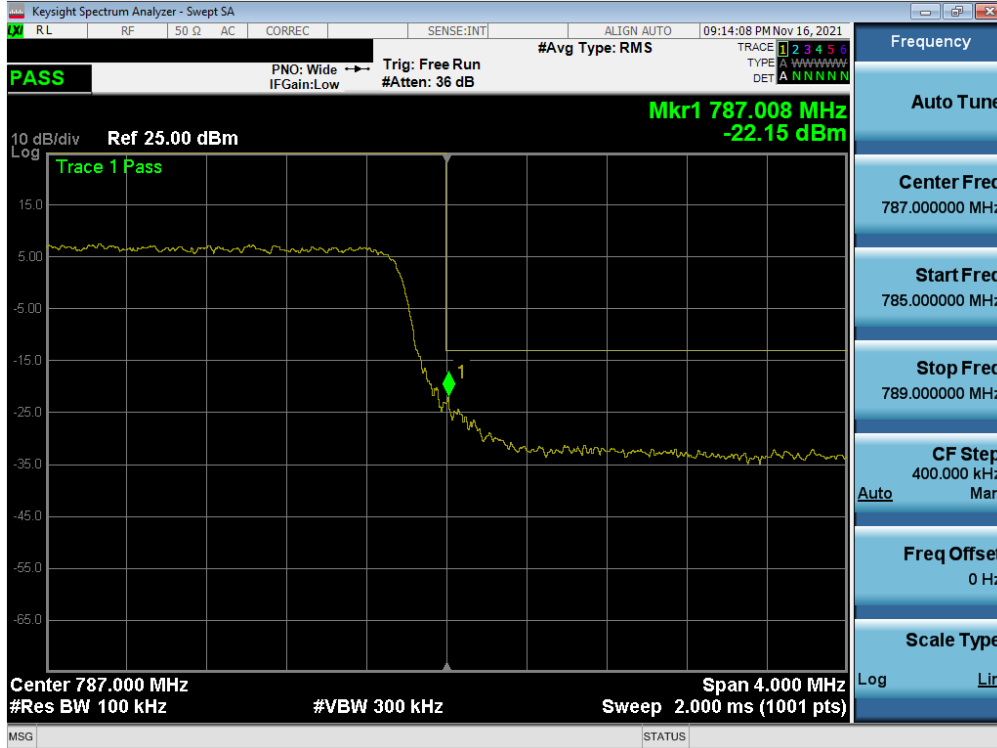


Plot 7-168. Lower Band Edge Plot (LTE Band 13 - 5MHz QPSK - Full RB)

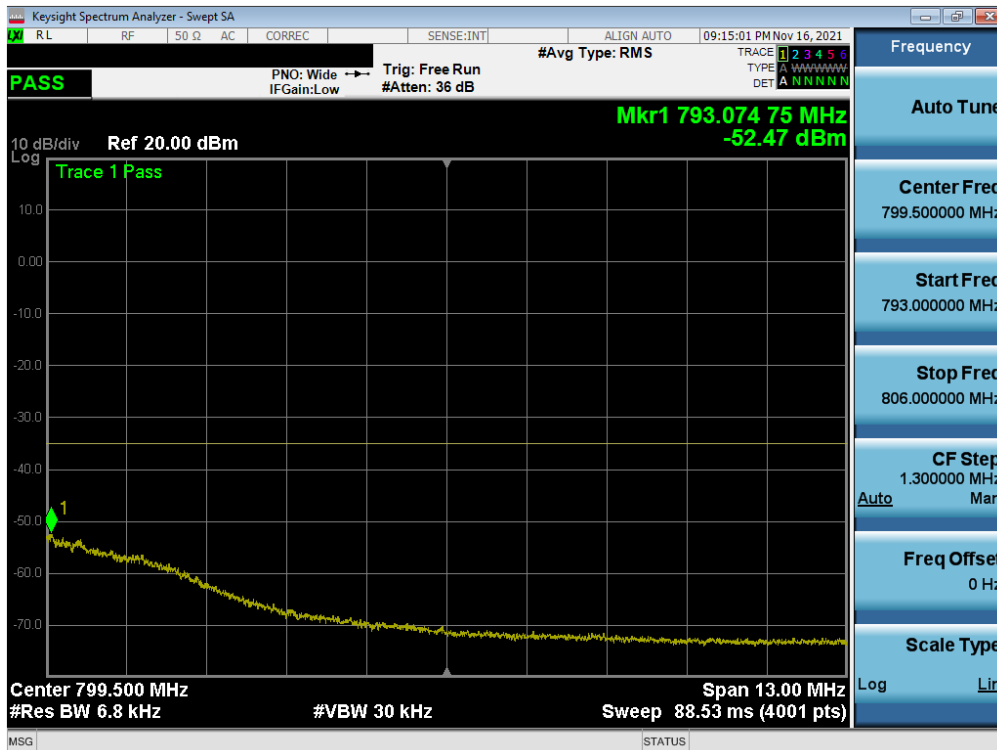


Plot 7-169. Lower Emission Mask Plot (LTE Band 13 - 5MHz QPSK - Full RB)

FCC ID: A3LSMS908U	PCTEST Proud to be part of element	PART 27 MEASUREMENT REPORT	SAMSUNG	Approved by: Technical Manager
Test Report S/N: 1M2109090102-04-R1.A3L	Test Dates: 9/9/2021 - 11/16/2021	EUT Type: Portable Handset		Page 109 of 214



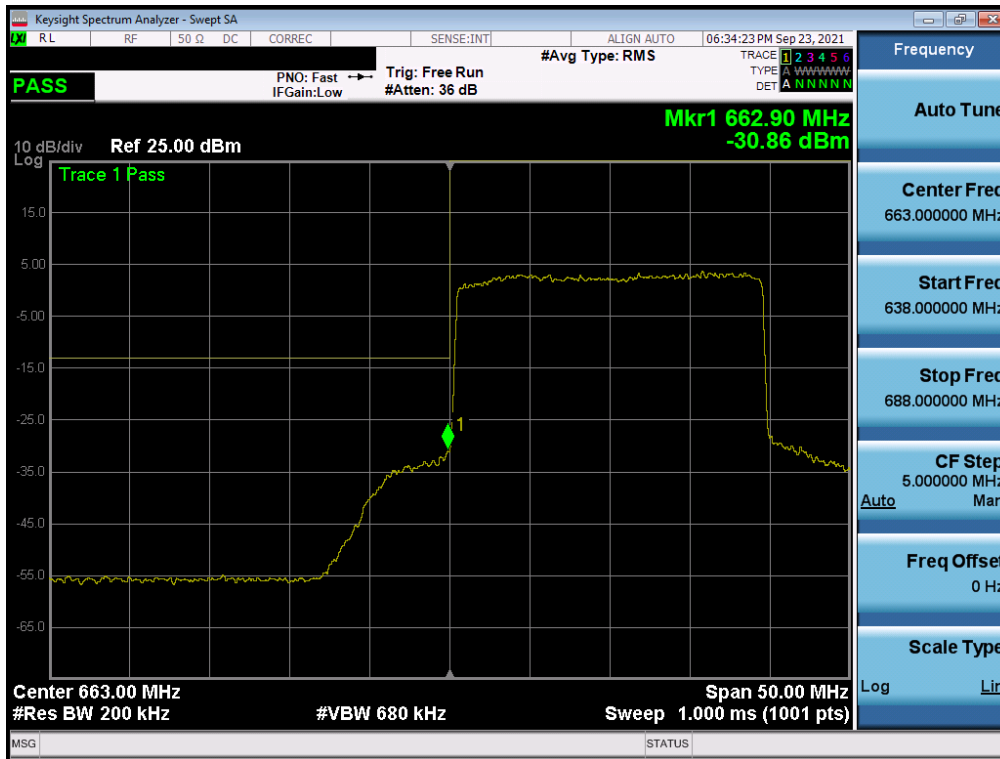
Plot 7-170. Upper Band Edge Plot (LTE Band 13 - 5MHz QPSK - Full RB)



Plot 7-171. Upper Emission Mask Plot (LTE Band 13 - 5MHz QPSK - Full RB)

FCC ID: A3LSMS908U	PCTEST Proud to be part of element	PART 27 MEASUREMENT REPORT		Approved by: Technical Manager
Test Report S/N: 1M2109090102-04-R1.A3L	Test Dates: 9/9/2021 - 11/16/2021	EUT Type: Portable Handset		Page 110 of 214

NR Band n71

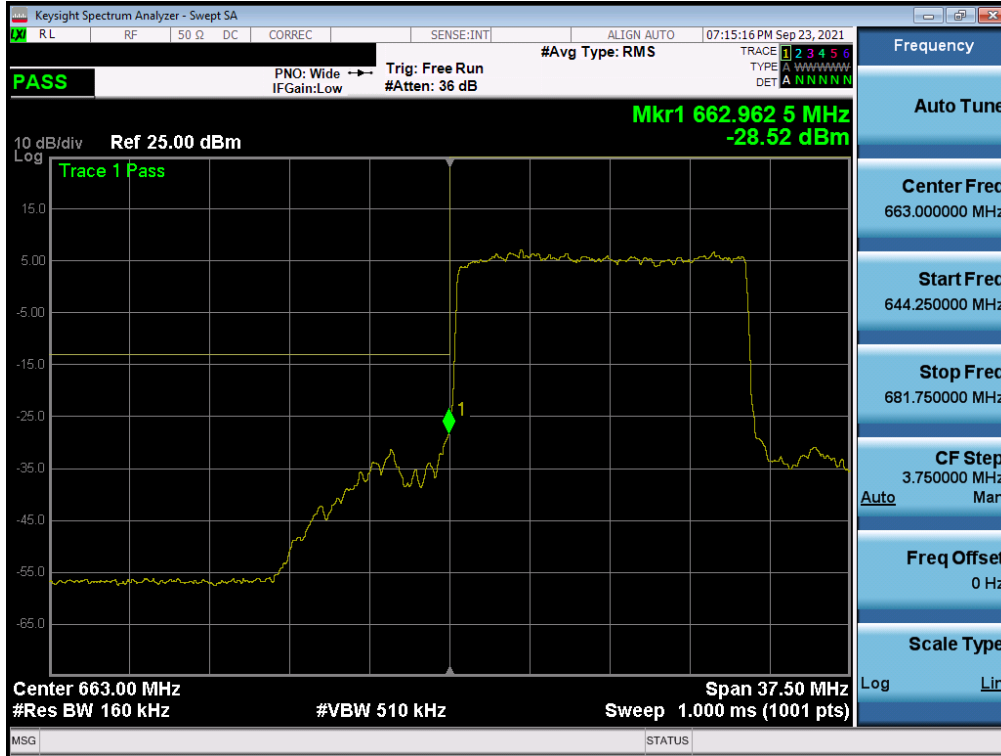


Plot 7-172. Lower Band Edge Plot (NR Band n71 - 20.0MHz - Full RB)



Plot 7-173. Upper Band Edge Plot (NR Band n71 - 20.0MHz - Full RB)

FCC ID: A3LSMS908U	PCTEST Proud to be part of element	PART 27 MEASUREMENT REPORT	SAMSUNG	Approved by: Technical Manager
Test Report S/N: 1M2109090102-04-R1.A3L	Test Dates: 9/9/2021 - 11/16/2021	EUT Type: Portable Handset		Page 111 of 214

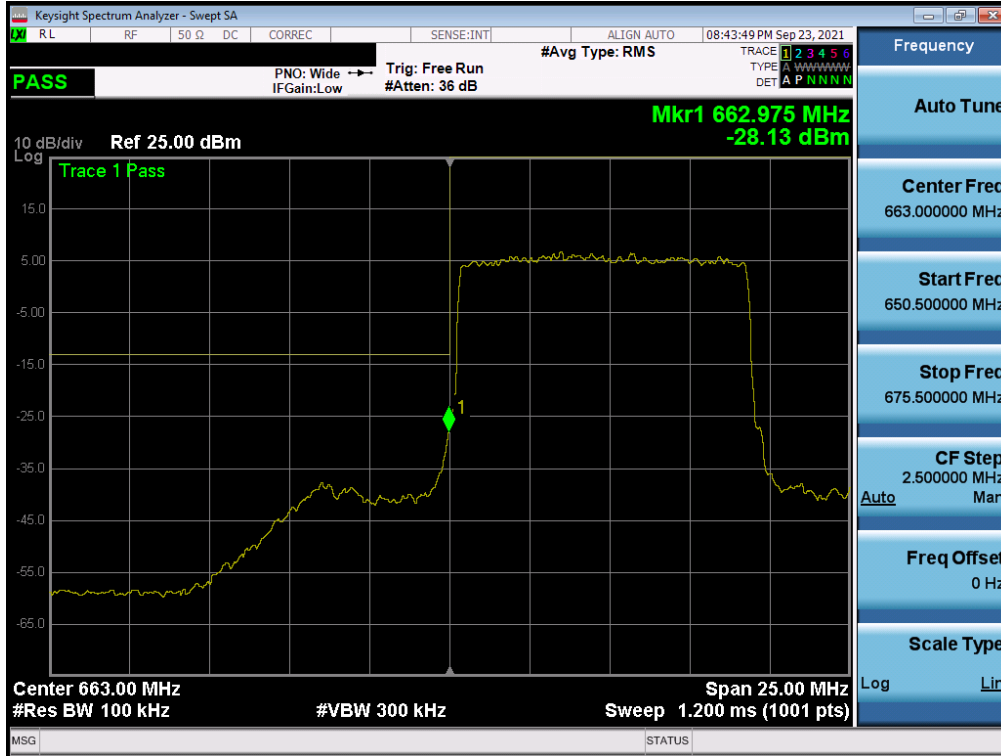


Plot 7-174. Lower Band Edge Plot (NR Band n71 - 15.0MHz - Full RB)



Plot 7-175. Upper Band Edge Plot (NR Band n71 - 15.0MHz - Full RB)

FCC ID: A3LSMS908U	PCTEST Proud to be part of element	PART 27 MEASUREMENT REPORT	SAMSUNG	Approved by: Technical Manager
Test Report S/N: 1M2109090102-04-R1.A3L	Test Dates: 9/9/2021 - 11/16/2021	EUT Type: Portable Handset		Page 112 of 214

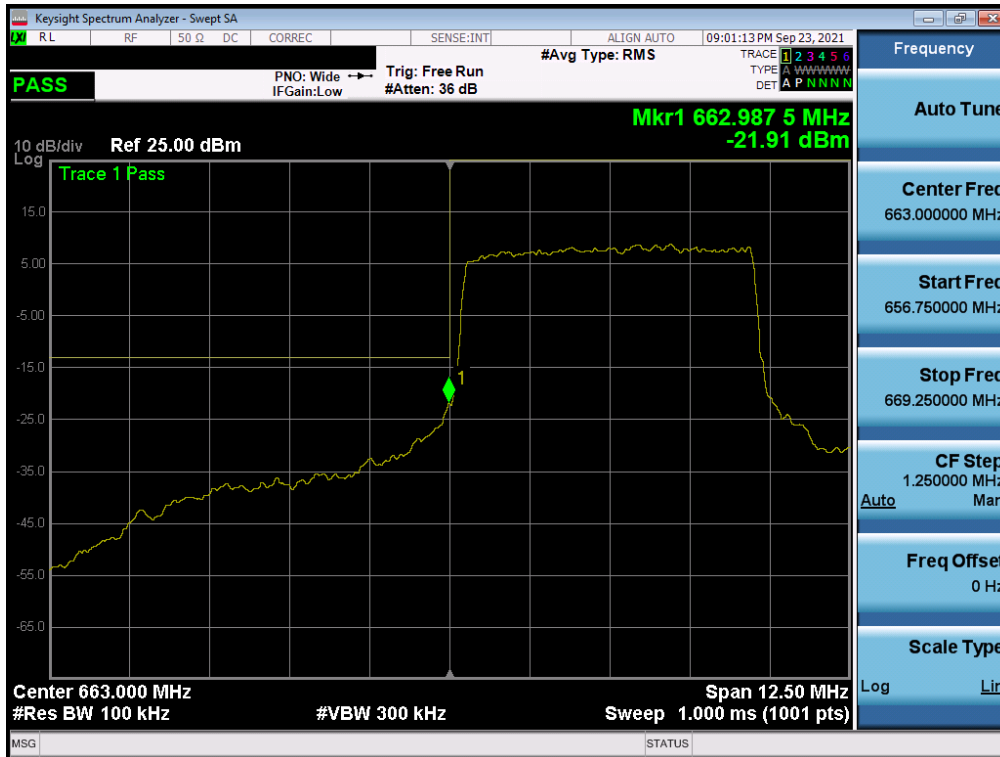


Plot 7-176. Lower Band Edge Plot (NR Band n71 - 10.0MHz - Full RB)



Plot 7-177. Upper Band Edge Plot (NR Band n71 - 10.0MHz - Full RB)

FCC ID: A3LSMS908U	PCTEST Proud to be part of element	PART 27 MEASUREMENT REPORT		Approved by: Technical Manager
Test Report S/N: 1M2109090102-04-R1.A3L	Test Dates: 9/9/2021 - 11/16/2021	EUT Type: Portable Handset		Page 113 of 214



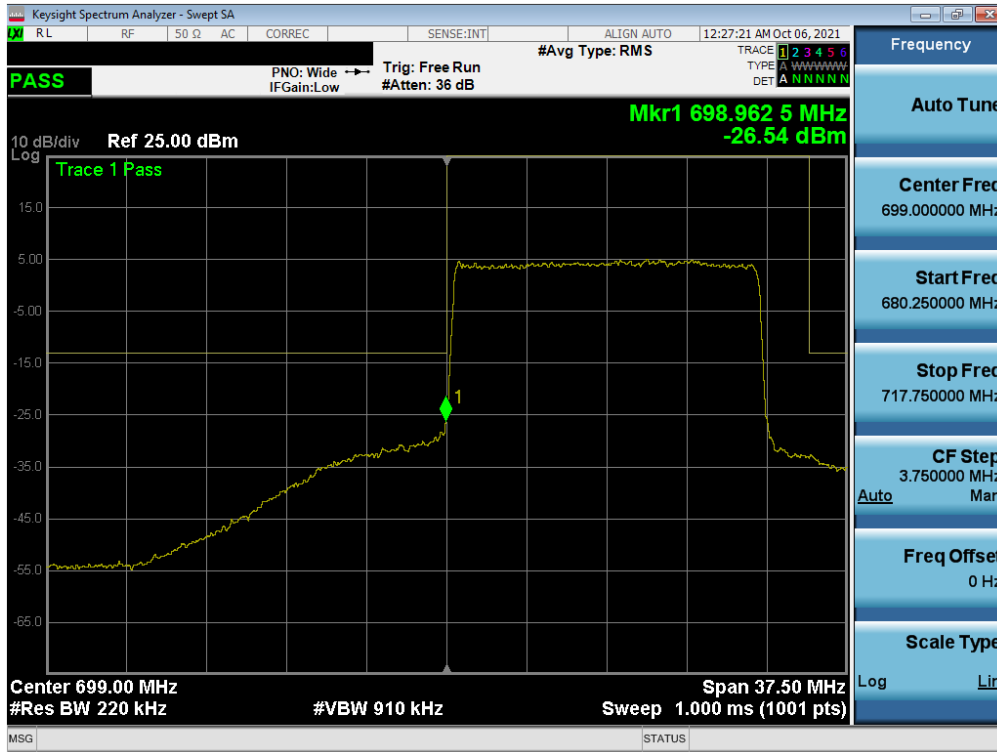
Plot 7-178. Lower Band Edge Plot (NR Band n71 - 5.0MHz - Full RB)



Plot 7-179. Upper Band Edge Plot (NR Band n71 - 5.0MHz - Full RB)

FCC ID: A3LSMS908U	PCTEST Proud to be part of element	PART 27 MEASUREMENT REPORT		Approved by: Technical Manager
Test Report S/N: 1M2109090102-04-R1.A3L	Test Dates: 9/9/2021 - 11/16/2021	EUT Type: Portable Handset		Page 114 of 214

NR Band n12

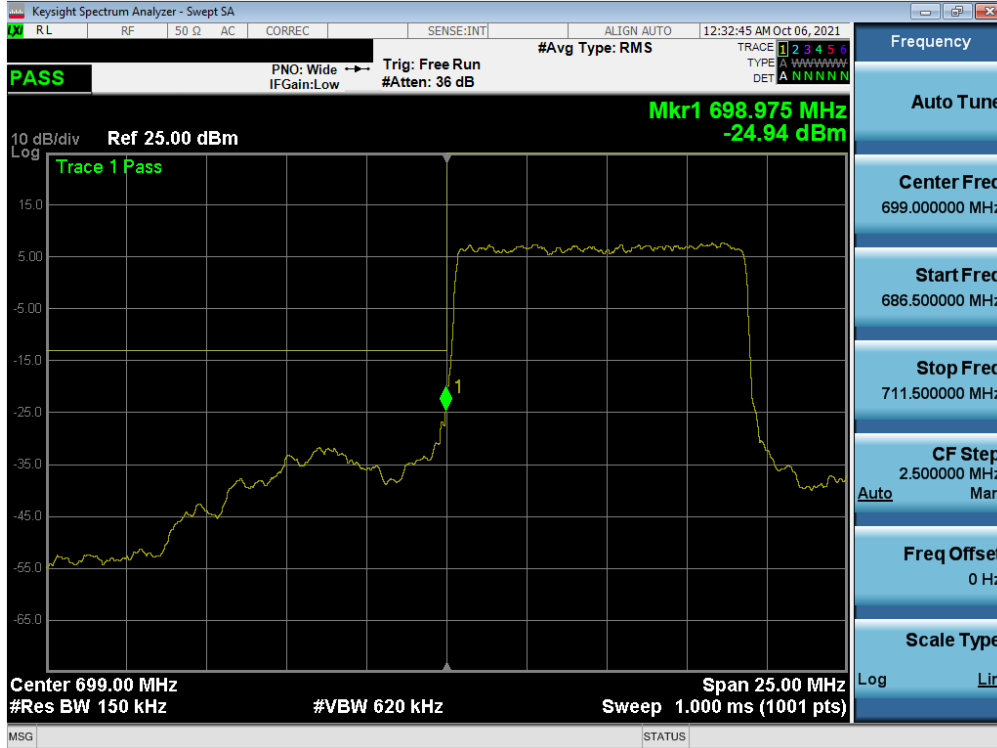


Plot 7-180. Lower Band Edge Plot (NR Band n12 - 15.0MHz - Full RB)



Plot 7-181. Upper Band Edge Plot (NR Band n12 - 15.0MHz - Full RB)

FCC ID: A3LSMS908U	PCTEST Proud to be part of element	PART 27 MEASUREMENT REPORT	SAMSUNG	Approved by: Technical Manager
Test Report S/N: 1M2109090102-04-R1.A3L	Test Dates: 9/9/2021 - 11/16/2021	EUT Type: Portable Handset		Page 115 of 214

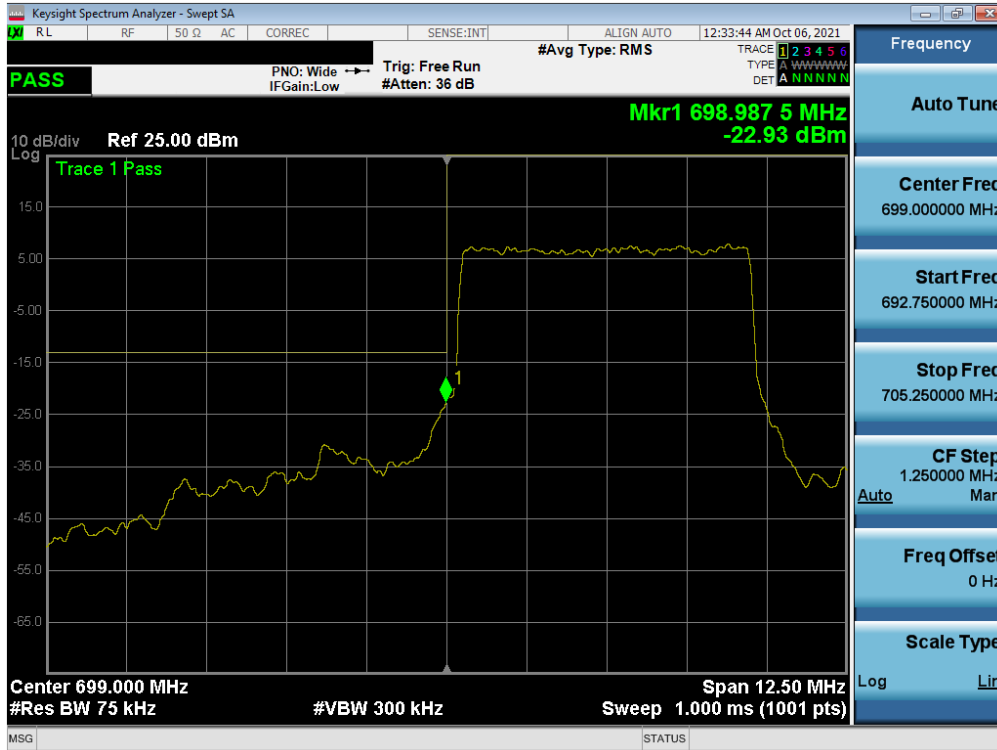


Plot 7-182. Lower Band Edge Plot (NR Band n12 - 10.0MHz - Full RB)



Plot 7-183. Upper Band Edge Plot (NR Band n12 - 10.0MHz - Full RB)

FCC ID: A3LSMS908U	PCTEST Proud to be part of element	PART 27 MEASUREMENT REPORT		Approved by: Technical Manager
Test Report S/N: 1M2109090102-04-R1.A3L	Test Dates: 9/9/2021 - 11/16/2021	EUT Type: Portable Handset		Page 116 of 214



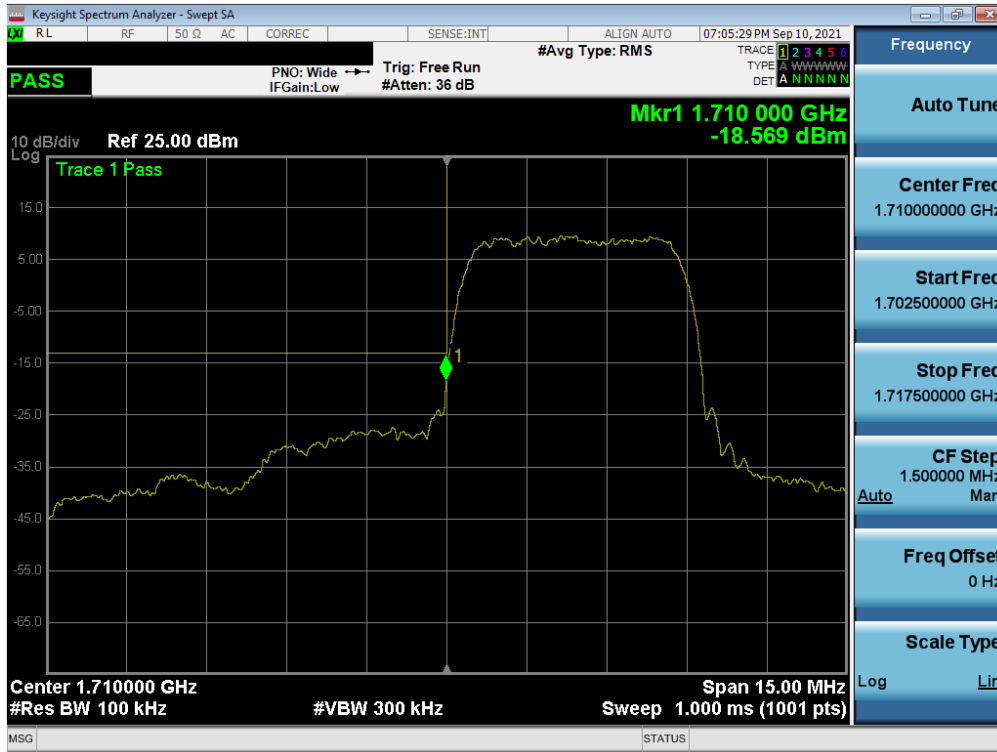
Plot 7-184. Lower Band Edge Plot (NR Band n12 - 5.0MHz - Full RB)



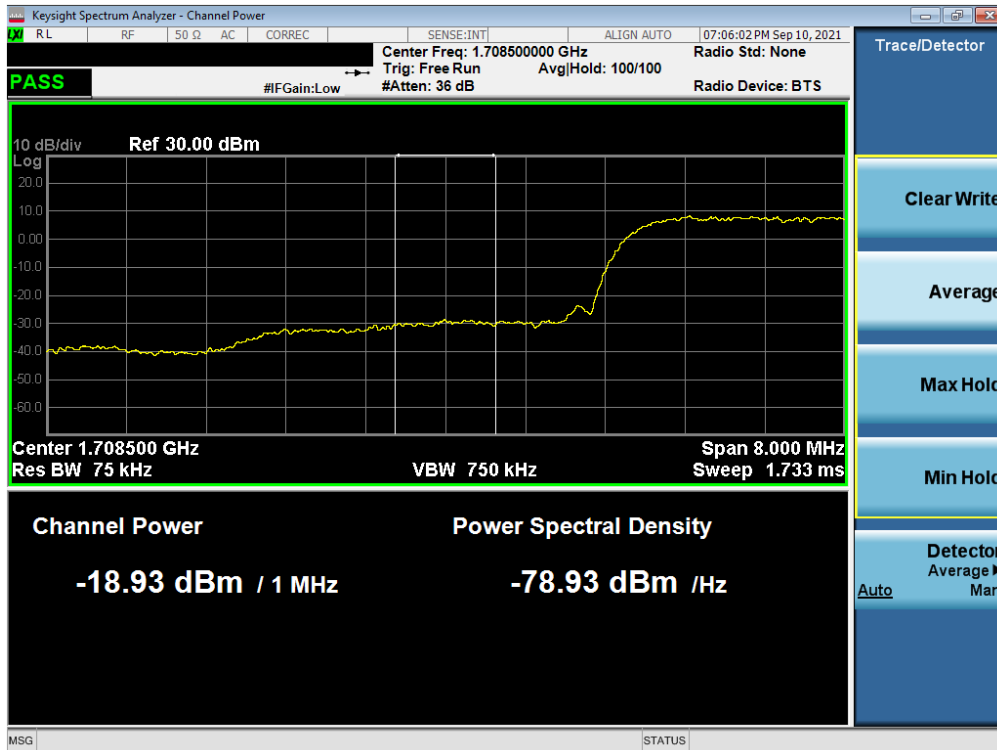
Plot 7-185. Upper Band Edge Plot (NR Band n12 - 5.0MHz - Full RB)

FCC ID: A3LSMS908U	PCTEST Proud to be part of element	PART 27 MEASUREMENT REPORT		Approved by: Technical Manager
Test Report S/N: 1M2109090102-04-R1.A3L	Test Dates: 9/9/2021 - 11/16/2021	EUT Type: Portable Handset		Page 117 of 214

WCDMA AWS



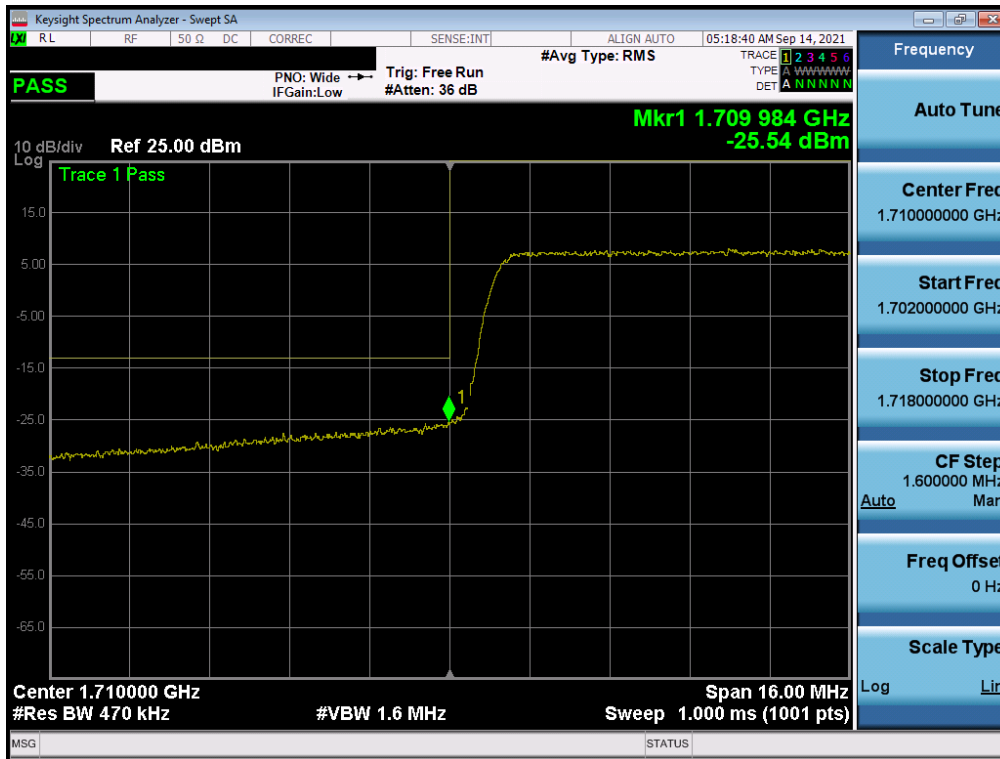
Plot 7-186. Lower Band Edge Plot (WCDMA AWS - Ch. 1312)



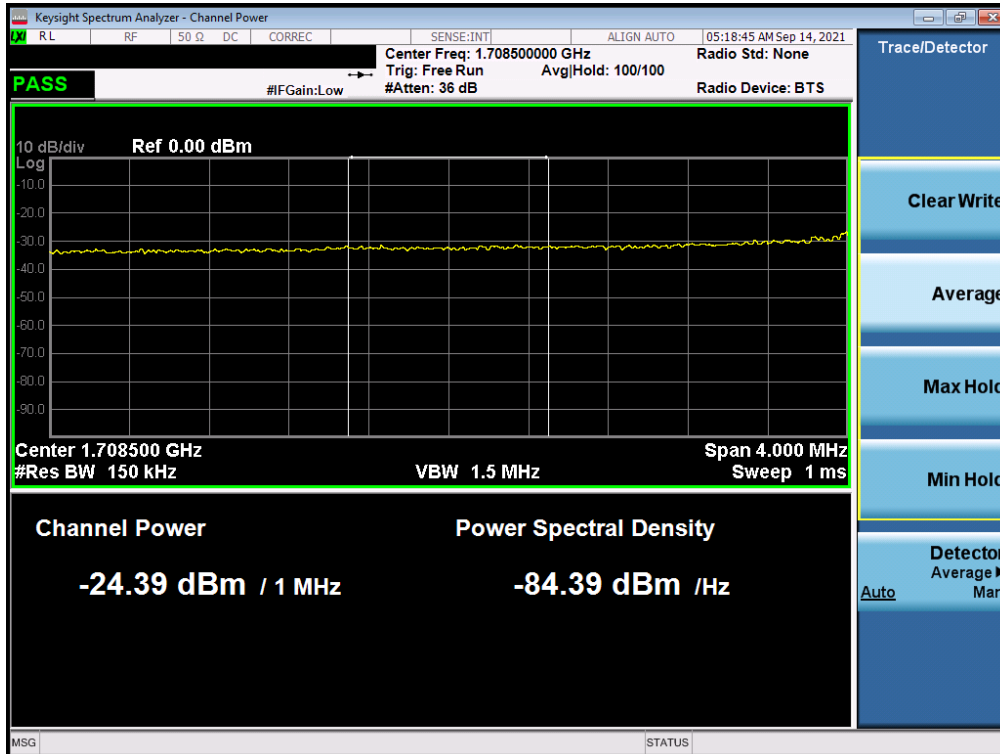
Plot 7-187. Lower Extended Band Edge Plot (WCDMA AWS - Ch. 1312)

FCC ID: A3LSMS908U	PCTEST Proud to be part of element	PART 27 MEASUREMENT REPORT	SAMSUNG	Approved by: Technical Manager
Test Report S/N: 1M2109090102-04-R1.A3L	Test Dates: 9/9/2021 - 11/16/2021	EUT Type: Portable Handset		Page 118 of 214

LTE Band 66/4

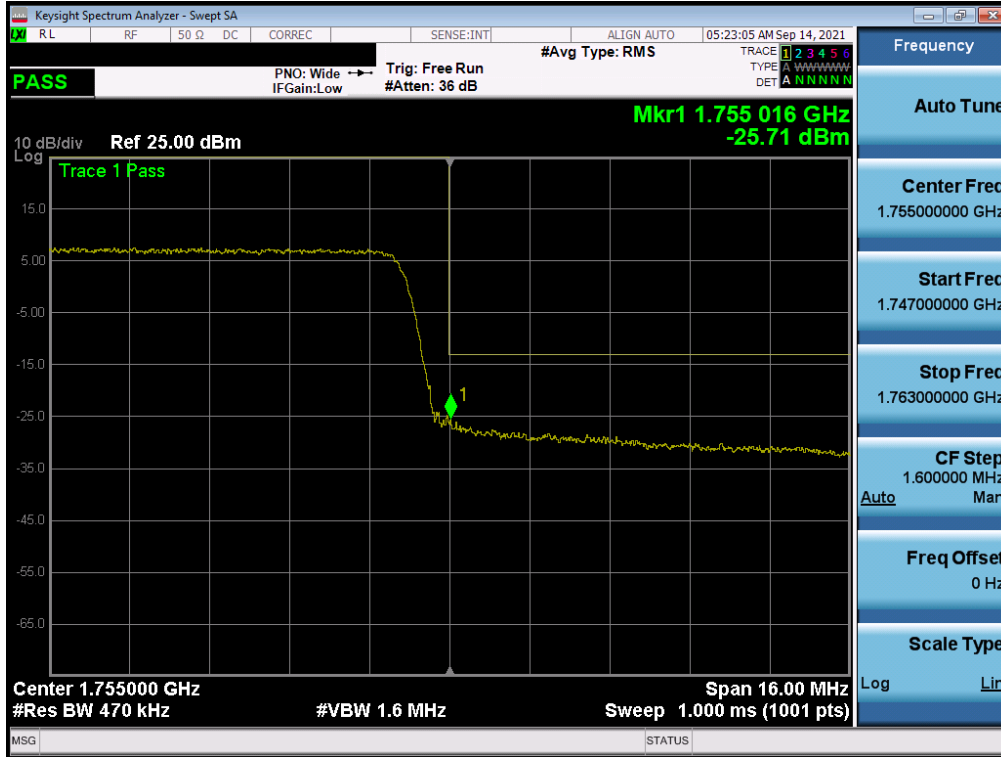


Plot 7-190. Lower Band Edge Plot (LTE Band 66/4 - 20MHz QPSK - Full RB)

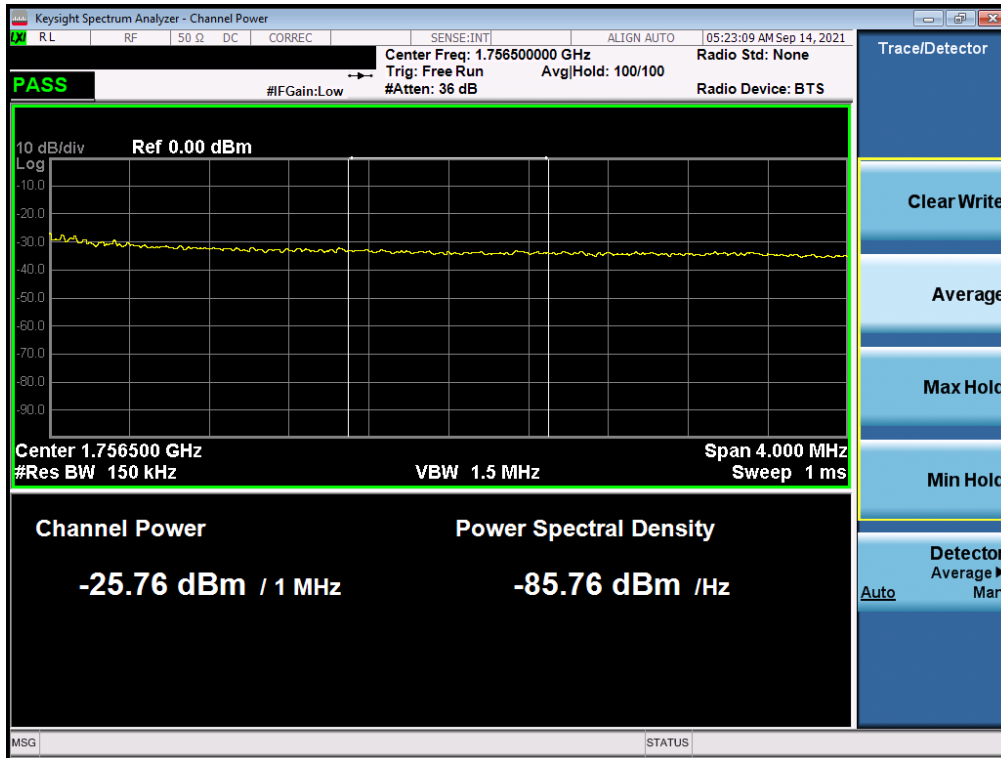


Plot 7-191. Lower Extended Band Edge Plot (LTE Band 66/4 - 20MHz QPSK - Full RB)

FCC ID: A3LSMS908U	PCTEST Proud to be part of element	PART 27 MEASUREMENT REPORT	SAMSUNG	Approved by: Technical Manager
Test Report S/N: 1M2109090102-04-R1.A3L	Test Dates: 9/9/2021 - 11/16/2021	EUT Type: Portable Handset		Page 120 of 214



Plot 7-192. Upper Band Edge Plot (LTE Band 4 - 20MHz QPSK - Full RB)

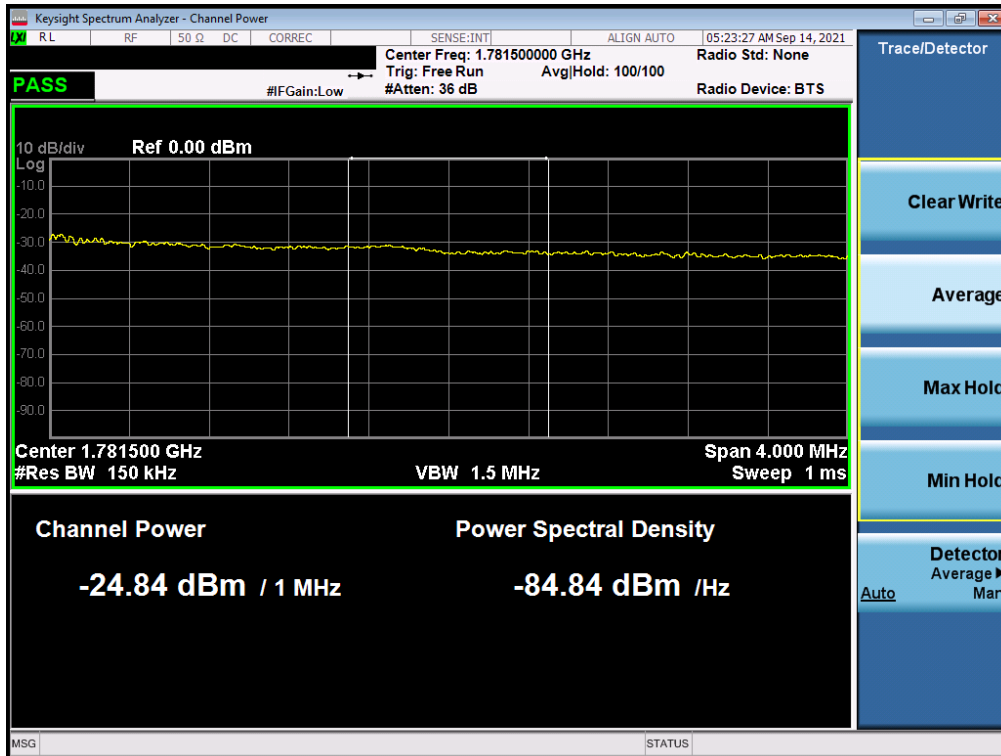


Plot 7-193. Upper Extended Band Edge Plot (LTE Band 4 - 20MHz QPSK - Full RB)

FCC ID: A3LSMS908U	PCTEST Proud to be part of element	PART 27 MEASUREMENT REPORT	SAMSUNG	Approved by: Technical Manager
Test Report S/N: 1M2109090102-04-R1.A3L	Test Dates: 9/9/2021 - 11/16/2021	EUT Type: Portable Handset		Page 121 of 214

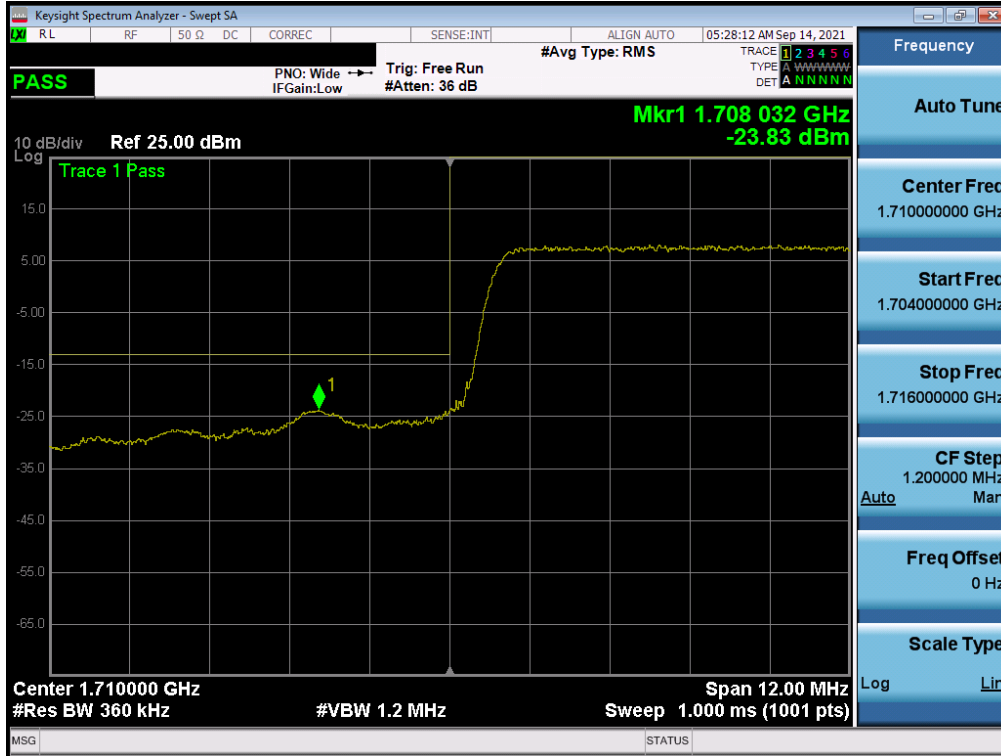


Plot 7-194. Upper Band Edge Plot (LTE Band 66 - 20MHz QPSK - Full RB)

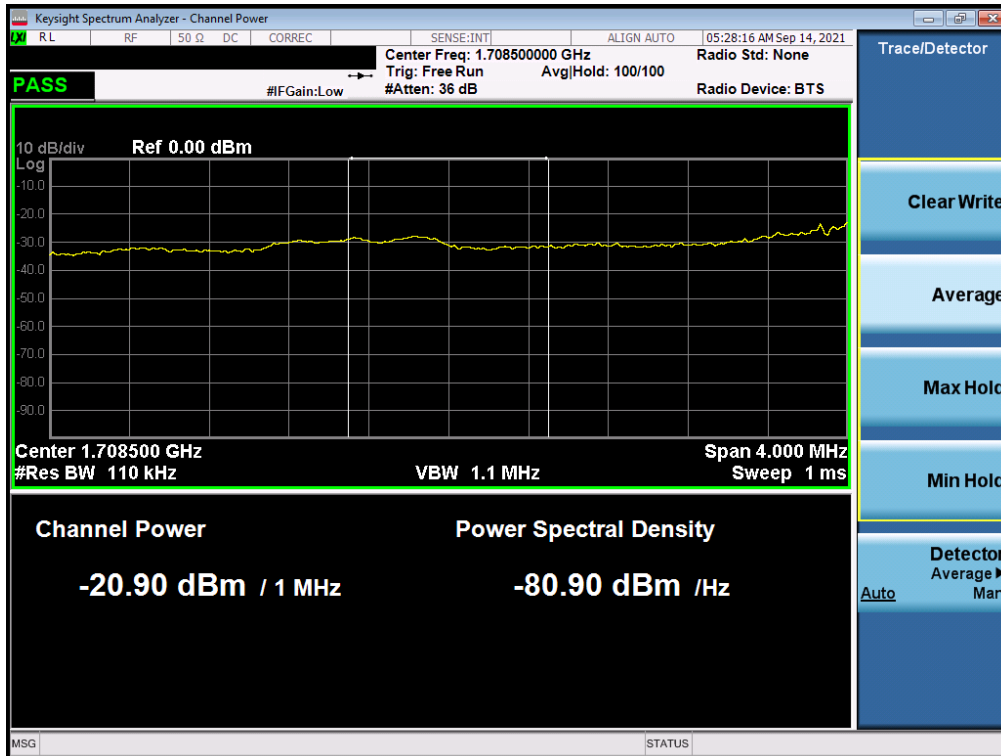


Plot 7-195. Channel Edge Plot (LTE Band 66 - 20MHz QPSK - Full RB)

FCC ID: A3LSMS908U	PCTEST Proud to be part of element	PART 27 MEASUREMENT REPORT	SAMSUNG	Approved by: Technical Manager
Test Report S/N: 1M2109090102-04-R1.A3L	Test Dates: 9/9/2021 - 11/16/2021	EUT Type: Portable Handset		Page 122 of 214

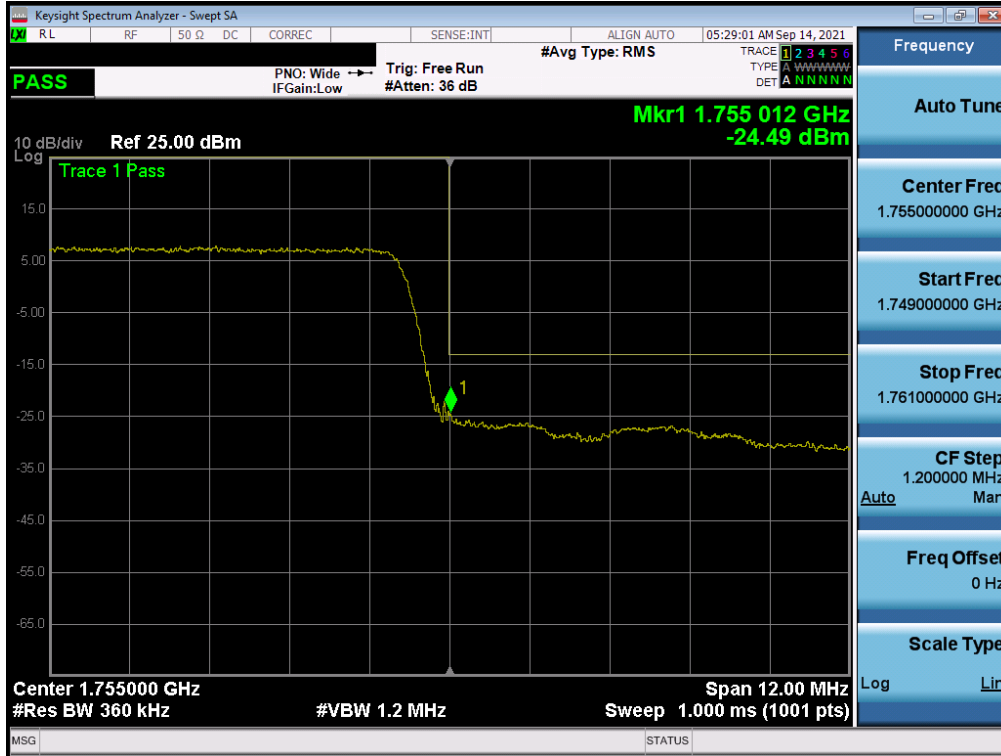


Plot 7-196. Lower Band Edge Plot (LTE Band 66/4 - 15MHz QPSK - Full RB)

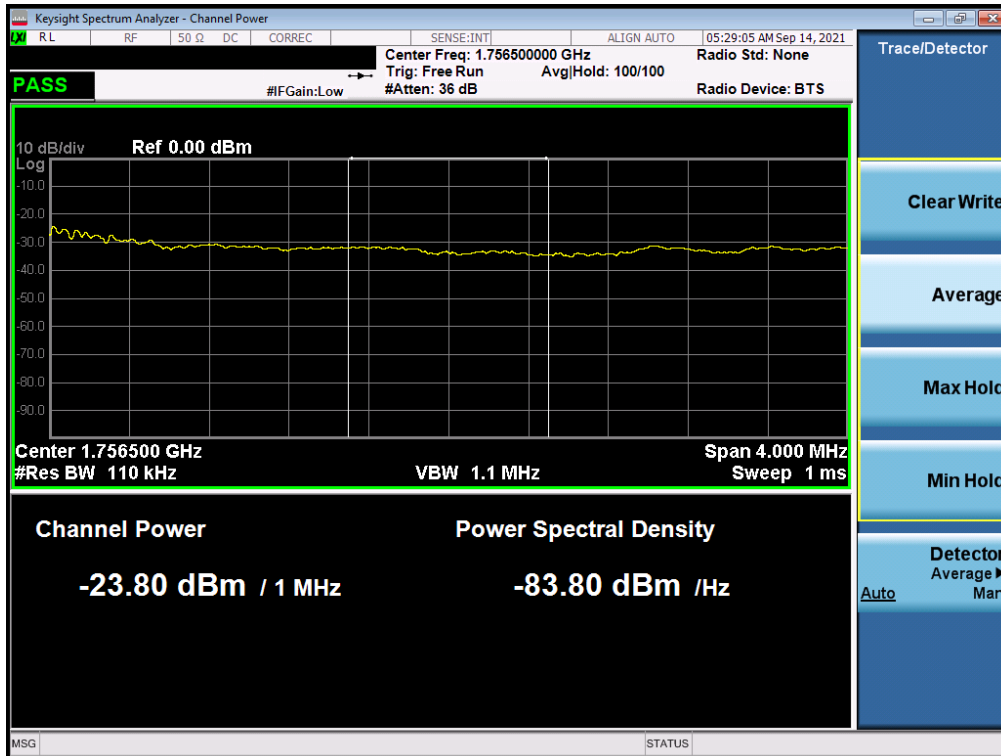


Plot 7-197. Lower Extended Band Edge Plot (LTE Band 66/4 - 15MHz QPSK - Full RB)

FCC ID: A3LSMS908U	PCTEST Proud to be part of element	PART 27 MEASUREMENT REPORT	SAMSUNG	Approved by: Technical Manager
Test Report S/N: 1M2109090102-04-R1.A3L	Test Dates: 9/9/2021 - 11/16/2021	EUT Type: Portable Handset		Page 123 of 214



Plot 7-198. Upper Band Edge Plot (LTE Band 4 - 15MHz QPSK - Full RB)

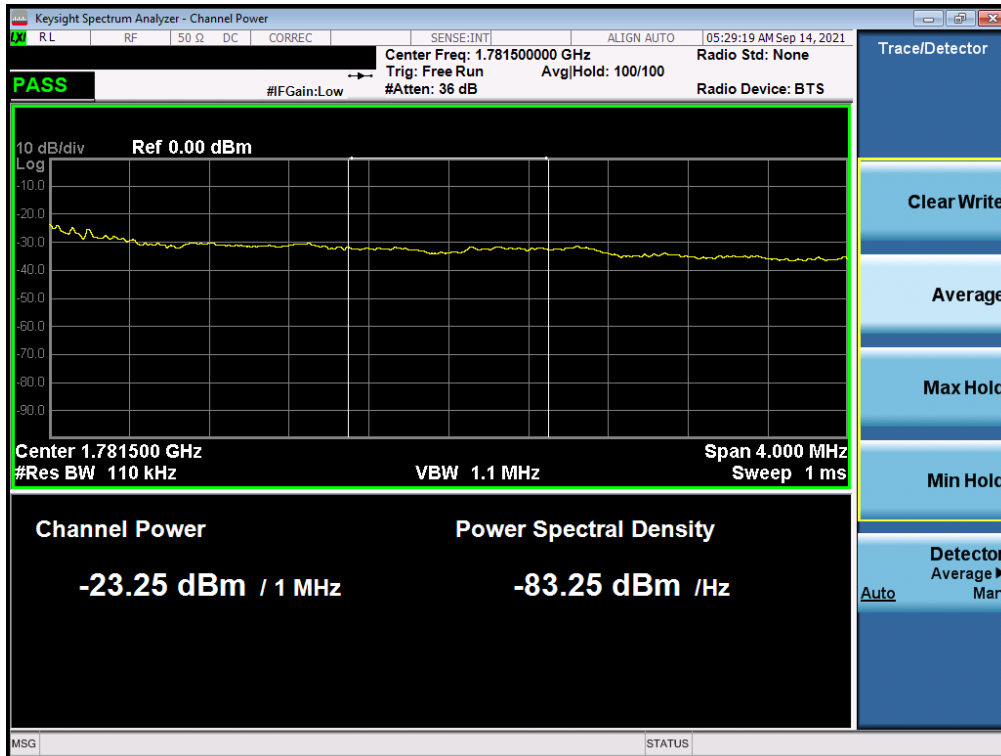


Plot 7-199. Upper Extended Band Edge Plot (LTE Band 4 - 15MHz QPSK - Full RB)

FCC ID: A3LSMS908U	PCTEST Proud to be part of element	PART 27 MEASUREMENT REPORT	SAMSUNG	Approved by: Technical Manager
Test Report S/N: 1M2109090102-04-R1.A3L	Test Dates: 9/9/2021 - 11/16/2021	EUT Type: Portable Handset		Page 124 of 214

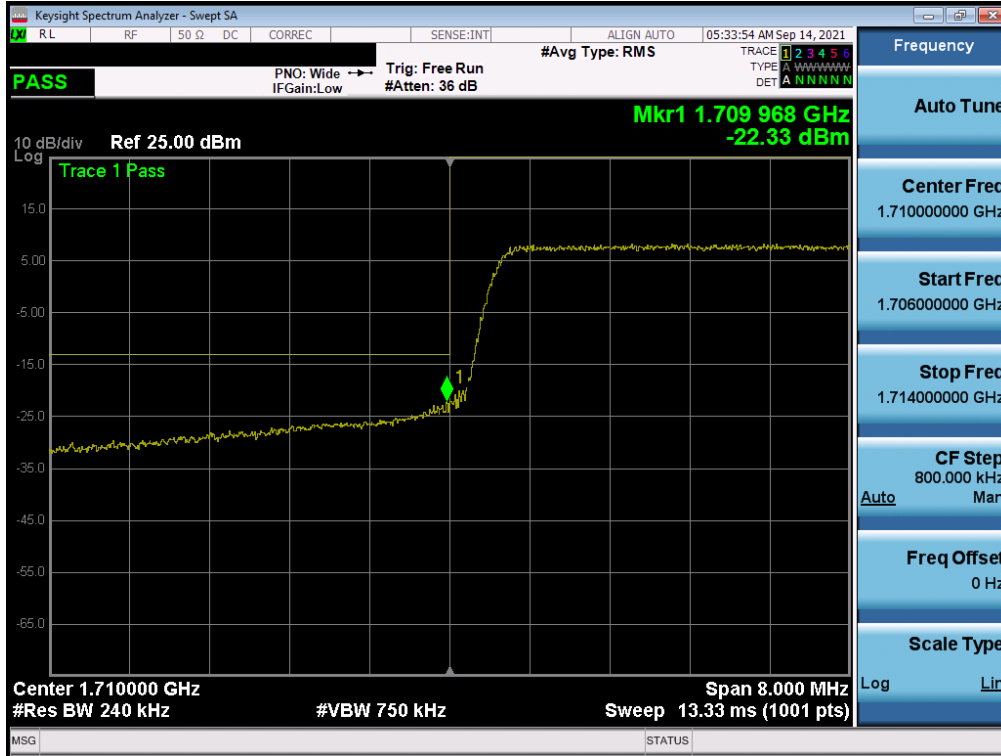


Plot 7-200. Upper Band Edge Plot (LTE Band 66 - 15MHz QPSK - Full RB)

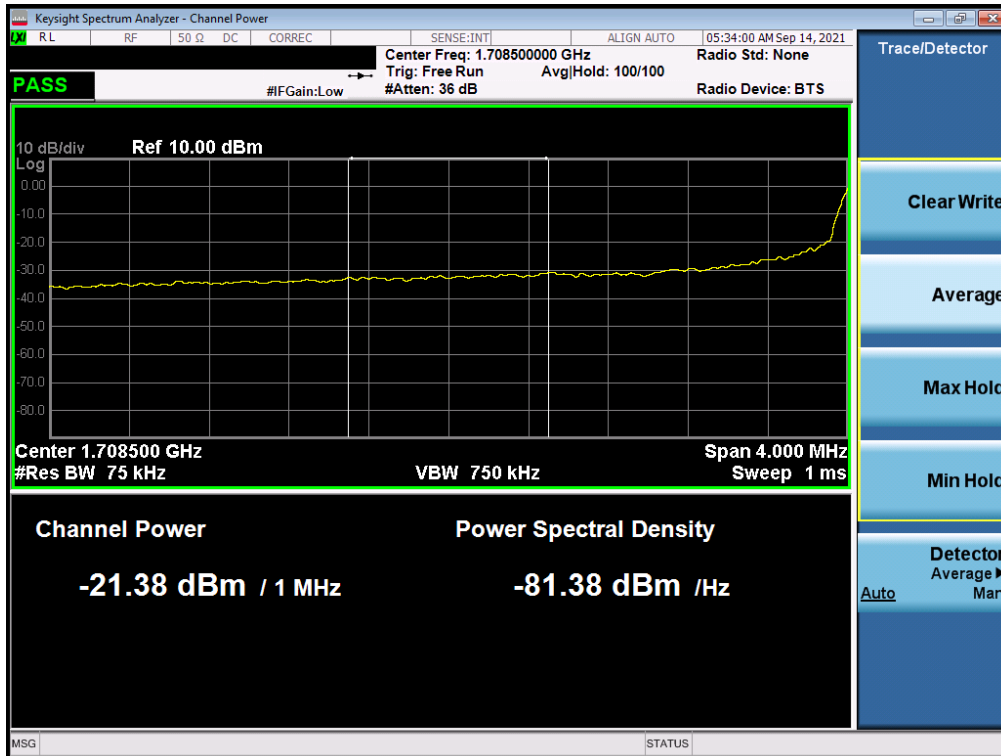


Plot 7-201. Upper Extended Band Edge Plot (LTE Band 66 - 15MHz QPSK - Full RB)

FCC ID: A3LSMS908U	PCTEST Proud to be part of element	PART 27 MEASUREMENT REPORT	SAMSUNG	Approved by: Technical Manager
Test Report S/N: 1M2109090102-04-R1.A3L	Test Dates: 9/9/2021 - 11/16/2021	EUT Type: Portable Handset		Page 125 of 214

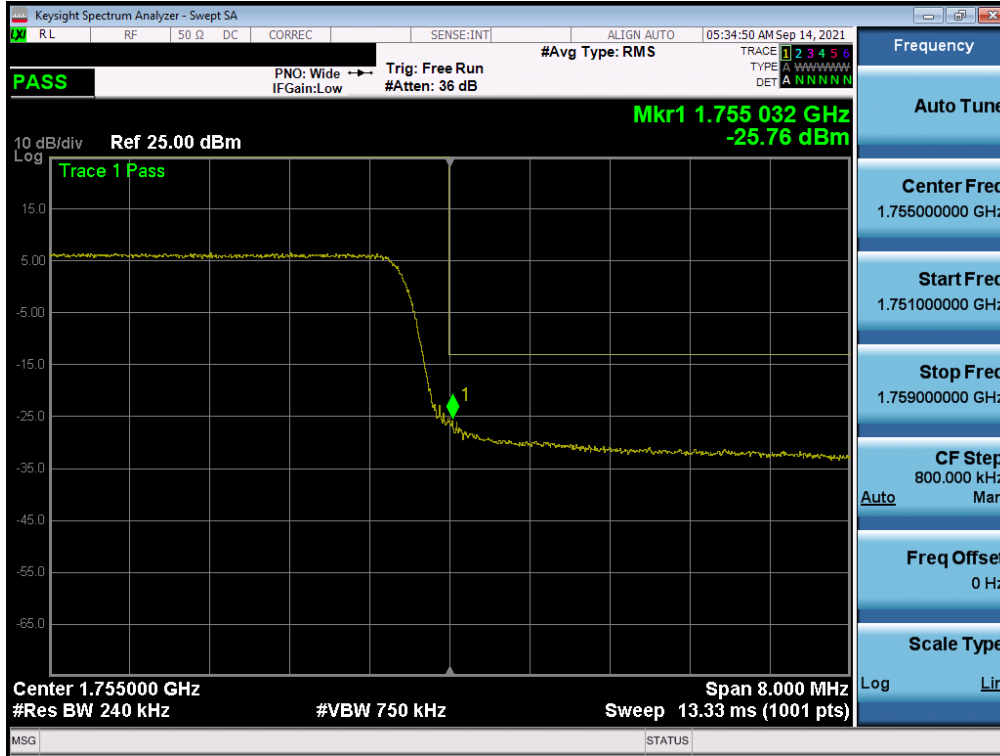


Plot 7-202. Lower Band Edge Plot (LTE Band 66/4 - 10MHz QPSK - Full RB)

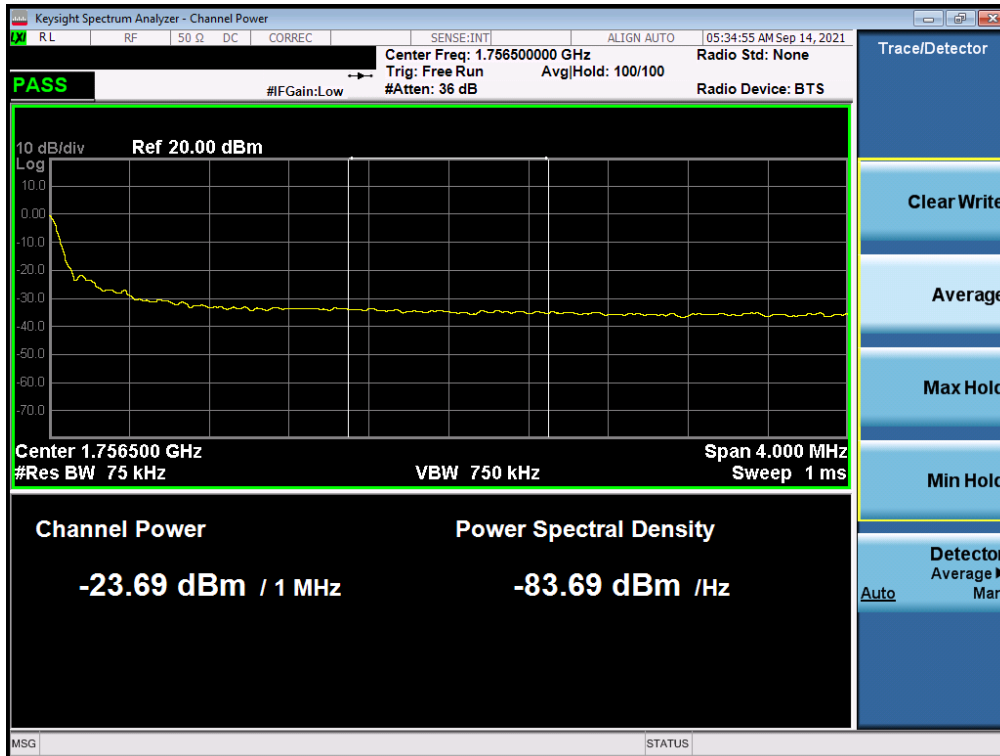


Plot 7-203. Lower Extended Band Edge Plot (LTE Band 66/4 - 10MHz QPSK - Full RB)

FCC ID: A3LSMS908U	PCTEST Proud to be part of element	PART 27 MEASUREMENT REPORT	SAMSUNG	Approved by: Technical Manager
Test Report S/N: 1M2109090102-04-R1.A3L	Test Dates: 9/9/2021 - 11/16/2021	EUT Type: Portable Handset		Page 126 of 214

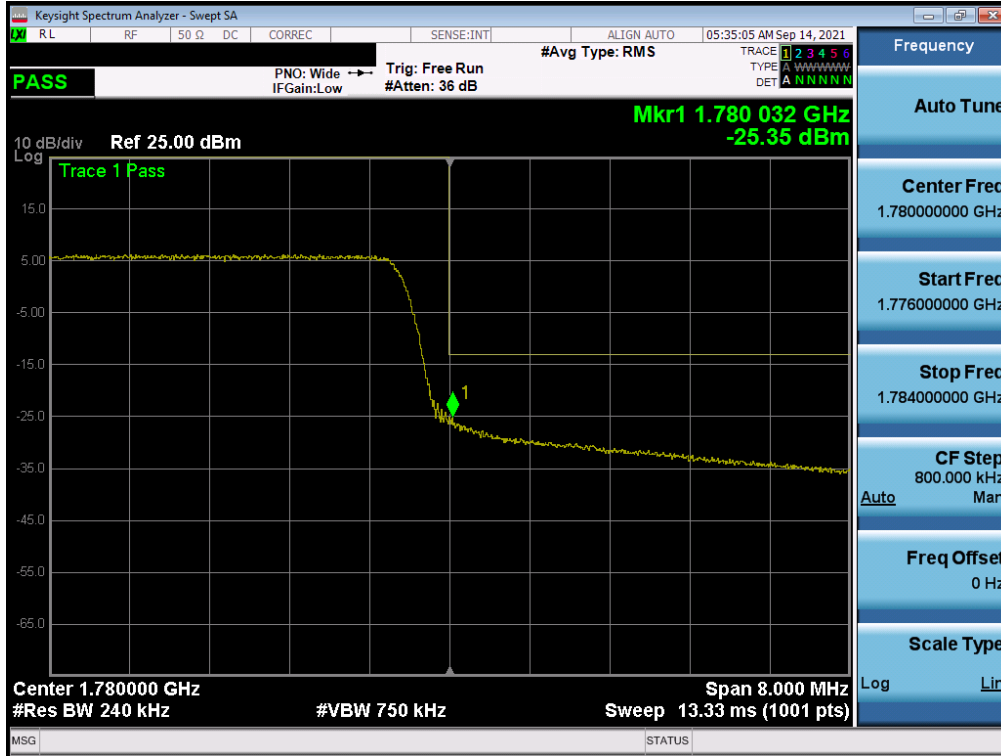


Plot 7-204. Upper Band Edge Plot (LTE Band 4 - 10MHz QPSK - Full RB)

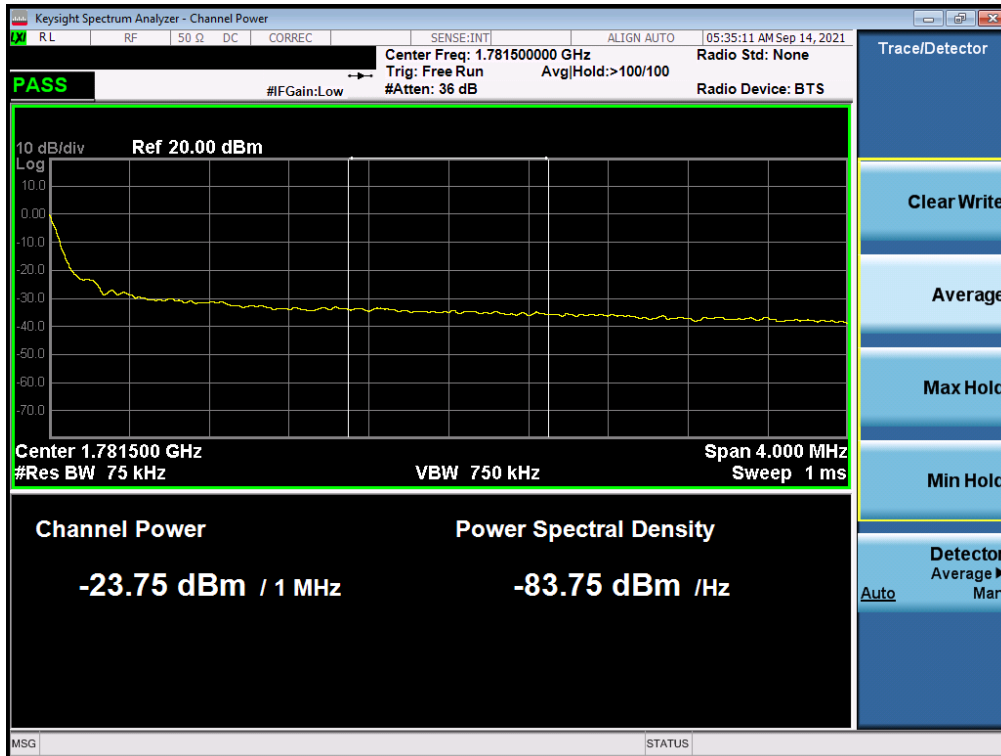


Plot 7-205. Upper Extended Band Edge Plot (LTE Band 4 - 10MHz QPSK - Full RB)

FCC ID: A3LSMS908U	PCTEST Proud to be part of element	PART 27 MEASUREMENT REPORT	SAMSUNG	Approved by: Technical Manager
Test Report S/N: 1M2109090102-04-R1.A3L	Test Dates: 9/9/2021 - 11/16/2021	EUT Type: Portable Handset		Page 127 of 214

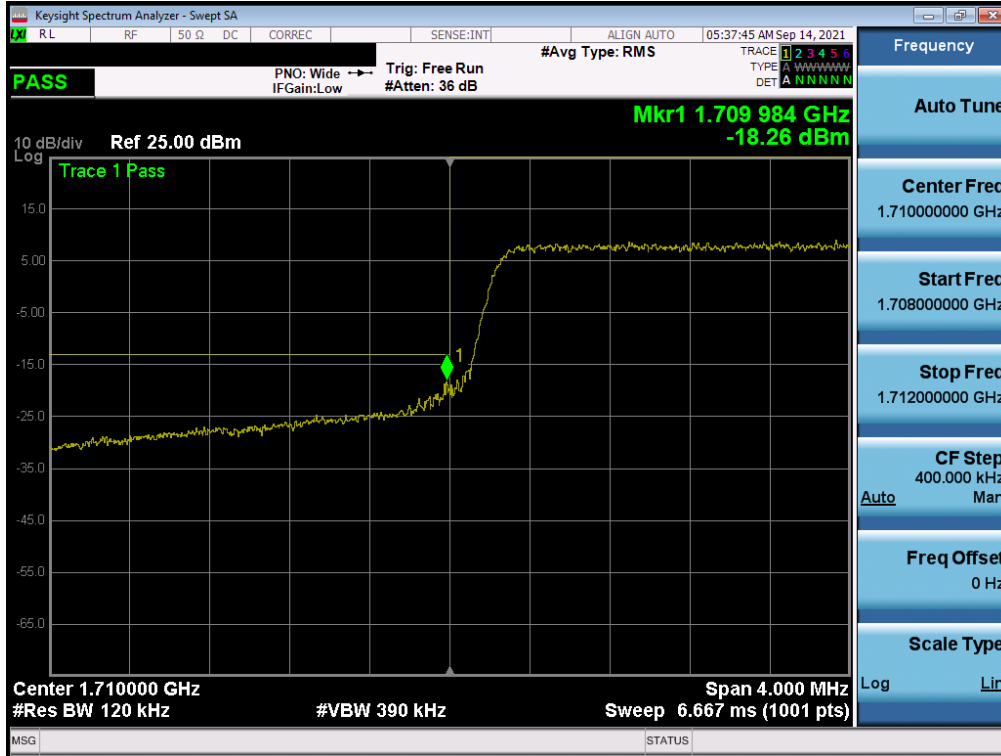


Plot 7-206. Upper Band Edge Plot (LTE Band 66 - 10MHz QPSK - Full RB)

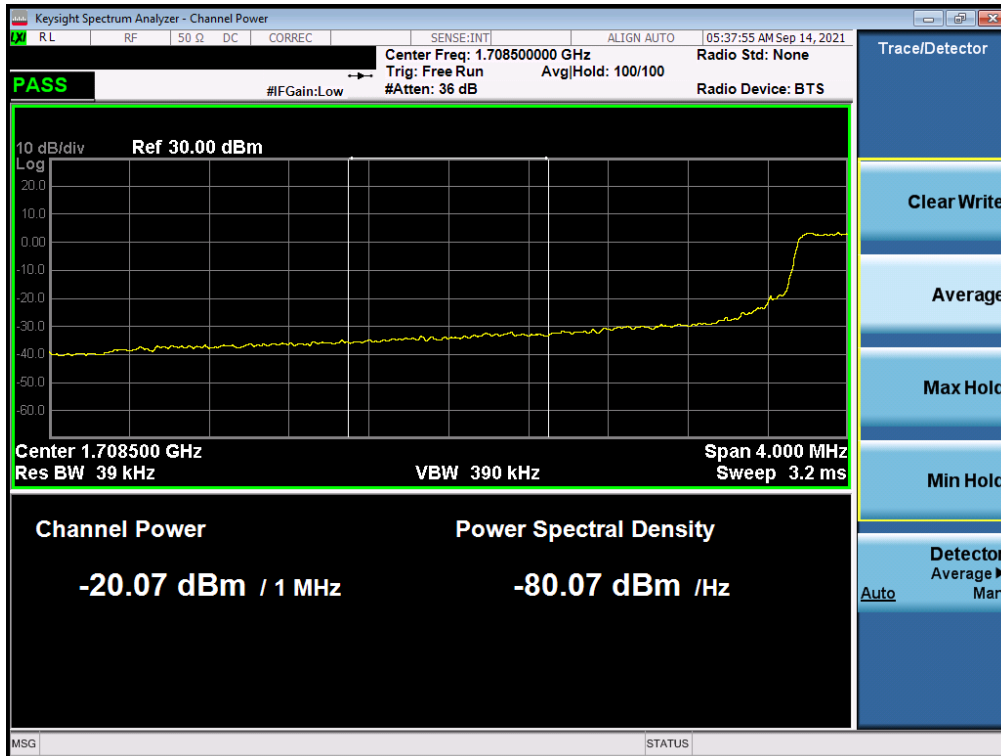


Plot 7-207. Upper Extended Band Edge Plot (LTE Band 66 - 10MHz QPSK - Full RB)

FCC ID: A3LSMS908U	PCTEST Proud to be part of element	PART 27 MEASUREMENT REPORT	SAMSUNG	Approved by: Technical Manager
Test Report S/N: 1M2109090102-04-R1.A3L	Test Dates: 9/9/2021 - 11/16/2021	EUT Type: Portable Handset		Page 128 of 214

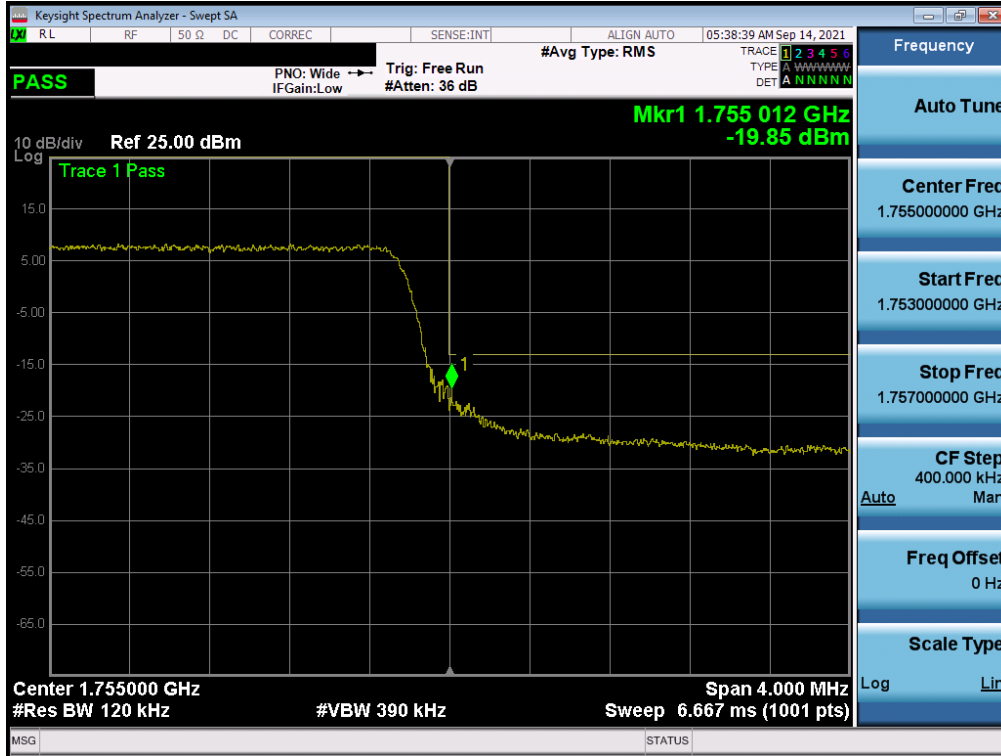


Plot 7-208. Lower Band Edge Plot (LTE Band 66/4 - 5MHz QPSK - Full RB)

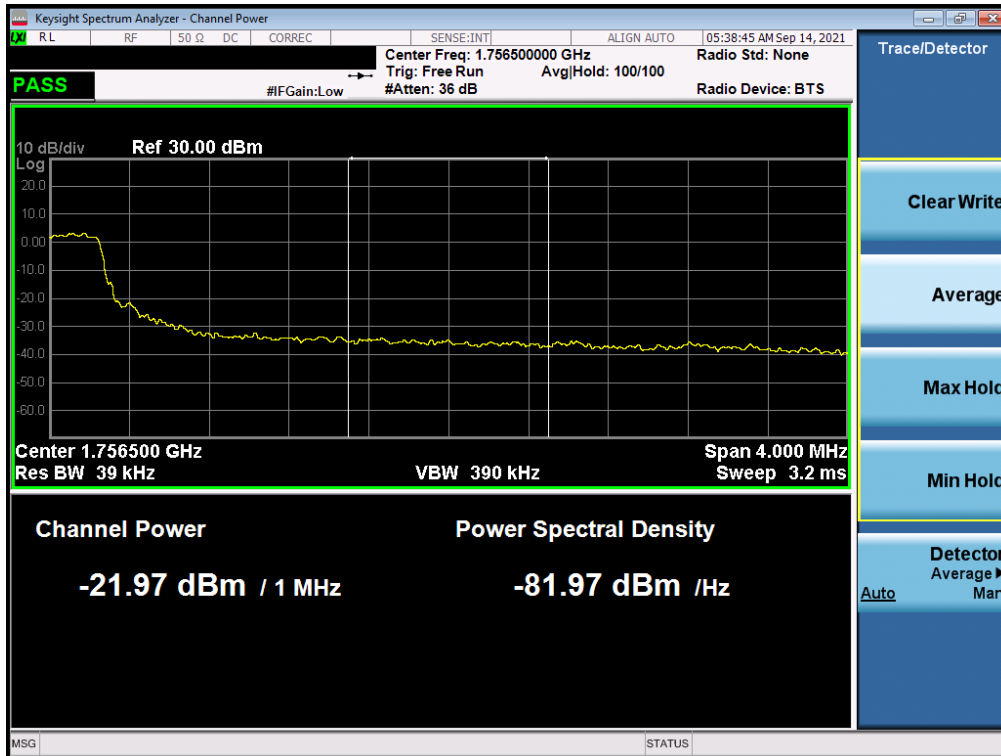


Plot 7-209. Lower Extended Band Edge Plot (LTE Band 66/4 - 5MHz QPSK - Full RB)

FCC ID: A3LSMS908U	PCTEST Proud to be part of element	PART 27 MEASUREMENT REPORT	SAMSUNG	Approved by: Technical Manager
Test Report S/N: 1M2109090102-04-R1.A3L	Test Dates: 9/9/2021 - 11/16/2021	EUT Type: Portable Handset		Page 129 of 214

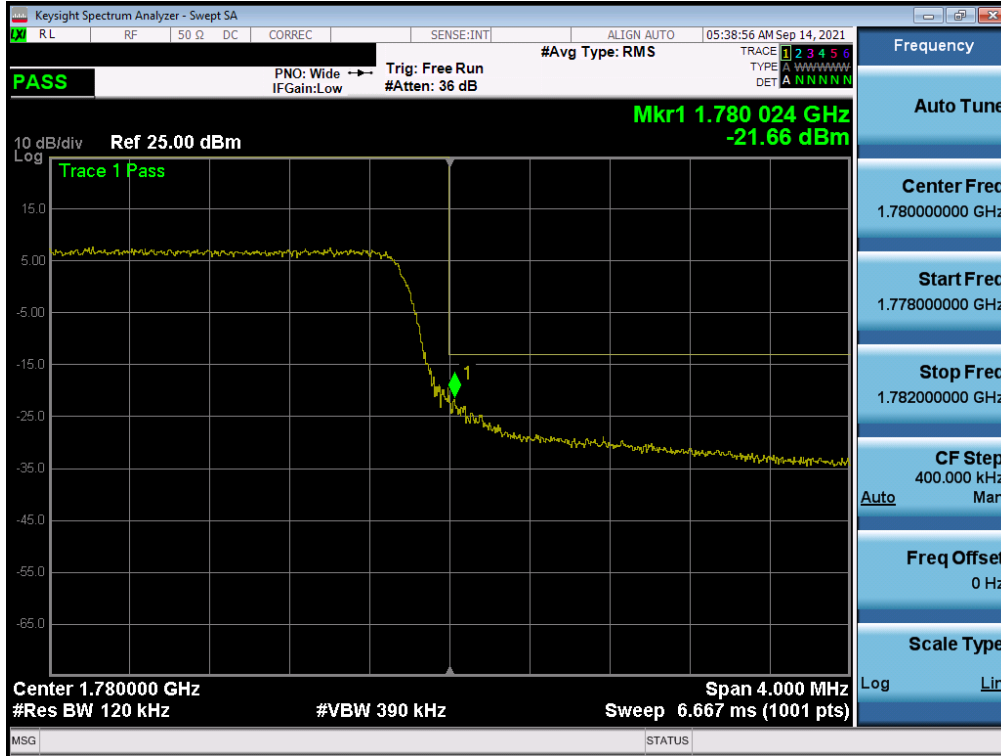


Plot 7-210. Upper Band Edge Plot (LTE Band 4 - 5MHz QPSK - Full RB)

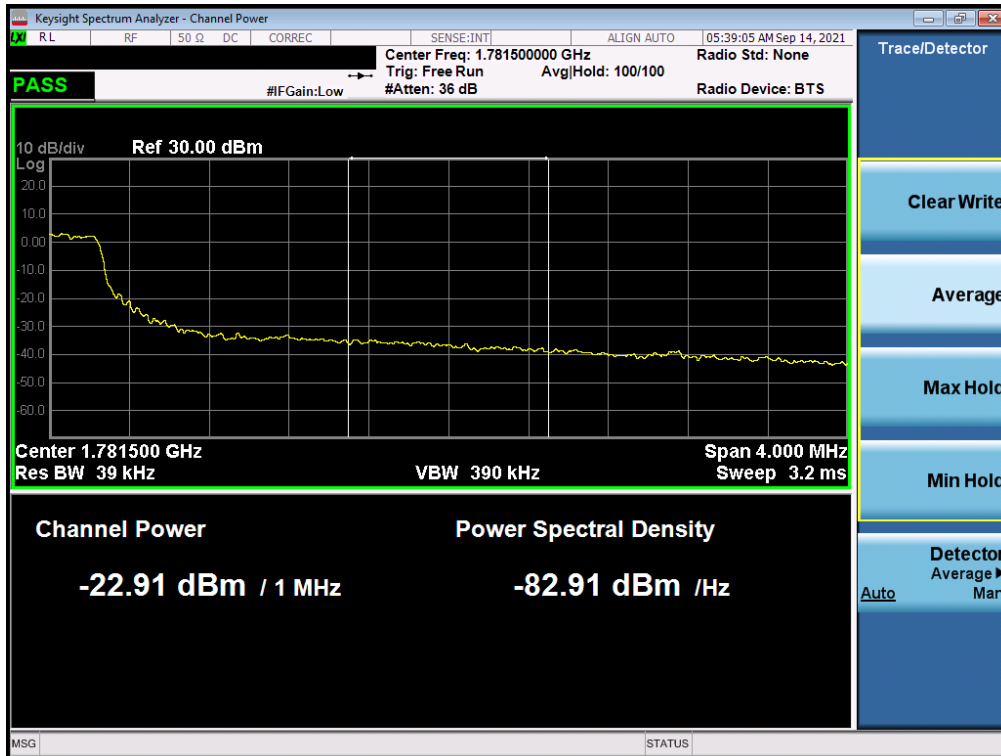


Plot 7-211. Upper Extended Band Edge Plot (LTE Band 4 - 5MHz QPSK - Full RB)

FCC ID: A3LSMS908U	PCTEST Proud to be part of element	PART 27 MEASUREMENT REPORT	SAMSUNG	Approved by: Technical Manager
Test Report S/N: 1M2109090102-04-R1.A3L	Test Dates: 9/9/2021 - 11/16/2021	EUT Type: Portable Handset		Page 130 of 214

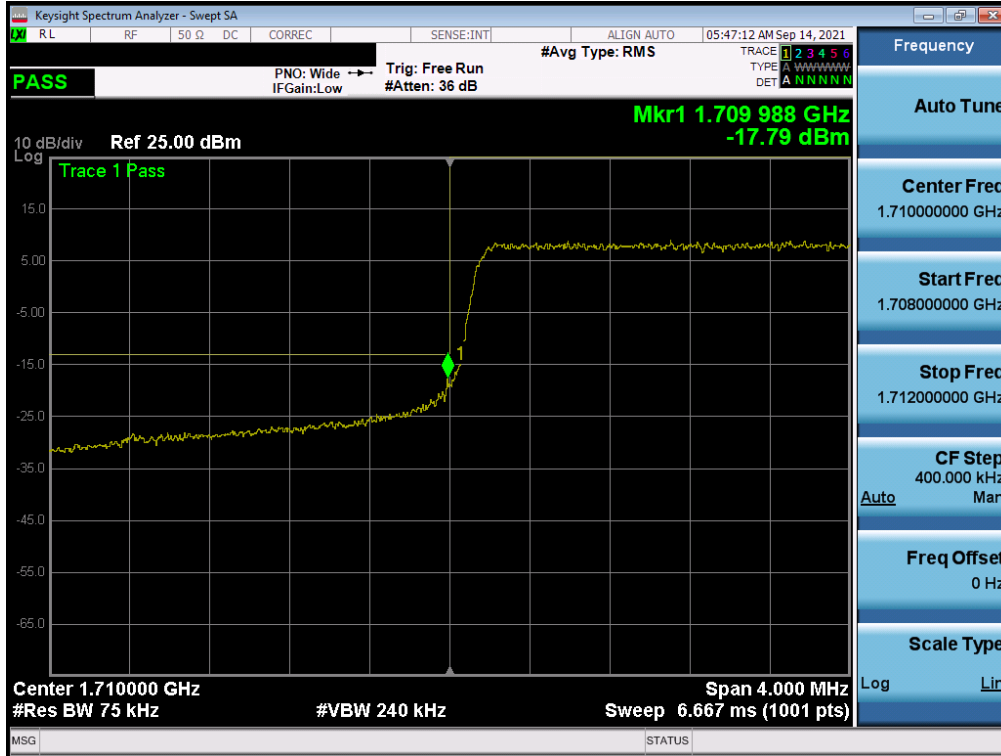


Plot 7-212. Upper Band Edge Plot (LTE Band 66 - 5MHz QPSK - Full RB)

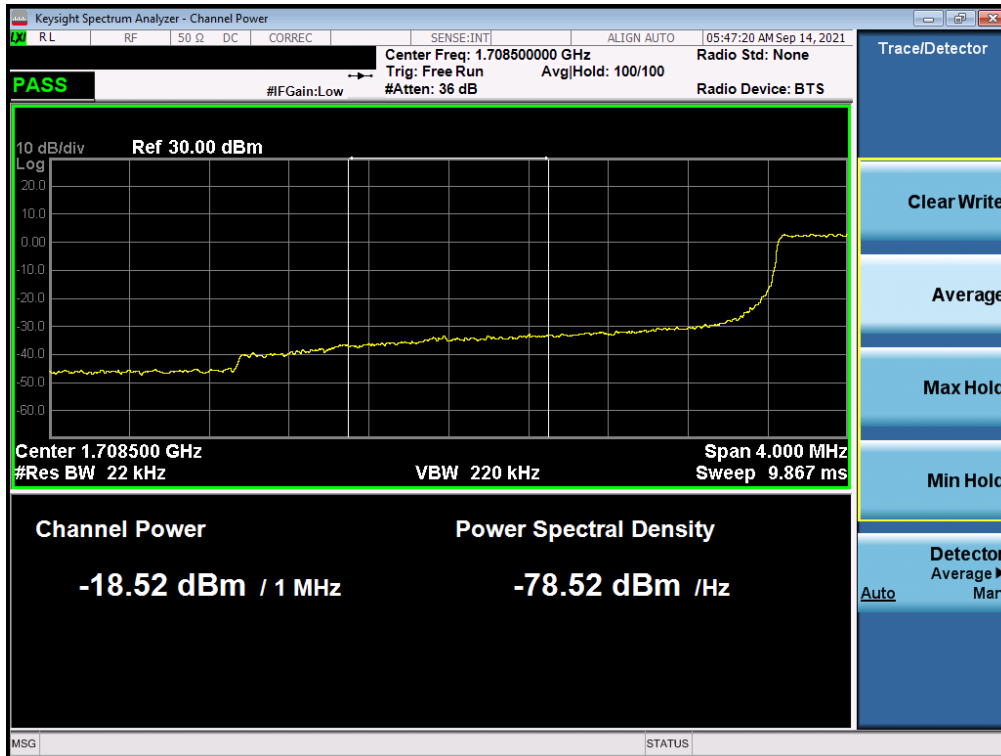


Plot 7-213. Upper Extended Band Edge Plot (LTE Band 66 - 5MHz QPSK - Full RB)

FCC ID: A3LSMS908U	PCTEST Proud to be part of element	PART 27 MEASUREMENT REPORT	SAMSUNG	Approved by: Technical Manager
Test Report S/N: 1M2109090102-04-R1.A3L	Test Dates: 9/9/2021 - 11/16/2021	EUT Type: Portable Handset		Page 131 of 214



Plot 7-214. Lower Band Edge Plot (LTE Band 66/4 - 3MHz QPSK - Full RB)

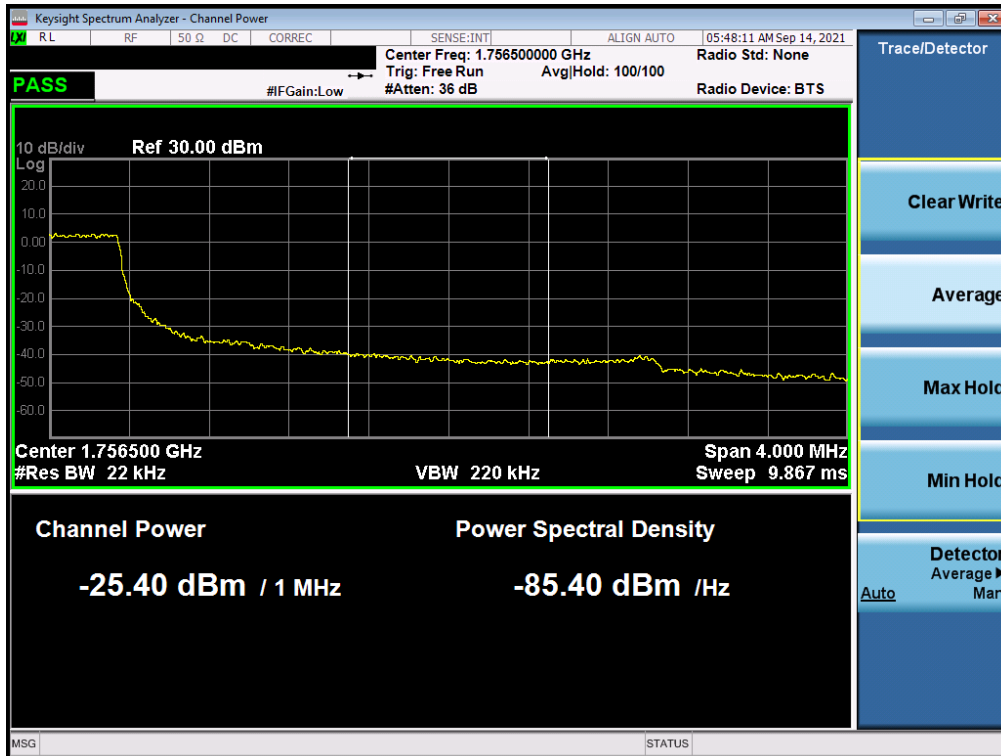


Plot 7-215. Lower Extended Band Edge Plot (LTE Band 66/4 - 3MHz QPSK - Full RB)

FCC ID: A3LSMS908U	PCTEST Proud to be part of element	PART 27 MEASUREMENT REPORT	SAMSUNG	Approved by: Technical Manager
Test Report S/N: 1M2109090102-04-R1.A3L	Test Dates: 9/9/2021 - 11/16/2021	EUT Type: Portable Handset		Page 132 of 214



Plot 7-216. Upper Band Edge Plot (LTE Band 4 - 3MHz QPSK - Full RB)

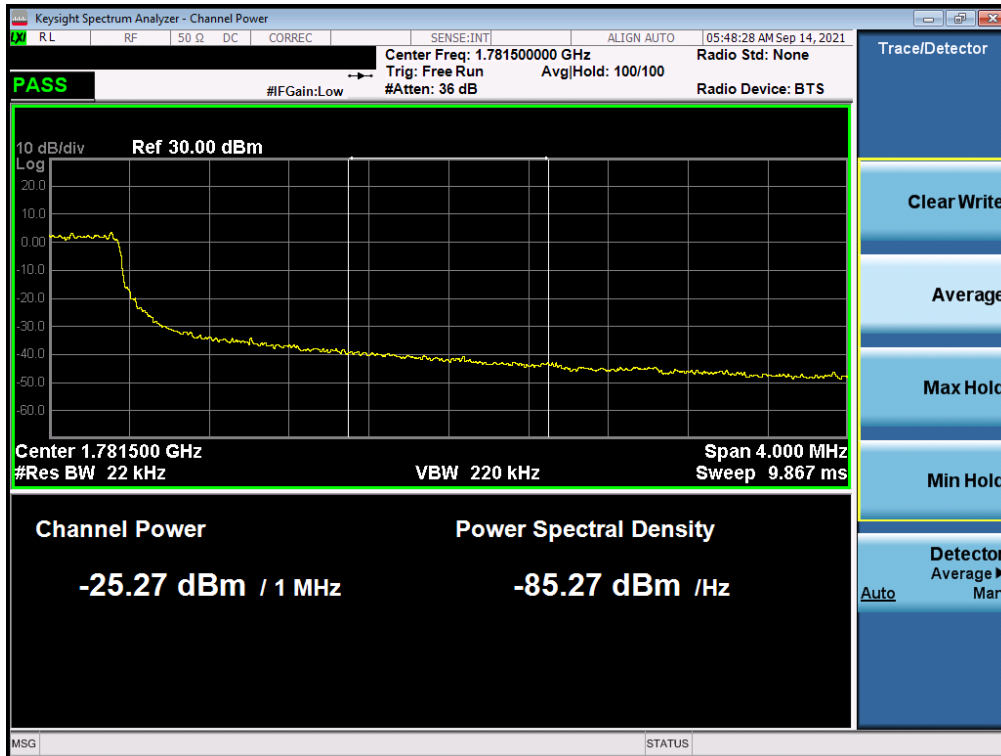


Plot 7-217. Upper Extended Band Edge Plot (LTE Band 4 - 3MHz QPSK - Full RB)

FCC ID: A3LSMS908U	PCTEST Proud to be part of element	PART 27 MEASUREMENT REPORT	SAMSUNG	Approved by: Technical Manager
Test Report S/N: 1M2109090102-04-R1.A3L	Test Dates: 9/9/2021 - 11/16/2021	EUT Type: Portable Handset		Page 133 of 214

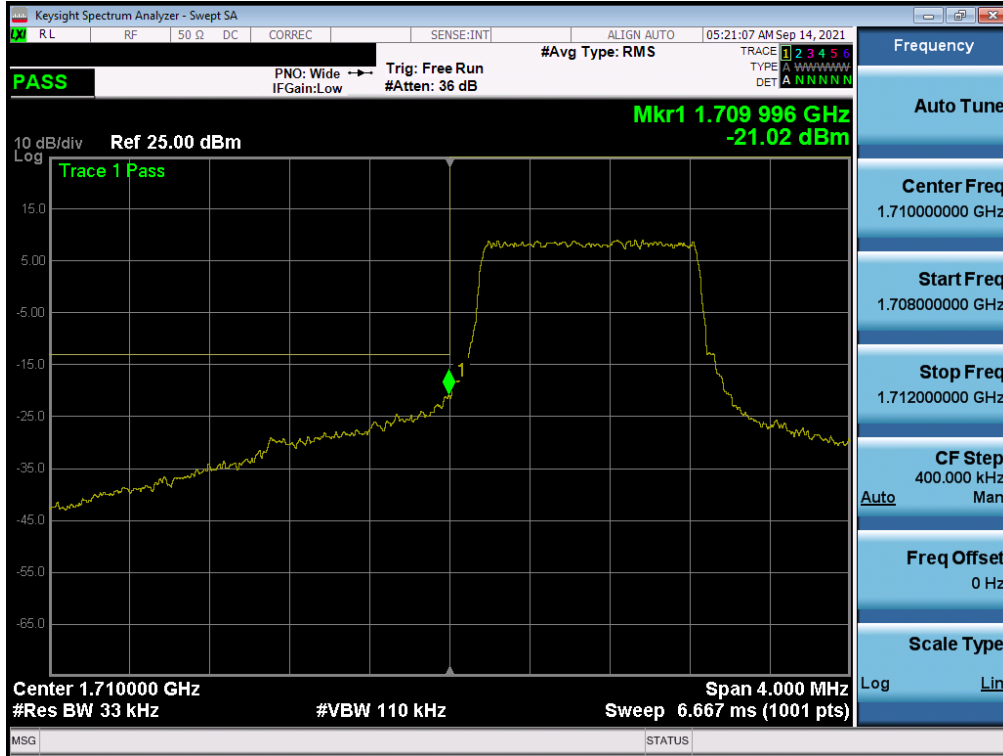


Plot 7-218. Upper Band Edge Plot (LTE Band 66 - 3MHz QPSK - Full RB)

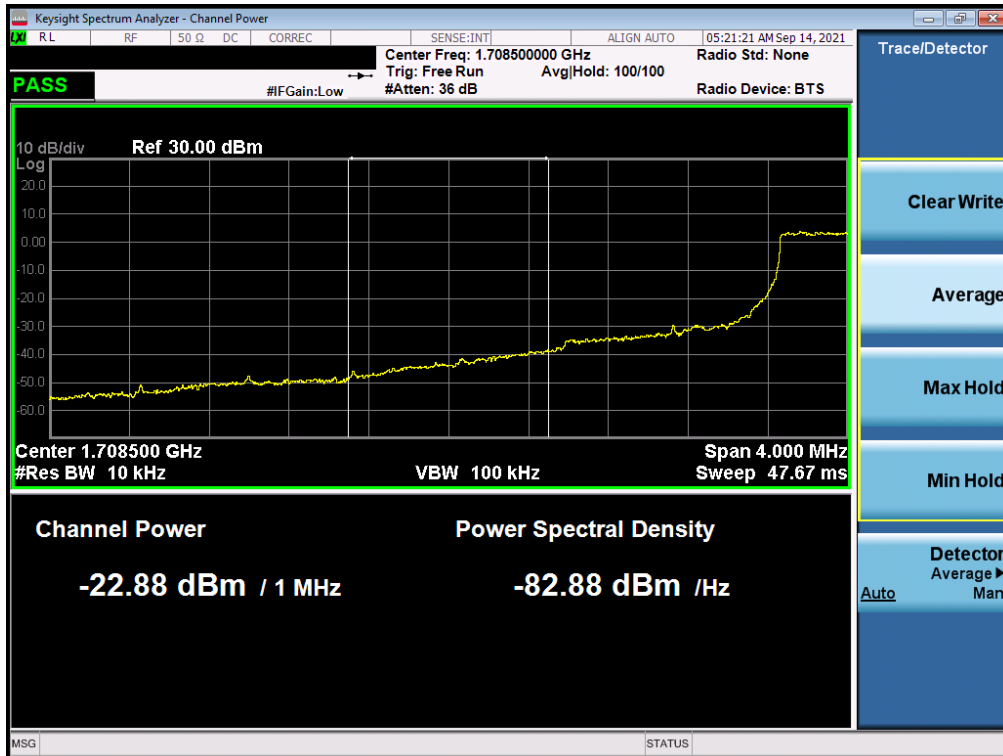


Plot 7-219. Upper Extended Band Edge Plot (LTE Band 66 - 3MHz QPSK - Full RB)

FCC ID: A3LSMS908U	PCTEST Proud to be part of element	PART 27 MEASUREMENT REPORT		Approved by: Technical Manager
Test Report S/N: 1M2109090102-04-R1.A3L	Test Dates: 9/9/2021 - 11/16/2021	EUT Type: Portable Handset		Page 134 of 214



Plot 7-220. Lower Band Edge Plot (LTE Band 66/4 - 1.4MHz QPSK - Full RB)

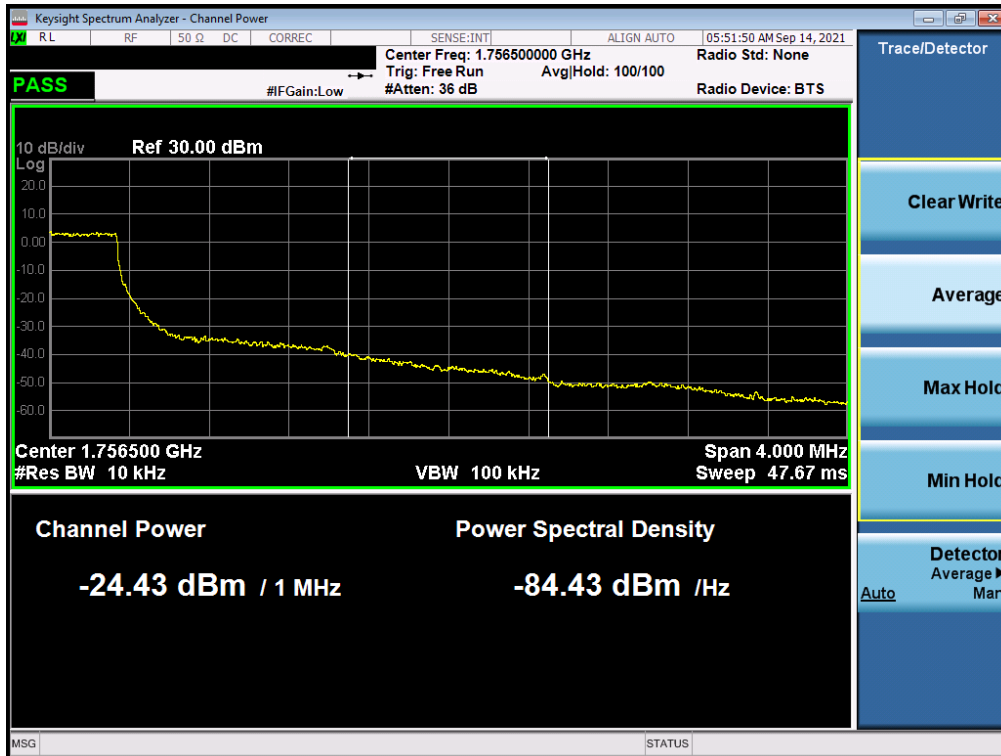


Plot 7-221. Lower Extended Band Edge Plot (LTE Band 66/4 - 1.4MHz QPSK - Full RB)

FCC ID: A3LSMS908U	PCTEST Proud to be part of element	PART 27 MEASUREMENT REPORT	SAMSUNG	Approved by: Technical Manager
Test Report S/N: 1M2109090102-04-R1.A3L	Test Dates: 9/9/2021 - 11/16/2021	EUT Type: Portable Handset		Page 135 of 214

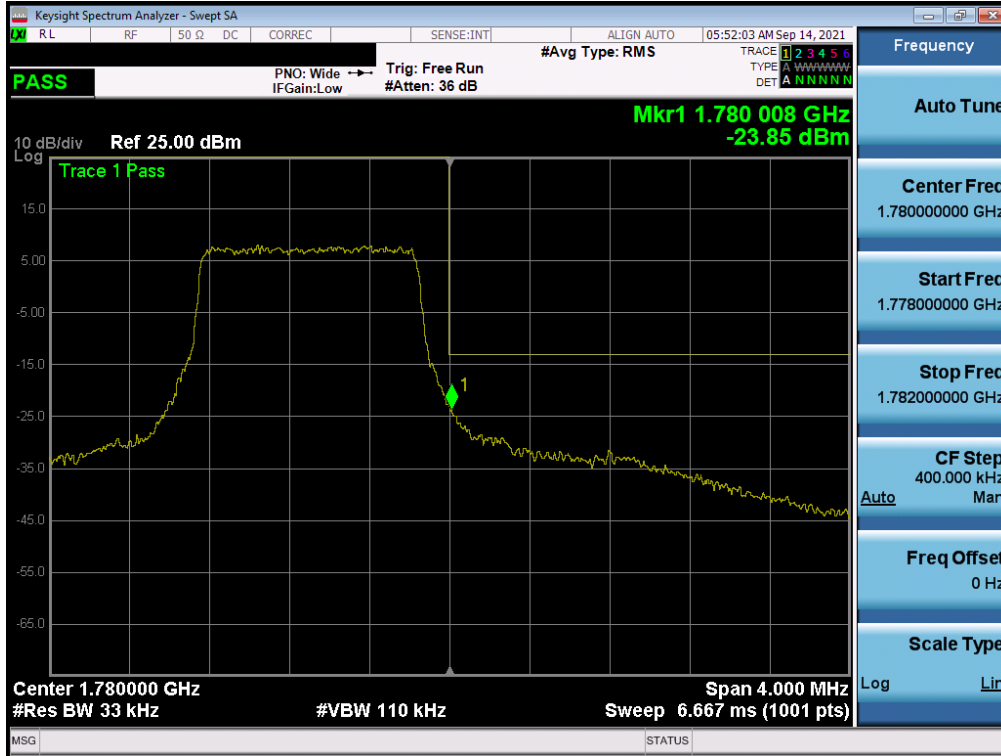


Plot 7-222. Upper Band Edge Plot (LTE Band 4 - 1.4MHz QPSK - Full RB)

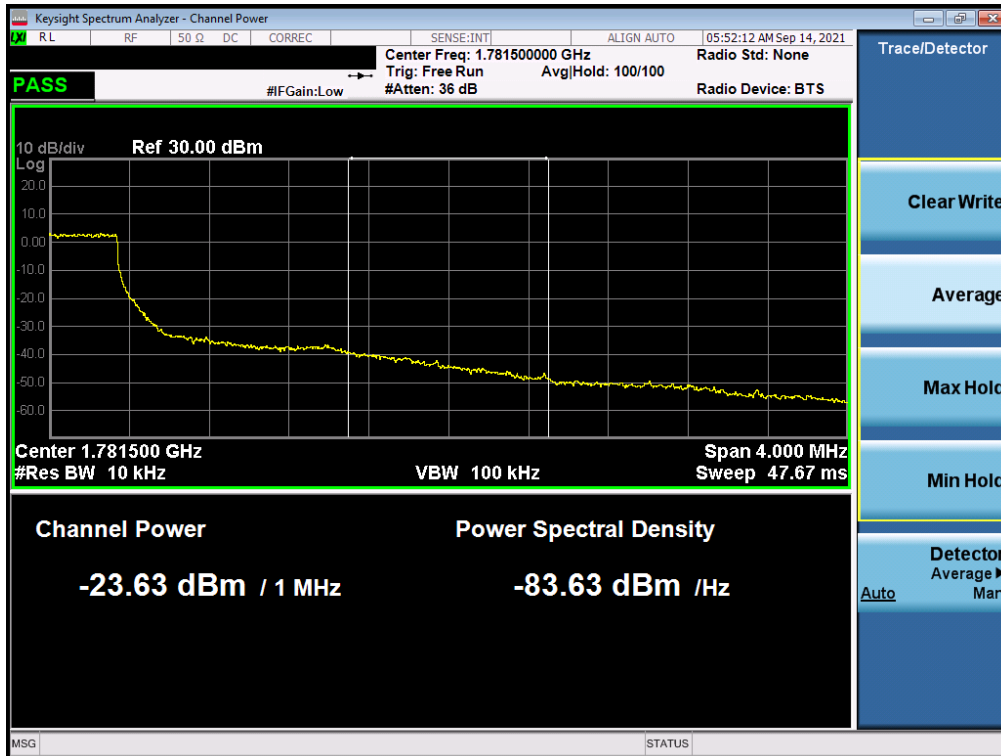


Plot 7-223. Upper Extended Band Edge Plot (LTE Band 4 - 1.4MHz QPSK - Full RB)

FCC ID: A3LSMS908U	PCTEST Proud to be part of element	PART 27 MEASUREMENT REPORT	SAMSUNG	Approved by: Technical Manager
Test Report S/N: 1M2109090102-04-R1.A3L	Test Dates: 9/9/2021 - 11/16/2021	EUT Type: Portable Handset		Page 136 of 214



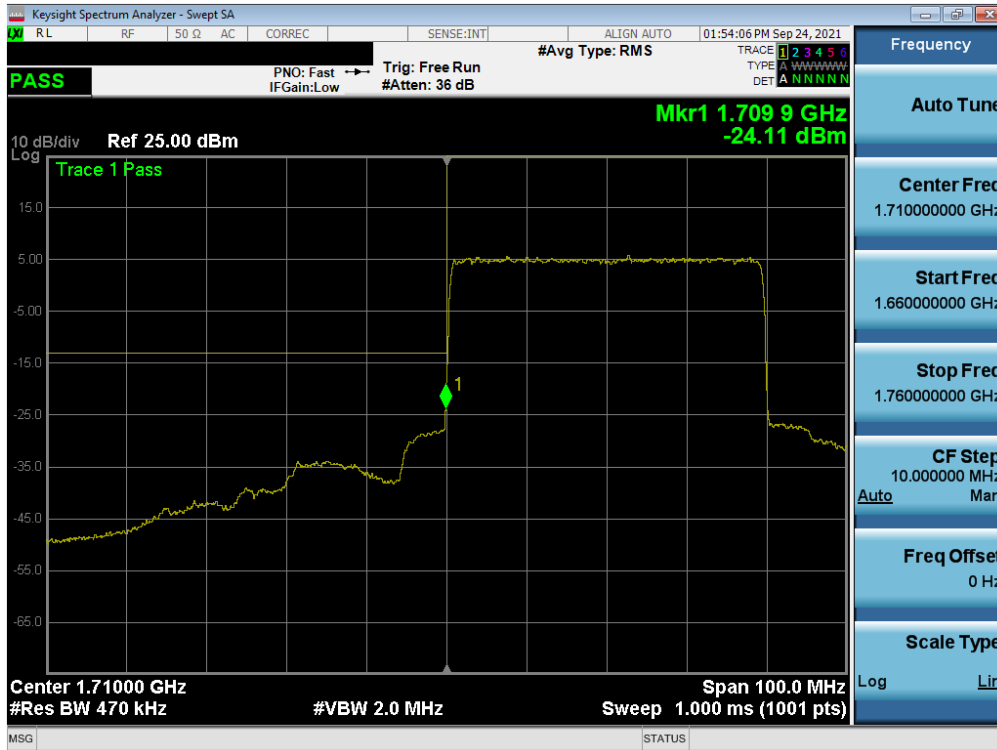
Plot 7-224. Upper Band Edge Plot (LTE Band 66 - 1.4MHz QPSK - Full RB)



Plot 7-225. Upper Extended Band Edge Plot (LTE Band 66 - 1.4MHz QPSK - Full RB)

FCC ID: A3LSMS908U	PCTEST Proud to be part of element	PART 27 MEASUREMENT REPORT	SAMSUNG	Approved by: Technical Manager
Test Report S/N: 1M2109090102-04-R1.A3L	Test Dates: 9/9/2021 - 11/16/2021	EUT Type: Portable Handset		Page 137 of 214

NR Band n66



Plot 7-226. Lower Band Edge Plot (NR Band n66 - 40.0MHz - Full RB)

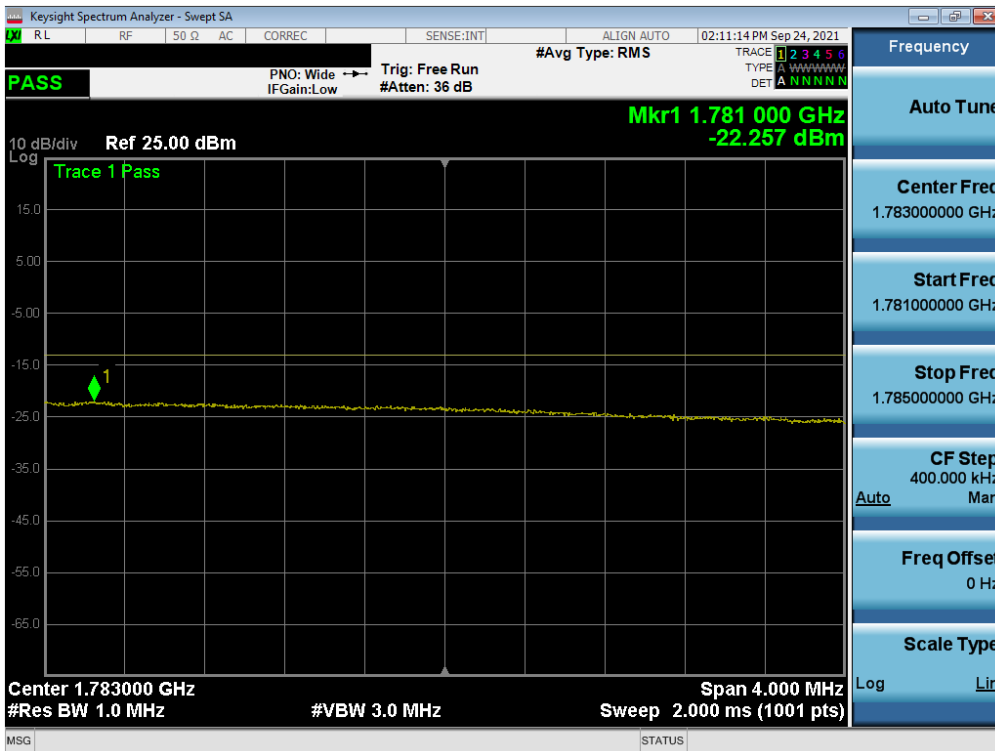


Plot 7-227. Lower Extended Band Edge Plot (NR Band n66 - 40.0MHz - Full RB)

FCC ID: A3LSMS908U	PCTEST Proud to be part of element	PART 27 MEASUREMENT REPORT	SAMSUNG	Approved by: Technical Manager
Test Report S/N: 1M2109090102-04-R1.A3L	Test Dates: 9/9/2021 - 11/16/2021	EUT Type: Portable Handset		Page 138 of 214

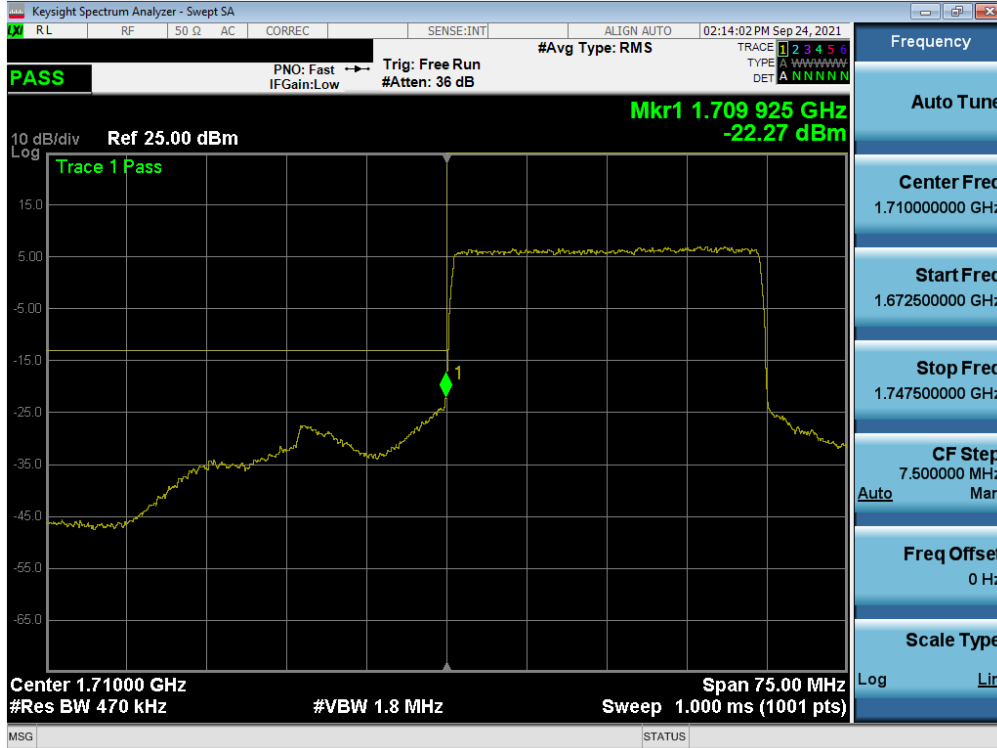


Plot 7-228. Upper Band Edge Plot (NR Band n66 - 40.0MHz - Full RB)

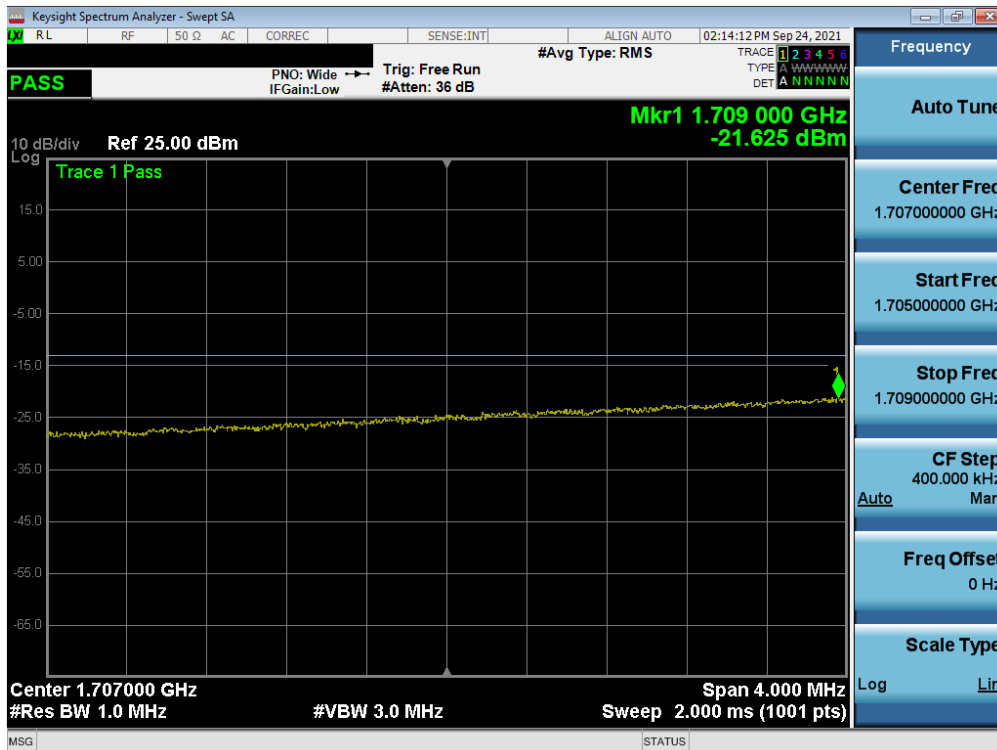


Plot 7-229. Upper Extended Band Edge Plot (NR Band n66 - 40.0MHz - Full RB)

FCC ID: A3LSMS908U	PCTEST Proud to be part of element	PART 27 MEASUREMENT REPORT		Approved by: Technical Manager
Test Report S/N: 1M2109090102-04-R1.A3L	Test Dates: 9/9/2021 - 11/16/2021	EUT Type: Portable Handset		Page 139 of 214



Plot 7-230. Lower Band Edge Plot (NR Band n66 - 30.0MHz - Full RB)



Plot 7-231. Lower Extended Band Edge Plot (NR Band n66 - 30.0MHz - Full RB)

FCC ID: A3LSMS908U	PCTEST Proud to be part of element	PART 27 MEASUREMENT REPORT	SAMSUNG	Approved by: Technical Manager
Test Report S/N: 1M2109090102-04-R1.A3L	Test Dates: 9/9/2021 - 11/16/2021	EUT Type: Portable Handset		Page 140 of 214

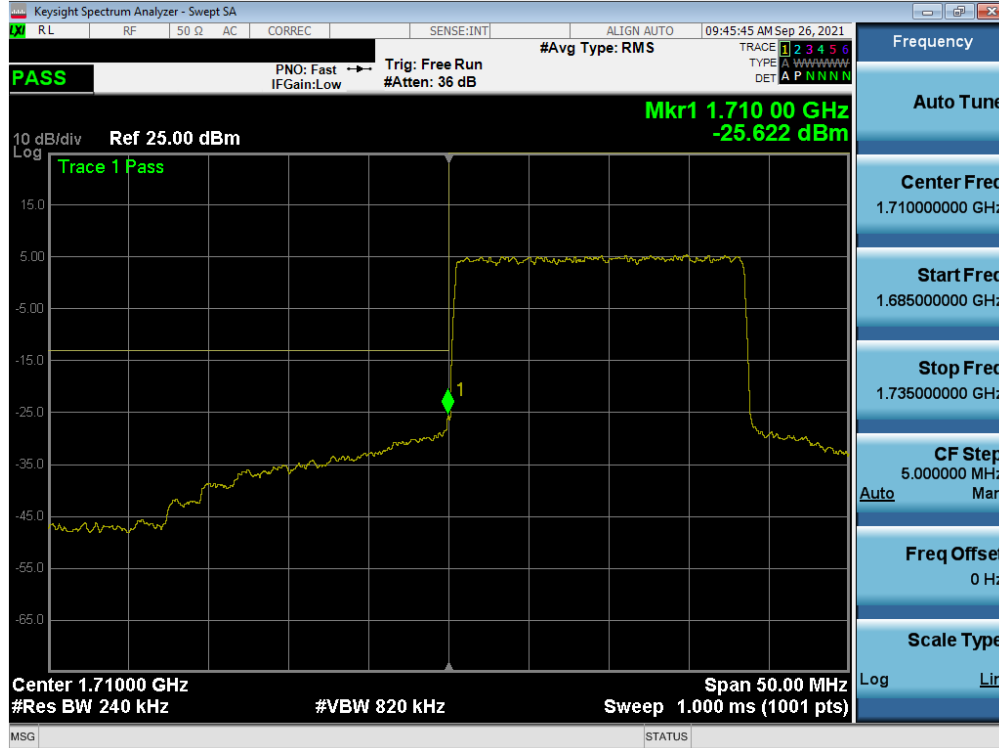


Plot 7-232. Upper Band Edge Plot (NR Band n66 - 30.0MHz - Full RB)

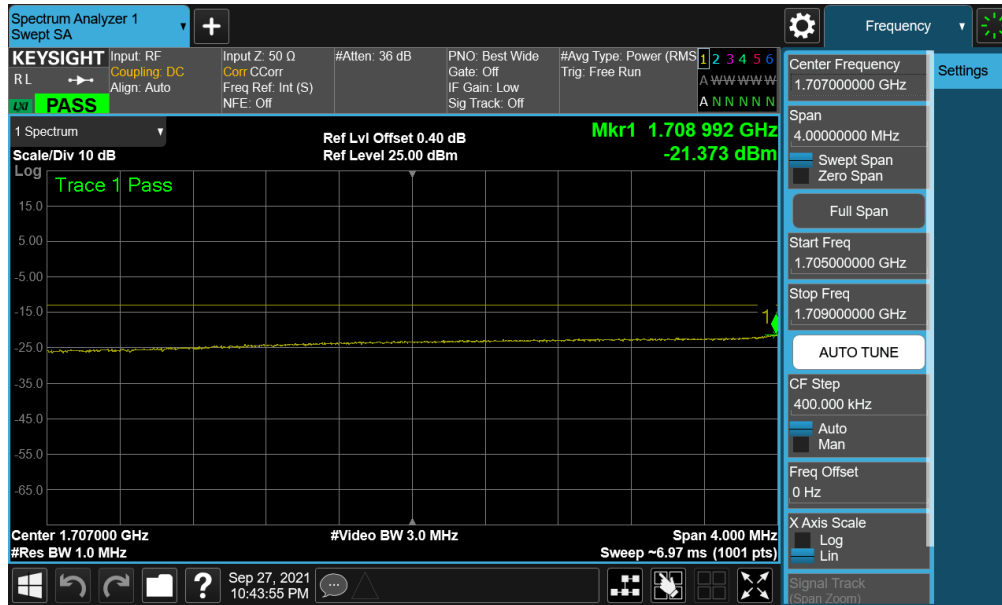


Plot 7-233. Upper Extended Band Edge Plot (NR Band n66 - 30.0MHz - Full RB)

FCC ID: A3LSMS908U	PCTEST Proud to be part of element	PART 27 MEASUREMENT REPORT		Approved by: Technical Manager
Test Report S/N: 1M2109090102-04-R1.A3L	Test Dates: 9/9/2021 - 11/16/2021	EUT Type: Portable Handset		Page 141 of 214



Plot 7-234. Lower Band Edge Plot (NR Band n66 - 20.0MHz - Full RB)

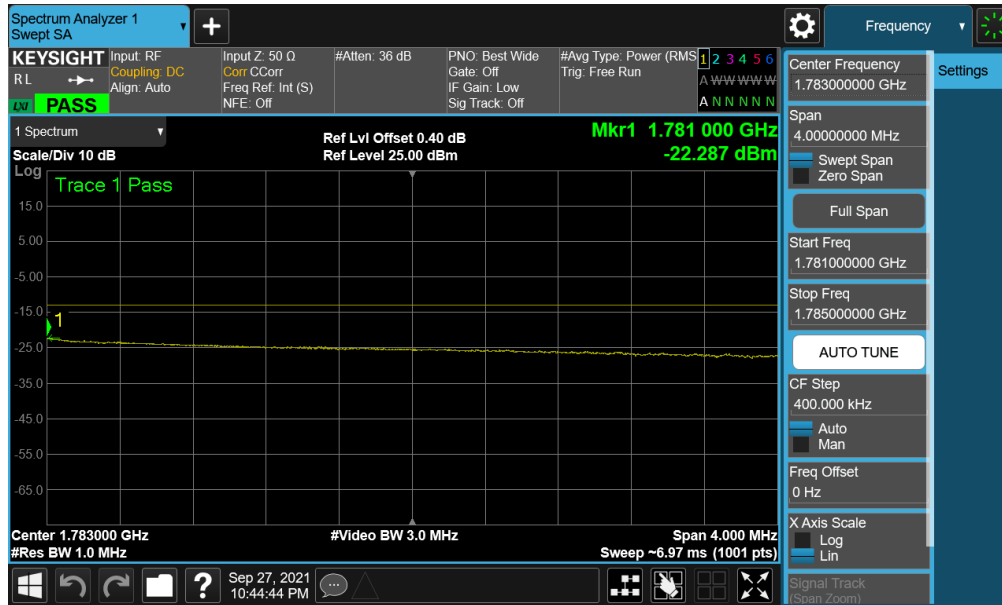


Plot 7-235. Lower Extended Band Edge Plot (NR Band n66 - 20.0MHz - Full RB)

FCC ID: A3LSMS908U	PCTEST Proud to be part of element	PART 27 MEASUREMENT REPORT	SAMSUNG	Approved by: Technical Manager
Test Report S/N: 1M2109090102-04-R1.A3L	Test Dates: 9/9/2021 - 11/16/2021	EUT Type: Portable Handset		Page 142 of 214

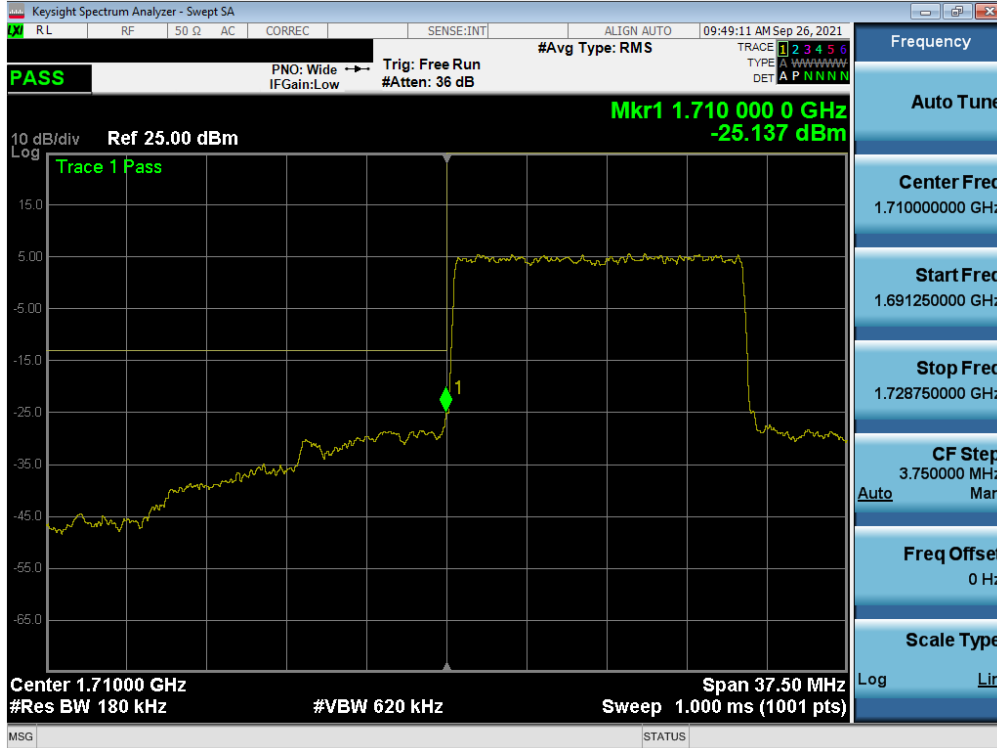


Plot 7-236. Upper Band Edge Plot (NR Band n66 - 20.0MHz - Full RB)

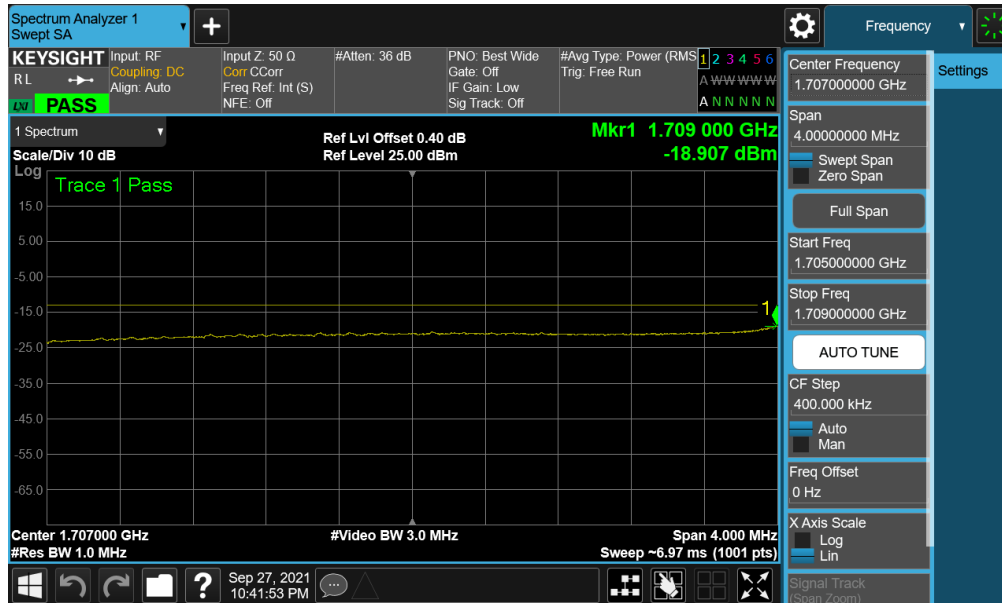


Plot 7-237. Upper Extended Band Edge Plot (NR Band n66 - 20.0MHz - Full RB)

FCC ID: A3LSMS908U	PCTEST Proud to be part of element	PART 27 MEASUREMENT REPORT	SAMSUNG	Approved by: Technical Manager
Test Report S/N: 1M2109090102-04-R1.A3L	Test Dates: 9/9/2021 - 11/16/2021	EUT Type: Portable Handset		Page 143 of 214



Plot 7-238. Lower Band Edge Plot (NR Band n66 - 15.0MHz - Full RB)

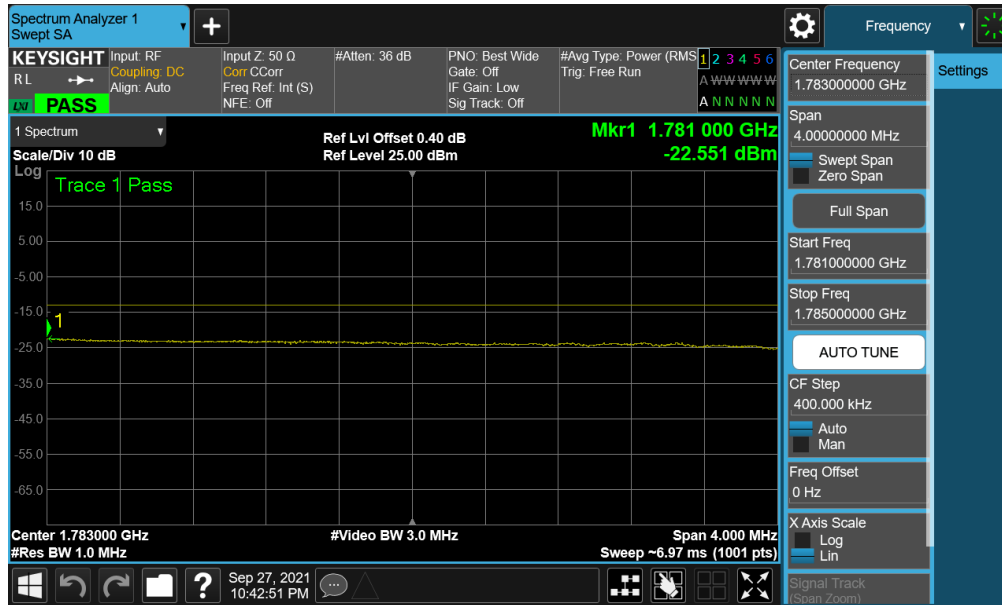


Plot 7-239. Lower Extended Band Edge Plot (NR Band n66 - 15.0MHz - Full RB)

FCC ID: A3LSMS908U	PCTEST Proud to be part of element	PART 27 MEASUREMENT REPORT	SAMSUNG	Approved by: Technical Manager
Test Report S/N: 1M2109090102-04-R1.A3L	Test Dates: 9/9/2021 - 11/16/2021	EUT Type: Portable Handset		Page 144 of 214

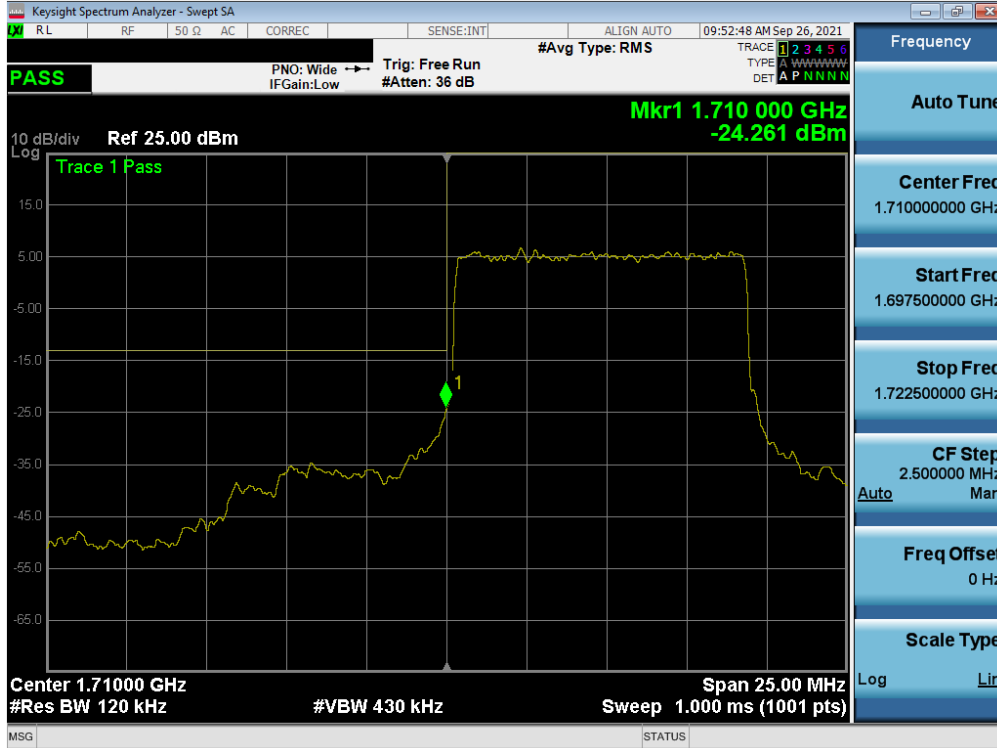


Plot 7-240. Upper Band Edge Plot (NR Band n66 - 15.0MHz - Full RB)

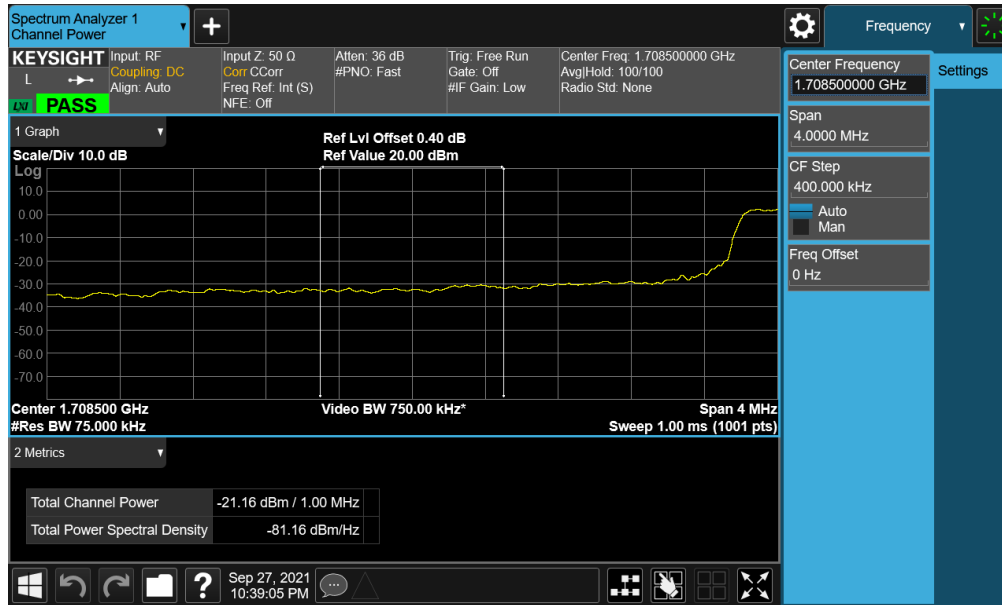


Plot 7-241. Upper Extended Band Edge Plot (NR Band n66 - 15.0MHz - Full RB)

FCC ID: A3LSMS908U	PCTEST Proud to be part of element	PART 27 MEASUREMENT REPORT	SAMSUNG	Approved by: Technical Manager
Test Report S/N: 1M2109090102-04-R1.A3L	Test Dates: 9/9/2021 - 11/16/2021	EUT Type: Portable Handset		Page 145 of 214



Plot 7-242. Lower Band Edge Plot (NR Band n66 - 10.0MHz - Full RB)

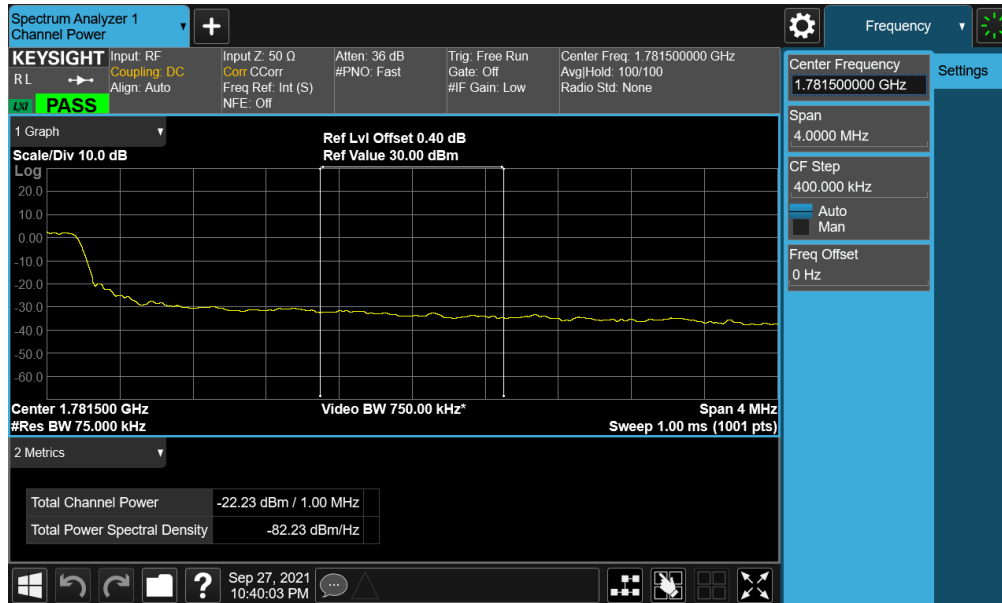


Plot 7-243. Lower Extended Band Edge Plot (NR Band n66 - 10.0MHz - Full RB)

FCC ID: A3LSMS908U	PCTEST Proud to be part of element	PART 27 MEASUREMENT REPORT	SAMSUNG	Approved by: Technical Manager
Test Report S/N: 1M2109090102-04-R1.A3L	Test Dates: 9/9/2021 - 11/16/2021	EUT Type: Portable Handset		Page 146 of 214



Plot 7-244. Upper Band Edge Plot (NR Band n66 - 10.0MHz - Full RB)



Plot 7-245. Upper Extended Band Edge Plot (NR Band n66 - 10.0MHz - Full RB)

FCC ID: A3LSMS908U	PCTEST Proud to be part of element	PART 27 MEASUREMENT REPORT	SAMSUNG	Approved by: Technical Manager
Test Report S/N: 1M2109090102-04-R1.A3L	Test Dates: 9/9/2021 - 11/16/2021	EUT Type: Portable Handset		Page 147 of 214