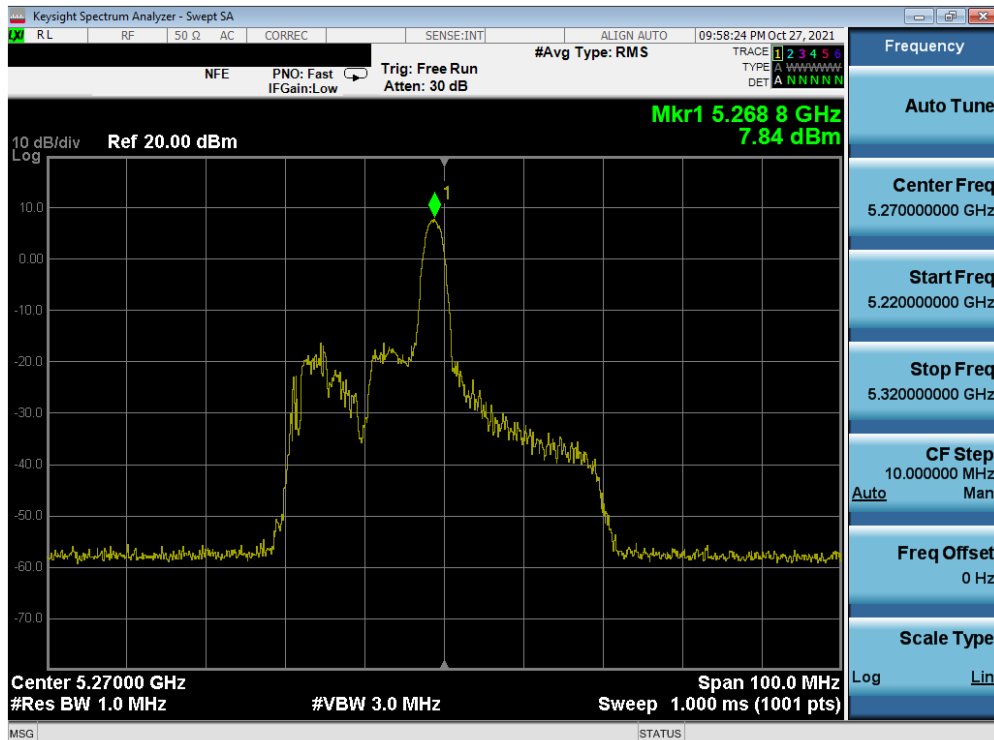
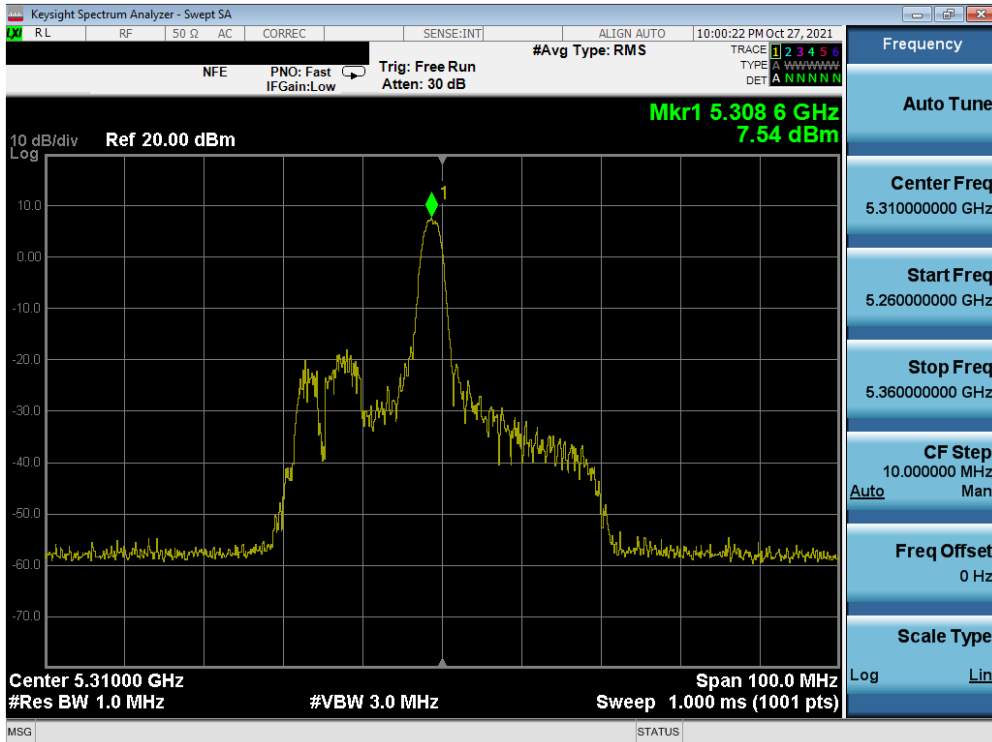


Plot 7-245. Power Spectral Density Plot MIMO ANT2 (20MHz BW 802.11ax – 26 Tones (UNII Band 2A) – Ch. 64)

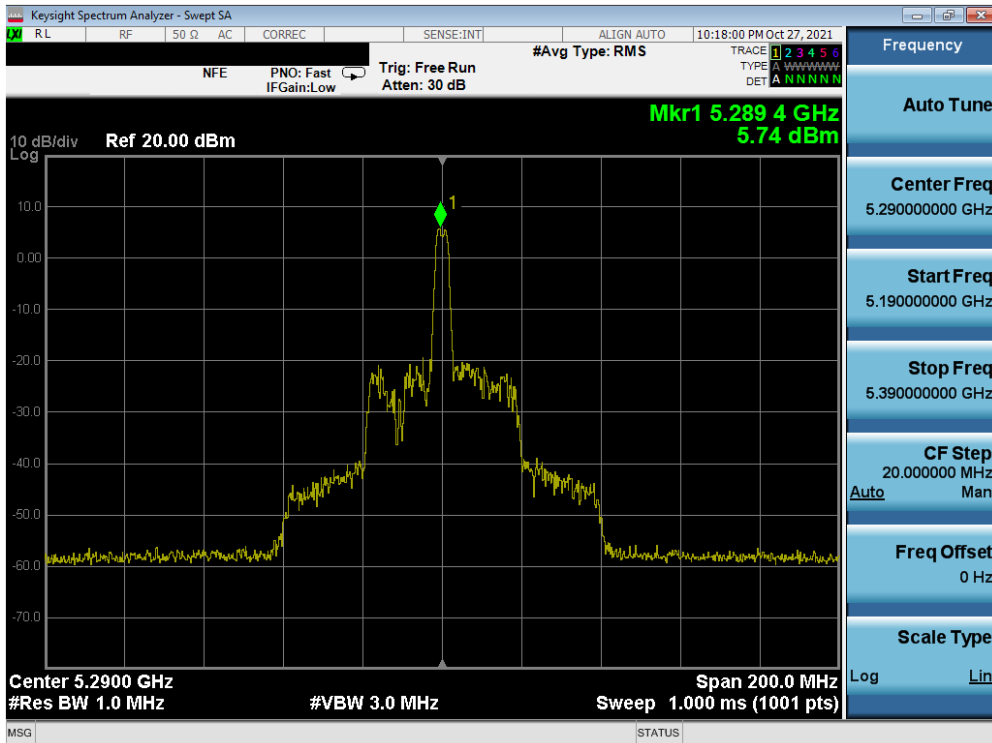


Plot 7-246. Power Spectral Density Plot MIMO ANT2 (40MHz BW 802.11ax – 26 Tones (UNII Band 2A) – Ch. 54)

FCC ID: A3LSMS908U	PCTEST Proud to be part of element	MEASUREMENT REPORT (CERTIFICATION)		Approved by: Technical Manager
Test Report S/N: 1M2109090102-12.A3L	Test Dates: 9/14/2021 - 11/12/2021	EUT Type: Portable Handset		Page 167 of 242

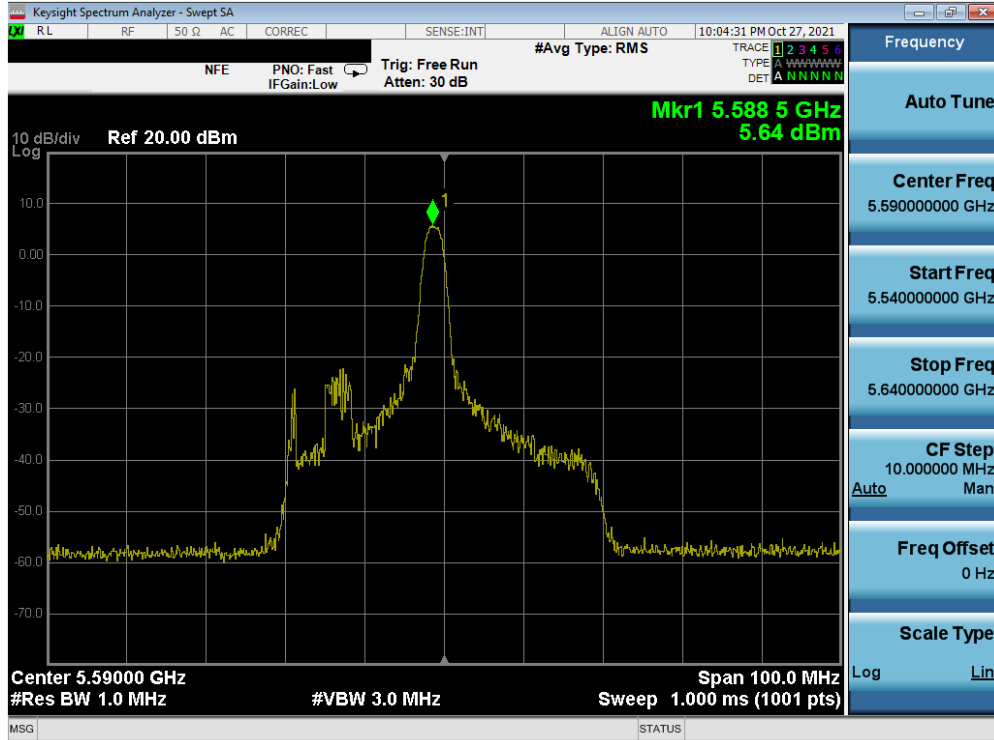


Plot 7-247. Power Spectral Density Plot MIMO ANT2 (40MHz BW 802.11ax – 26 Tones (UNII Band 2A) – Ch. 62)

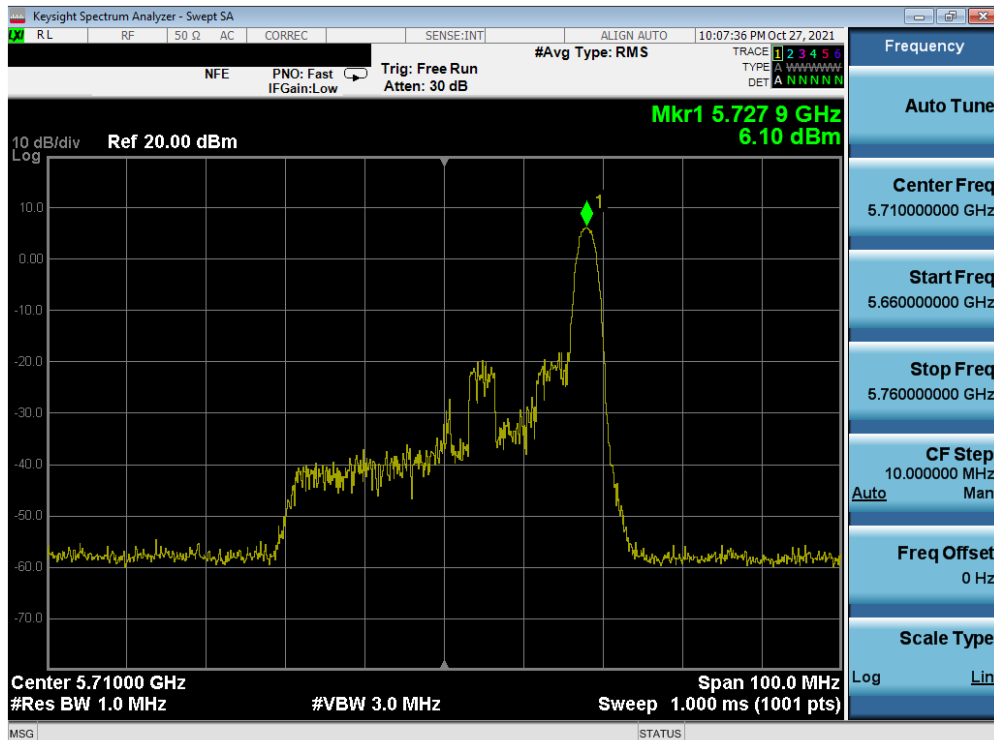


Plot 7-248. Power Spectral Density Plot MIMO ANT2 (80MHz BW 802.11ax – 26 Tones (UNII Band 2A) – Ch. 58)

FCC ID: A3LSMS908U	PCTEST Proud to be part of element	MEASUREMENT REPORT (CERTIFICATION)	SAMSUNG	Approved by: Technical Manager
Test Report S/N: 1M2109090102-12.A3L	Test Dates: 9/14/2021 - 11/12/2021	EUT Type: Portable Handset		Page 168 of 242

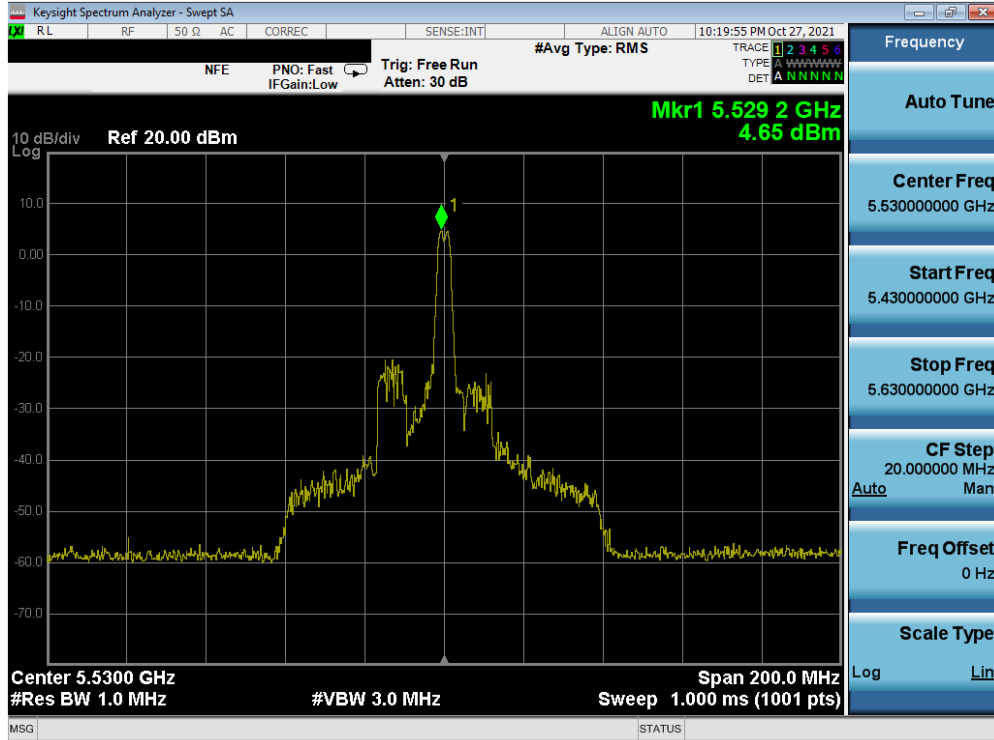


Plot 7-253. Power Spectral Density Plot MIMO ANT2 (40MHz BW 802.11ax – 26 Tones (UNII Band 2C) – Ch. 118)

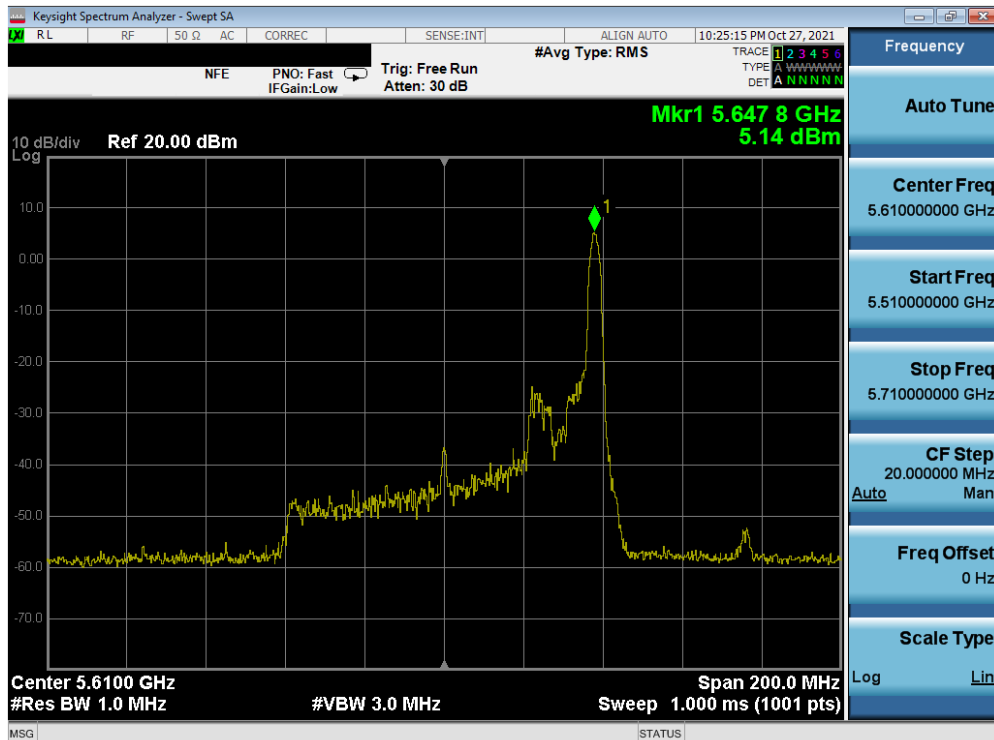


Plot 7-254. Power Spectral Density Plot MIMO ANT2 (40MHz BW 802.11ax – 26 Tones (UNII Band 2C) – Ch. 142)

FCC ID: A3LSMS908U	PCTEST Proud to be part of element	MEASUREMENT REPORT (CERTIFICATION)	SAMSUNG	Approved by: Technical Manager
Test Report S/N: 1M2109090102-12.A3L	Test Dates: 9/14/2021 - 11/12/2021	EUT Type: Portable Handset		Page 171 of 242

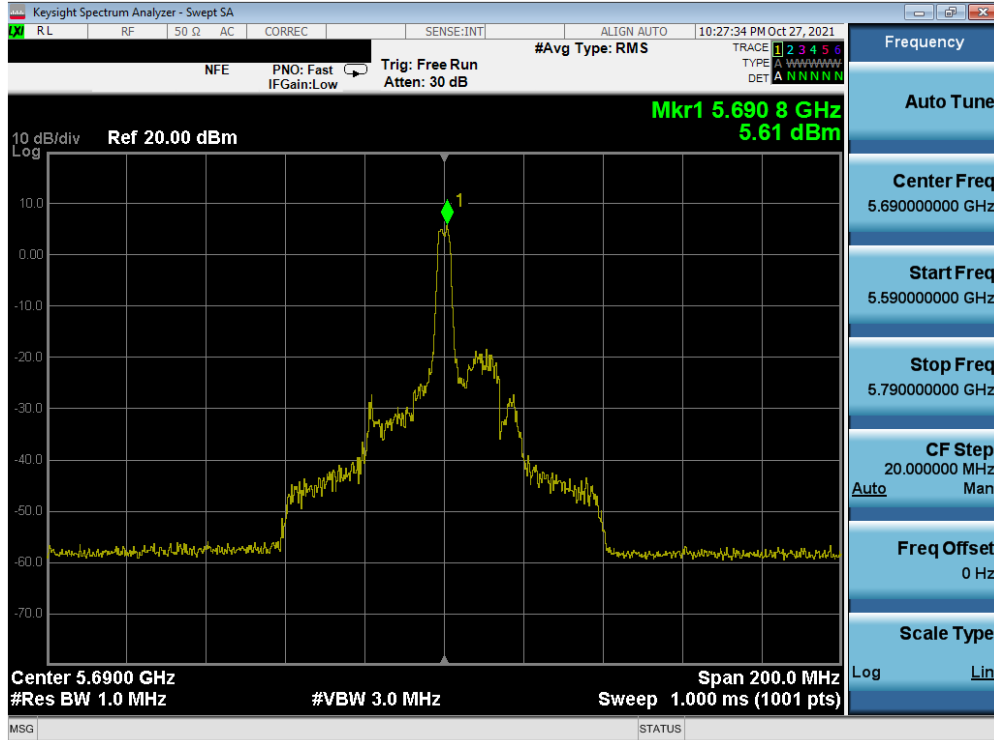


Plot 7-255. Power Spectral Density Plot MIMO ANT2 (80MHz BW 802.11ax – 26 Tones (UNII Band 2C) – Ch. 106)

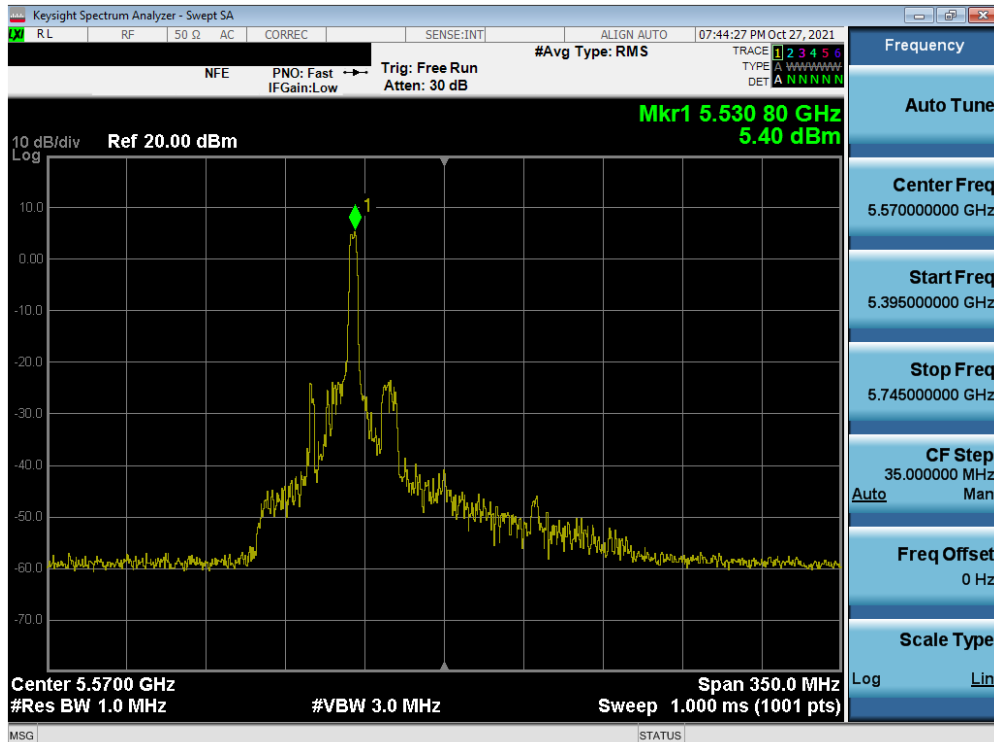


Plot 7-256. Power Spectral Density Plot MIMO ANT2 (80MHz BW 802.11ax – 26 Tones (UNII Band 2C) – Ch. 122)

FCC ID: A3LSMS908U	PCTEST Proud to be part of element	MEASUREMENT REPORT (CERTIFICATION)	SAMSUNG	Approved by: Technical Manager
Test Report S/N: 1M2109090102-12.A3L	Test Dates: 9/14/2021 - 11/12/2021	EUT Type: Portable Handset		Page 172 of 242

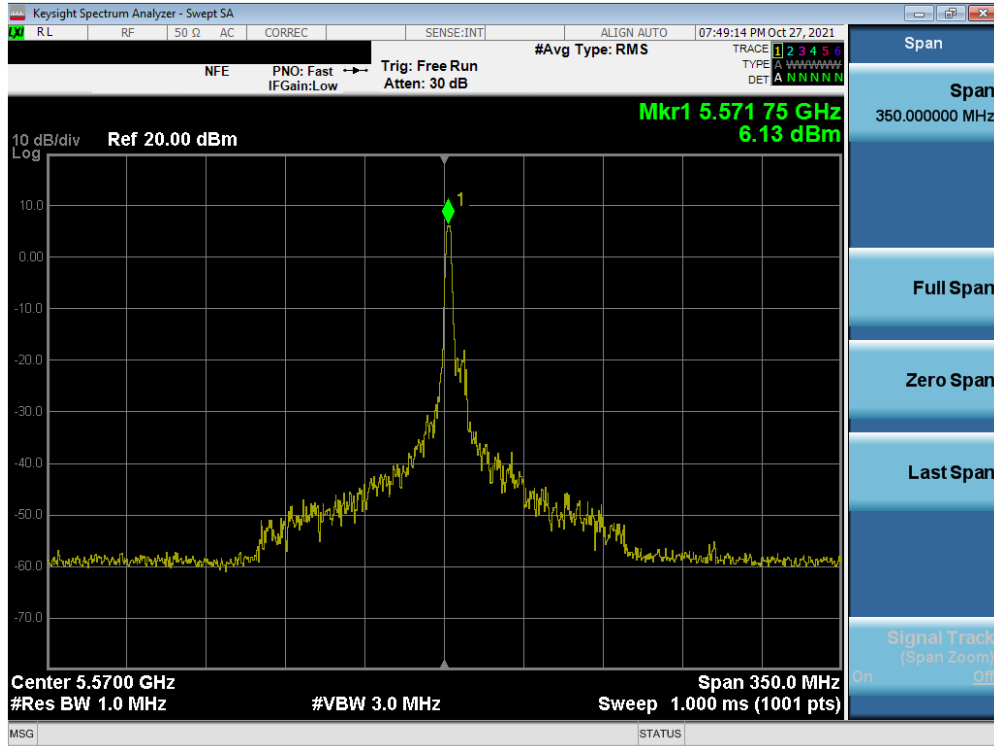


Plot 7-257. Power Spectral Density Plot MIMO ANT2 (80MHz BW 802.11ax – 26 Tones (UNII Band 2C) – Ch. 138)

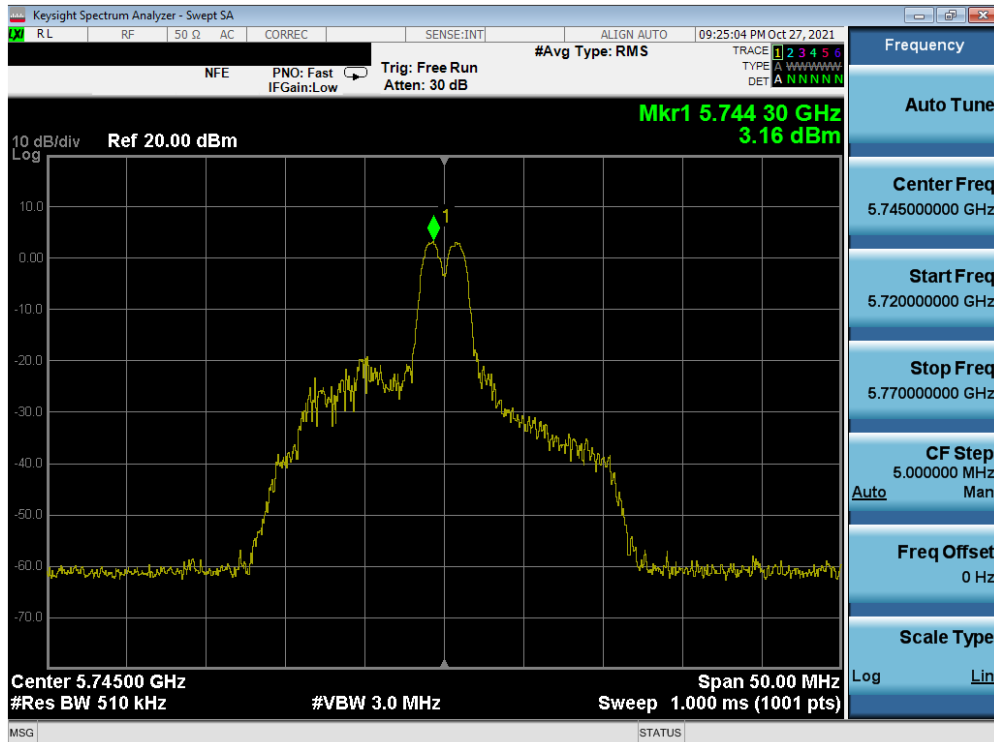


Plot 7-258. Power Spectral Density Plot MIMO ANT2 (160MHz BW L 802.11ax – 26 Tones (UNII Band 2C) – Ch. 114)

FCC ID: A3LSMS908U	PCTEST Proud to be part of element	MEASUREMENT REPORT (CERTIFICATION)	SAMSUNG	Approved by: Technical Manager
Test Report S/N: 1M2109090102-12.A3L	Test Dates: 9/14/2021 - 11/12/2021	EUT Type: Portable Handset		Page 173 of 242

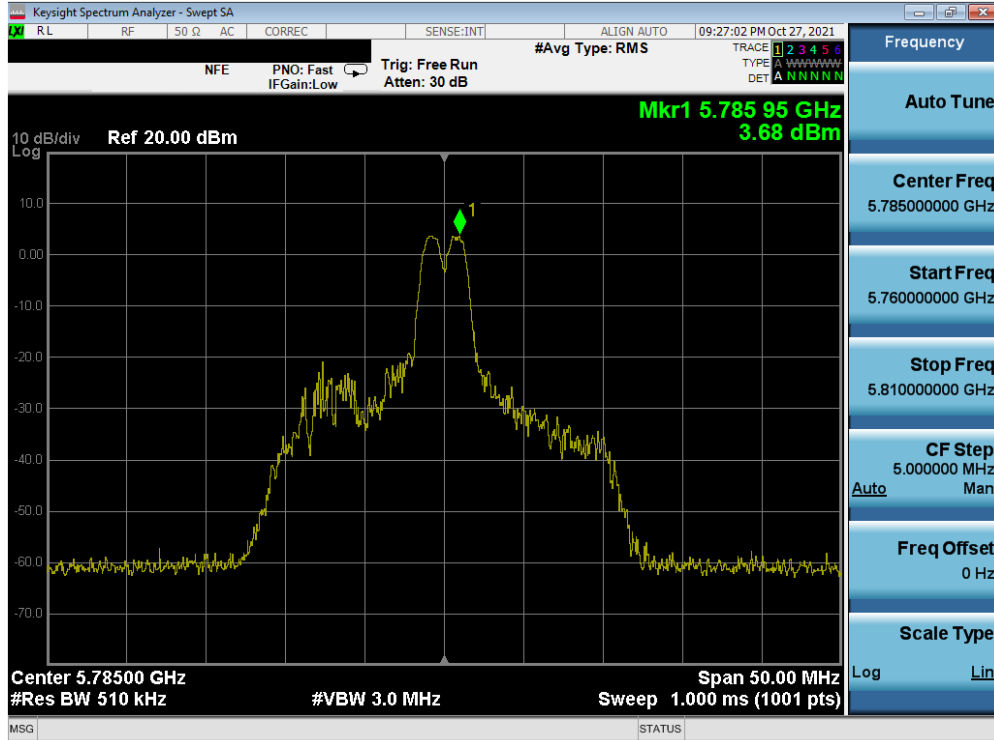


Plot 7-259. Power Spectral Density Plot MIMO ANT2 (160MHz BW U 802.11ax – 26 Tones (UNII Band 2C) – Ch. 114)

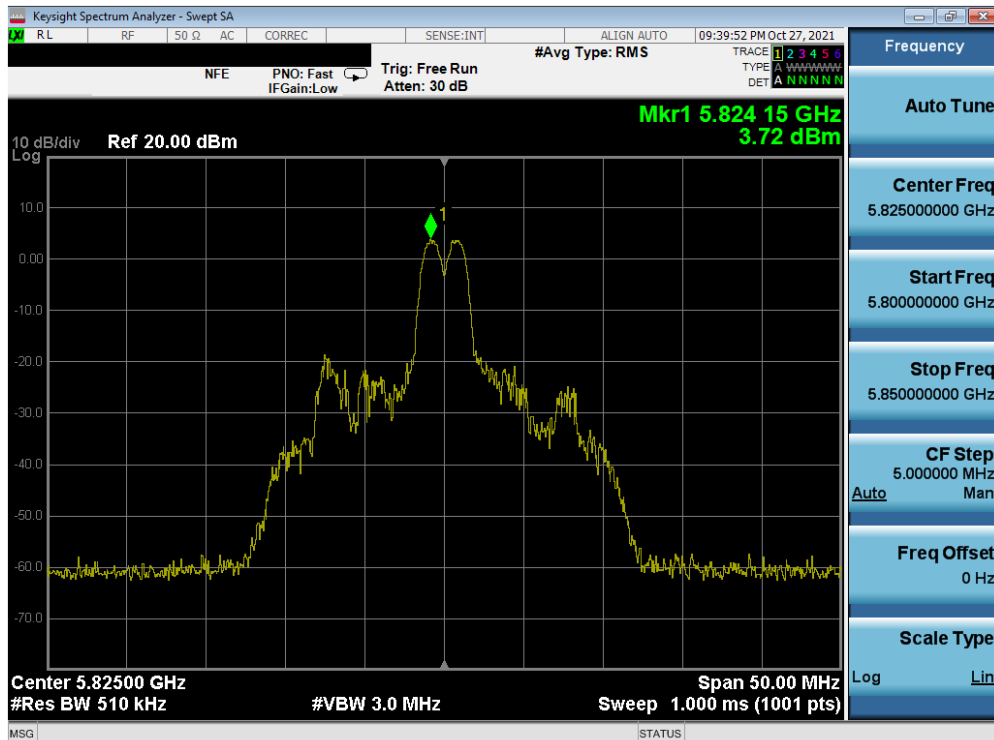


Plot 7-260. Power Spectral Density Plot MIMO ANT2 (20MHz BW 802.11ax – 26 Tones (UNII Band 3) – Ch. 149)

FCC ID: A3LSMS908U	PCTEST Proud to be part of element	MEASUREMENT REPORT (CERTIFICATION)	SAMSUNG	Approved by: Technical Manager
Test Report S/N: 1M2109090102-12.A3L	Test Dates: 9/14/2021 - 11/12/2021	EUT Type: Portable Handset		Page 174 of 242

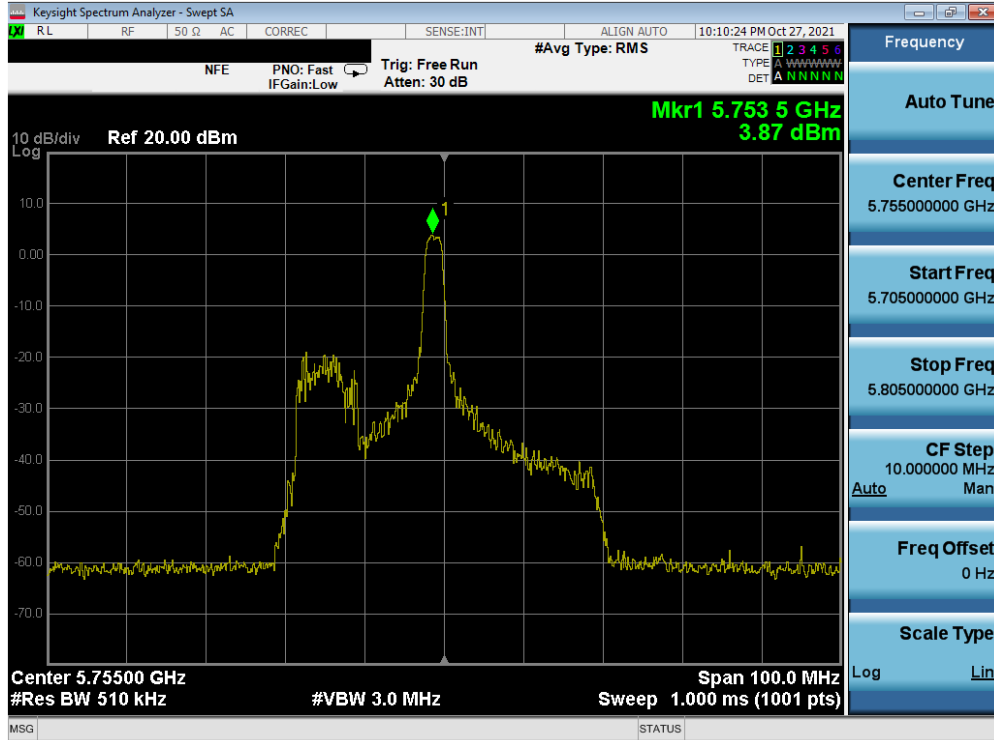


Plot 7-261. Power Spectral Density Plot MIMO ANT2 (20MHz BW 802.11ax – 26 Tones (UNII Band 3) – Ch. 157)

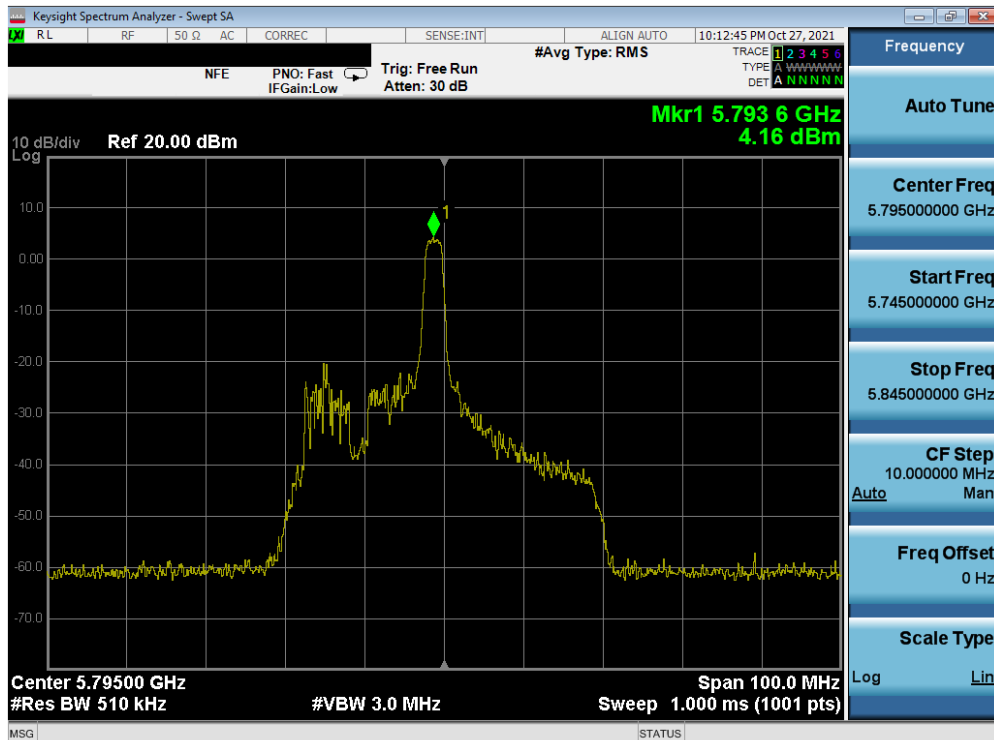


Plot 7-262. Power Spectral Density Plot MIMO ANT2 (20MHz BW 802.11ax – 26 Tones (UNII Band 3) – Ch. 165)

FCC ID: A3LSMS908U	PCTEST Proud to be part of element	MEASUREMENT REPORT (CERTIFICATION)	SAMSUNG	Approved by: Technical Manager
Test Report S/N: 1M2109090102-12.A3L	Test Dates: 9/14/2021 - 11/12/2021	EUT Type: Portable Handset		Page 175 of 242

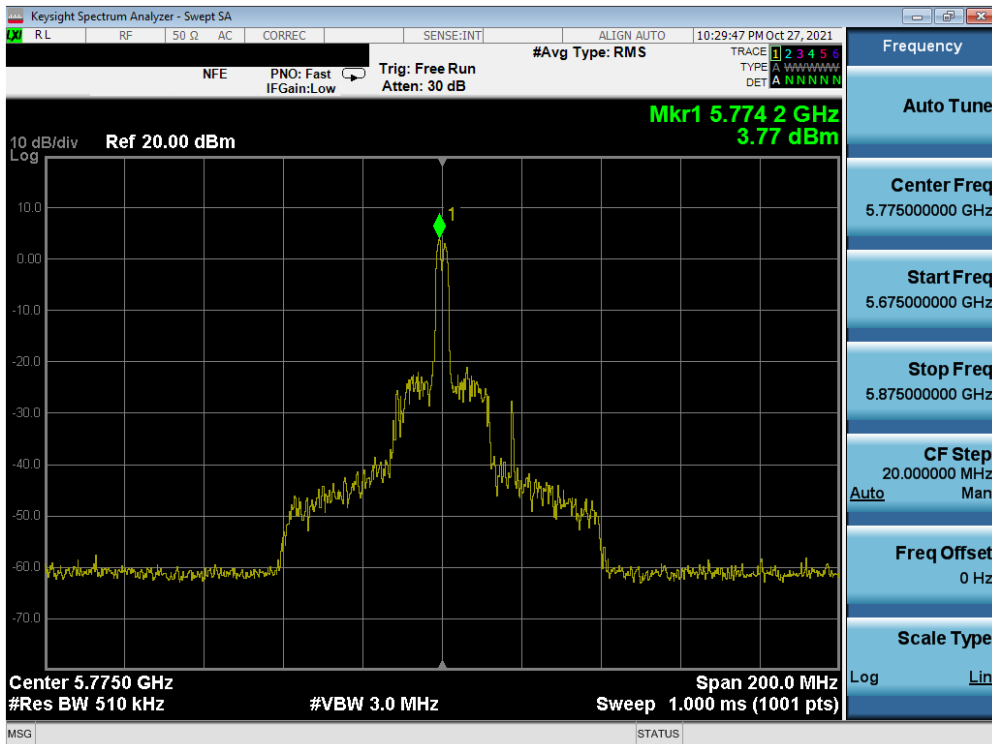


Plot 7-263. Power Spectral Density Plot MIMO ANT2 (40MHz BW 802.11ax – 26 Tones (UNII Band 3) – Ch. 151)

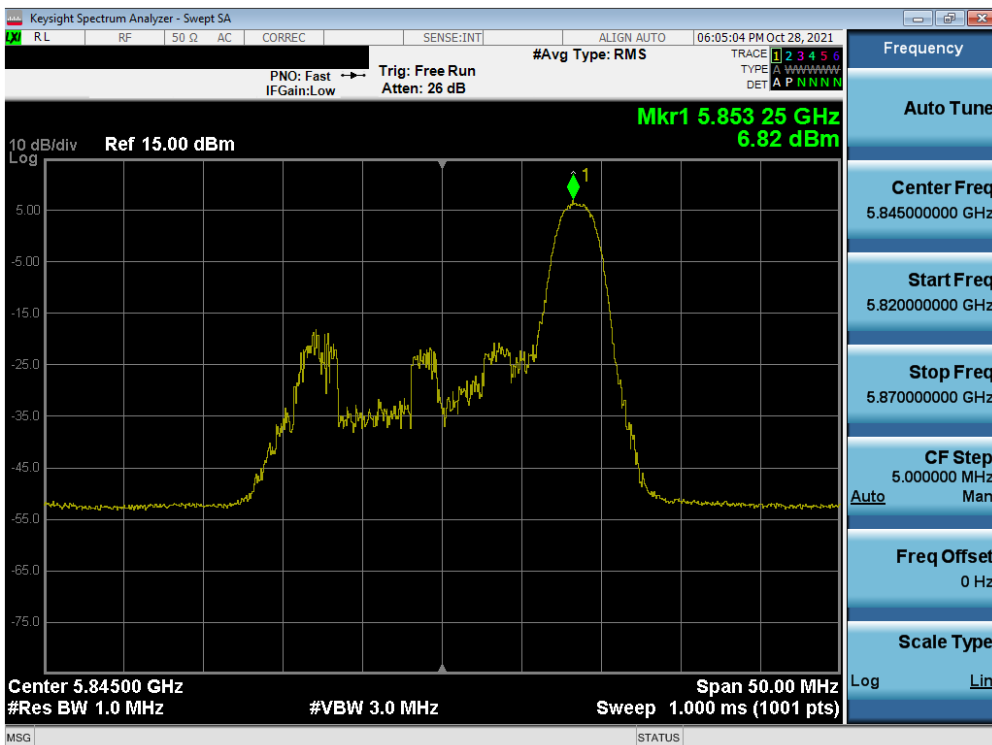


Plot 7-264. Power Spectral Density Plot MIMO ANT2 (40MHz BW 802.11ax – 26 Tones (UNII Band 3) – Ch. 159)

FCC ID: A3LSMS908U	PCTEST Proud to be part of element	MEASUREMENT REPORT (CERTIFICATION)		Approved by: Technical Manager
Test Report S/N: 1M2109090102-12.A3L	Test Dates: 9/14/2021 - 11/12/2021	EUT Type: Portable Handset		Page 176 of 242

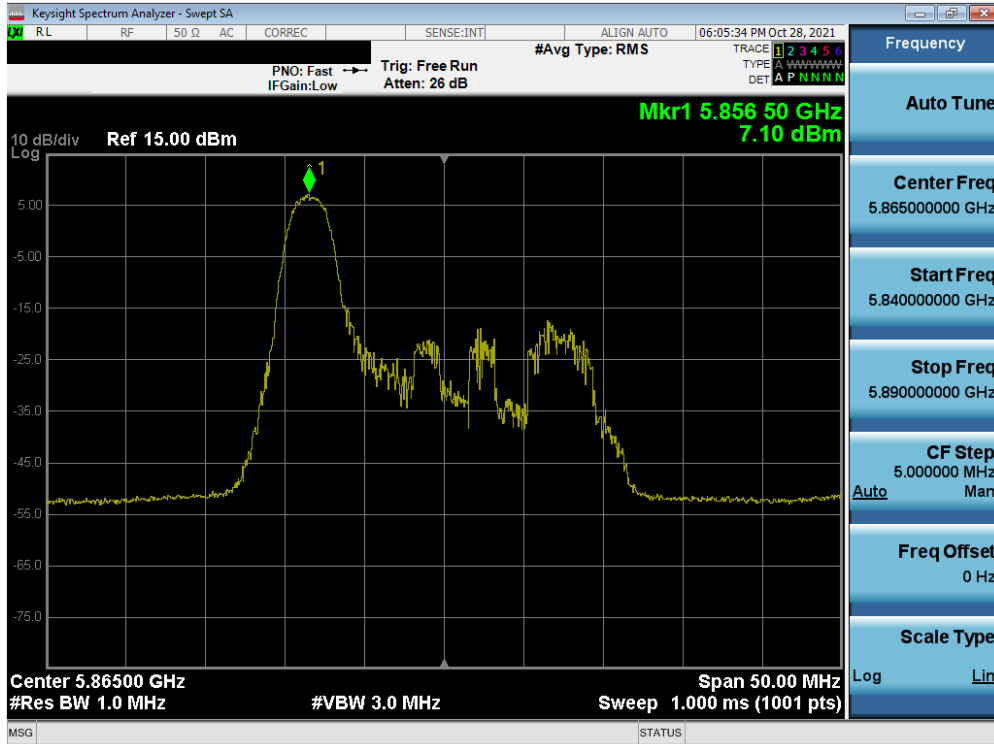


Plot 7-265. Power Spectral Density Plot MIMO ANT2 (80MHz BW 802.11ax – 26 Tones (UNII Band 3) – Ch. 155)

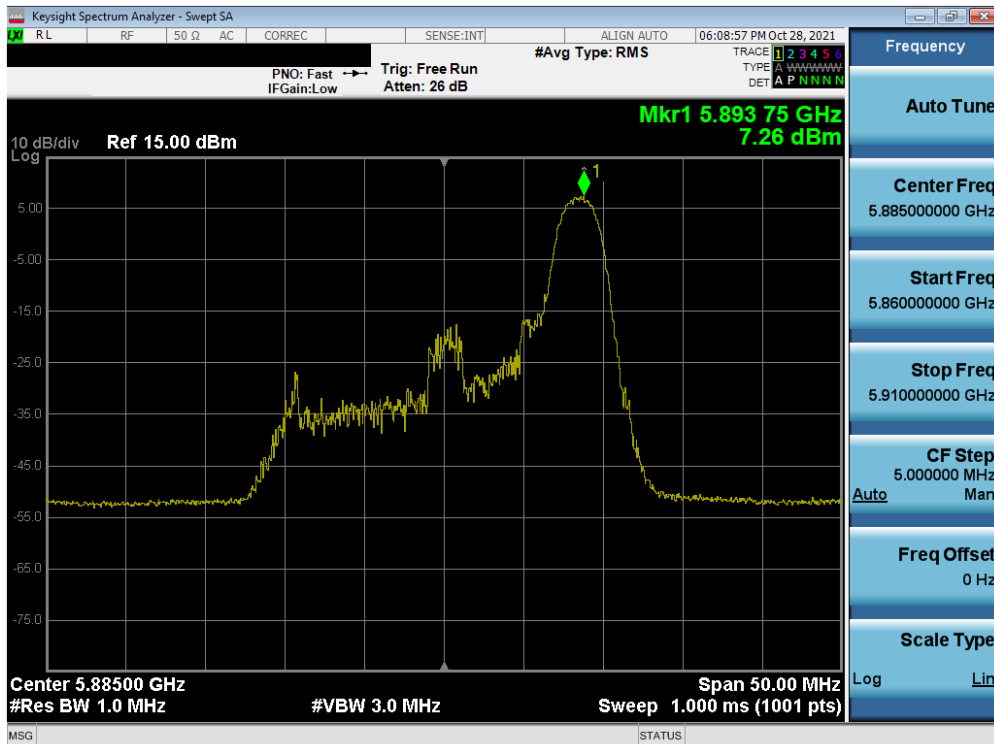


Plot 7-266. Power Spectral Density Plot MIMO ANT2 (20MHz BW 802.11ax – 26 Tones (UNII Band 3/4) – Ch. 169)

FCC ID: A3LSMS908U	Proud to be part of element	MEASUREMENT REPORT (CERTIFICATION)		Approved by: Technical Manager
Test Report S/N: 1M2109090102-12.A3L	Test Dates: 9/14/2021 - 11/12/2021	EUT Type: Portable Handset		Page 177 of 242

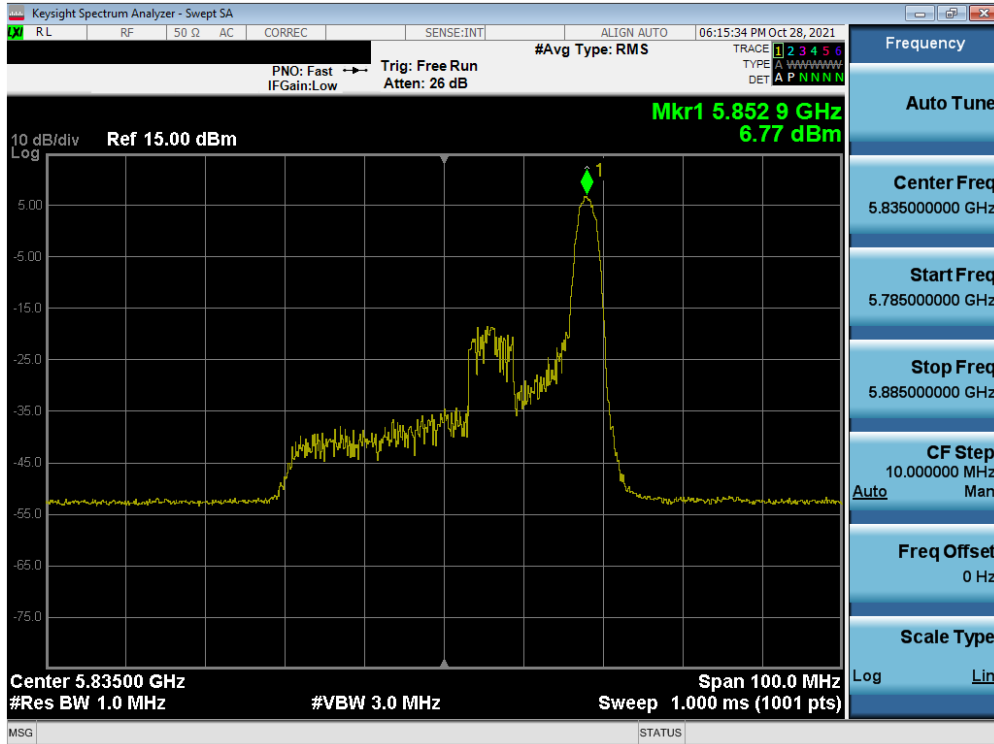


Plot 7-267. Power Spectral Density Plot MIMO ANT2 (20MHz BW 802.11ax – 26 Tones (UNII Band 4) – Ch. 173)

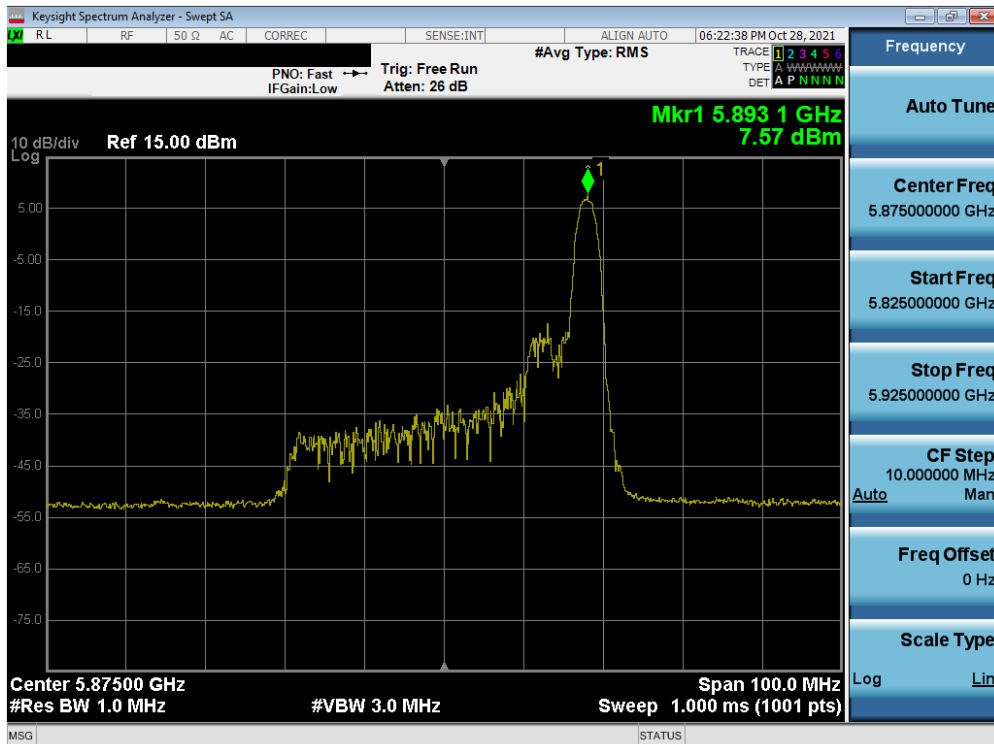


Plot 7-268. Power Spectral Density Plot MIMO ANT2 (20MHz BW 802.11ax – 26 Tones (UNII Band 4) – Ch. 177)

FCC ID: A3LSMS908U	PCTEST Proud to be part of element	MEASUREMENT REPORT (CERTIFICATION)	SAMSUNG	Approved by: Technical Manager
Test Report S/N: 1M2109090102-12.A3L	Test Dates: 9/14/2021 - 11/12/2021	EUT Type: Portable Handset		Page 178 of 242

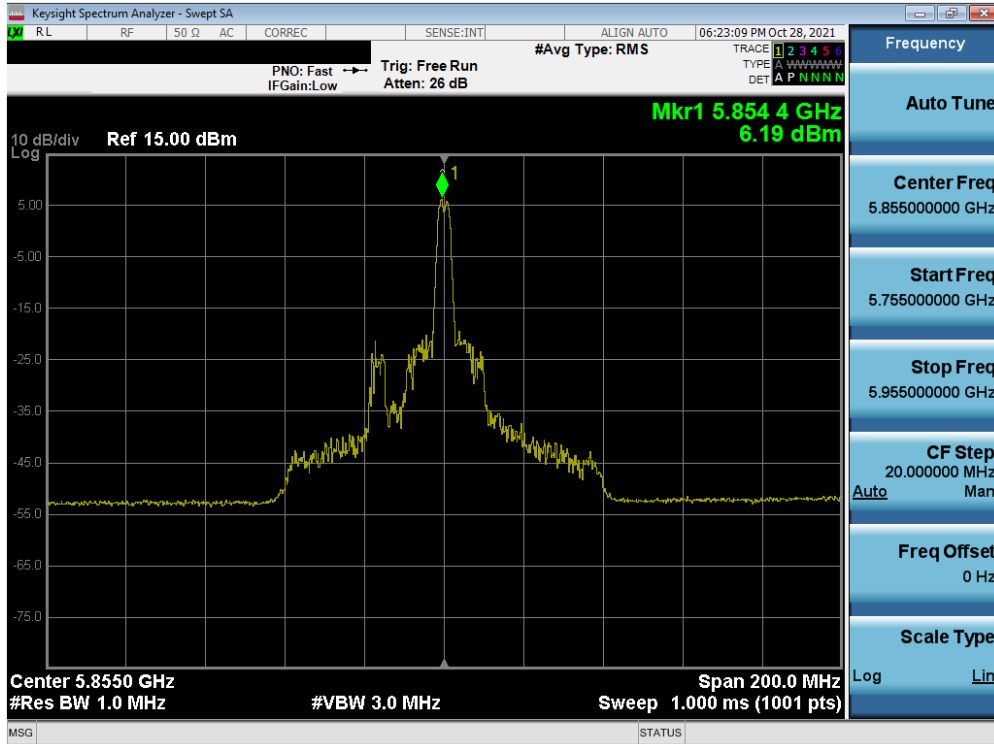


Plot 7-269. Power Spectral Density Plot MIMO ANT2 (40MHz BW 802.11ax – 26 Tones (UNII Band 3/4) – Ch. 167)

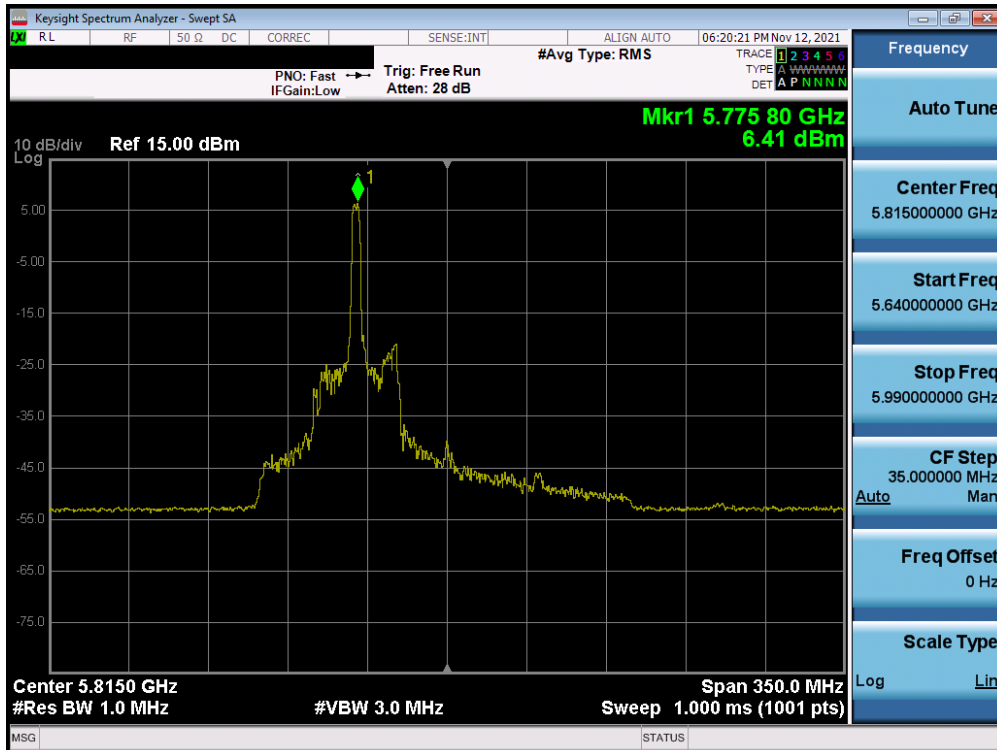


Plot 7-270. Power Spectral Density Plot MIMO ANT2 (40MHz BW 802.11ax – 26 Tones (UNII Band 4) – Ch. 175)

FCC ID: A3LSMS908U	PCTEST Proud to be part of element	MEASUREMENT REPORT (CERTIFICATION)	SAMSUNG	Approved by: Technical Manager
Test Report S/N: 1M2109090102-12.A3L	Test Dates: 9/14/2021 - 11/12/2021	EUT Type: Portable Handset		Page 179 of 242



Plot 7-271. Power Spectral Density Plot MIMO ANT2 (80MHz BW 802.11ax – 26 Tones (UNII Band 3/4) – Ch. 171)



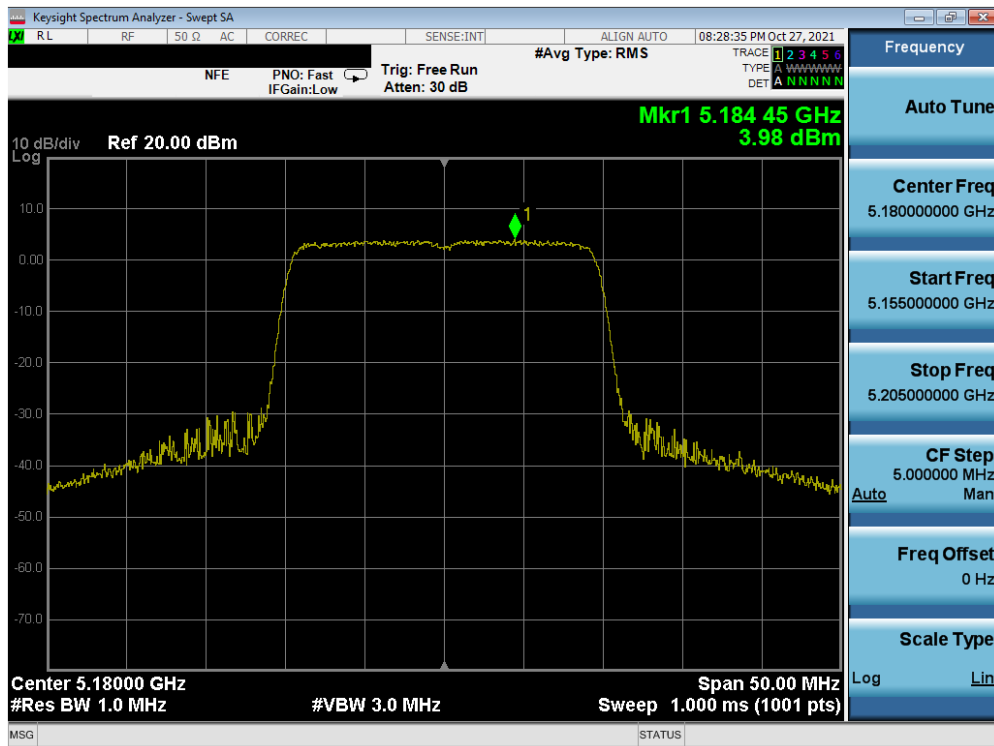
Plot 7-272. Power Spectral Density Plot MIMO ANT2 (160MHz BW L 802.11ax – 26 Tones (UNII Band 3/4) – Ch. 163)

FCC ID: A3LSMS908U	PCTEST Proud to be part of element	MEASUREMENT REPORT (CERTIFICATION)	SAMSUNG	Approved by: Technical Manager
Test Report S/N: 1M2109090102-12.A3L	Test Dates: 9/14/2021 - 11/12/2021	EUT Type: Portable Handset		Page 180 of 242

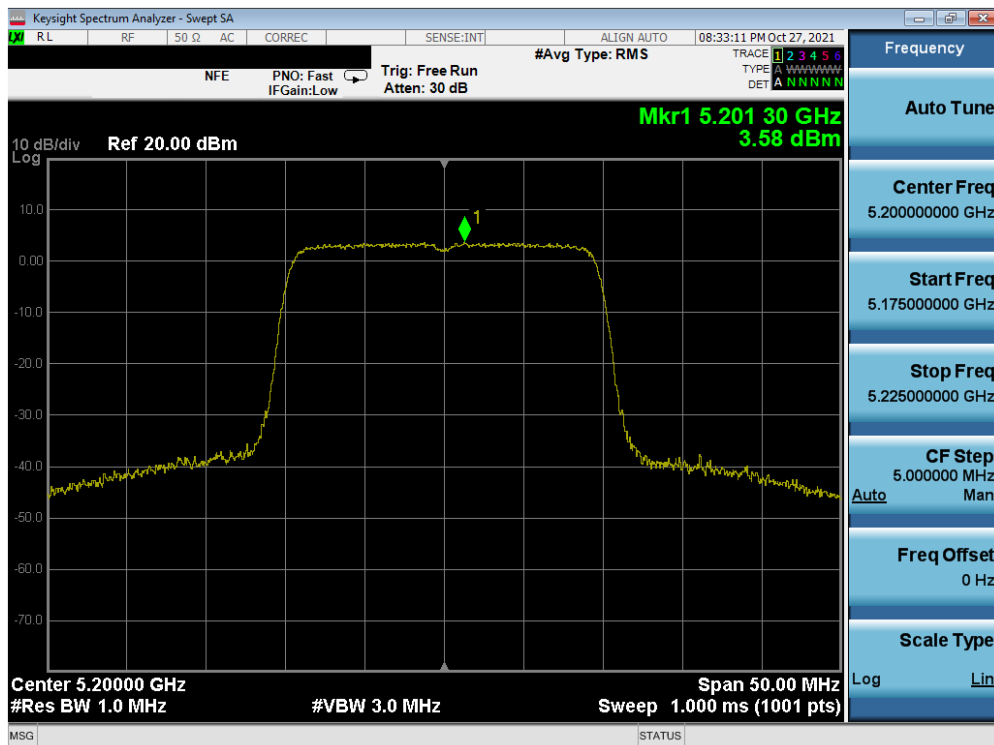


Plot 7-273. Power Spectral Density Plot MIMO ANT2 (160MHz BW U 802.11ax – 26 Tones (UNII Band 3/4) – Ch. 163)

FCC ID: A3LSMS908U		MEASUREMENT REPORT (CERTIFICATION)		Approved by: Technical Manager
Test Report S/N: 1M2109090102-12.A3L	Test Dates: 9/14/2021 - 11/12/2021	EUT Type: Portable Handset		Page 181 of 242

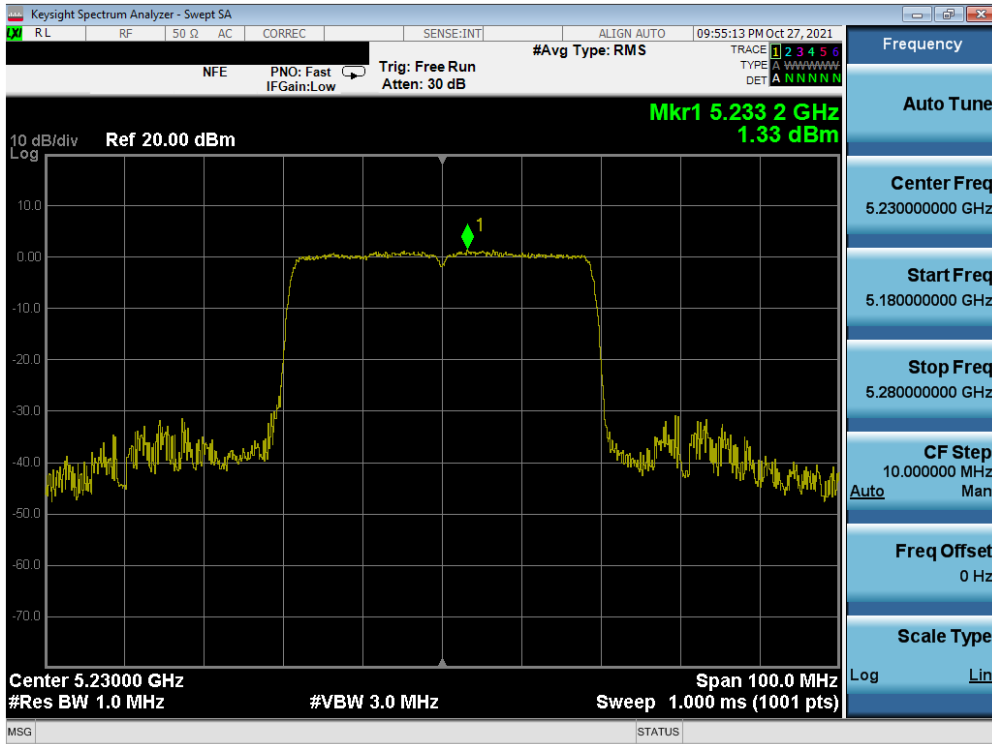


Plot 7-274. Power Spectral Density Plot MIMO ANT2 (20MHz BW 802.11ax – Full Tones (UNII Band 1) – Ch. 36)

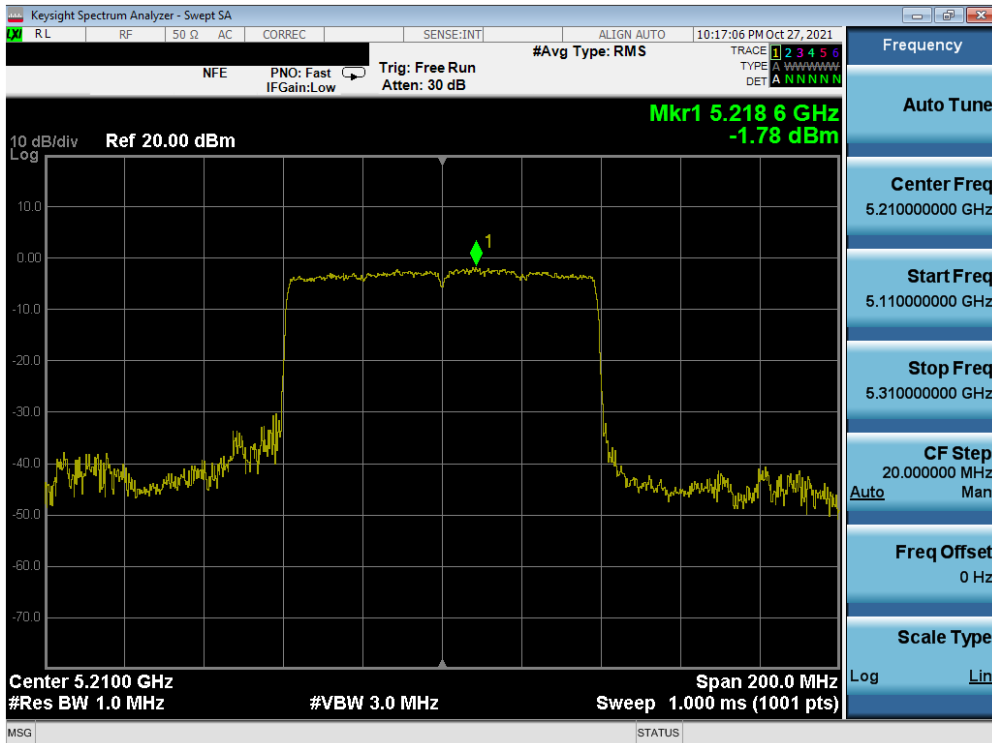


Plot 7-275. Power Spectral Density Plot MIMO ANT2 (20MHz BW 802.11ax – Full Tones (UNII Band 1) – Ch. 40)

FCC ID: A3LSMS908U	PCTEST Proud to be part of element	MEASUREMENT REPORT (CERTIFICATION)		Approved by: Technical Manager
Test Report S/N: 1M2109090102-12.A3L	Test Dates: 9/14/2021 - 11/12/2021	EUT Type: Portable Handset		Page 182 of 242

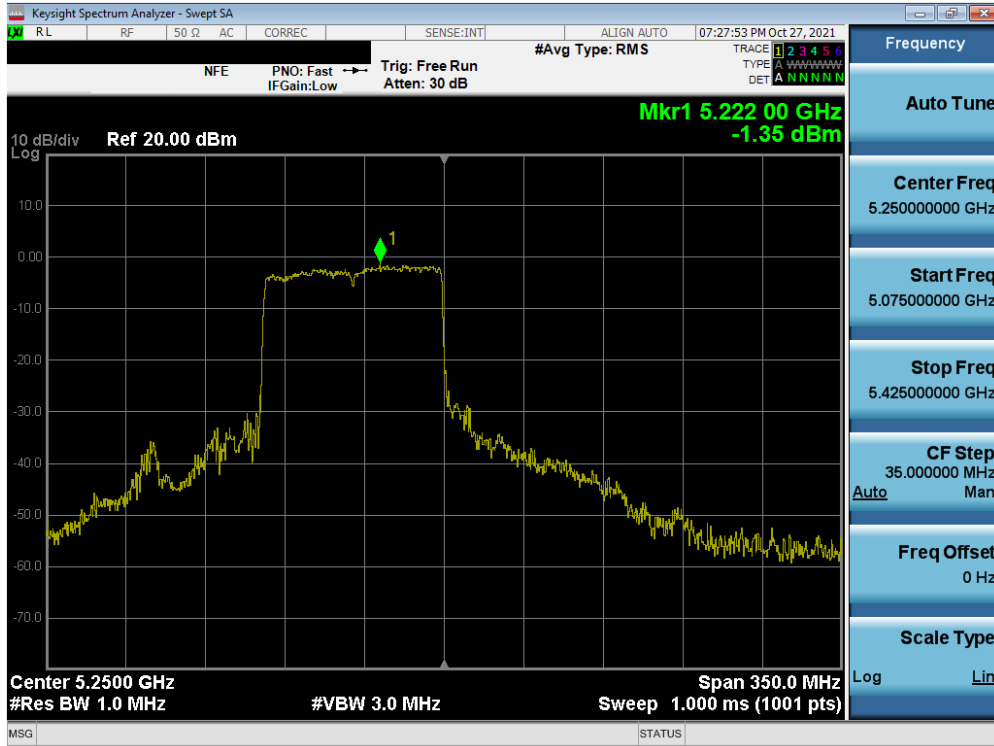


Plot 7-278. Power Spectral Density Plot MIMO ANT2 (40MHz BW 802.11ax – Full Tones (UNII Band 1) – Ch. 46)

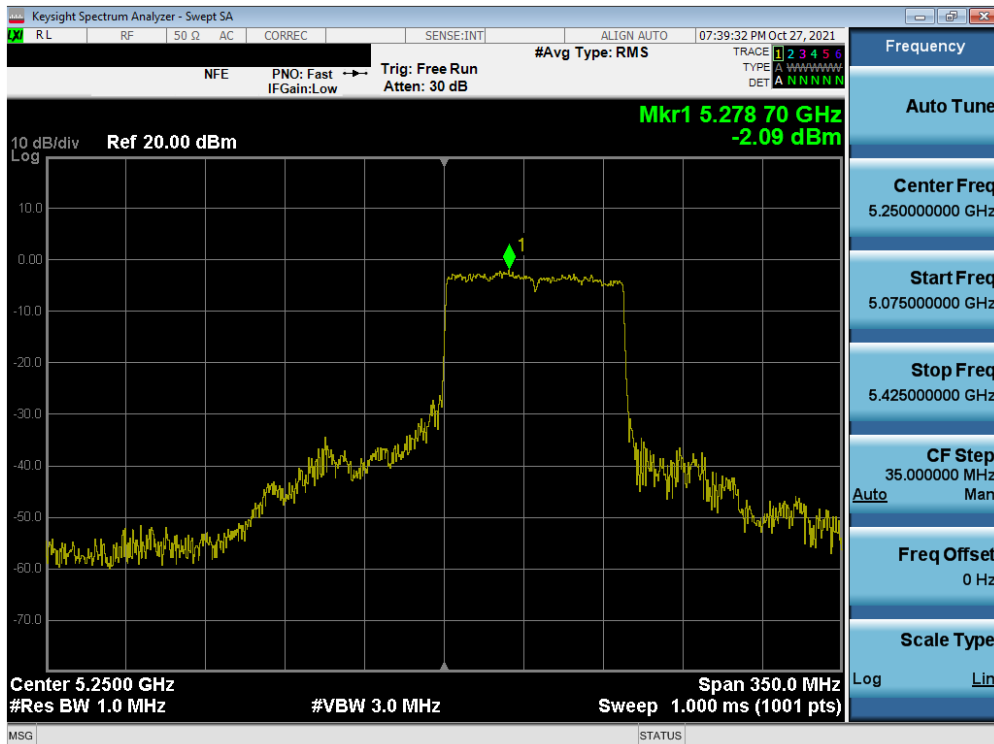


Plot 7-279. Power Spectral Density Plot MIMO ANT2 (80MHz BW 802.11ax – Full Tones (UNII Band 1) – Ch. 42)

FCC ID: A3LSMS908U	PCTEST Proud to be part of element	MEASUREMENT REPORT (CERTIFICATION)	SAMSUNG	Approved by: Technical Manager
Test Report S/N: 1M2109090102-12.A3L	Test Dates: 9/14/2021 - 11/12/2021	EUT Type: Portable Handset		Page 184 of 242

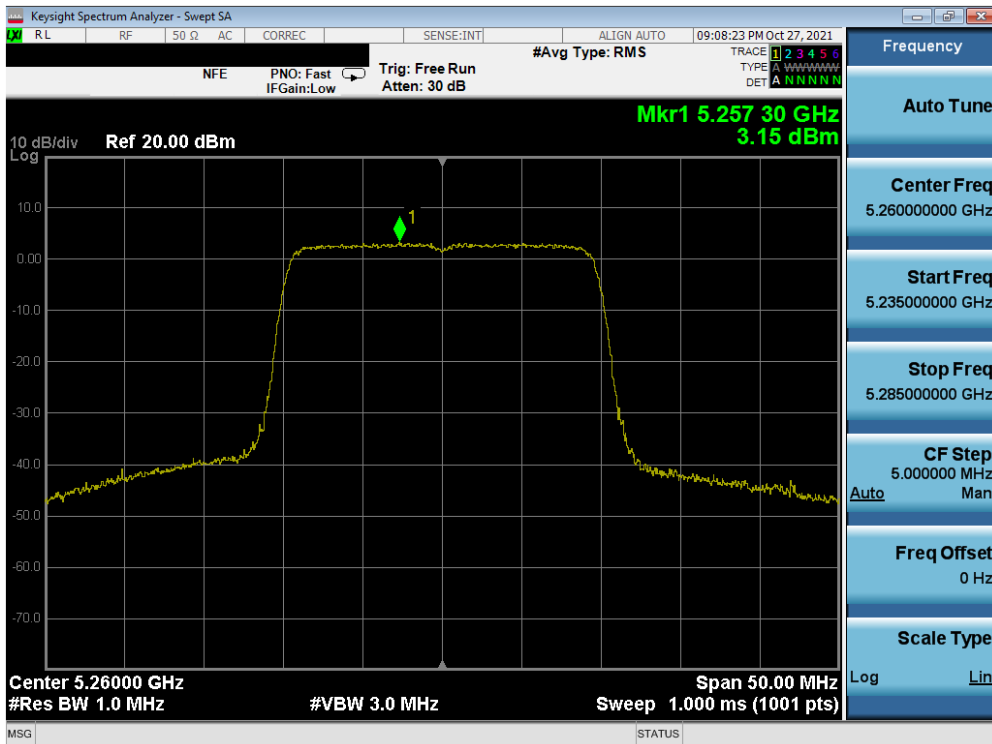


Plot 7-280. Power Spectral Density Plot MIMO ANT2 (160MHz BW L 802.11ax – Full Tones (UNII Band 1/2A) – Ch. 50)

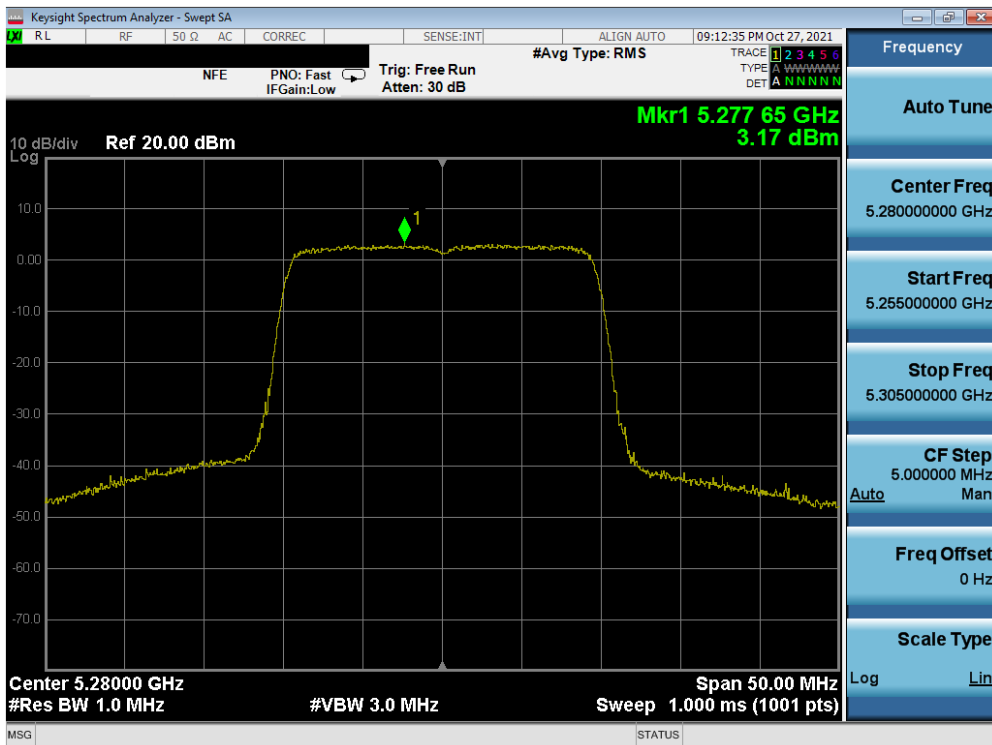


Plot 7-281. Power Spectral Density Plot MIMO ANT2 (160MHz BW U 802.11ax – Full Tones (UNII Band 1/2A) – Ch. 50)

FCC ID: A3LSMS908U		MEASUREMENT REPORT (CERTIFICATION)		Approved by: Technical Manager
Test Report S/N: 1M2109090102-12.A3L	Test Dates: 9/14/2021 - 11/12/2021	EUT Type: Portable Handset		Page 185 of 242

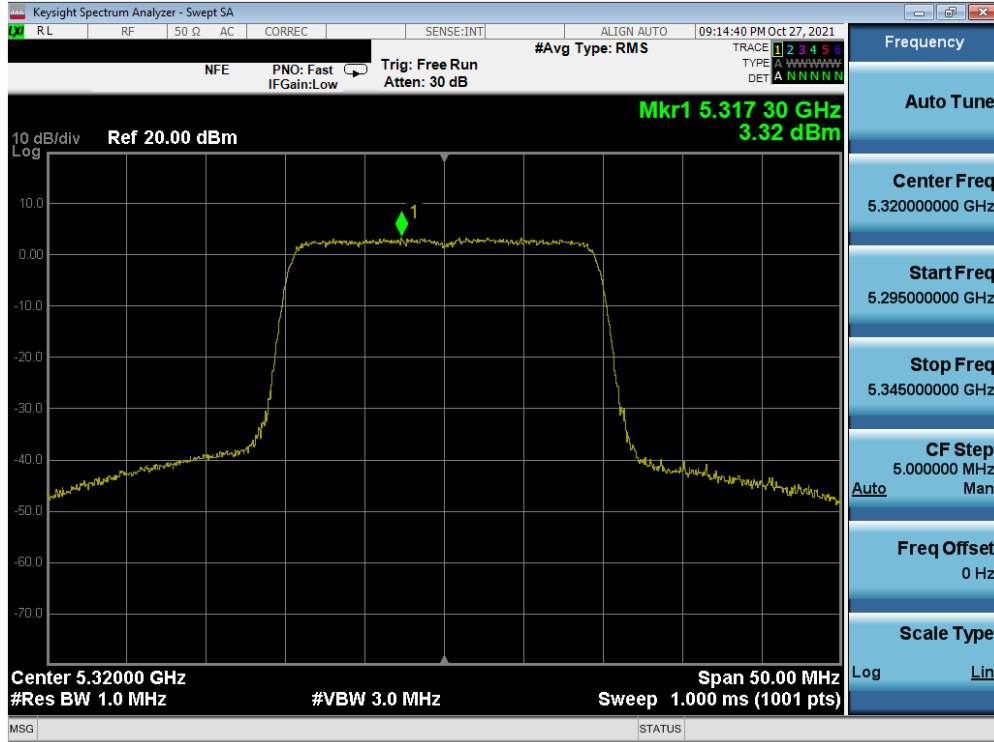


Plot 7-282. Power Spectral Density Plot MIMO ANT2 (20MHz BW 802.11ax – Full Tones (UNII Band 2A) – Ch. 52)

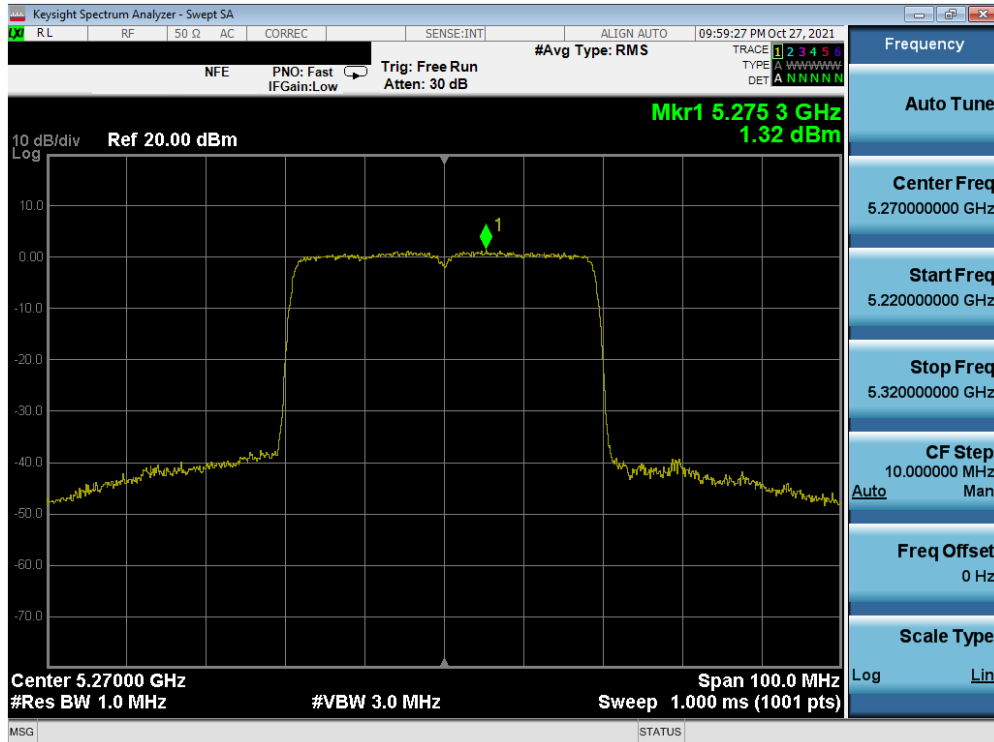


Plot 7-283. Power Spectral Density Plot MIMO ANT2 (20MHz BW 802.11ax – Full Tones (UNII Band 2A) – Ch. 56)

FCC ID: A3LSMS908U	PCTEST Proud to be part of element	MEASUREMENT REPORT (CERTIFICATION)	SAMSUNG	Approved by: Technical Manager
Test Report S/N: 1M2109090102-12.A3L	Test Dates: 9/14/2021 - 11/12/2021	EUT Type: Portable Handset		Page 186 of 242

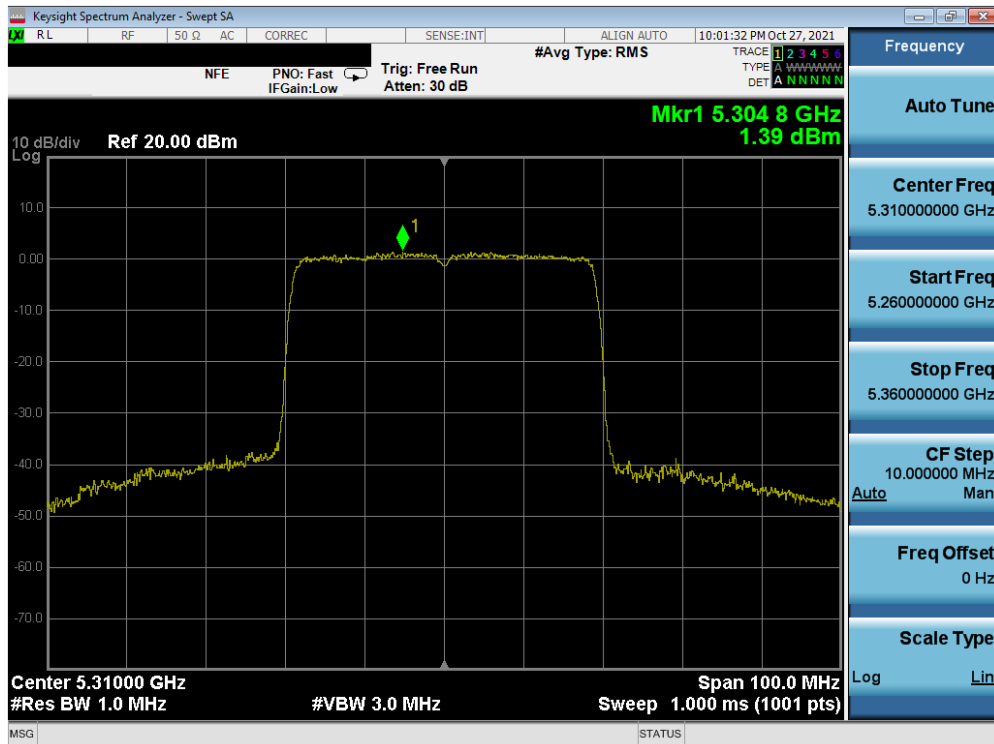


Plot 7-284. Power Spectral Density Plot MIMO ANT2 (20MHz BW 802.11ax – Full Tones (UNII Band 2A) – Ch. 64)

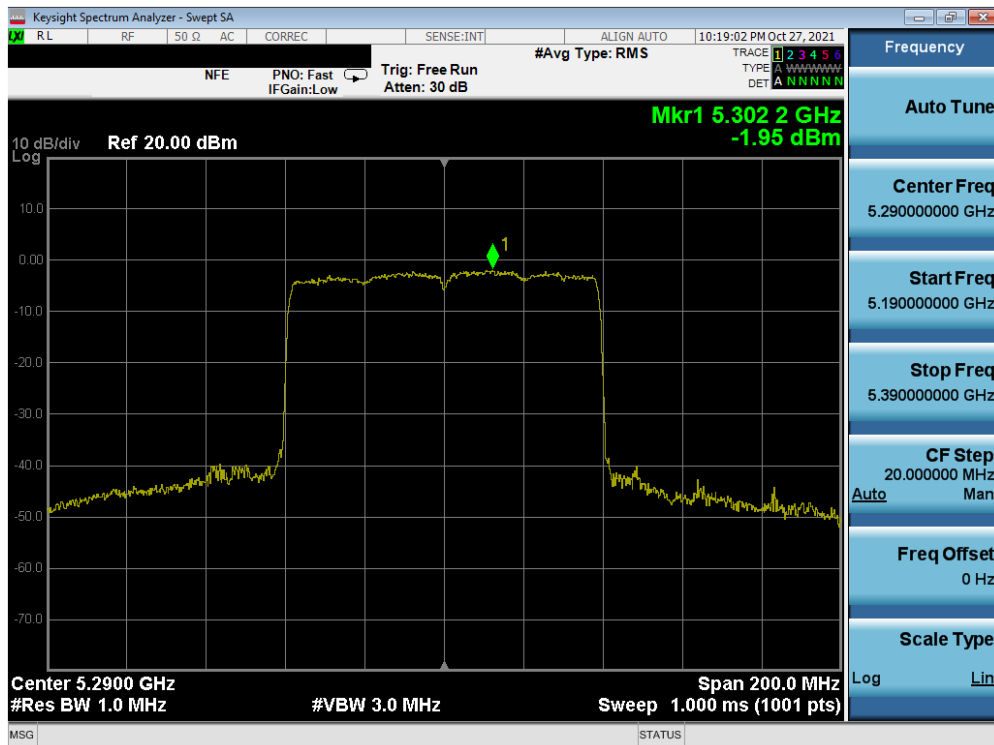


Plot 7-285. Power Spectral Density Plot MIMO ANT2 (40MHz BW 802.11ax – Full Tones (UNII Band 2A) – Ch. 54)

FCC ID: A3LSMS908U	PCTEST Proud to be part of element	MEASUREMENT REPORT (CERTIFICATION)	SAMSUNG	Approved by: Technical Manager
Test Report S/N: 1M2109090102-12.A3L	Test Dates: 9/14/2021 - 11/12/2021	EUT Type: Portable Handset		Page 187 of 242

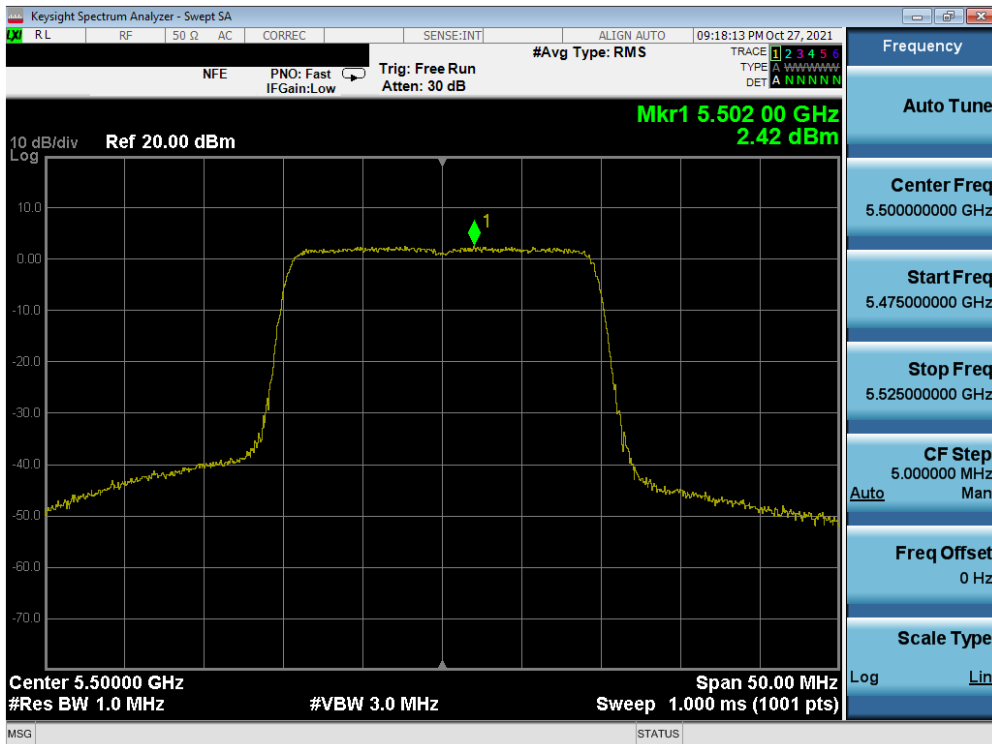


Plot 7-286. Power Spectral Density Plot MIMO ANT2 (40MHz BW 802.11ax – Full Tones (UNII Band 2A) – Ch. 62)

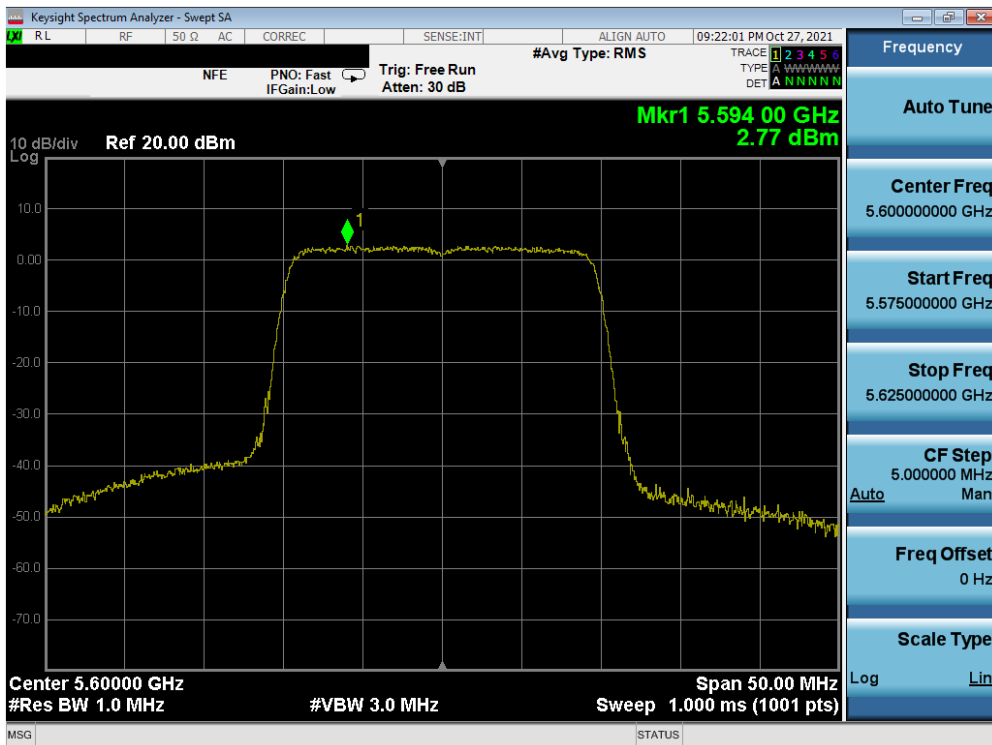


Plot 7-287. Power Spectral Density Plot MIMO ANT2 (80MHz BW 802.11ax – Full Tones (UNII Band 2A) – Ch. 58)

FCC ID: A3LSMS908U	PCTEST Proud to be part of element	MEASUREMENT REPORT (CERTIFICATION)	SAMSUNG	Approved by: Technical Manager
Test Report S/N: 1M2109090102-12.A3L	Test Dates: 9/14/2021 - 11/12/2021	EUT Type: Portable Handset		Page 188 of 242

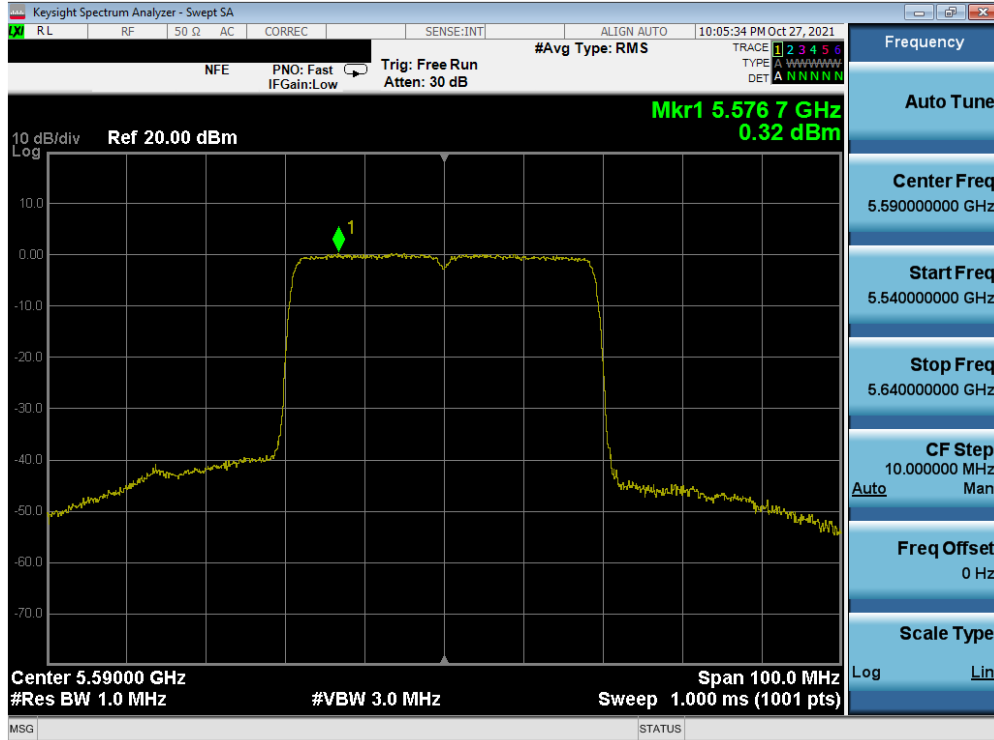


Plot 7-288. Power Spectral Density Plot MIMO ANT2 (20MHz BW 802.11ax – Full Tones (UNII Band 2C) – Ch. 100)

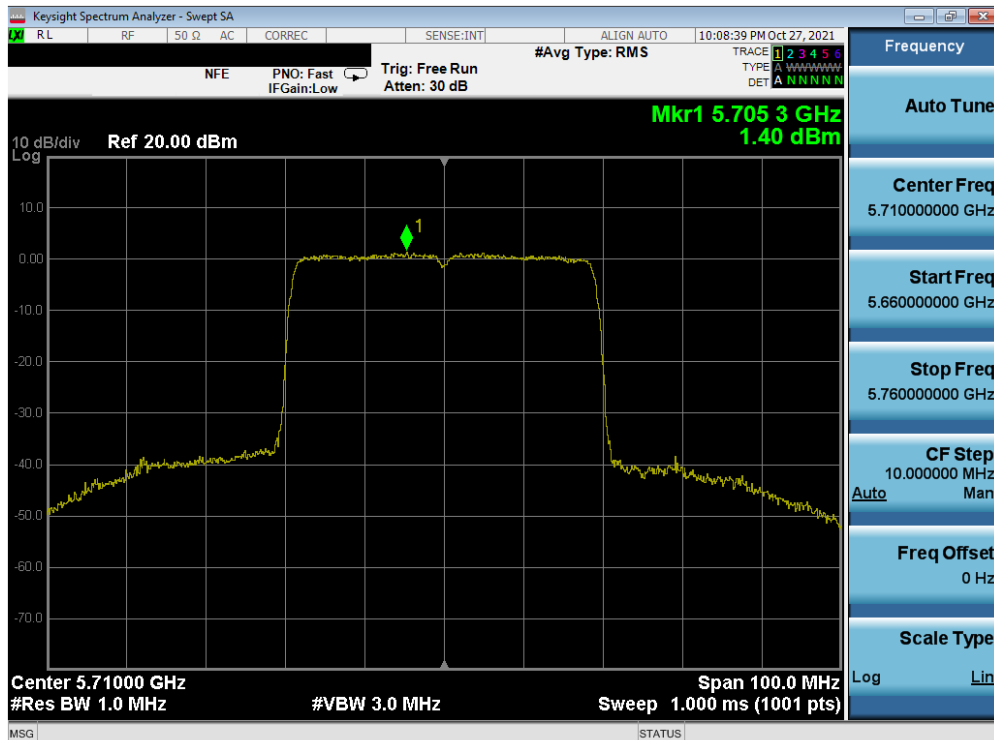


Plot 7-289. Power Spectral Density Plot MIMO ANT2 (20MHz BW 802.11ax – Full Tones (UNII Band 2C) – Ch. 120)

FCC ID: A3LSMS908U	Proud to be part of element	MEASUREMENT REPORT (CERTIFICATION)		Approved by: Technical Manager
Test Report S/N: 1M2109090102-12.A3L	Test Dates: 9/14/2021 - 11/12/2021	EUT Type: Portable Handset		Page 189 of 242

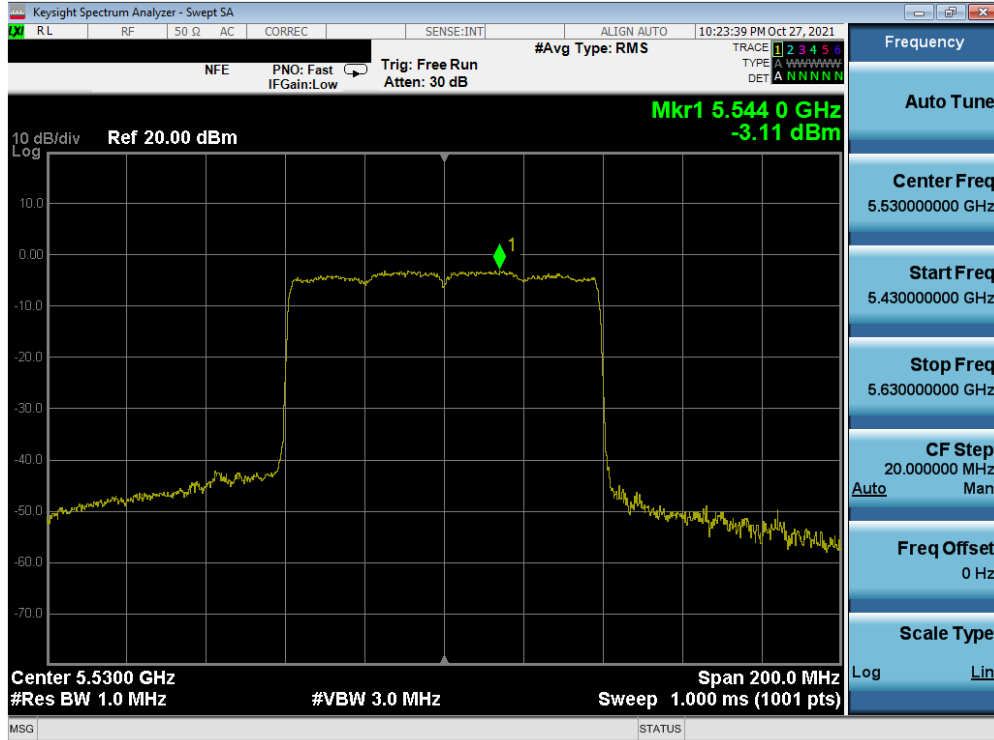


Plot 7-292. Power Spectral Density Plot MIMO ANT2 (40MHz BW 802.11ax – Full Tones (UNII Band 2C) – Ch. 118)

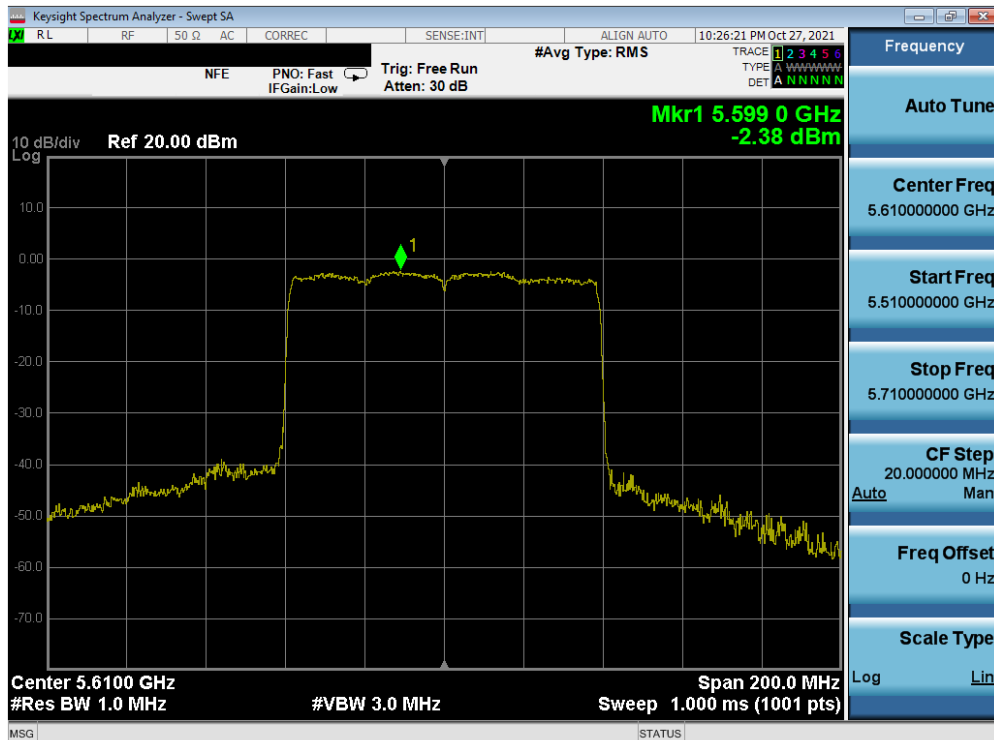


Plot 7-293. Power Spectral Density Plot MIMO ANT2 (40MHz BW 802.11ax – Full Tones (UNII Band 2C) – Ch. 142)

FCC ID: A3LSMS908U	PCTEST Proud to be part of element	MEASUREMENT REPORT (CERTIFICATION)	SAMSUNG	Approved by: Technical Manager
Test Report S/N: 1M2109090102-12.A3L	Test Dates: 9/14/2021 - 11/12/2021	EUT Type: Portable Handset		Page 191 of 242

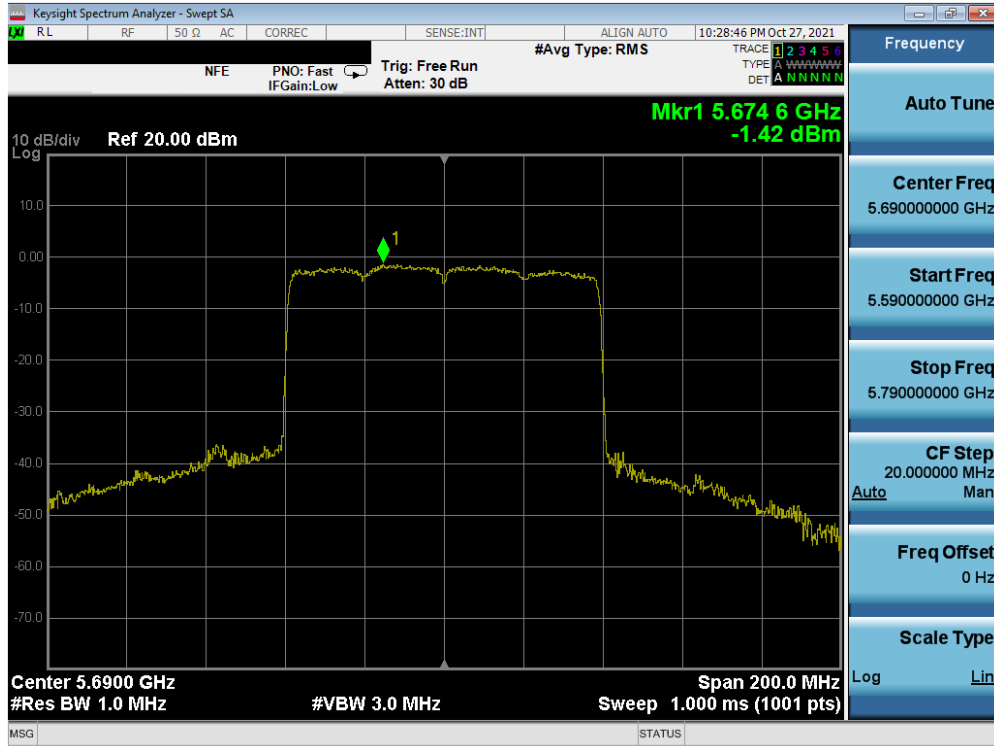


Plot 7-294. Power Spectral Density Plot MIMO ANT2 (80MHz BW 802.11ax – Full Tones (UNII Band 2C) – Ch. 106)

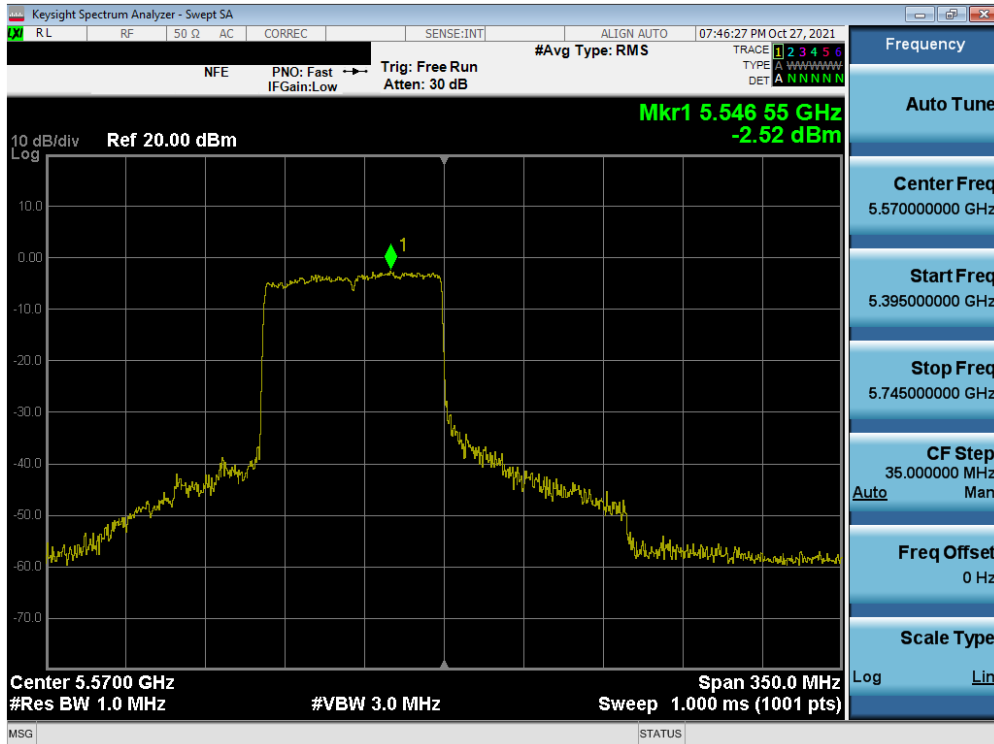


Plot 7-295. Power Spectral Density Plot MIMO ANT2 (80MHz BW 802.11ax – Full Tones (UNII Band 2C) – Ch. 122)

FCC ID: A3LSMS908U	PCTEST Proud to be part of element	MEASUREMENT REPORT (CERTIFICATION)	SAMSUNG	Approved by: Technical Manager
Test Report S/N: 1M2109090102-12.A3L	Test Dates: 9/14/2021 - 11/12/2021	EUT Type: Portable Handset		Page 192 of 242

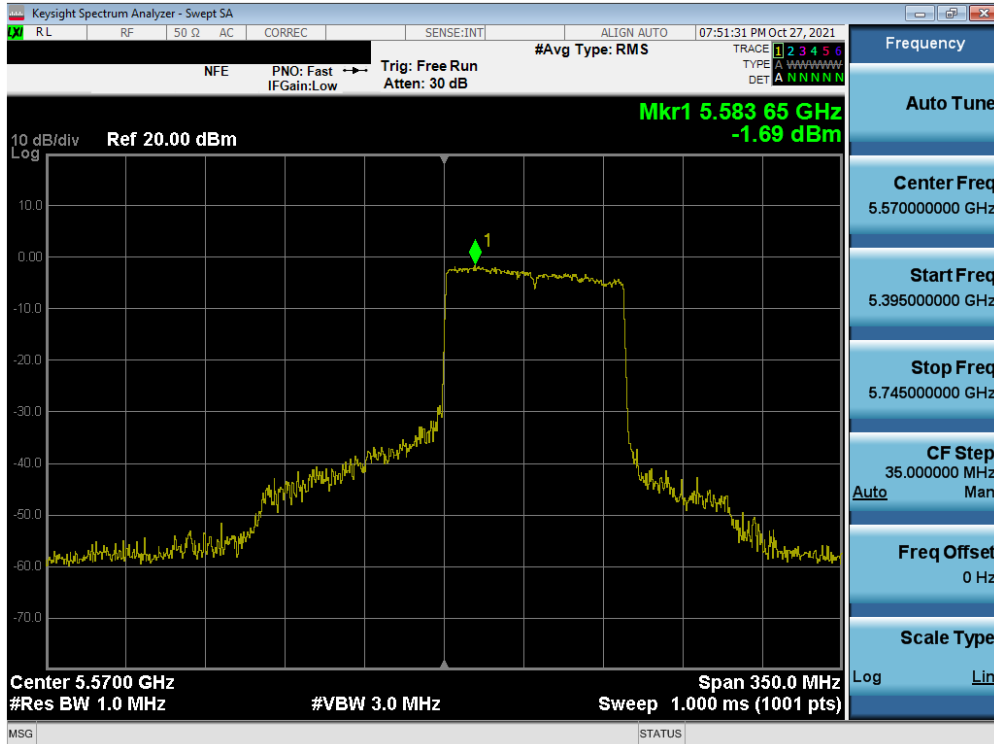


Plot 7-296. Power Spectral Density Plot MIMO ANT2 (80MHz BW 802.11ax – Full Tones (UNII Band 2C) – Ch. 138)

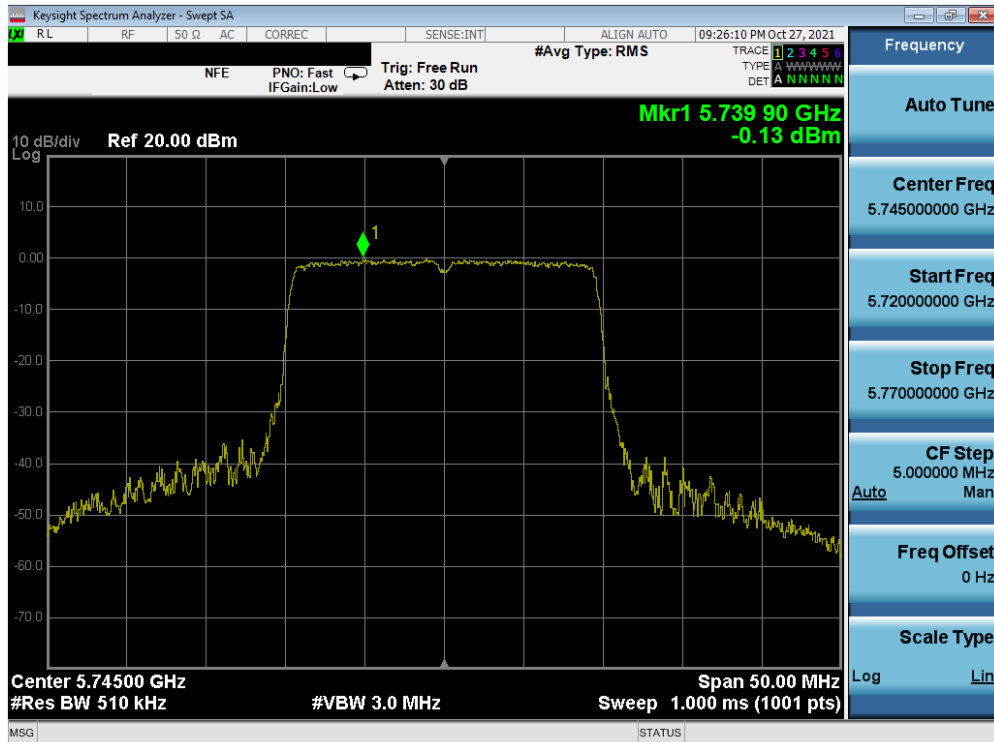


Plot 7-297. Power Spectral Density Plot MIMO ANT2 (160MHz BW L 802.11ax – Full Tones (UNII Band 2C) – Ch. 114)

FCC ID: A3LSMS908U	PCTEST Proud to be part of element	MEASUREMENT REPORT (CERTIFICATION)	SAMSUNG	Approved by: Technical Manager
Test Report S/N: 1M2109090102-12.A3L	Test Dates: 9/14/2021 - 11/12/2021	EUT Type: Portable Handset		Page 193 of 242

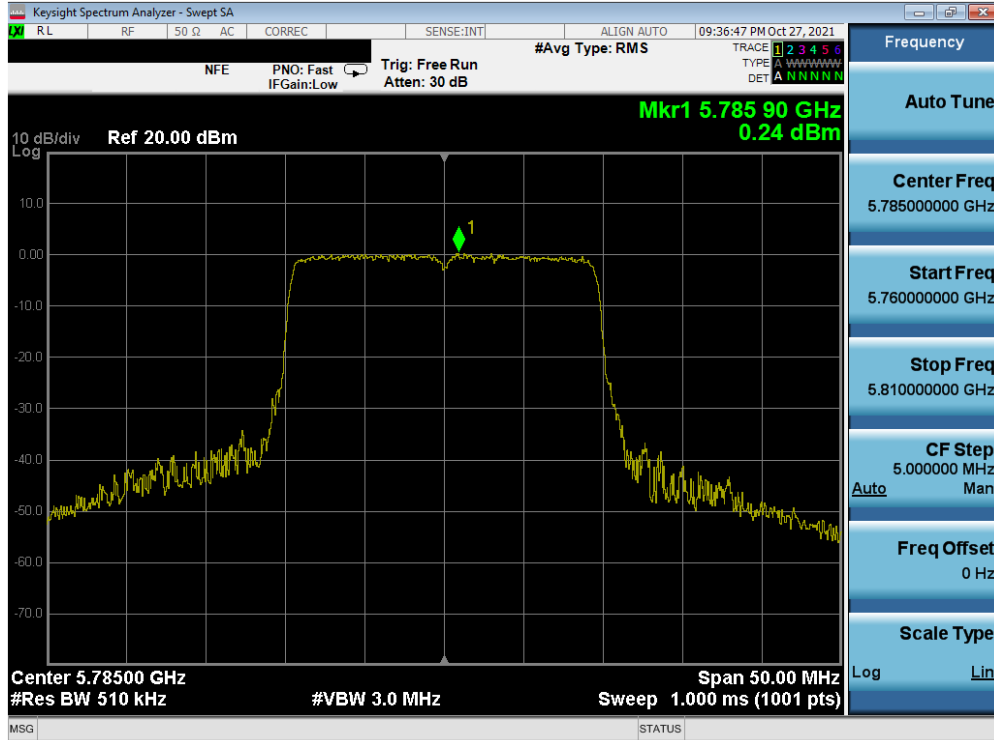


Plot 7-298. Power Spectral Density Plot MIMO ANT2 (160MHz BW U 802.11ax – Full Tones (UNII Band 2C) – Ch. 114)

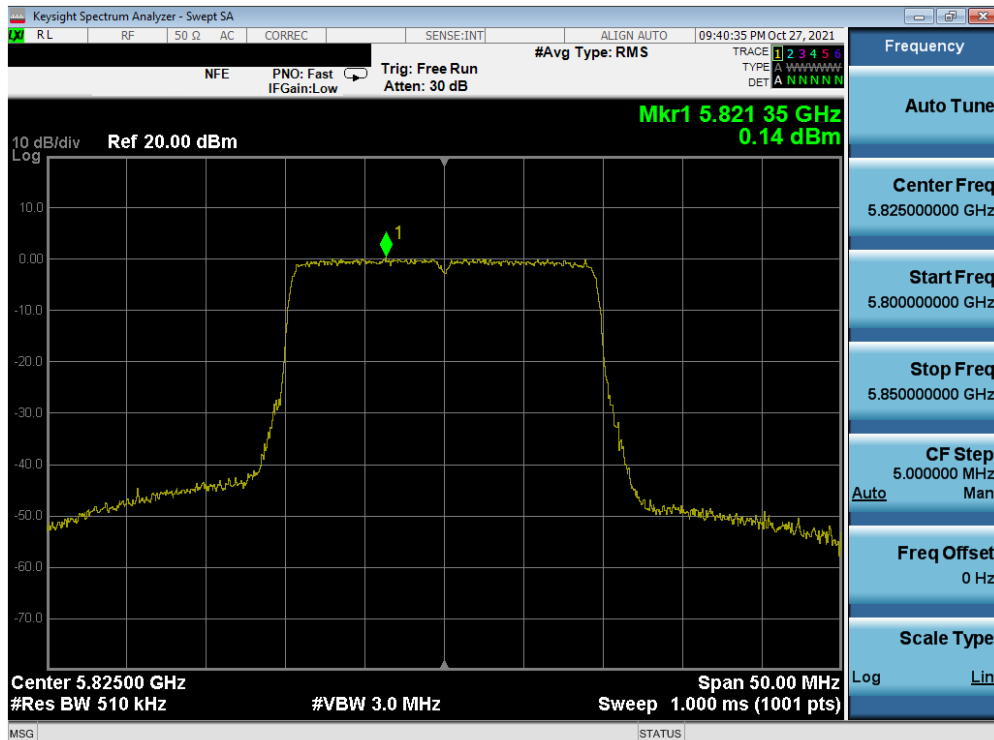


Plot 7-299. Power Spectral Density Plot MIMO ANT2 (20MHz BW 802.11ax – Full Tones (UNII Band 3) – Ch. 149)

FCC ID: A3LSMS908U	PCTEST Proud to be part of element	MEASUREMENT REPORT (CERTIFICATION)	SAMSUNG	Approved by: Technical Manager
Test Report S/N: 1M2109090102-12.A3L	Test Dates: 9/14/2021 - 11/12/2021	EUT Type: Portable Handset		Page 194 of 242

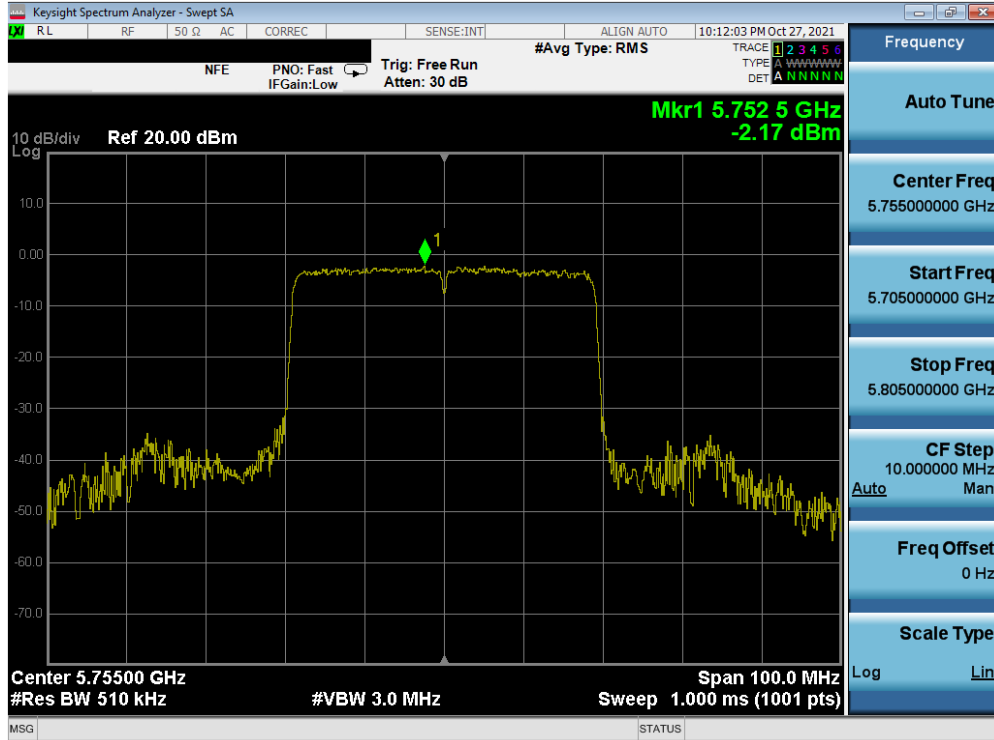


Plot 7-300. Power Spectral Density Plot MIMO ANT2 (20MHz BW 802.11ax – Full Tones (UNII Band 3) – Ch. 157)

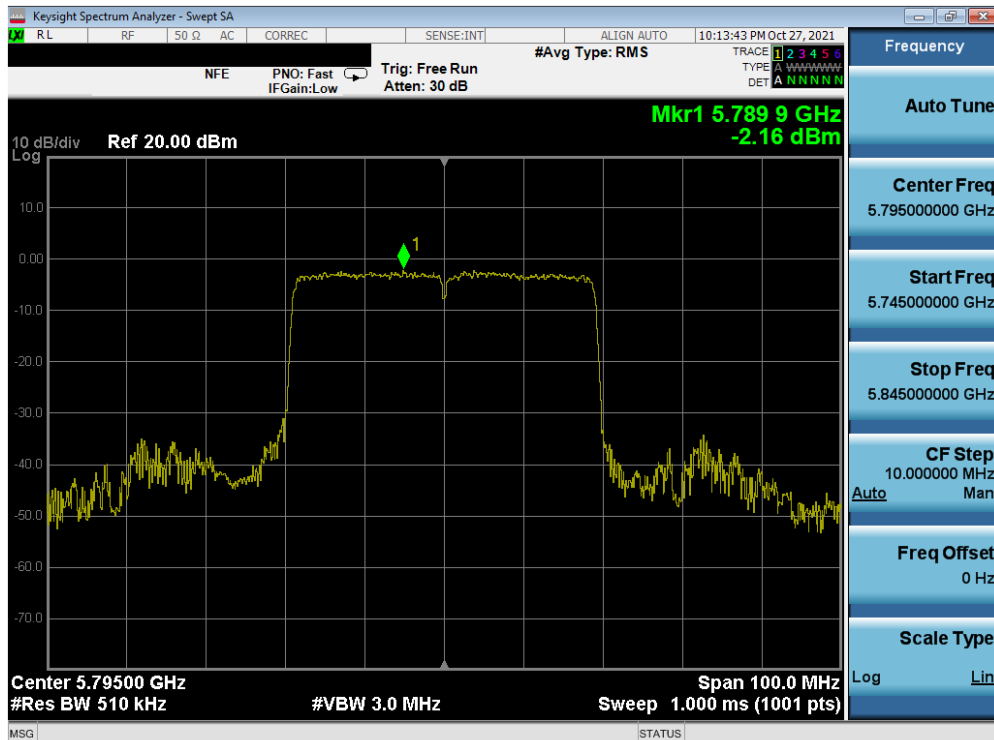


Plot 7-301. Power Spectral Density Plot MIMO ANT2 (20MHz BW 802.11ax – Full Tones (UNII Band 3) – Ch. 165)

FCC ID: A3LSMS908U		MEASUREMENT REPORT (CERTIFICATION)		Approved by: Technical Manager
Test Report S/N: 1M2109090102-12.A3L	Test Dates: 9/14/2021 - 11/12/2021	EUT Type: Portable Handset		Page 195 of 242

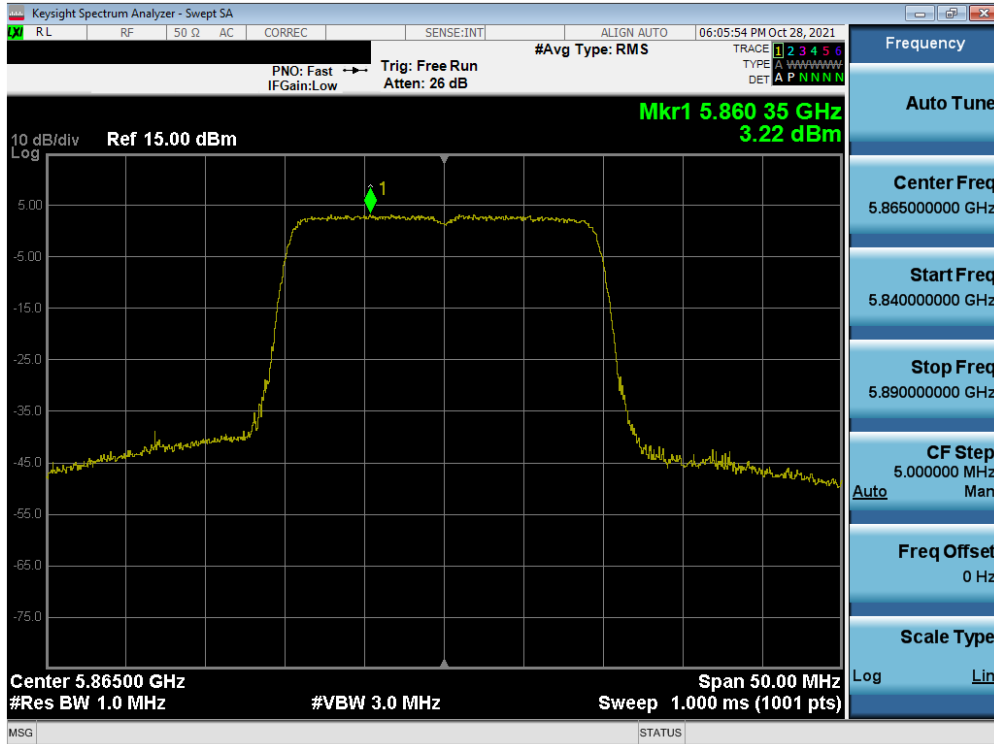


Plot 7-302. Power Spectral Density Plot MIMO ANT2 (40MHz BW 802.11ax – Full Tones (UNII Band 3) – Ch. 151)

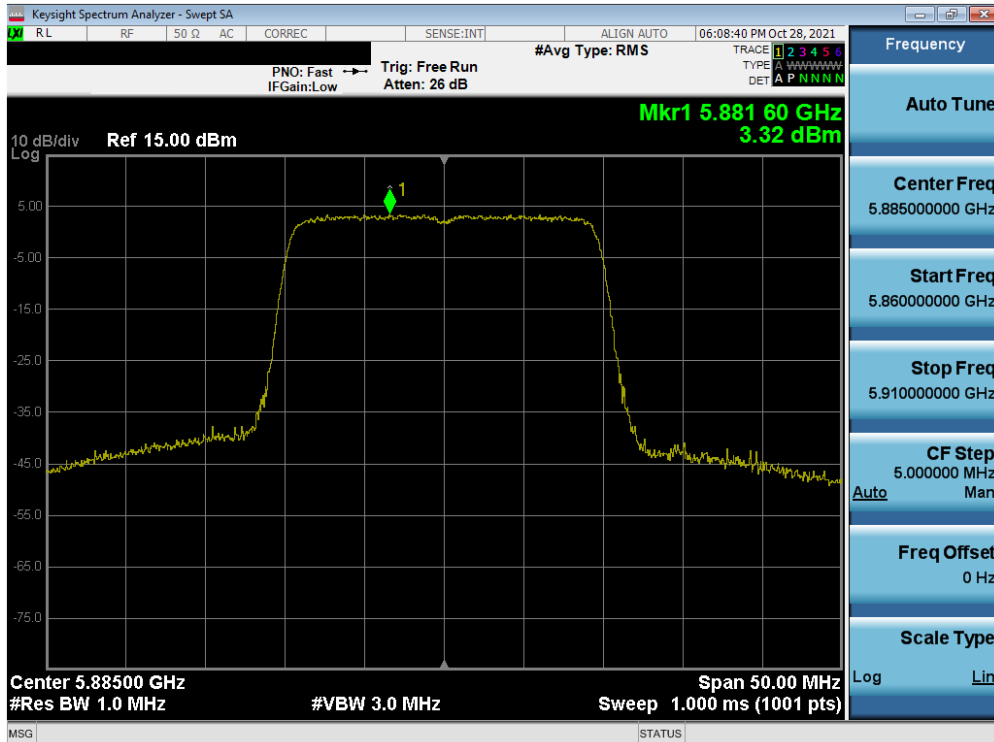


Plot 7-303. Power Spectral Density Plot MIMO ANT2 (40MHz BW 802.11ax – Full Tones (UNII Band 3) – Ch. 159)

FCC ID: A3LSMS908U	PCTEST Proud to be part of element	MEASUREMENT REPORT (CERTIFICATION)	SAMSUNG	Approved by: Technical Manager
Test Report S/N: 1M2109090102-12.A3L	Test Dates: 9/14/2021 - 11/12/2021	EUT Type: Portable Handset		Page 196 of 242

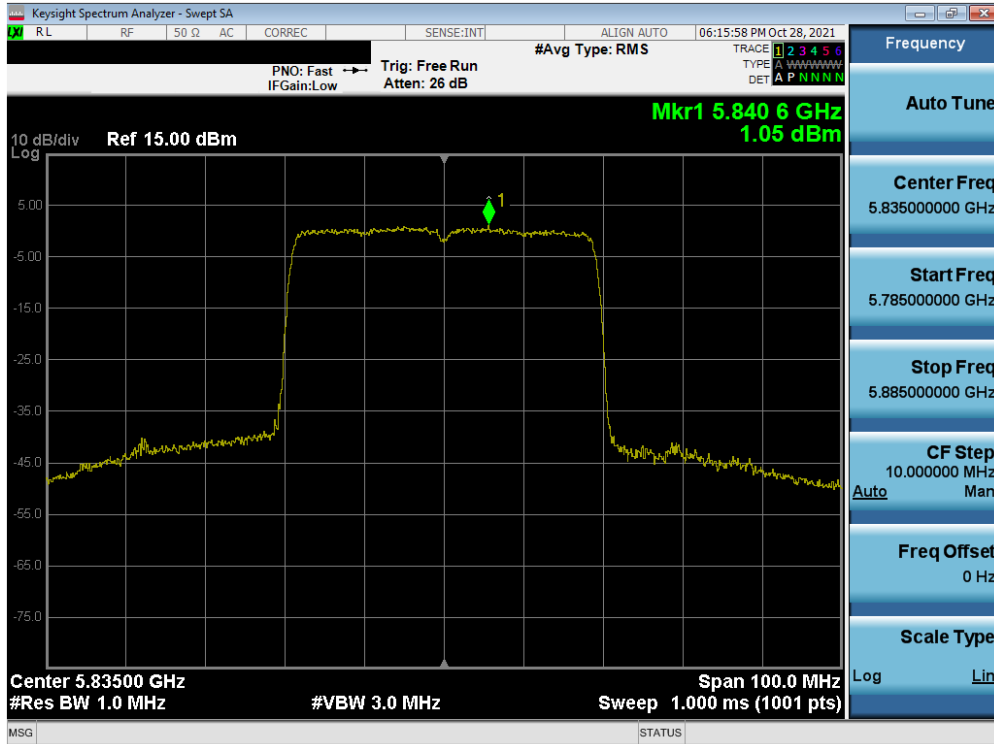


Plot 7-306. Power Spectral Density Plot MIMO ANT2 (20MHz BW 802.11ax – 242 Tones (UNII Band 3) – Ch. 173)



Plot 7-307. Power Spectral Density Plot MIMO ANT2 (20MHz BW 802.11ax – 242 Tones (UNII Band 3) – Ch. 177)

FCC ID: A3LSMS908U		MEASUREMENT REPORT (CERTIFICATION)		Approved by: Technical Manager
Test Report S/N: 1M2109090102-12.A3L	Test Dates: 9/14/2021 - 11/12/2021	EUT Type: Portable Handset		Page 198 of 242

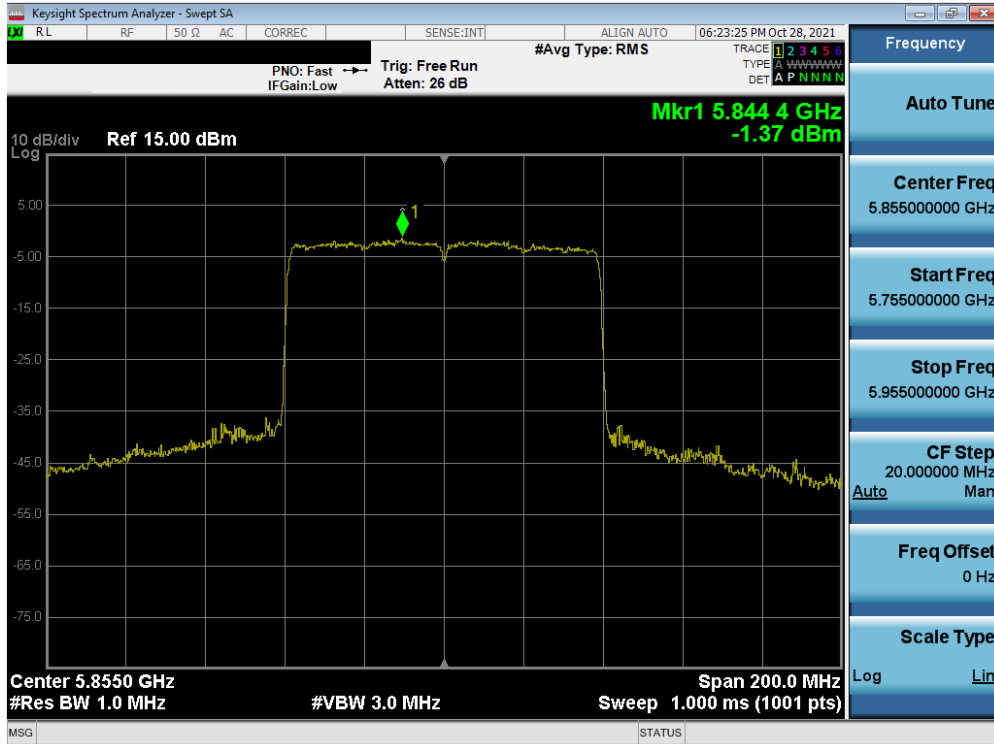


Plot 7-308. Power Spectral Density Plot MIMO ANT2 (40MHz BW 802.11ax – 484 Tones (UNII Band 3/4) – Ch. 167)



Plot 7-309. Power Spectral Density Plot MIMO ANT2 (40MHz BW 802.11ax – 484 Tones (UNII Band 3) – Ch. 175)

FCC ID: A3LSMS908U	Proud to be part of element	MEASUREMENT REPORT (CERTIFICATION)		Approved by: Technical Manager
Test Report S/N: 1M2109090102-12.A3L	Test Dates: 9/14/2021 - 11/12/2021	EUT Type: Portable Handset		Page 199 of 242

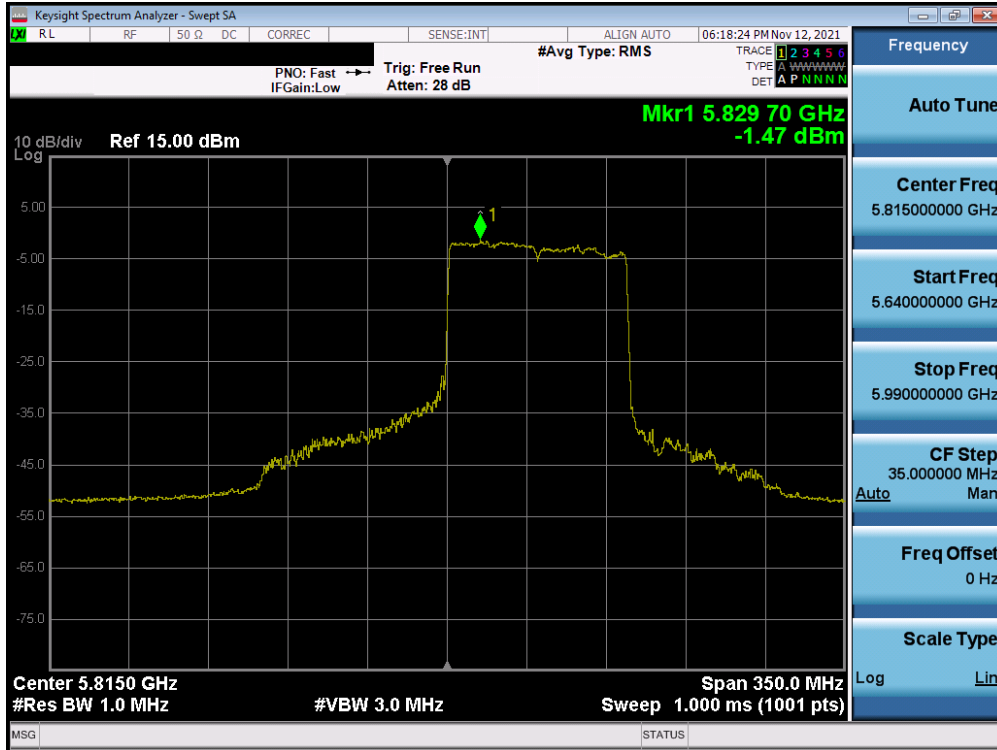


Plot 7-310. Power Spectral Density Plot MIMO ANT2 (80MHz BW 802.11ax – 996Tones (UNII Band 3/4) – Ch. 171)



Plot 7-311. Power Spectral Density Plot MIMO ANT2 (160MHz BW L 802.11ax – 996 Tones (UNII Band 3/4) – Ch. 163)

FCC ID: A3LSMS908U	PCTEST Proud to be part of element	MEASUREMENT REPORT (CERTIFICATION)	SAMSUNG	Approved by: Technical Manager
Test Report S/N: 1M2109090102-12.A3L	Test Dates: 9/14/2021 - 11/12/2021	EUT Type: Portable Handset		Page 200 of 242



Plot 7-312. Power Spectral Density Plot MIMO ANT2 (160MHz BW U 802.11ax – 996 Tones (UNII Band 3/4) – Ch. 163)

FCC ID: A3LSMS908U	PCTEST Proud to be part of element	MEASUREMENT REPORT (CERTIFICATION)	SAMSUNG	Approved by: Technical Manager
Test Report S/N: 1M2109090102-12.A3L	Test Dates: 9/14/2021 - 11/12/2021	EUT Type: Portable Handset		Page 201 of 242

7.6 Radiated Spurious Emission Measurements – Above 1GHz

[§15.407\(b\)](#) [§15.205](#) [§15.209](#); [RSS-Gen \[8.9\]](#)

Test Overview and Limit

All out of band radiated spurious emissions are measured with a spectrum analyzer connected to a receive antenna while the EUT is operating at its maximum duty cycle, at its maximum power control level, as defined in ANSI C63.10-2013 and KDB 789033 D02 v02r01, and at the appropriate frequencies. All channels, modes (e.g. 26 Tones, 52 Tones, 106 Tones, 242 Tones, 484 Tones and 996 Tones), and modulations/data rates were investigated among all UNII bands. Only the radiated emissions of the configuration that produced the worst case emissions are reported in this section.

For transmitters operating in the 5.15-5.25 GHz and 5.25-5.35 GHz band: All emissions outside of the 5.15-5.35 GHz band shall not exceed an EIRP of -27 dBm/MHz.

For transmitters operating in the 5.47-5.725 GHz band: All emissions outside of the 5.47-5.725 GHz band shall not exceed an EIRP of -27 dBm/MHz.

For transmitters operating in the 5.725-5.85 GHz band: All emissions shall be limited to a level of -27 dBm/MHz at 75 MHz or more above or below the band edge increasing linearly to 10 dBm/MHz at 25 MHz above or below the band edge, and from 25 MHz above or below the band edge increasing linearly to a level of 15.6 dBm/MHz at 5 MHz above or below the band edge, and from 5 MHz above or below the band edge increasing linearly to a level of 27 dBm/MHz at the band edge.

For transmitters operating in the 5.850 – 5.895 GHz band: all emissions at or above 5.895GHz shall not exceed an e.i.r.p. of -5dBm/MHz and shall decrease linearly up to an e.i.r.p. of -27dBm/MHz at or above 5.925GHz, and all emissions below 5.725 GHz shall not exceed an e.i.r.p. of -27dBm/MHz at 5.65 GHz increasing linearly to 10dBm/MHz at 5.7GHz and from 5.7GHz increasing linearly to a level of 15.6dBm/MHz at 5.72GHz, and from 5.72GHz increasing linearly to a level of 27dBm/MHz at 5.725GHz.

All out of band emissions appearing in a restricted band as specified in Section 15.205 of the Title 47 CFR and Table 6 of RSS-Gen (8.10) must not exceed the limits shown in Table 7-49 per Section 15.209 and RSS-Gen (8.9).

Frequency	Field Strength [μ V/m]	Measured Distance [Meters]
Above 960.0 MHz	500	3

Table 7-49. Radiated Limits

Test Procedures Used

ANSI C63.10-2013 – Sections 12.7.7.2, 12.7.6, 12.7.5
KDB 789033 D02 v02r01 – Section G

Test Settings

Average Measurements above 1GHz (Method AD)

1. Analyzer center frequency was set to the frequency of the radiated spurious emission of interest
2. RBW = 1MHz
3. VBW = 3MHz
4. Detector = power average (RMS)

FCC ID: A3LSMS908U		MEASUREMENT REPORT (CERTIFICATION)		Approved by: Technical Manager
Test Report S/N: 1M2109090102-12.A3L	Test Dates: 9/14/2021 - 11/12/2021	EUT Type: Portable Handset		Page 202 of 242

5. Number of measurement points = 1001 (Number of points must be $\geq 2 \times \text{span/RBW}$)
6. Averaging type = power (RMS)
7. Sweep time = auto couple
8. Trace was averaged over 100 sweeps

Peak Measurements above 1GHz

1. Analyzer center frequency was set to the frequency of the radiated spurious emission of interest
2. RBW = 1MHz
3. VBW = 3MHz
4. Detector = peak
5. Sweep time = auto couple
6. Trace mode = max hold
7. Trace was allowed to stabilize

Peak Measurements below 1GHz

1. Analyzer center frequency was set to the frequency of the radiated spurious emission of interest
2. Span was set greater than 1MHz
3. RBW = 120kHz
4. Detector = CISPR quasi-peak
5. Sweep time = auto couple
6. Trace was allowed to stabilize

Test Setup

The EUT and measurement equipment were set up as shown in the diagram below.

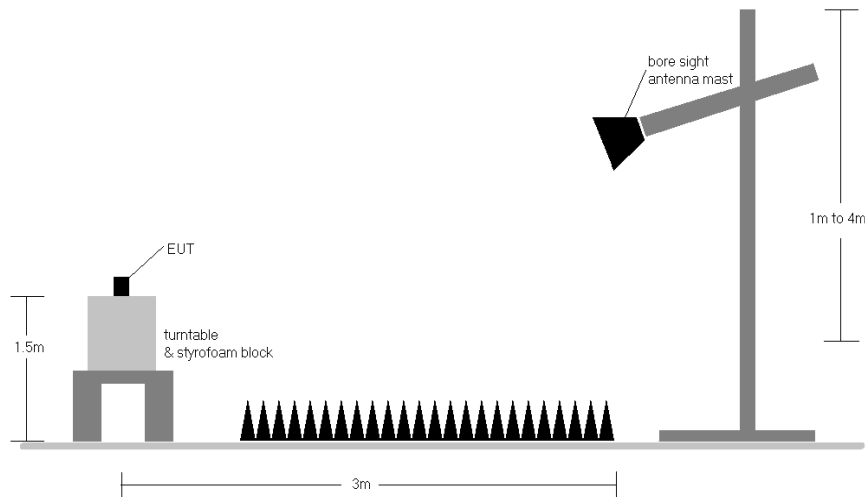


Figure 7-5. Test Instrument & Measurement Setup

FCC ID: A3LSMS908U	PCTEST Proud to be part of element	MEASUREMENT REPORT (CERTIFICATION)	SAMSUNG	Approved by: Technical Manager
Test Report S/N: 1M2109090102-12.A3L	Test Dates: 9/14/2021 - 11/12/2021	EUT Type: Portable Handset		Page 203 of 242

Test Notes

1. All emissions that lie in the restricted bands (denoted by a * next to the frequency) specified in §15.205 and Section 8.10 of RSS-Gen are below the limit shown in Table 7-49.
2. All spurious emissions lying in restricted bands specified in §15.205 and Section 8.10 of RSS-Gen are below the limit shown in Table 7-49. All spurious emissions that do not lie in a restricted band are subject to a peak limit of -27dBm/MHz. At a distance of 3 meters, the field strength limit in dB μ V/m can be determined by adding a “conversion” factor of 95.2dB to the EIRP limit of -27dBm/MHz to obtain the limit for out of band spurious emissions of 68.2dB μ V/m.
3. The antenna is manipulated through typical positions, polarity and length during the tests. The EUT is manipulated through three orthogonal planes.
4. This unit was tested with its standard battery.
5. The spectrum is measured from 9kHz to the 10th harmonic of the fundamental frequency of the transmitter using CISPR quasi peak detector below 1GHz. Above 1 GHz, average and peak measurements were taken using linearly polarized horn antennas. The worst-case emissions are reported however emissions whose levels were not within 20dB of the respective limits were not reported.
6. Emissions below 18GHz were measured at a 3 meter test distance while emissions above 18GHz were measured at a 1 meter test distance with the application of a distance correction factor.
7. The wide spectrum spurious emissions plots shown on the following pages are used only for the purpose of emission identification. Any emissions found to be within 20dB of the limit are fully investigated and the results are shown in this section.
8. The "-" shown in the following RSE tables are used to denote a noise floor measurement.
9. For radiated measurements, emissions were investigated for the fully-loaded RU configuration and for all of the partially-loaded RU configurations. Among all of the available partially-loaded RU configurations, only the configuration with the worst case emissions is reported.

Sample Calculations

Determining Spurious Emissions Levels

- Field Strength Level [dB μ V/m] = Analyzer Level [dBm] + 107 + AFCL [dB/m]
- AFCL [dB/m] = Antenna Factor [dB/m] + Cable Loss [dB]
- Margin [dB] = Field Strength Level [dB μ V/m] – Limit [dB μ V/m]

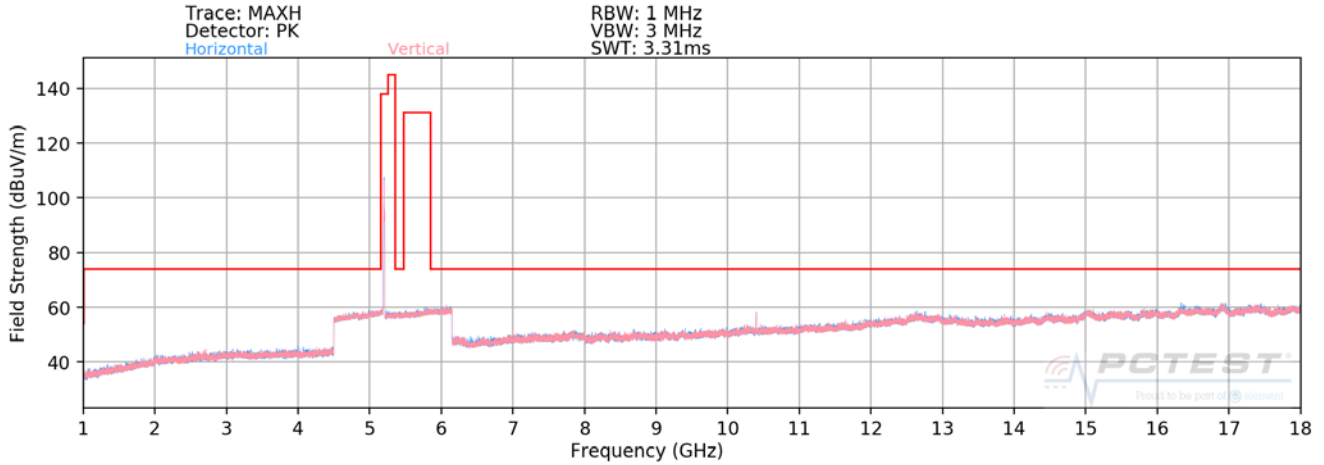
Radiated Band Edge Measurement Offset

- The amplitude offset shown in the radiated restricted band edge plots in Section **Error! Reference source not found.** was calculated using the formula:
Offset (dB) = (Antenna Factor + Cable Loss + Attenuator) – Preamplifier Gain

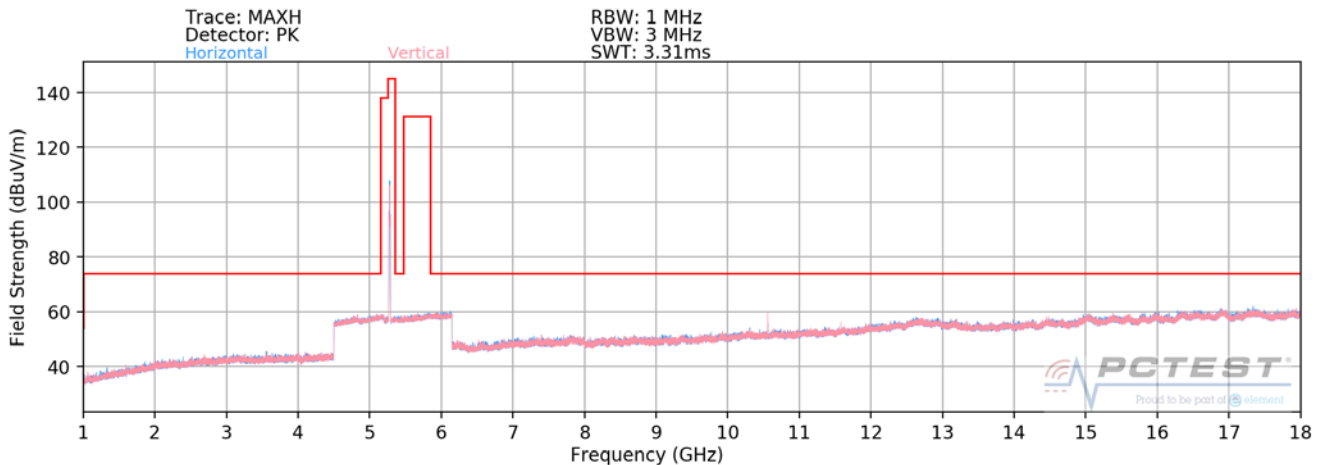
FCC ID: A3LSMS908U		MEASUREMENT REPORT (CERTIFICATION)		Approved by: Technical Manager
Test Report S/N: 1M2109090102-12.A3L	Test Dates: 9/14/2021 - 11/12/2021	EUT Type: Portable Handset		Page 204 of 242

7.6.1 MIMO Radiated Spurious Emission Measurements

26 Tones

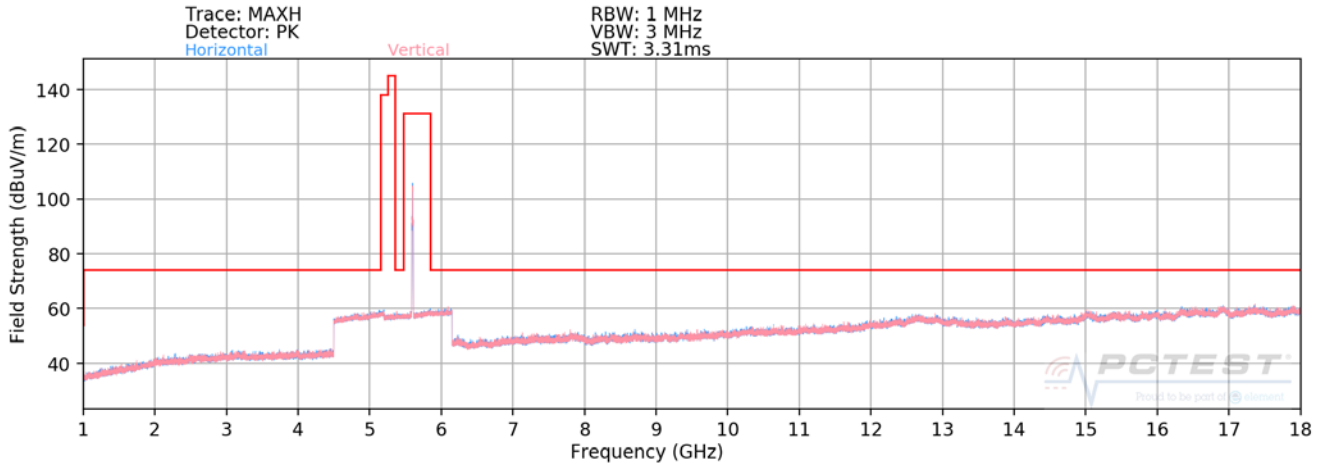


Plot 7-313. Radiated Spurious Plot above 1GHz MIMO (802.11ax – U1 Ch. 40 – 26 Tones)

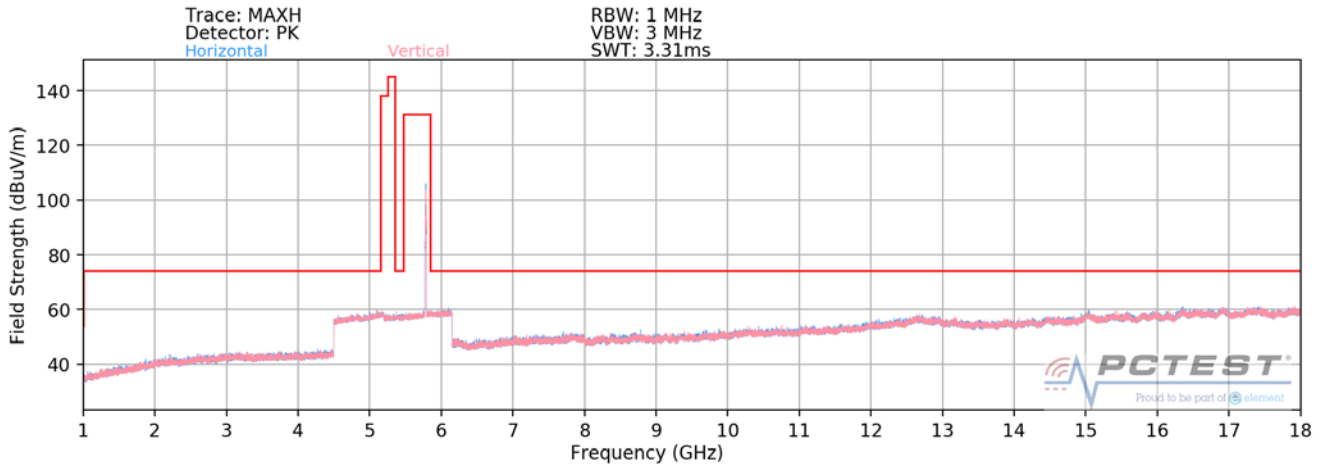


Plot 7-314. Radiated Spurious Plot above 1GHz MIMO (802.11ax – U2A Ch. 56 – 26 Tones)

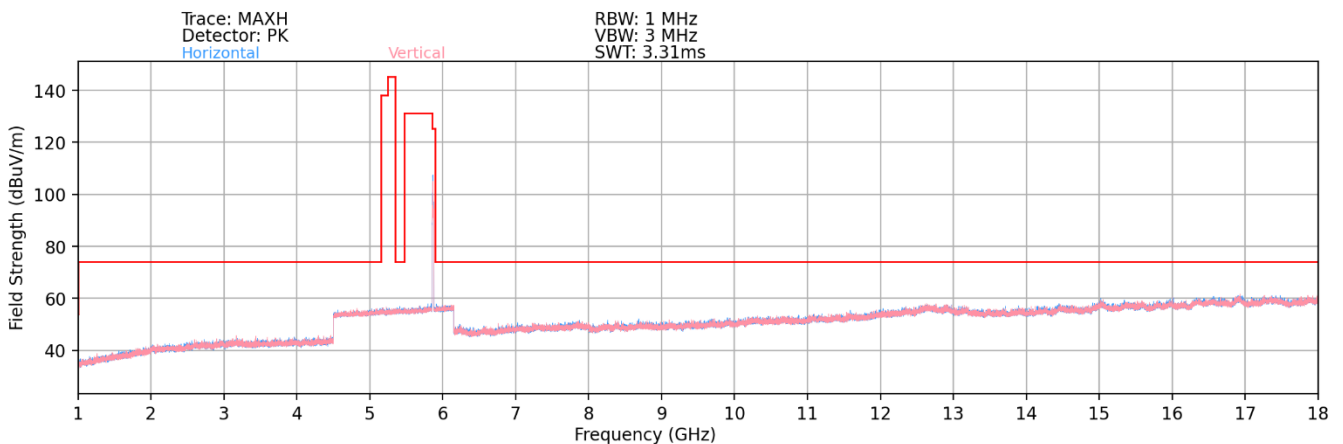
FCC ID: A3LSMS908U		MEASUREMENT REPORT (CERTIFICATION)		Approved by: Technical Manager
Test Report S/N: 1M2109090102-12.A3L	Test Dates: 9/14/2021 - 11/12/2021	EUT Type: Portable Handset		Page 205 of 242



Plot 7-315. Radiated Spurious Plot above 1GHz MIMO (802.11ax – U2C Ch. 120 – 26 Tones)



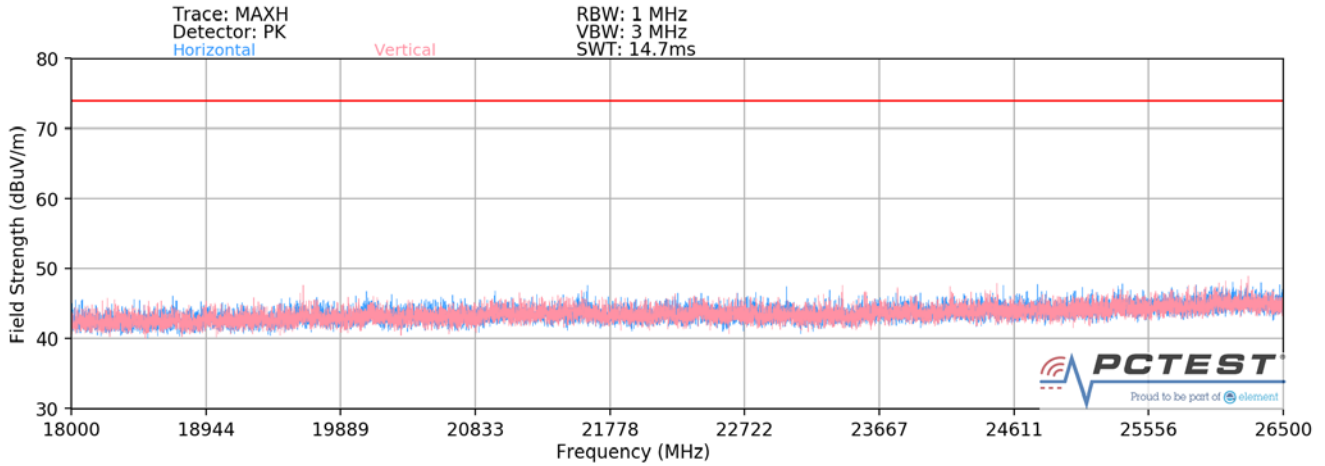
Plot 7-316. Radiated Spurious Plot above 1GHz MIMO (802.11ax – U3 Ch. 157 – 26 Tones)



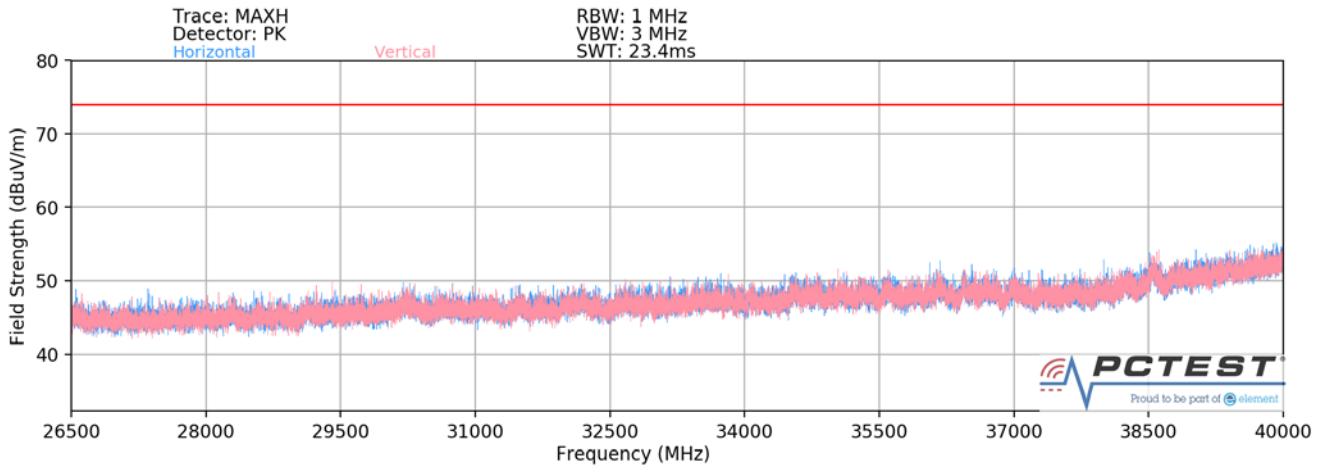
Plot 7-317. Radiated Spurious Plot above 1GHz MIMO (802.11ax – U4 Ch. 173 – 26 Tones)

FCC ID: A3LSMS908U	PCTEST Proud to be part of element	MEASUREMENT REPORT (CERTIFICATION)	SAMSUNG	Approved by: Technical Manager
Test Report S/N: 1M2109090102-12.A3L	Test Dates: 9/14/2021 - 11/12/2021	EUT Type: Portable Handset		Page 206 of 242

MIMO Radiated Spurious Emissions Measurements (Above 18GHz)



Plot 7-318. Radiated Spurious Plot 18GHz - 26.5GHz MIMO (802.11ax – 26 Tones)



Plot 7-319. Radiated Spurious Plot 26.5GHz - 40GHz MIMO (802.11ax – 26 Tones)

FCC ID: A3LSMS908U		MEASUREMENT REPORT (CERTIFICATION)	 Approved by: Technical Manager
Test Report S/N: 1M2109090102-12.A3L	Test Dates: 9/14/2021 - 11/12/2021	EUT Type: Portable Handset	Page 207 of 242

MIMO Radiated Spurious Emission Measurements (26 Tones)

§15.407(b) §15.205 & §15.209; RSS-Gen [8.9]

Worst Case Mode: 802.11ax (20MHz BW)
 Worst Case Transfer Rate: MCS0
 RU Index: 4
 Distance of Measurements: 1 & 3 Meters
 Operating Frequency: 5180MHz
 Channel: 36

Frequency [MHz]	Detector	Ant. Pol. [H/V]	Antenna Height [cm]	Turntable Azimuth [degree]	Analyzer Level [dBm]	AFCL [dB/m]	Distance Correction Factor [dB]	Field Strength [dBµV/m]	Limit [dBµV/m]	Margin [dB]
10360.00	Peak	V	119	320	-66.15	15.72	0.00	56.57	68.20	-11.63
* 15540.00	Average	V	-	-	-82.48	22.82	0.00	47.34	53.98	-6.64
* 15540.00	Peak	V	-	-	-71.46	22.78	0.00	58.32	73.98	-15.66
* 20720.00	Average	V	-	-	-69.99	4.37	-9.54	31.84	53.98	-22.14
* 20720.00	Peak	V	-	-	-58.03	4.37	-9.54	43.80	73.98	-30.18
25900.00	Peak	V	-	-	-57.65	5.87	-9.54	45.68	68.20	-22.52

Table 7-50. Radiated Measurements MIMO (26 Tones)

Worst Case Mode: 802.11ax (20MHz BW)
 Worst Case Transfer Rate: MCS0
 RU Index: 4
 Distance of Measurements: 1 & 3 Meters
 Operating Frequency: 5200MHz
 Channel: 40

Frequency [MHz]	Detector	Ant. Pol. [H/V]	Antenna Height [cm]	Turntable Azimuth [degree]	Analyzer Level [dBm]	AFCL [dB/m]	Distance Correction Factor [dB]	Field Strength [dBµV/m]	Limit [dBµV/m]	Margin [dB]
10400.00	Peak	V	144	308	-66.83	15.92	0.00	56.09	68.20	-12.11
* 15600.00	Average	V	-	-	-82.40	23.56	0.00	48.16	53.98	-5.82
* 15600.00	Peak	V	-	-	-71.28	23.56	0.00	59.28	73.98	-14.70
* 20800.00	Average	V	-	-	-69.67	4.47	-9.54	32.26	53.98	-21.72
* 20800.00	Peak	V	-	-	-57.36	4.47	-9.54	44.56	73.98	-29.42
26000.00	Peak	V	-	-	-58.51	6.04	-9.54	44.99	68.20	-23.21

Table 7-51. Radiated Measurements MIMO (26 Tones)

FCC ID: A3LSMS908U		MEASUREMENT REPORT (CERTIFICATION)		Approved by: Technical Manager
Test Report S/N: 1M2109090102-12.A3L	Test Dates: 9/14/2021 - 11/12/2021	EUT Type: Portable Handset		Page 208 of 242

Worst Case Mode: 802.11ax (20MHz BW)
Worst Case Transfer Rate: MCS0
RU Index: 4
Distance of Measurements: 1 & 3 Meters
Operating Frequency: 5240MHz
Channel: 48

Frequency [MHz]	Detector	Ant. Pol. [H/V]	Antenna Height [cm]	Turntable Azimuth [degree]	Analyzer Level [dBm]	AFCL [dB/m]	Distance Correction Factor [dB]	Field Strength [dBμV/m]	Limit [dBμV/m]	Margin [dB]
10480.00	Peak	V	112	317	-66.40	16.78	0.00	57.38	68.20	-10.82
* 15720.00	Average	V	-	-	-82.61	22.83	0.00	47.22	53.98	-6.76
* 15720.00	Peak	V	-	-	-70.75	22.83	0.00	59.08	73.98	-14.90
* 20960.00	Average	V	-	-	-70.81	4.65	-9.54	31.30	53.98	-22.67
* 20960.00	Peak	V	-	-	-58.76	4.65	-9.54	43.35	73.98	-30.62
26200.00	Peak	V	-	-	-57.96	5.76	-9.54	45.25	68.20	-22.95

Table 7-52. Radiated Measurements MIMO (26 Tones)

Worst Case Mode: 802.11ax (20MHz BW)
Worst Case Transfer Rate: MCS0
RU Index: 4
Distance of Measurements: 1 & 3 Meters
Operating Frequency: 5260MHz
Channel: 52

Frequency [MHz]	Detector	Ant. Pol. [H/V]	Antenna Height [cm]	Turntable Azimuth [degree]	Analyzer Level [dBm]	AFCL [dB/m]	Distance Correction Factor [dB]	Field Strength [dBμV/m]	Limit [dBμV/m]	Margin [dB]
10520.00	Peak	V	131	325	-65.41	16.27	0.00	57.86	68.20	-10.34
* 15780.00	Average	V	-	-	-82.57	23.56	0.00	47.99	53.98	-5.99
* 15780.00	Peak	V	-	-	-70.63	23.56	0.00	59.93	73.98	-14.05
* 21040.00	Average	V	-	-	-70.62	4.68	-9.54	31.52	53.98	-22.46
* 21040.00	Peak	V	-	-	-58.35	4.68	-9.54	43.79	73.98	-30.19
26300.00	Peak	V	-	-	-58.38	5.68	-9.54	44.76	68.20	-23.44

Table 7-53. Radiated Measurements MIMO (26 Tones)

FCC ID: A3LSMS908U		MEASUREMENT REPORT (CERTIFICATION)		Approved by: Technical Manager
Test Report S/N: 1M2109090102-12.A3L	Test Dates: 9/14/2021 - 11/12/2021	EUT Type: Portable Handset		Page 209 of 242

Worst Case Mode: 802.11ax (20MHz BW)
 Worst Case Transfer Rate: MCS0
 RU Index: 4
 Distance of Measurements: 1 & 3 Meters
 Operating Frequency: 5280MHz
 Channel: 56

Frequency [MHz]	Detector	Ant. Pol. [H/V]	Antenna Height [cm]	Turntable Azimuth [degree]	Analyzer Level [dBm]	AFCL [dB/m]	Distance Correction Factor [dB]	Field Strength [dB μ V/m]	Limit [dB μ V/m]	Margin [dB]
10560.00	Peak	V	143	320	-67.58	16.01	0.00	55.43	68.20	-12.77
* 15840.00	Average	V	-	-	-82.51	23.22	0.00	47.71	53.98	-6.27
* 15840.00	Peak	V	-	-	-71.19	23.22	0.00	59.03	73.98	-14.95
* 21120.00	Average	V	-	-	-69.94	4.78	-9.54	32.30	53.98	-21.68
* 21120.00	Peak	V	-	-	-57.99	4.78	-9.54	44.24	73.98	-29.74
26400.00	Peak	V	-	-	-58.36	5.75	-9.54	44.84	68.20	-23.36

Table 7-54. Radiated Measurements MIMO (26 Tones)

Worst Case Mode: 802.11ax (20MHz BW)
 Worst Case Transfer Rate: MCS0
 RU Index: 4
 Distance of Measurements: 1 & 3 Meters
 Operating Frequency: 5320MHz
 Channel: 64

Frequency [MHz]	Detector	Ant. Pol. [H/V]	Antenna Height [cm]	Turntable Azimuth [degree]	Analyzer Level [dBm]	AFCL [dB/m]	Distance Correction Factor [dB]	Field Strength [dB μ V/m]	Limit [dB μ V/m]	Margin [dB]
* 10640.00	Average	V	175	12	-77.18	17.06	0.00	46.88	53.98	-7.10
* 10640.00	Peak	V	175	12	-62.63	17.06	0.00	61.43	73.98	-12.55
* 15960.00	Average	V	-	-	-82.75	24.29	0.00	48.54	53.98	-5.44
* 15960.00	Peak	V	-	-	-70.42	24.29	0.00	60.87	73.98	-13.11
* 21280.00	Average	V	-	-	-71.49	4.92	-9.54	30.89	53.98	-23.09
* 21280.00	Peak	V	-	-	-58.77	4.92	-9.54	43.61	73.98	-30.37
26600.00	Peak	V	-	-	-57.88	5.78	-9.54	45.37	68.20	-22.83

Table 7-55. Radiated Measurements MIMO (26 Tones)

FCC ID: A3LSMS908U		MEASUREMENT REPORT (CERTIFICATION)		Approved by: Technical Manager
Test Report S/N: 1M2109090102-12.A3L	Test Dates: 9/14/2021 - 11/12/2021	EUT Type: Portable Handset		Page 210 of 242

Worst Case Mode: 802.11ax (20MHz BW)
 Worst Case Transfer Rate: MCS0
 RU Index: 4
 Distance of Measurements: 1 & 3 Meters
 Operating Frequency: 5500MHz
 Channel: 100

Frequency [MHz]	Detector	Ant. Pol. [H/V]	Antenna Height [cm]	Turntable Azimuth [degree]	Analyzer Level [dBm]	AFCL [dB/m]	Distance Correction Factor [dB]	Field Strength [dBμV/m]	Limit [dBμV/m]	Margin [dB]
* 11000.00	Average	V	-	-	-82.06	17.49	0.00	42.43	53.98	-11.55
* 11000.00	Peak	V	-	-	-70.90	17.49	0.00	53.59	73.98	-20.39
16500.00	Peak	V	-	-	-71.92	24.75	0.00	59.83	68.20	-8.37
22000.00	Peak	V	-	-	-57.98	4.80	-9.54	44.28	68.20	-23.92
27500.00	Peak	V	-	-	-59.12	5.93	-9.54	44.26	68.20	-23.94

Table 7-56. Radiated Measurements MIMO (26 Tones)

Worst Case Mode: 802.11ax (20MHz BW)
 Worst Case Transfer Rate: MCS0
 RU Index: 4
 Distance of Measurements: 1 & 3 Meters
 Operating Frequency: 5600MHz
 Channel: 120

Frequency [MHz]	Detector	Ant. Pol. [H/V]	Antenna Height [cm]	Turntable Azimuth [degree]	Analyzer Level [dBm]	AFCL [dB/m]	Distance Correction Factor [dB]	Field Strength [dBμV/m]	Limit [dBμV/m]	Margin [dB]
* 11200.00	Average	V	-	-	-81.19	17.30	0.00	43.11	53.98	-10.87
* 11200.00	Peak	V	-	-	-70.46	17.30	0.00	53.84	73.98	-20.14
16800.00	Peak	V	-	-	-71.56	24.29	0.00	59.73	68.20	-8.47
* 22400.00	Average	V	-	-	-69.83	4.84	-9.54	32.46	53.98	-21.52
* 22400.00	Peak	V	-	-	-58.19	4.84	-9.54	44.11	73.98	-29.87
28000.00	Peak	V	-	-	-58.87	6.12	-9.54	44.71	68.20	-23.49

Table 7-57. Radiated Measurements MIMO (26 Tones)

FCC ID: A3LSMS908U		MEASUREMENT REPORT (CERTIFICATION)		Approved by: Technical Manager
Test Report S/N: 1M2109090102-12.A3L	Test Dates: 9/14/2021 - 11/12/2021	EUT Type: Portable Handset	Page 211 of 242	

Worst Case Mode: 802.11ax (20MHz BW)
 Worst Case Transfer Rate: MCS0
 RU Index: 4
 Distance of Measurements: 1 & 3 Meters
 Operating Frequency: 5720MHz
 Channel: 144

Frequency [MHz]	Detector	Ant. Pol. [H/V]	Antenna Height [cm]	Turntable Azimuth [degree]	Analyzer Level [dBm]	AFCL [dB/m]	Distance Correction Factor [dB]	Field Strength [dBμV/m]	Limit [dBμV/m]	Margin [dB]
* 11440.00	Average	V	-	-	-82.31	18.18	0.00	42.87	53.98	-11.11
* 11440.00	Peak	V	-	-	-71.64	18.18	0.00	53.54	73.98	-20.44
17160.00	Peak	V	-	-	-72.40	24.98	0.00	59.58	68.20	-8.62
* 22880.00	Average	V	-	-	-70.63	4.77	-9.54	31.60	53.98	-22.38
* 22880.00	Peak	V	-	-	-56.77	4.77	-9.54	45.46	73.98	-28.51
28600.00	Peak	V	-	-	-58.54	6.32	-9.54	45.23	68.20	-22.97

Table 7-58. Radiated Measurements MIMO (26 Tones)

Worst Case Mode: 802.11ax (20MHz BW)
 Worst Case Transfer Rate: MCS0
 RU Index: 4
 Distance of Measurements: 1 & 3 Meters
 Operating Frequency: 5745MHz
 Channel: 149

Frequency [MHz]	Detector	Ant. Pol. [H/V]	Antenna Height [cm]	Turntable Azimuth [degree]	Analyzer Level [dBm]	AFCL [dB/m]	Distance Correction Factor [dB]	Field Strength [dBμV/m]	Limit [dBμV/m]	Margin [dB]
* 11490.00	Average	V	-	-	-82.12	17.61	0.00	42.49	53.98	-11.49
* 11490.00	Peak	V	-	-	-71.08	17.61	0.00	53.53	73.98	-20.45
17235.00	Peak	V	-	-	-72.01	25.64	0.00	60.63	68.20	-7.57
* 22980.00	Average	V	-	-	-69.36	4.67	-9.54	32.77	53.98	-21.21
* 22980.00	Peak	V	-	-	-57.81	4.67	-9.54	44.32	73.98	-29.66
28725.00	Peak	V	-	-	-59.26	6.42	-9.54	44.61	68.20	-23.59

Table 7-59. Radiated Measurements MIMO (26 Tones)

FCC ID: A3LSMS908U		MEASUREMENT REPORT (CERTIFICATION)		Approved by: Technical Manager
Test Report S/N: 1M2109090102-12.A3L	Test Dates: 9/14/2021 - 11/12/2021	EUT Type: Portable Handset		Page 212 of 242

Worst Case Mode: 802.11ax (20MHz BW)
 Worst Case Transfer Rate: MCS0
 RU Index: 4
 Distance of Measurements: 1 & 3 Meters
 Operating Frequency: 5785MHz
 Channel: 157

Frequency [MHz]	Detector	Ant. Pol. [H/V]	Antenna Height [cm]	Turntable Azimuth [degree]	Analyzer Level [dBm]	AFCL [dB/m]	Distance Correction Factor [dB]	Field Strength [dB μ V/m]	Limit [dB μ V/m]	Margin [dB]
* 11570.00	Average	V	-	-	-81.77	18.24	0.00	43.47	53.98	-10.51
* 11570.00	Peak	V	-	-	-70.37	18.24	0.00	54.87	73.98	-19.11
17355.00	Peak	V	-	-	-71.78	26.14	0.00	61.36	68.20	-6.84
23140.00	Peak	V	-	-	-58.12	4.61	-9.54	43.95	68.20	-24.25
28925.00	Peak	V	-	-	-58.35	6.50	-9.54	45.61	68.20	-22.59

Table 7-60. Radiated Measurements MIMO (26 Tones)

Worst Case Mode: 802.11ax (20MHz BW)
 Worst Case Transfer Rate: MCS0
 RU Index: 4
 Distance of Measurements: 1 & 3 Meters
 Operating Frequency: 5825MHz
 Channel: 165

Frequency [MHz]	Detector	Ant. Pol. [H/V]	Antenna Height [cm]	Turntable Azimuth [degree]	Analyzer Level [dBm]	AFCL [dB/m]	Distance Correction Factor [dB]	Field Strength [dB μ V/m]	Limit [dB μ V/m]	Margin [dB]
* 11650.00	Average	V	109	20	-81.10	17.97	0.00	43.87	53.98	-10.11
* 11650.00	Peak	V	109	20	-69.73	17.97	0.00	55.24	73.98	-18.74
17475.00	Peak	V	-	-	-72.55	26.23	0.00	60.68	68.20	-7.52
23300.00	Peak	V	-	-	-58.79	4.72	-9.54	43.40	68.20	-24.80
29125.00	Peak	V	-	-	-59.24	6.86	-9.54	45.08	68.20	-23.12

Table 7-61. Radiated Measurements MIMO (26 Tones)

FCC ID: A3LSMS908U		MEASUREMENT REPORT (CERTIFICATION)		Approved by: Technical Manager
Test Report S/N: 1M2109090102-12.A3L	Test Dates: 9/14/2021 - 11/12/2021	EUT Type: Portable Handset		Page 213 of 242

Worst Case Mode: 802.11ax (20MHz BW)
 Worst Case Transfer Rate: MCS0
 RU Index: 8
 Distance of Measurements: 1 & 3 Meters
 Operating Frequency: 5845MHz
 Channel: 169

Frequency [MHz]	Detector	Ant. Pol. [H/V]	Antenna Height [cm]	Turntable Azimuth [degree]	Analyzer Level [dBm]	AFCL [dB/m]	Distance Correction Factor [dB]	Field Strength [dBμV/m]	Limit [dBμV/m]	Margin [dB]
* 11690.00	Average	V	-	-	-81.73	17.61	0.00	42.88	53.98	-11.10
* 11690.00	Peak	V	-	-	-71.07	17.61	0.00	53.54	73.98	-20.44
17535.00	Peak	V	-	-	-72.96	25.66	0.00	59.70	68.20	-8.50
23380.00	Peak	V	-	-	-58.25	4.67	-9.54	43.87	68.20	-24.33
29225.00	Peak	V	-	-	-58.40	6.67	-9.54	45.73	68.20	-22.47
35070.00	Peak	V	-	-	-58.11	8.57	-9.54	47.91	68.20	-20.29

Table 7-62. Radiated Measurements MIMO (26 Tones)

Worst Case Mode: 802.11ax (20MHz BW)
 Worst Case Transfer Rate: MCS0
 RU Index: 0
 Distance of Measurements: 1 & 3 Meters
 Operating Frequency: 5865MHz
 Channel: 173

Frequency [MHz]	Detector	Ant. Pol. [H/V]	Antenna Height [cm]	Turntable Azimuth [degree]	Analyzer Level [dBm]	AFCL [dB/m]	Distance Correction Factor [dB]	Field Strength [dBμV/m]	Limit [dBμV/m]	Margin [dB]
* 11730.00	Average	V	-	-	-81.89	17.92	0.00	43.03	53.98	-10.95
* 11730.00	Peak	V	-	-	-70.74	17.92	0.00	54.18	73.98	-19.80
17595.00	Peak	V	-	-	-72.49	25.10	0.00	59.61	68.20	-8.59
23460.00	Peak	V	-	-	-56.74	4.63	-9.54	45.34	68.20	-22.86
29325.00	Peak	V	-	-	-56.88	6.99	-9.54	47.57	68.20	-20.63
35190.00	Peak	V	-	-	-56.93	8.73	-9.54	49.25	68.20	-18.95

Table 7-63. Radiated Measurements MIMO (26 Tones)

FCC ID: A3LSMS908U		MEASUREMENT REPORT (CERTIFICATION)		Approved by: Technical Manager
Test Report S/N: 1M2109090102-12.A3L	Test Dates: 9/14/2021 - 11/12/2021	EUT Type: Portable Handset		Page 214 of 242

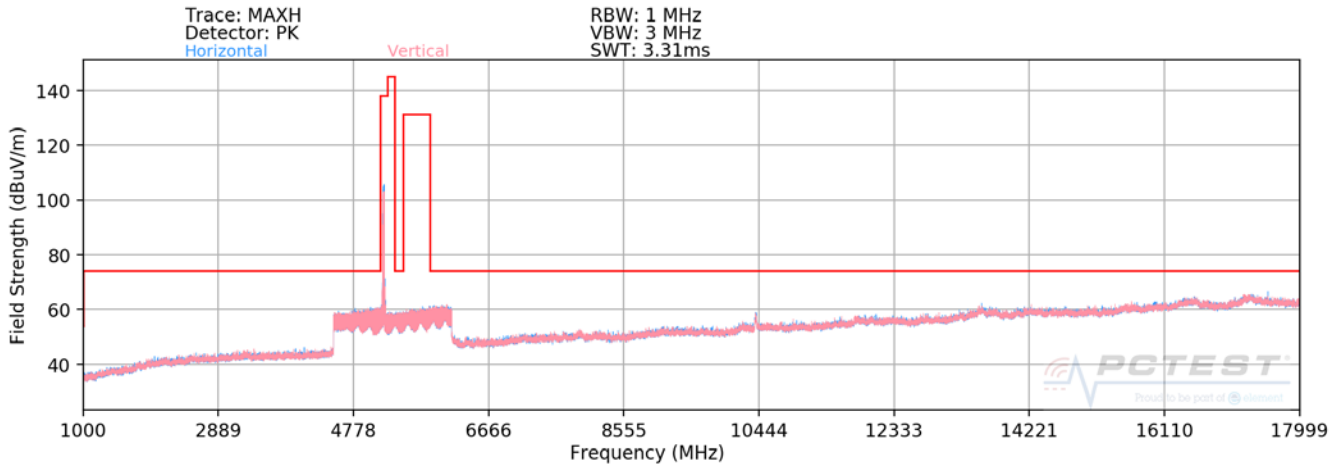
Worst Case Mode: 802.11ax (20MHz BW)
 Worst Case Transfer Rate: MCS0
 RU Index: 8
 Distance of Measurements: 1 & 3 Meters
 Operating Frequency: 5885MHz
 Channel: 177

Frequency [MHz]	Detector	Ant. Pol. [H/V]	Antenna Height [cm]	Turntable Azimuth [degree]	Analyzer Level [dBm]	AFCL [dB/m]	Distance Correction Factor [dB]	Field Strength [dBμV/m]	Limit [dBμV/m]	Margin [dB]
* 11770.00	Average	V	-	-	-82.19	18.43	0.00	43.24	53.98	-10.74
* 11770.00	Peak	V	-	-	-71.50	18.43	0.00	53.93	73.98	-20.05
17655.00	Peak	V	-	-	-73.15	25.86	0.00	59.71	68.20	-8.49
23540.00	Peak	V	-	-	-57.89	4.72	-9.54	44.28	68.20	-23.92
29425.00	Peak	V	-	-	-58.88	7.00	-9.54	45.58	68.20	-22.62
35310.00	Peak	V	-	-	-57.31	8.79	-9.54	48.94	68.20	-19.26

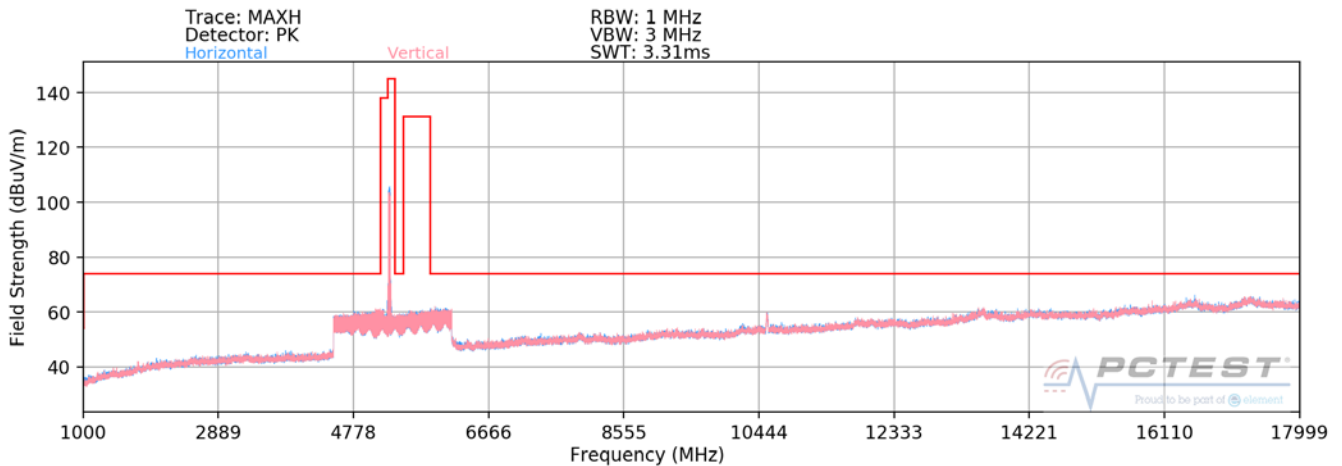
Table 7-64. Radiated Measurements MIMO (26 Tones)

FCC ID: A3LSMS908U		MEASUREMENT REPORT (CERTIFICATION)		Approved by: Technical Manager
Test Report S/N: 1M2109090102-12.A3L	Test Dates: 9/14/2021 - 11/12/2021	EUT Type: Portable Handset		Page 215 of 242

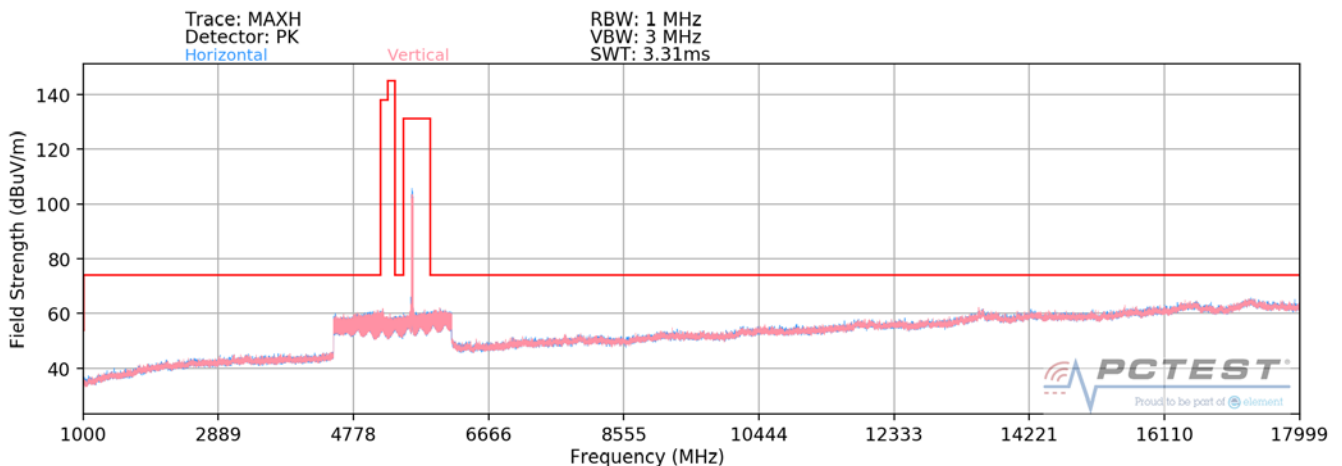
242 Tones



Plot 7-320. Radiated Spurious Plot above 1GHz MIMO (802.11ax – U1 Ch. 40 – 242 Tones)

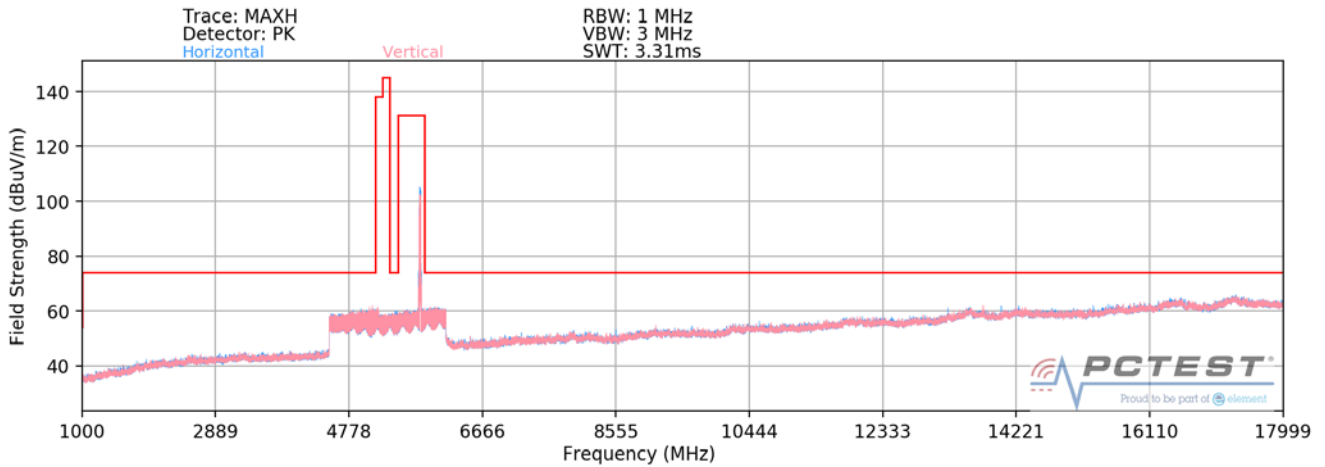


Plot 7-321. Radiated Spurious Plot above 1GHz MIMO (802.11ax – U2A Ch. 56 – 242 Tones)

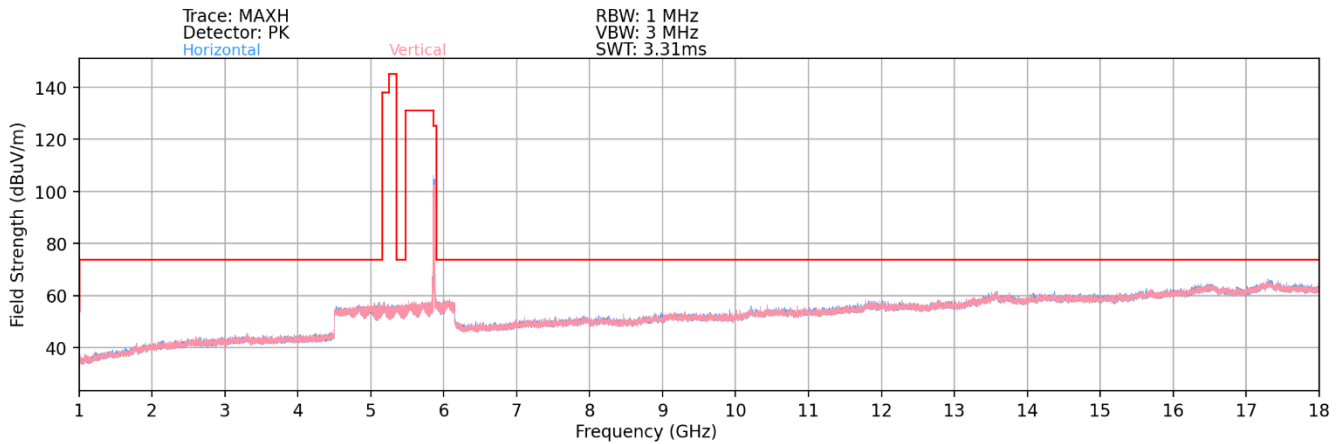


Plot 7-322. Radiated Spurious Plot above 1GHz MIMO (802.11ax – U2C Ch. 120 – 242 Tones)

FCC ID: A3LSMS908U		MEASUREMENT REPORT (CERTIFICATION)		Approved by: Technical Manager
Test Report S/N: 1M2109090102-12.A3L	Test Dates: 9/14/2021 - 11/12/2021	EUT Type: Portable Handset		Page 216 of 242



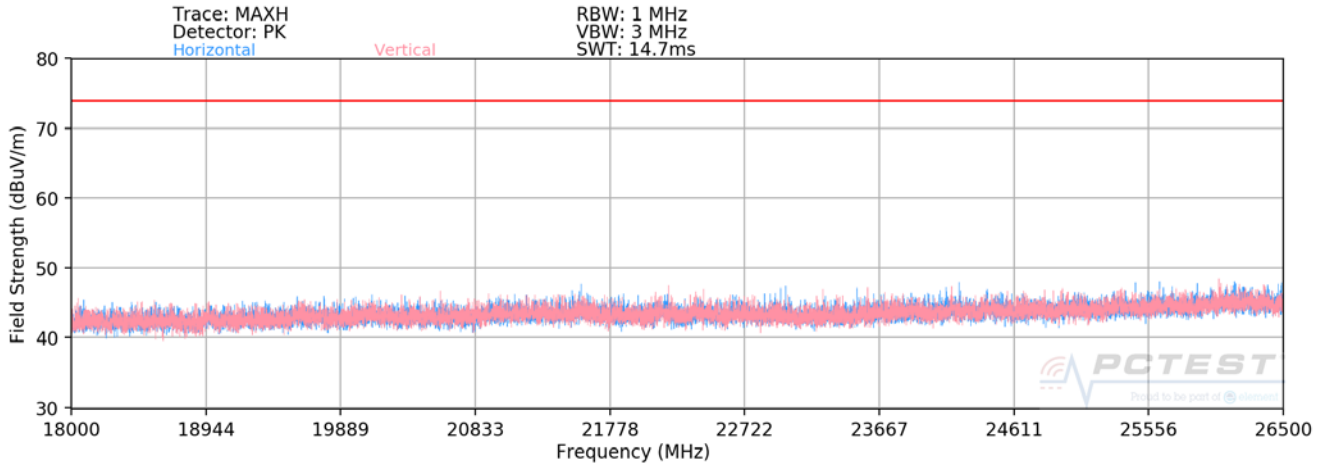
Plot 7-323. Radiated Spurious Plot above 1GHz MIMO (802.11ax – U3 Ch. 157 – 242 Tones)



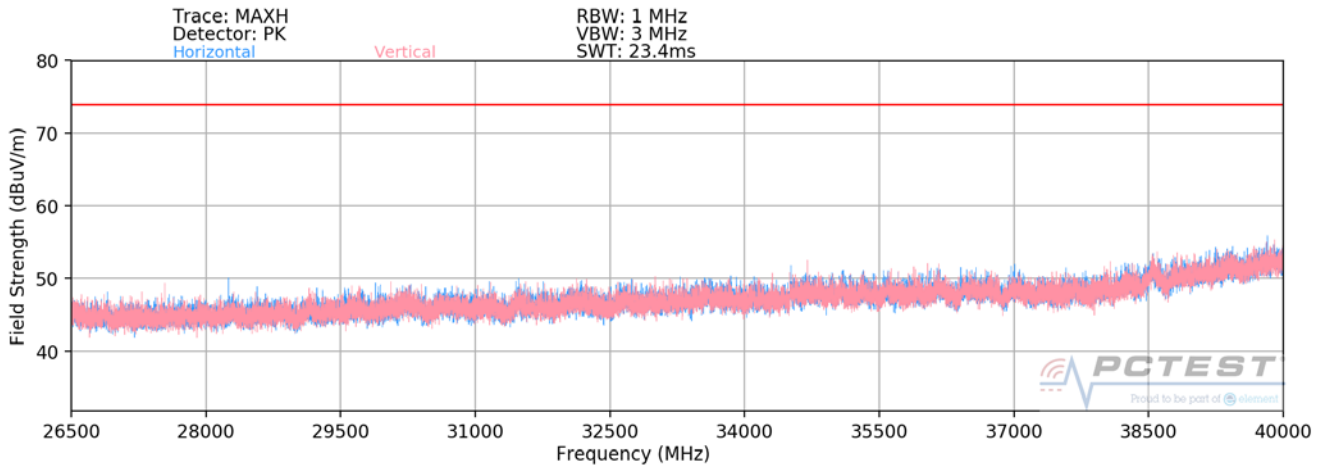
Plot 7-324. Radiated Spurious Plot above 1GHz MIMO (802.11ax – U4 Ch. 173 – 242 Tones)

FCC ID: A3LSMS908U		MEASUREMENT REPORT (CERTIFICATION)		Approved by: Technical Manager
Test Report S/N: 1M2109090102-12.A3L	Test Dates: 9/14/2021 - 11/12/2021	EUT Type: Portable Handset		Page 217 of 242

MIMO Radiated Spurious Emissions Measurements (Above 18GHz)



Plot 7-325. Radiated Spurious Plot 18GHz - 26.5GHz MIMO (802.11ax – 242 Tones)



Plot 7-326. Radiated Spurious Plot 26.5GHz - 40GHz MIMO (802.11ax – 242 Tones)

FCC ID: A3LSMS908U		MEASUREMENT REPORT (CERTIFICATION)	 Approved by: Technical Manager
Test Report S/N: 1M2109090102-12.A3L	Test Dates: 9/14/2021 - 11/12/2021	EUT Type: Portable Handset	Page 218 of 242

MIMO Radiated Spurious Emission Measurements (242 Tones)

§15.407(b) §15.205 & §15.209; RSS-Gen [8.9]

Worst Case Mode: 802.11ax (20MHz BW)
 Worst Case Transfer Rate: MCS0
 RU Index: 61
 Distance of Measurements: 1 & 3 Meters
 Operating Frequency: 5180MHz
 Channel: 36

Frequency [MHz]	Detector	Ant. Pol. [H/V]	Antenna Height [cm]	Turntable Azimuth [degree]	Analyzer Level [dBm]	AFCL [dB/m]	Distance Correction Factor [dB]	Field Strength [dBµV/m]	Limit [dBµV/m]	Margin [dB]
10360.00	Peak	V	192	21	-64.81	19.95	0.00	62.14	68.20	-6.06
* 15540.00	Average	V	-	-	-88.37	29.30	0.00	47.93	53.98	-6.05
* 15540.00	Peak	V	-	-	-77.34	29.30	0.00	58.96	73.98	-15.02
* 20720.00	Average	V	-	-	-69.29	4.37	-9.54	32.54	53.98	-21.44
* 20720.00	Peak	V	-	-	-58.24	4.37	-9.54	43.59	73.98	-30.39
25900.00	Peak	V	-	-	-57.71	5.87	-9.54	45.61	68.20	-22.59

Table 7-65. Radiated Measurements MIMO (242 Tones)

Worst Case Mode: 802.11ax (20MHz BW)
 Worst Case Transfer Rate: MCS0
 RU Index: 61
 Distance of Measurements: 1 & 3 Meters
 Operating Frequency: 5200MHz
 Channel: 40

Frequency [MHz]	Detector	Ant. Pol. [H/V]	Antenna Height [cm]	Turntable Azimuth [degree]	Analyzer Level [dBm]	AFCL [dB/m]	Distance Correction Factor [dB]	Field Strength [dBµV/m]	Limit [dBµV/m]	Margin [dB]
10400.00	Peak	V	211	26	-64.88	20.31	0.00	62.43	68.20	-5.77
* 15600.00	Average	V	-	-	-88.62	28.77	0.00	47.15	53.98	-6.83
* 15600.00	Peak	V	-	-	-77.36	28.77	0.00	58.41	73.98	-15.57
* 20800.00	Average	V	-	-	-69.35	4.47	-9.54	32.57	53.98	-21.41
* 20800.00	Peak	V	-	-	-57.68	4.47	-9.54	44.25	73.98	-29.73
26000.00	Peak	V	-	-	-57.83	6.04	-9.54	45.66	68.20	-22.54

Table 7-66. Radiated Measurements MIMO (242 Tones)

FCC ID: A3LSMS908U		MEASUREMENT REPORT (CERTIFICATION)		Approved by: Technical Manager
Test Report S/N: 1M2109090102-12.A3L	Test Dates: 9/14/2021 - 11/12/2021	EUT Type: Portable Handset		Page 219 of 242

Worst Case Mode: 802.11ax (20MHz BW)
 Worst Case Transfer Rate: MCS0
 RU Index: 61
 Distance of Measurements: 1 & 3 Meters
 Operating Frequency: 5240MHz
 Channel: 48

Frequency [MHz]	Detector	Ant. Pol. [H/V]	Antenna Height [cm]	Turntable Azimuth [degree]	Analyzer Level [dBm]	AFCL [dB/m]	Distance Correction Factor [dB]	Field Strength [dBμV/m]	Limit [dBμV/m]	Margin [dB]
10480.00	Peak	V	134	23	-65.08	20.80	0.00	62.72	68.20	-5.48
* 15720.00	Average	V	-	-	-88.47	29.07	0.00	47.60	53.98	-6.38
* 15720.00	Peak	V	-	-	-77.41	29.07	0.00	58.66	73.98	-15.32
* 20960.00	Average	V	-	-	-68.91	4.65	-9.54	33.20	53.98	-20.78
* 20960.00	Peak	V	-	-	-56.99	4.65	-9.54	45.13	73.98	-28.85
26200.00	Peak	V	-	-	-57.54	5.76	-9.54	45.68	68.20	-22.52

Table 7-67. Radiated Measurements MIMO (242 Tones)

Worst Case Mode: 802.11ax (20MHz BW)
 Worst Case Transfer Rate: MCS0
 RU Index: 61
 Distance of Measurements: 1 & 3 Meters
 Operating Frequency: 5260MHz
 Channel: 52

Frequency [MHz]	Detector	Ant. Pol. [H/V]	Antenna Height [cm]	Turntable Azimuth [degree]	Analyzer Level [dBm]	AFCL [dB/m]	Distance Correction Factor [dB]	Field Strength [dBμV/m]	Limit [dBμV/m]	Margin [dB]
10520.00	Peak	V	205	20	-62.12	20.29	0.00	65.17	68.20	-3.03
* 15780.00	Average	V	-	-	-87.87	28.77	0.00	47.90	53.98	-6.08
* 15780.00	Peak	V	-	-	-76.68	28.77	0.00	59.09	73.98	-14.89
* 21040.00	Average	V	-	-	-69.98	4.68	-9.54	32.16	53.98	-21.82
* 21040.00	Peak	V	-	-	-58.85	4.68	-9.54	43.29	73.98	-30.69
26300.00	Peak	V	-	-	-56.49	5.68	-9.54	46.65	68.20	-21.55

Table 7-68. Radiated Measurements MIMO (242 Tones)

FCC ID: A3LSMS908U		MEASUREMENT REPORT (CERTIFICATION)		Approved by: Technical Manager
Test Report S/N: 1M2109090102-12.A3L	Test Dates: 9/14/2021 - 11/12/2021	EUT Type: Portable Handset	Page 220 of 242	

Worst Case Mode: 802.11ax (20MHz BW)
 Worst Case Transfer Rate: MCS0
 RU Index: 61
 Distance of Measurements: 1 & 3 Meters
 Operating Frequency: 5280MHz
 Channel: 56

Frequency [MHz]	Detector	Ant. Pol. [H/V]	Antenna Height [cm]	Turntable Azimuth [degree]	Analyzer Level [dBm]	AFCL [dB/m]	Distance Correction Factor [dB]	Field Strength [dBµV/m]	Limit [dBµV/m]	Margin [dB]
10560.00	Peak	V	141	26	-65.85	20.86	0.00	62.01	68.20	-6.19
* 15840.00	Average	V	-	-	-87.77	28.90	0.00	48.13	53.98	-5.85
* 15840.00	Peak	V	-	-	-76.74	28.90	0.00	59.16	73.98	-14.82
* 21120.00	Average	V	-	-	-68.20	4.78	-9.54	34.03	53.98	-19.95
* 21120.00	Peak	V	-	-	-57.13	4.78	-9.54	45.10	73.98	-28.88
* 26400.00	Peak	V	-	-	-58.32	5.75	-9.54	44.89	68.20	-23.31

Table 7-69. Radiated Measurements MIMO (242 Tones)

Worst Case Mode: 802.11ax (20MHz BW)
 Worst Case Transfer Rate: MCS0
 RU Index: 61
 Distance of Measurements: 1 & 3 Meters
 Operating Frequency: 5320MHz
 Channel: 64

Frequency [MHz]	Detector	Ant. Pol. [H/V]	Antenna Height [cm]	Turntable Azimuth [degree]	Analyzer Level [dBm]	AFCL [dB/m]	Distance Correction Factor [dB]	Field Strength [dBµV/m]	Limit [dBµV/m]	Margin [dB]
* 10640.00	Average	V	253	21	-77.94	20.66	0.00	49.72	53.98	-4.26
* 10640.00	Peak	V	253	21	-66.29	20.66	0.00	61.37	73.98	-12.61
* 15960.00	Average	V	-	-	-88.26	29.02	0.00	47.76	53.98	-6.22
* 15960.00	Peak	V	-	-	-77.11	29.02	0.00	58.91	73.98	-15.07
* 21280.00	Average	V	-	-	-68.80	4.92	-9.54	33.58	53.98	-20.40
* 21280.00	Peak	V	-	-	-57.54	4.92	-9.54	44.84	73.98	-29.14
* 26600.00	Peak	V	-	-	-58.60	5.78	-9.54	44.64	68.20	-23.56

Table 7-70. Radiated Measurements MIMO (242 Tones)

Worst Case Mode: 802.11ax (20MHz BW)

FCC ID: A3LSMS908U		MEASUREMENT REPORT (CERTIFICATION)		Approved by: Technical Manager
Test Report S/N: 1M2109090102-12.A3L	Test Dates: 9/14/2021 - 11/12/2021	EUT Type: Portable Handset	Page 221 of 242	

Worst Case Transfer Rate: MCS0
 RU Index: 61
 Distance of Measurements: 1 & 3 Meters
 Operating Frequency: 5500MHz
 Channel: 100

Frequency [MHz]	Detector	Ant. Pol. [H/V]	Antenna Height [cm]	Turntable Azimuth [degree]	Analyzer Level [dBm]	AFCL [dB/m]	Distance Correction Factor [dB]	Field Strength [dBμV/m]	Limit [dBμV/m]	Margin [dB]
* 11000.00	Average	V	139	310	-82.68	21.50	0.00	45.82	53.98	-8.16
* 11000.00	Peak	V	139	310	-70.91	21.50	0.00	57.59	73.98	-16.39
16500.00	Peak	V	-	-	-77.49	30.30	0.00	59.81	68.20	-8.39
22000.00	Peak	V	-	-	-58.60	4.80	-9.54	43.66	68.20	-24.54
27500.00	Peak	V	-	-	-57.70	5.93	-9.54	45.69	68.20	-22.51

Table 7-71. Radiated Measurements MIMO (242 Tones)

Worst Case Mode: 802.11ax (20MHz BW)
 Worst Case Transfer Rate: MCS0
 RU Index: 61
 Distance of Measurements: 1 & 3 Meters
 Operating Frequency: 5600MHz
 Channel: 120

Frequency [MHz]	Detector	Ant. Pol. [H/V]	Antenna Height [cm]	Turntable Azimuth [degree]	Analyzer Level [dBm]	AFCL [dB/m]	Distance Correction Factor [dB]	Field Strength [dBμV/m]	Limit [dBμV/m]	Margin [dB]
* 11200.00	Average	V	122	313	-84.83	21.58	0.00	43.75	53.98	-10.23
* 11200.00	Peak	V	122	313	-73.77	21.58	0.00	54.81	73.98	-19.17
16800.00	Peak	V	-	-	-77.70	30.19	0.00	59.49	68.20	-8.71
* 22400.00	Average	V	-	-	-69.94	4.84	-9.54	32.35	53.98	-21.63
* 22400.00	Peak	V	-	-	-56.88	4.84	-9.54	45.41	73.98	-28.57
28000.00	Peak	V	-	-	-58.14	6.12	-9.54	45.43	68.20	-22.77

Table 7-72. Radiated Measurements MIMO (242 Tones)

FCC ID: A3LSMS908U		MEASUREMENT REPORT (CERTIFICATION)		Approved by: Technical Manager
Test Report S/N: 1M2109090102-12.A3L	Test Dates: 9/14/2021 - 11/12/2021	EUT Type: Portable Handset		Page 222 of 242

Worst Case Mode: 802.11ax (20MHz BW)
 Worst Case Transfer Rate: MCS0
 RU Index: 61
 Distance of Measurements: 1 & 3 Meters
 Operating Frequency: 5720MHz
 Channel: 144

Frequency [MHz]	Detector	Ant. Pol. [H/V]	Antenna Height [cm]	Turntable Azimuth [degree]	Analyzer Level [dBm]	AFCL [dB/m]	Distance Correction Factor [dB]	Field Strength [dBμV/m]	Limit [dBμV/m]	Margin [dB]
* 11440.00	Average	V	116	35	-85.21	21.84	0.00	43.63	53.98	-10.35
* 11440.00	Peak	V	116	35	-73.08	21.84	0.00	55.76	73.98	-18.22
17160.00	Peak	V	-	-	-77.18	30.41	0.00	60.23	68.20	-7.97
* 22880.00	Average	V	-	-	-69.63	4.77	-9.54	32.60	53.98	-21.38
* 22880.00	Peak	V	-	-	-57.23	4.77	-9.54	45.00	73.98	-28.98
28600.00	Peak	V	-	-	-58.46	6.32	-9.54	45.31	68.20	-22.89

Table 7-73. Radiated Measurements MIMO (242 Tones)

Worst Case Mode: 802.11ax (20MHz BW)
 Worst Case Transfer Rate: MCS0
 RU Index: 61
 Distance of Measurements: 1 & 3 Meters
 Operating Frequency: 5745MHz
 Channel: 149

Frequency [MHz]	Detector	Ant. Pol. [H/V]	Antenna Height [cm]	Turntable Azimuth [degree]	Analyzer Level [dBm]	AFCL [dB/m]	Distance Correction Factor [dB]	Field Strength [dBμV/m]	Limit [dBμV/m]	Margin [dB]
* 11490.00	Average	V	250	41	-85.13	21.98	0.00	43.85	53.98	-10.13
* 11490.00	Peak	V	250	41	-73.54	21.98	0.00	55.44	73.98	-18.54
17235.00	Peak	V	-	-	-77.92	31.06	0.00	60.14	68.20	-8.06
* 22980.00	Average	V	-	-	-70.56	4.67	-9.54	31.56	53.98	-22.41
* 22980.00	Peak	V	-	-	-58.02	4.67	-9.54	44.11	73.98	-29.87
28725.00	Peak	V	-	-	-57.31	6.42	-9.54	46.56	68.20	-21.64

Table 7-74. Radiated Measurements MIMO (242 Tones)

FCC ID: A3LSMS908U		MEASUREMENT REPORT (CERTIFICATION)		Approved by: Technical Manager
Test Report S/N: 1M2109090102-12.A3L	Test Dates: 9/14/2021 - 11/12/2021	EUT Type: Portable Handset	Page 223 of 242	

Worst Case Mode: 802.11ax (20MHz BW)
 Worst Case Transfer Rate: MCS0
 RU Index: 61
 Distance of Measurements: 1 & 3 Meters
 Operating Frequency: 5785MHz
 Channel: 157

Frequency [MHz]	Detector	Ant. Pol. [H/V]	Antenna Height [cm]	Turntable Azimuth [degree]	Analyzer Level [dBm]	AFCL [dB/m]	Distance Correction Factor [dB]	Field Strength [dBμV/m]	Limit [dBμV/m]	Margin [dB]
* 11570.00	Average	V	-	-	-85.42	22.21	0.00	43.79	53.98	-10.19
* 11570.00	Peak	V	-	-	-74.57	22.21	0.00	54.64	73.98	-19.34
17355.00	Peak	V	-	-	-77.68	31.07	0.00	60.39	68.20	-7.81
23140.00	Peak	V	-	-	-57.53	4.61	-9.54	44.53	68.20	-23.67
28925.00	Peak	V	-	-	-58.10	6.50	-9.54	45.85	68.20	-22.35

Table 7-75. Radiated Measurements MIMO (242 Tones)

Worst Case Mode: 802.11ax (20MHz BW)
 Worst Case Transfer Rate: MCS0
 RU Index: 61
 Distance of Measurements: 1 & 3 Meters
 Operating Frequency: 5825MHz
 Channel: 165

Frequency [MHz]	Detector	Ant. Pol. [H/V]	Antenna Height [cm]	Turntable Azimuth [degree]	Analyzer Level [dBm]	AFCL [dB/m]	Distance Correction Factor [dB]	Field Strength [dBμV/m]	Limit [dBμV/m]	Margin [dB]
* 11650.00	Average	V	176	30	-85.04	22.09	0.00	44.05	53.98	-9.93
* 11650.00	Peak	V	176	30	-72.97	22.09	0.00	56.12	73.98	-17.86
17475.00	Peak	V	-	-	-76.32	30.99	0.00	61.67	68.20	-6.53
23300.00	Peak	V	-	-	-58.61	4.72	-9.54	43.58	68.20	-24.62
29125.00	Peak	V	-	-	-58.42	6.86	-9.54	45.90	68.20	-22.30

Table 7-76. Radiated Measurements MIMO (242 Tones)

FCC ID: A3LSMS908U		MEASUREMENT REPORT (CERTIFICATION)		Approved by: Technical Manager
Test Report S/N: 1M2109090102-12.A3L	Test Dates: 9/14/2021 - 11/12/2021	EUT Type: Portable Handset	Page 224 of 242	

Worst Case Mode: 802.11ax (20MHz BW)
 Worst Case Transfer Rate: MCS0
 RU Index: 61
 Distance of Measurements: 1 & 3 Meters
 Operating Frequency: 5845MHz
 Channel: 169

Frequency [MHz]	Detector	Ant. Pol. [H/V]	Antenna Height [cm]	Turntable Azimuth [degree]	Analyzer Level [dBm]	AFCL [dB/m]	Distance Correction Factor [dB]	Field Strength [dBμV/m]	Limit [dBμV/m]	Margin [dB]
* 11690.00	Average	V	-	-	-85.17	22.12	0.00	43.95	53.98	-10.03
* 11690.00	Peak	V	-	-	-73.13	22.12	0.00	55.99	73.98	-17.99
17535.00	Peak	V	-	-	-78.81	31.35	0.00	59.54	68.20	-8.66
23380.00	Peak	V	-	-	-61.69	4.67	-9.54	40.43	68.20	-27.77
29225.00	Peak	V	-	-	-61.05	6.67	-9.54	43.08	68.20	-25.12
35070.00	Peak	V	-	-	-61.97	8.57	-9.54	44.05	68.20	-24.15

Table 7-77. Radiated Measurements MIMO (242 Tones)

Worst Case Mode: 802.11ax (20MHz BW)
 Worst Case Transfer Rate: MCS0
 RU Index: 61
 Distance of Measurements: 1 & 3 Meters
 Operating Frequency: 5865MHz
 Channel: 173

Frequency [MHz]	Detector	Ant. Pol. [H/V]	Antenna Height [cm]	Turntable Azimuth [degree]	Analyzer Level [dBm]	AFCL [dB/m]	Distance Correction Factor [dB]	Field Strength [dBμV/m]	Limit [dBμV/m]	Margin [dB]
* 11730.00	Average	V	-	-	-84.47	21.84	0.00	44.37	53.98	-9.61
* 11730.00	Peak	V	-	-	-72.87	21.84	0.00	55.97	73.98	-18.01
17595.00	Peak	V	-	-	-78.18	30.82	0.00	59.64	68.20	-8.56
23460.00	Peak	V	-	-	-61.66	4.63	-9.54	40.42	68.20	-27.78
29325.00	Peak	V	-	-	-61.81	6.99	-9.54	42.64	68.20	-25.56
35190.00	Peak	V	-	-	-61.75	8.73	-9.54	44.43	68.20	-23.77

Table 7-78. Radiated Measurements MIMO (242 Tones)

FCC ID: A3LSMS908U		MEASUREMENT REPORT (CERTIFICATION)		Approved by: Technical Manager
Test Report S/N: 1M2109090102-12.A3L	Test Dates: 9/14/2021 - 11/12/2021	EUT Type: Portable Handset		Page 225 of 242

Worst Case Mode: 802.11ax (20MHz BW)
 Worst Case Transfer Rate: MCS0
 RU Index: 61
 Distance of Measurements: 1 & 3 Meters
 Operating Frequency: 5885MHz
 Channel: 177

Frequency [MHz]	Detector	Ant. Pol. [H/V]	Antenna Height [cm]	Turntable Azimuth [degree]	Analyzer Level [dBm]	AFCL [dB/m]	Distance Correction Factor [dB]	Field Strength [dBμV/m]	Limit [dBμV/m]	Margin [dB]
* 11770.00	Average	V	-	-	-85.57	22.55	0.00	43.98	53.98	-10.00
* 11770.00	Peak	V	-	-	-73.49	22.55	0.00	56.06	73.98	-17.92
17655.00	Peak	V	-	-	-78.77	31.48	0.00	59.71	68.20	-8.49
23540.00	Peak	V	-	-	-61.86	4.72	-9.54	40.31	68.20	-27.89
29425.00	Peak	V	-	-	-62.26	7.00	-9.54	42.20	68.20	-26.00
35310.00	Peak	V	-	-	-60.85	8.79	-9.54	45.40	68.20	-22.80

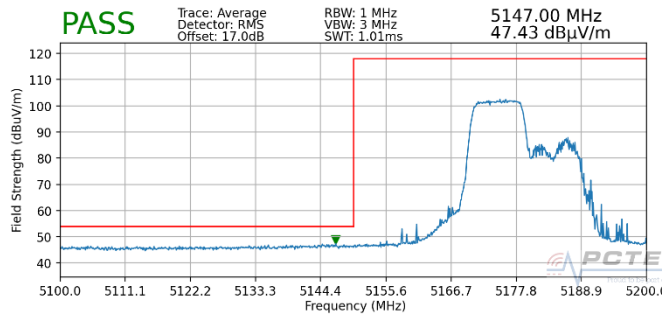
Table 7-79. Radiated Measurements MIMO (242 Tones)

FCC ID: A3LSMS908U		MEASUREMENT REPORT (CERTIFICATION)		Approved by: Technical Manager
Test Report S/N: 1M2109090102-12.A3L	Test Dates: 9/14/2021 - 11/12/2021	EUT Type: Portable Handset		Page 226 of 242

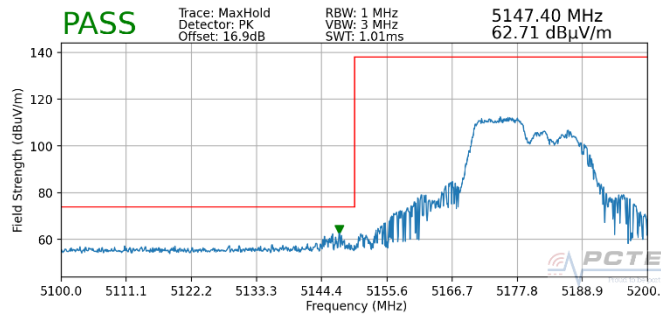
7.6.2 MIMO Radiated Band Edge Measurements (20MHz BW) §15.407(b.1)(b.2) §15.205 §15.209; RSS-Gen [8.9]

106 Tones

Worst Case Mode:	802.11ax
Worst Case Transfer Rate:	MCS0
RU Index:	53
Distance of Measurements:	3 Meters
Operating Frequency:	5180MHz
Channel:	36

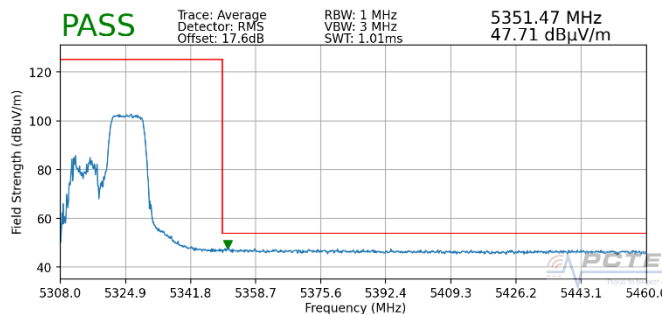


**Plot 7-327. Radiated Lower Band Edge Plot MIMO
(Average – UNII Band 1 – 106 Tones)**

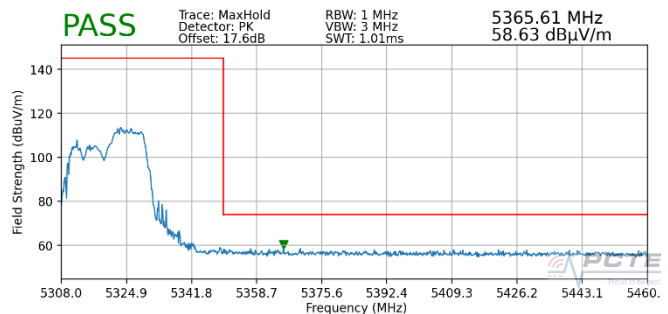


**Plot 7-328. Radiated Lower Band Edge Plot MIMO
(Peak – UNII Band 1 – 106 Tones)**

Worst Case Mode:	802.11ax
Worst Case Transfer Rate:	MCS0
RU Index:	54
Distance of Measurements:	3 Meters
Operating Frequency:	5320MHz
Channel:	64



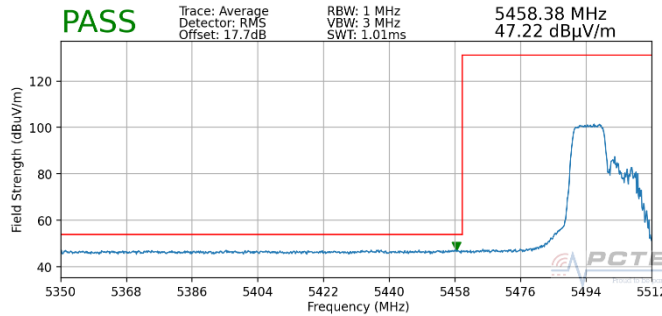
**Plot 7-329. Radiated Upper Band Edge Plot MIMO
(Average – UNII Band 2A – 106 Tones)**



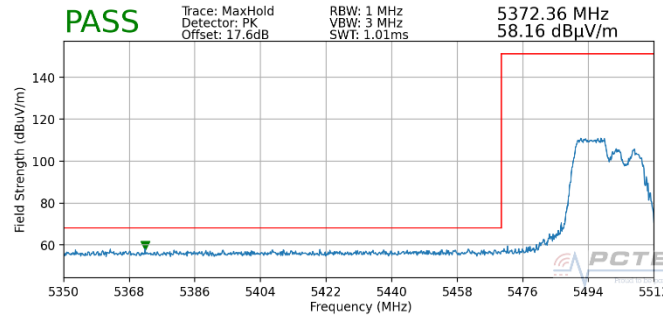
**Plot 7-330. Radiated Upper Band Edge Plot MIMO
(Peak – UNII Band 2A – 106 Tones)**

FCC ID: A3LSMS908U		MEASUREMENT REPORT (CERTIFICATION)		Approved by: Technical Manager
Test Report S/N: 1M2109090102-12.A3L	Test Dates: 9/14/2021 - 11/12/2021	EUT Type: Portable Handset		Page 227 of 242

Worst Case Mode: 802.11ax
 Worst Case Transfer Rate: MCS0
 RU Index: 53
 Distance of Measurements: 3 Meters
 Operating Frequency: 5500MHz
 Channel: 100

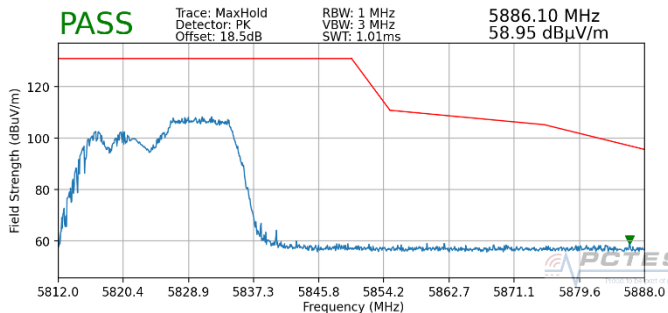


Plot 7-331. Radiated Lower Band Edge Plot MIMO (Average – UNII Band 2C – 106 Tones)



Plot 7-332. Radiated Lower Band Edge Plot MIMO (Peak – UNII Band 2C – 106 Tones)

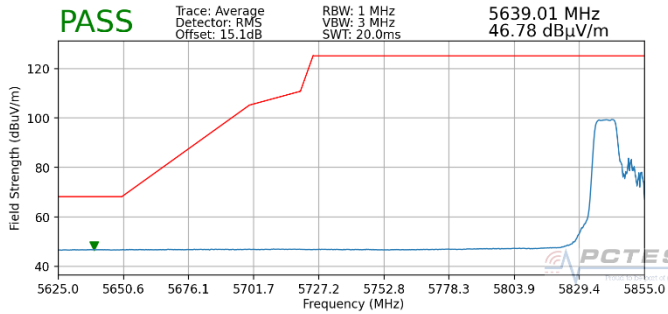
Worst Case Mode: 802.11ax
 Worst Case Transfer Rate: MCS0
 RU Index: 54
 Distance of Measurements: 3 Meters
 Operating Frequency: 5825MHz
 Channel: 165



Plot 7-333. Radiated Upper Band Edge Plot MIMO (Peak – UNII Band 3 – 106 Tones)

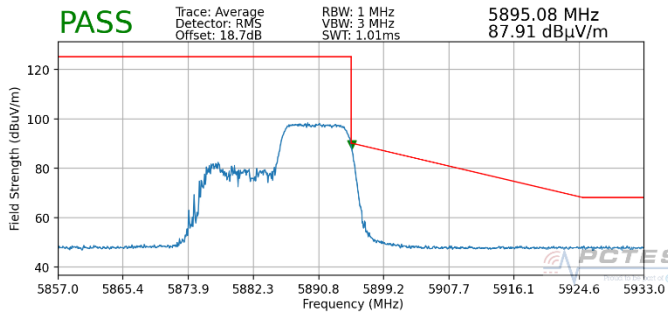
FCC ID: A3LSMS908U		MEASUREMENT REPORT (CERTIFICATION)		Approved by: Technical Manager
Test Report S/N: 1M2109090102-12.A3L	Test Dates: 9/14/2021 - 11/12/2021	EUT Type: Portable Handset		Page 228 of 242

Worst Case Mode: 802.11ax
 Worst Case Transfer Rate: MCS0
 RU Index: 54
 Distance of Measurements: 3 Meters
 Operating Frequency: 5885MHz
 Channel: 177



**Plot 7-334. Radiated Lower Band Edge Plot MIMO
(Average – UNII Band 4 – 106 Tones)**

Worst Case Mode: 802.11ax
 Worst Case Transfer Rate: MCS0
 RU Index: 54
 Distance of Measurements: 3 Meters
 Operating Frequency: 5885MHz
 Channel: 177

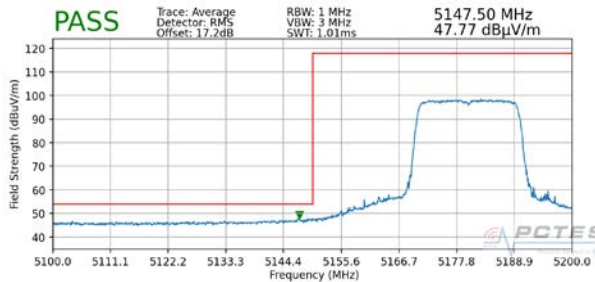


**Plot 7-335. Radiated Upper Band Edge Plot MIMO
(Average – UNII Band 4 – 106 Tones)**

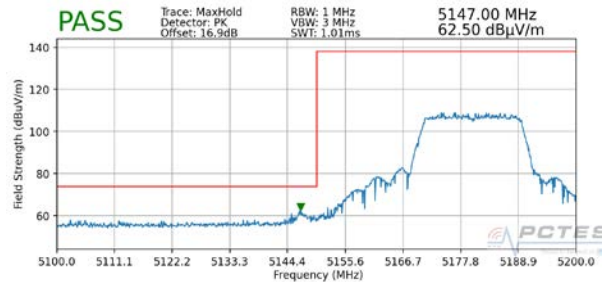
FCC ID: A3LSMS908U		MEASUREMENT REPORT (CERTIFICATION)		Approved by: Technical Manager
Test Report S/N: 1M2109090102-12.A3L	Test Dates: 9/14/2021 - 11/12/2021	EUT Type: Portable Handset	Page 229 of 242	

242 Tones

Worst Case Mode:	802.11ax
Worst Case Transfer Rate:	MCS0
RU Index:	61
Distance of Measurements:	3 Meters
Operating Frequency:	5180MHz
Channel:	36

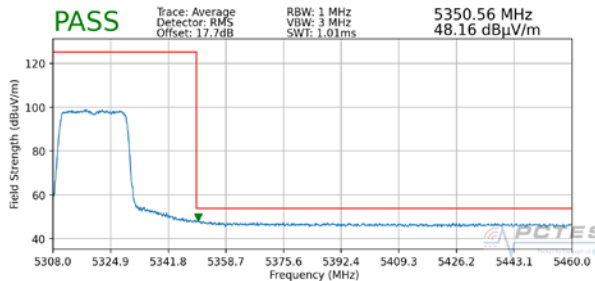


Plot 7-336. Radiated Lower Band Edge Plot MIMO (Average – UNII Band 1 – 242 Tones)

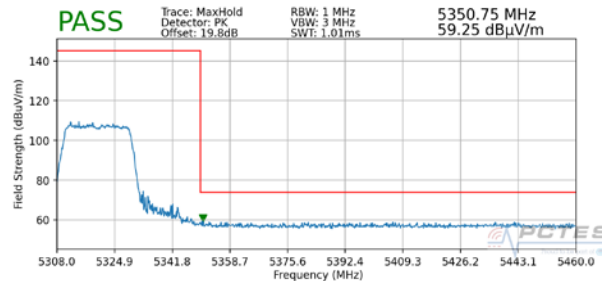


Plot 7-337. Radiated Lower Band Edge Plot MIMO (Peak – UNII Band 1 – 242 Tones)

Worst Case Mode:	802.11ax
Worst Case Transfer Rate:	MCS0
RU Index:	61
Distance of Measurements:	3 Meters
Operating Frequency:	5320MHz
Channel:	64



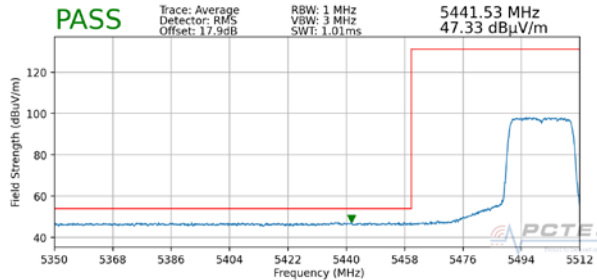
Plot 7-338. Radiated Upper Band Edge Plot MIMO (Average – UNII Band 2A – 242 Tones)



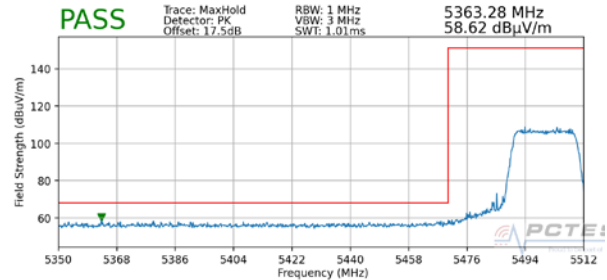
Plot 7-339. Radiated Upper Band Edge Plot MIMO (Peak – UNII Band 2A – 242 Tones)

FCC ID: A3LSMS908U		MEASUREMENT REPORT (CERTIFICATION)		Approved by: Technical Manager
Test Report S/N: 1M2109090102-12.A3L	Test Dates: 9/14/2021 - 11/12/2021	EUT Type: Portable Handset		Page 230 of 242

Worst Case Mode: 802.11ax
 Worst Case Transfer Rate: MCS0
 RU Index: 61
 Distance of Measurements: 3 Meters
 Operating Frequency: 5500MHz
 Channel: 100

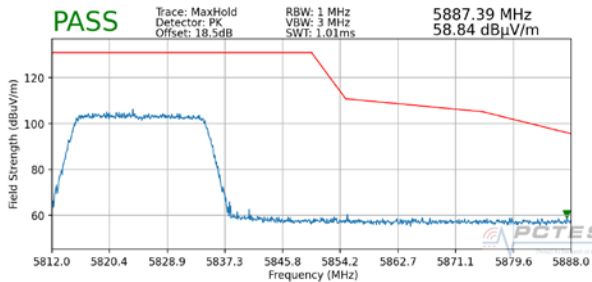


Plot 7-340. Radiated Lower Band Edge Plot MIMO (Average – UNII Band 2C – 242 Tones)



Plot 7-341. Radiated Lower Band Edge Plot MIMO (Peak – UNII Band 2C – 242 Tones)

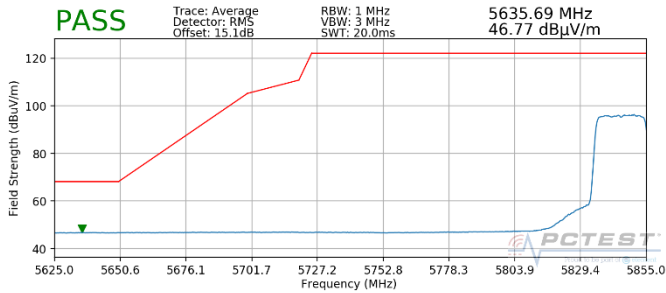
Worst Case Mode: 802.11ax
 Worst Case Transfer Rate: MCS0
 RU Index: 61
 Distance of Measurements: 3 Meters
 Operating Frequency: 5825MHz
 Channel: 165



Plot 7-342. Radiated Upper Band Edge Plot MIMO (Peak – UNII Band 3 – 242 Tones)

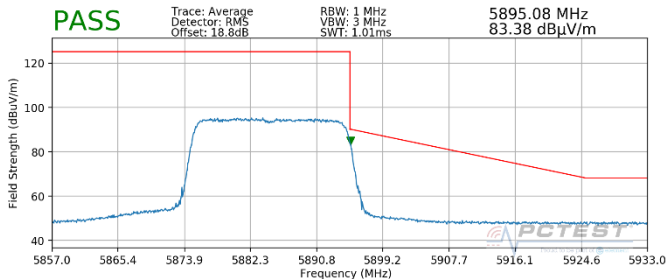
FCC ID: A3LSMS908U		MEASUREMENT REPORT (CERTIFICATION)		Approved by: Technical Manager
Test Report S/N: 1M2109090102-12.A3L	Test Dates: 9/14/2021 - 11/12/2021	EUT Type: Portable Handset		Page 231 of 242

Worst Case Mode: 802.11ax
 Worst Case Transfer Rate: MCS0
 RU Index: 61
 Distance of Measurements: 3 Meters
 Operating Frequency: 5885MHz
 Channel: 177



**Plot 7-343. Radiated Lower Band Edge Plot MIMO
(Average – UNII Band 4 – 242 Tones)**

Worst Case Mode: 802.11ax
 Worst Case Transfer Rate: MCS0
 RU Index: 61
 Distance of Measurements: 3 Meters
 Operating Frequency: 5885MHz
 Channel: 177



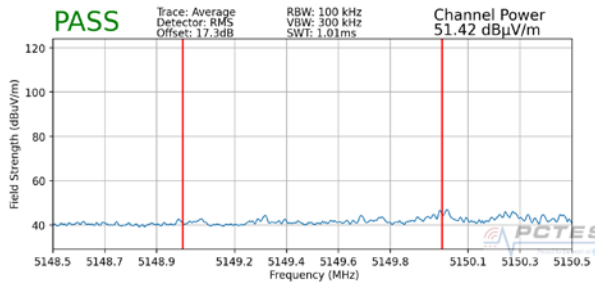
**Plot 7-344. Radiated Upper Band Edge Plot MIMO
(Average – UNII Band – 242 Tones)**

FCC ID: A3LSMS908U		MEASUREMENT REPORT (CERTIFICATION)		Approved by: Technical Manager
Test Report S/N: 1M2109090102-12.A3L	Test Dates: 9/14/2021 - 11/12/2021	EUT Type: Portable Handset	Page 232 of 242	

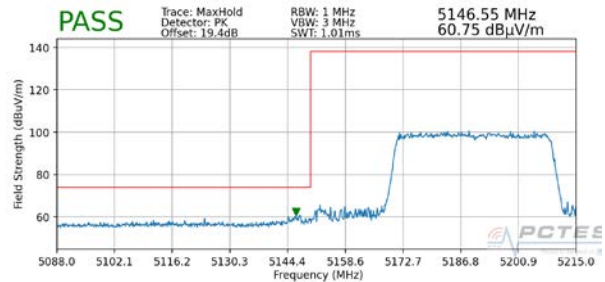
7.6.3 MIMO Radiated Band Edge Measurements (40MHz BW) §15.407(b.1)(b.2) §15.205 §15.209; RSS-Gen [8.9]

484 Tones

Worst Case Mode:	802.11ax
Worst Case Transfer Rate:	MCS0
RU Index:	65
Distance of Measurements:	3 Meters
Operating Frequency:	5190MHz
Channel:	38

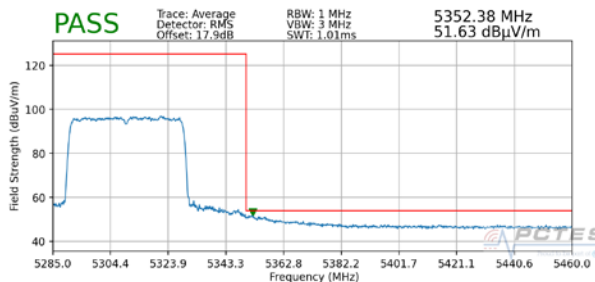


Plot 7-345. Radiated Lower Band Edge Plot MIMO (Average – UNII Band 1 – 484 Tones)

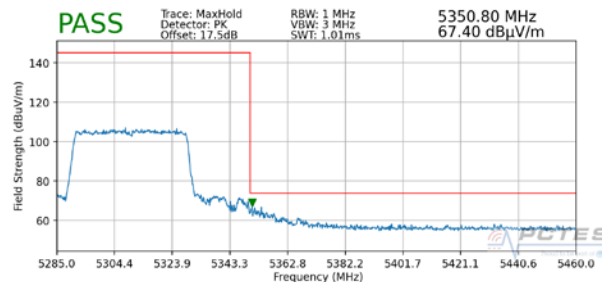


Plot 7-346. Radiated Lower Band Edge Plot MIMO (Peak – UNII Band 1 – 484 Tones)

Worst Case Mode:	802.11ax
Worst Case Transfer Rate:	MCS0
RU Index:	65
Distance of Measurements:	3 Meters
Operating Frequency:	5310MHz
Channel:	62



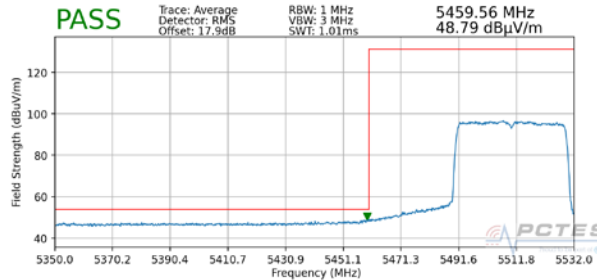
Plot 7-347. Radiated Upper Band Edge Plot MIMO (Average – UNII Band 2A – 484 Tones)



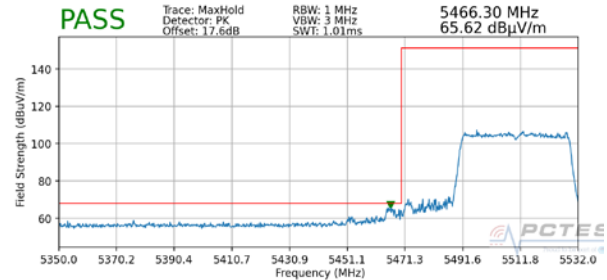
Plot 7-348. Radiated Upper Band Edge Plot MIMO (Peak – UNII Band 2A – 484 Tones)

FCC ID: A3LSMS908U		MEASUREMENT REPORT (CERTIFICATION)		Approved by: Technical Manager
Test Report S/N: 1M2109090102-12.A3L	Test Dates: 9/14/2021 - 11/12/2021	EUT Type: Portable Handset		Page 233 of 242

Worst Case Mode: 802.11ax
 Worst Case Transfer Rate: MCS0
 RU Index: 65
 Distance of Measurements: 3 Meters
 Operating Frequency: 5510MHz
 Channel: 102

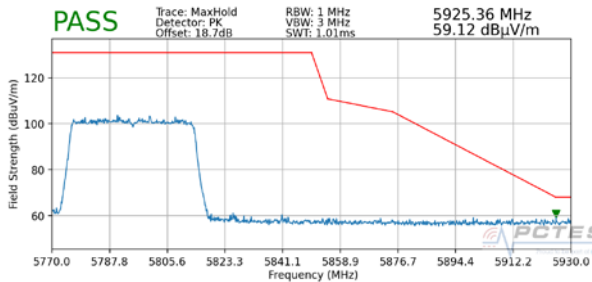


Plot 7-349. Radiated Lower Band Edge Plot MIMO (Average – UNII Band 2C – 484 Tones)



Plot 7-350. Radiated Lower Band Edge Plot MIMO (Peak – UNII Band 2C – 484 Tones)

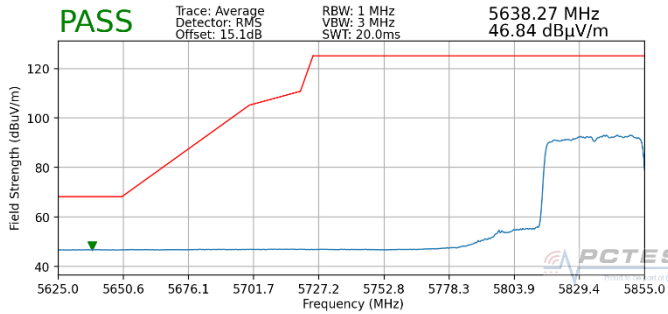
Worst Case Mode: 802.11ax
 Worst Case Transfer Rate: MCS0
 RU Index: 65
 Distance of Measurements: 3 Meters
 Operating Frequency: 5795MHz
 Channel: 159



Plot 7-351. Radiated Upper Band Edge Plot MIMO (Peak – UNII Band 3 – 484 Tones)

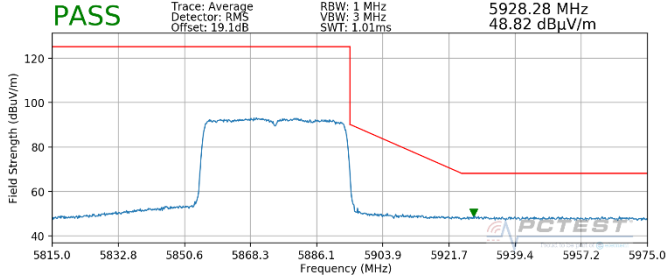
FCC ID: A3LSMS908U		MEASUREMENT REPORT (CERTIFICATION)		Approved by: Technical Manager
Test Report S/N: 1M2109090102-12.A3L	Test Dates: 9/14/2021 - 11/12/2021	EUT Type: Portable Handset		Page 234 of 242

Worst Case Mode: 802.11ax
 Worst Case Transfer Rate: MCS0
 RU Index: 65
 Distance of Measurements: 3 Meters
 Operating Frequency: 5875MHz
 Channel: 175



**Plot 7-352. Radiated Lower Band Edge Plot MIMO
(Average – UNII Band 4 – 484 Tones)**

Worst Case Mode: 802.11ax
 Worst Case Transfer Rate: MCS0
 RU Index: 65
 Distance of Measurements: 3 Meters
 Operating Frequency: 5875MHz
 Channel: 175



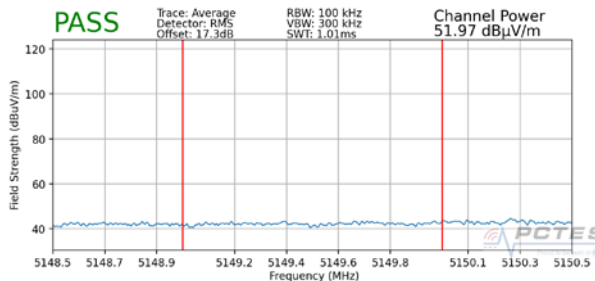
**Plot 7-353. Radiated Upper Band Edge Plot MIMO
(Average – UNII Band 4 – 484 Tones)**

FCC ID: A3LSMS908U		MEASUREMENT REPORT (CERTIFICATION)		Approved by: Technical Manager
Test Report S/N: 1M2109090102-12.A3L	Test Dates: 9/14/2021 - 11/12/2021	EUT Type: Portable Handset		Page 235 of 242

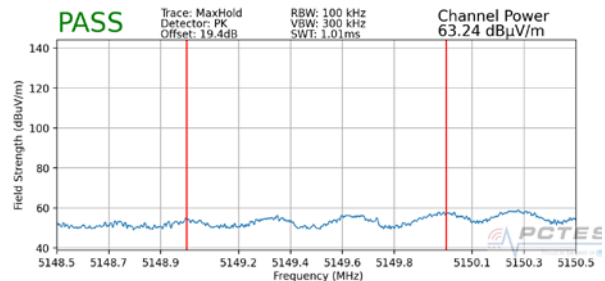
7.6.4 MIMO Radiated Band Edge Measurements (80MHz BW) §15.407(b.1)(b.2) §15.205 §15.209; RSS-Gen [8.9]

996 Tones

Worst Case Mode:	802.11ax
Worst Case Transfer Rate:	MCS0
RU Index:	67
Distance of Measurements:	3 Meters
Operating Frequency:	5210MHz
Channel:	42

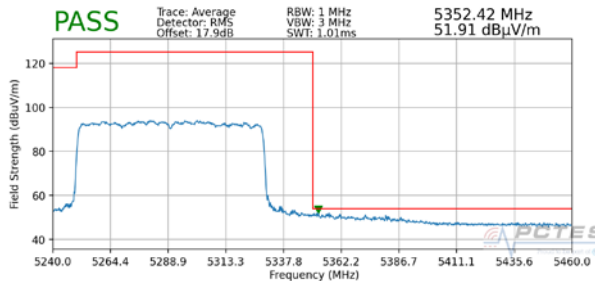


Plot 7-354. Radiated Lower Band Edge Plot MIMO
(Average – UNII Band 1 – 996 Tones)

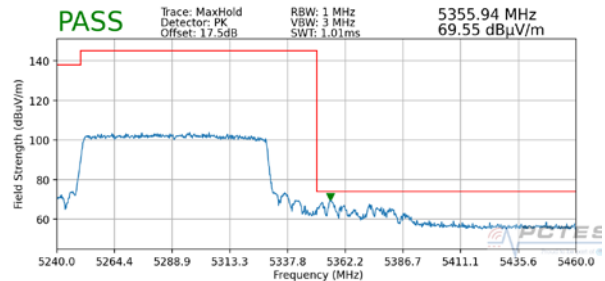


Plot 7-355. Radiated Lower Band Edge Plot MIMO
(Peak – UNII Band 1 – 996 Tones)

Worst Case Mode:	802.11ax
Worst Case Transfer Rate:	MCS0
RU Index:	67
Distance of Measurements:	3 Meters
Operating Frequency:	5290MHz
Channel:	58



Plot 7-356. Radiated Upper Band Edge Plot MIMO
(Average – UNII Band 2A – 996 Tones)



Plot 7-357. Radiated Upper Band Edge Plot MIMO
(Peak – UNII Band 2A – 996 Tones)

FCC ID: A3LSMS908U		MEASUREMENT REPORT (CERTIFICATION)		Approved by: Technical Manager
Test Report S/N: 1M2109090102-12.A3L	Test Dates: 9/14/2021 - 11/12/2021	EUT Type: Portable Handset		Page 236 of 242