





APPENDIX B: TEST SETUP PHOTOGRAPHS



FCC ID: A3LSMS908U	 PCTEST <small>Proud to be part of element</small> PART 2 RF EXPOSURE EVALUATION REPORT	 Approved by: Quality Manager
Test Dates: 10/11/2021-11/18/2021	DUT Type: Portable Handset	APPENDIX B: Page 1 of 8




Test Setup Photo 1 – Conducted Test Setup (Figure 6-1a)




Test Setup Photo 2 – Conducted Test Setup (Figure 6-1a)



<p>FCC ID: A3LSMS908U</p>	<p> PART 2 RF EXPOSURE EVALUATION REPORT</p>	<p> Approved by: Quality Manager</p>
<p>Test Dates: 10/11/2021-11/18/2021</p>	<p>DUT Type: Portable Handset</p>	<p>APPENDIX B: Page 2 of 8</p>




Test Setup Photo 3- Conducted Test Setup (Figure 6-1b)




Test Setup Photo 4 – Conducted Test Setup (Figure 6-1a)



FCC ID: A3LSMS908U	 PART 2 RF EXPOSURE EVALUATION REPORT 	Approved by: Quality Manager
Test Dates: 10/11/2021-11/18/2021	DUT Type: Portable Handset	APPENDIX B: Page 3 of 8




Test Setup Photo 5 – Conducted Test Setup (Figure 6-1c)




Test Setup Photo 6 – Body, Back Side at 0mm



FCC ID: A3LSMS908U	 PART 2 RF EXPOSURE EVALUATION REPORT 	Approved by: Quality Manager
Test Dates: 10/11/2021-11/18/2021	DUT Type: Portable Handset	APPENDIX B: Page 4 of 8




Test Setup Photo 7 – Body, Bottom Edge at 0mm




Test Setup Photo 8 – Body, Top Edge at 10mm



FCC ID: A3LSMS908U	 PART 2 RF EXPOSURE EVALUATION REPORT 	Approved by: Quality Manager
Test Dates: 10/11/2021-11/18/2021	DUT Type: Portable Handset	APPENDIX B: Page 5 of 8




Test Setup Photo 9 – Body, Bottom edge at 10 mm




Test Setup Photo 10 – Body, Left edge at 10 mm



FCC ID: A3LSMS908U	 PART 2 RF EXPOSURE EVALUATION REPORT 	Approved by: Quality Manager
Test Dates: 10/11/2021-11/18/2021	DUT Type: Portable Handset	APPENDIX B: Page 6 of 8




Test Setup Photo 11 – Body, Back Side at 10 mm




Test Setup Photo 12 – Near Field Power Density, Back Side at 2mm



FCC ID: A3LSMS908U	 PART 2 RF EXPOSURE EVALUATION REPORT 	Approved by: Quality Manager
Test Dates: 10/11/2021-11/18/2021	DUT Type: Portable Handset	APPENDIX B: Page 7 of 8



Test Setup Photo 13 – Radiated Power Measurement Setup (Figure 7-1)



Test Setup Photo 14 – Favor Mode Switch, sub6NR + mmW Power Measurement Setup (Figure 7-2)

FCC ID: A3LSMS908U	 PART 2 RF EXPOSURE EVALUATION REPORT 	Approved by: Quality Manager
Test Dates: 10/11/2021-11/18/2021	DUT Type: Portable Handset	APPENDIX B: Page 8 of 8