


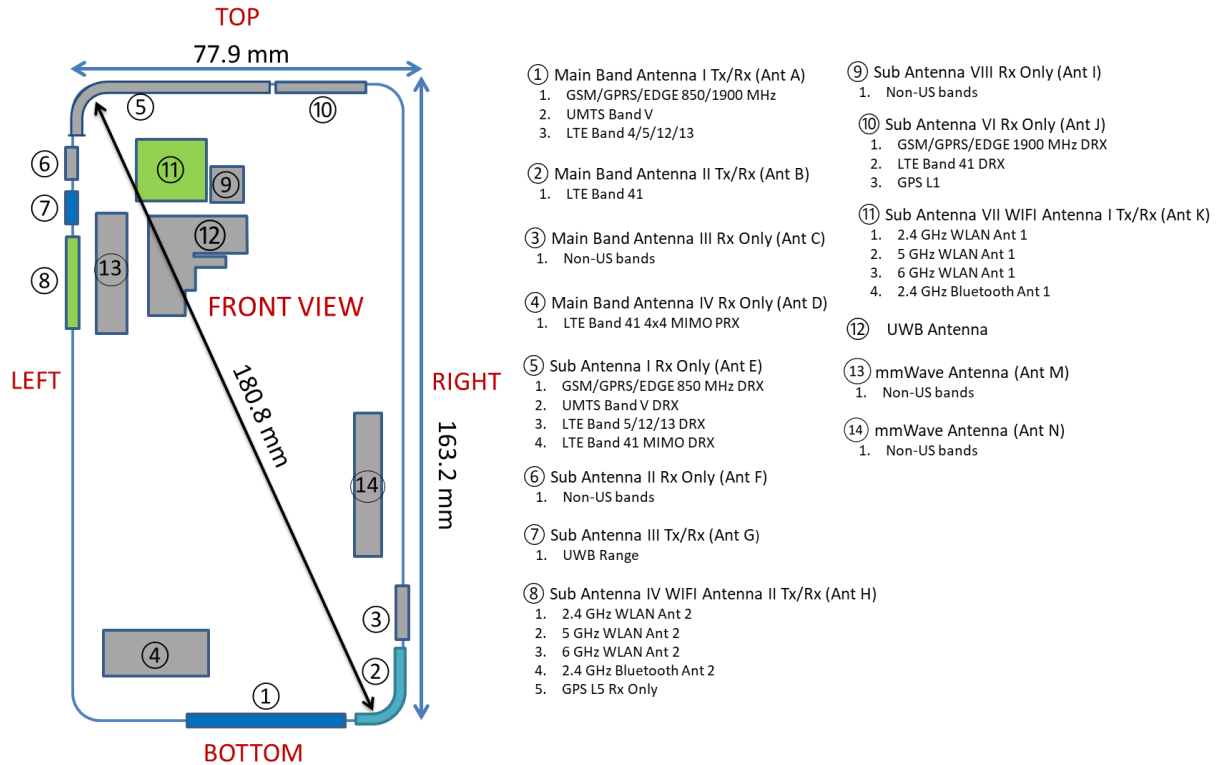


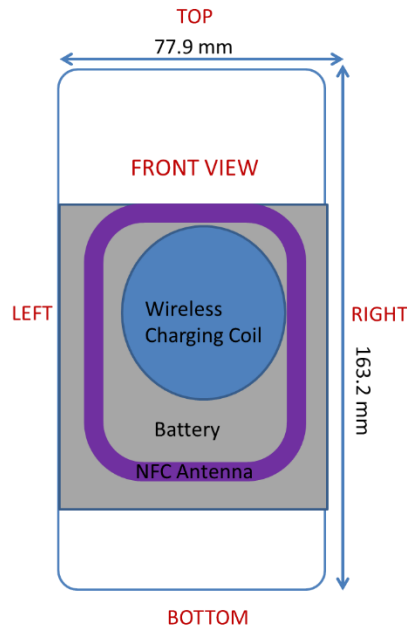
# APPENDIX E: DUT ANTENNA DIAGRAM & SAR TEST SETUP PHOTOGRAPHS

<b>FCC ID</b> A3LSMS908JPN	 <b>PCTEST</b> <small>Proud to be part of  Motorola</small>	<b>SAR EVALUATION REPORT</b>		<b>Approved by:</b> Quality Manager
<b>Test Dates:</b> 12/21/21 – 01/17/22	<b>DUT Type:</b> Portable Handset			APPENDIX E: Page 1 of 13




Note: Exact antenna dimensions and separation distances are shown in the Technical Descriptions in the FCC Filing.

**Figure E-1  
DUT Antenna Locations**




**Figure E-2  
NFC Antenna Locations**



FCC ID A3LSMS908JPN	PCTEST Proud to be part of  element	SAR EVALUATION REPORT		Approved by: Quality Manager
Test Dates: 12/21/21 – 01/17/22	DUT Type: Portable Handset			APPENDIX E: Page 2 of 13




**SAR Test Setup Photo 1 – Head, Right Cheek, 0 mm**




**SAR Test Setup Photo 2 – Head, Right Tilt, 0 mm**



<b>FCC ID</b> A3LSMS908JPN	 <small>Proud to be part of Samsung</small>	<b>SAR EVALUATION REPORT</b>		<b>Approved by:</b> Quality Manager
<b>Test Dates:</b> 12/21/21 – 01/17/22	<b>DUT Type:</b> Portable Handset			<b>APPENDIX E:</b> Page 3 of 13




SAR Test Setup Photo 3 – Head, Left Cheek, 0 mm




SAR Test Setup Photo 4 – Head, Left Tilt, 0 mm



<p>FCC ID A3LSMS908JPN</p>		<p>SAR EVALUATION REPORT</p>		<p>Approved by: Quality Manager</p>
<p>Test Dates: 12/21/21 – 01/17/22</p>	<p>DUT Type: Portable Handset</p>	<p>APPENDIX E: Page 4 of 13</p>		




**SAR Test Setup Photo 5 – Body-worn, Back Side, 15mm**




**SAR Test Setup Photo 6 – Hotspot, Back Side, 10mm**

<p>FCC ID A3LSMS908JPN</p>	 <p><b>PCTEST</b> Proud to be part of Samsung</p>	<p>SAR EVALUATION REPORT</p>		<p>Approved by: Quality Manager</p>
<p>Test Dates: 12/21/21 – 01/17/22</p>	<p>DUT Type: Portable Handset</p>	<p>APPENDIX E: Page 5 of 13</p>		








SAR Test Setup Photo 7 – Phablet, Back Side, 8mm




SAR Test Setup Photo 8 – Phablet, Back Side, 0mm



FCC ID A3LSMS908JPN	 <small>Proud to be part of Samsung</small>	SAR EVALUATION REPORT		Approved by: Quality Manager
Test Dates: 12/21/21 – 01/17/22	DUT Type: Portable Handset	APPENDIX E: Page 6 of 13		




**SAR Test Setup Photo 9 – Hotspot, Front Side, 10mm**




**SAR Test Setup Photo 10 – Phablet, Front Side, 6mm**



<b>FCC ID</b> A3LSMS908JPN	 <small>Proud to be part of Samsung</small>	<b>SAR EVALUATION REPORT</b>		<b>Approved by:</b> Quality Manager
<b>Test Dates:</b> 12/21/21 – 01/17/22	<b>DUT Type:</b> Portable Handset	<b>APPENDIX E:</b> Page 7 of 13		




**SAR Test Setup Photo 11 – Phablet, Front Side, 0mm**




**SAR Test Setup Photo 12 – Hotspot, Top Edge, 10mm**

<b>FCC ID</b> A3LSMS908JPN	 <small>Proud to be part of Samsung</small>	<b>SAR EVALUATION REPORT</b>		<b>Approved by:</b> Quality Manager
<b>Test Dates:</b> 12/21/21 – 01/17/22	<b>DUT Type:</b> Portable Handset			<b>APPENDIX E:</b> Page 8 of 13








**SAR Test Setup Photo 13 – Phablet, Top Edge, 0mm**




**SAR Test Setup Photo 14 – Phablet, Bottom Edge, 12mm**



<b>FCC ID</b> A3LSMS908JPN	 <small>Proud to be part of Samsung</small>	<b>SAR EVALUATION REPORT</b>		<b>Approved by:</b> Quality Manager
<b>Test Dates:</b> 12/21/21 – 01/17/22	<b>DUT Type:</b> Portable Handset	<b>APPENDIX E:</b> Page 9 of 13		




**SAR Test Setup Photo 15 – Hotspot, Bottom Edge, 10mm**




**SAR Test Setup Photo 16 – Phablet, Bottom Edge, 0mm**



<b>FCC ID</b> A3LSMS908JPN	 <small>Proud to be part of Samsung</small>	<b>SAR EVALUATION REPORT</b>		<b>Approved by:</b> Quality Manager
<b>Test Dates:</b> 12/21/21 – 01/17/22	<b>DUT Type:</b> Portable Handset	<b>APPENDIX E:</b> Page 10 of 13		




SAR Test Setup Photo 17 – Hotspot, Right Edge, 10mm




SAR Test Setup Photo 18 – Phablet, Right Edge at 0mm

FCC ID A3LSMS908JPN	 <small>Proud to be part of Samsung</small>	SAR EVALUATION REPORT		Approved by: Quality Manager
Test Dates: 12/21/21 – 01/17/22	DUT Type: Portable Handset			APPENDIX E: Page 11 of 13







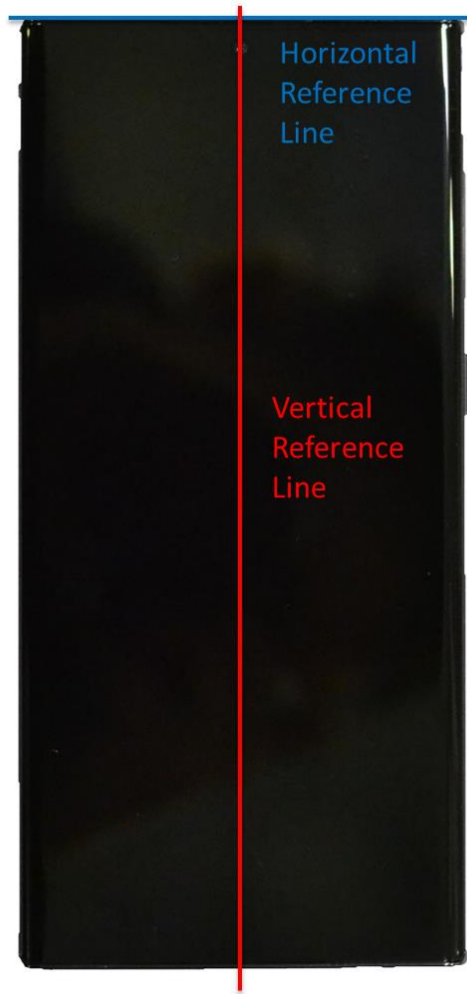
**SAR Test Setup Photo 19 – Hotspot, Left Edge at 10mm**






**SAR Test Setup Photo 20 – Phablet, Left Edge at 0mm**

<b>FCC ID</b> A3LSMS908JPN	 <small>Proud to be part of Samsung</small>	<b>SAR EVALUATION REPORT</b>	 <b>Approved by:</b> Quality Manager
<b>Test Dates:</b> 12/21/21 – 01/17/22	<b>DUT Type:</b> Portable Handset	<b>APPENDIX E:</b> Page 12 of 13	





SAR Test Setup Photo 21 – Reference Lines

FCC ID A3LSMS908JPN	 PCTEST Proud to be part of  Samsung	SAR EVALUATION REPORT	 Approved by: Quality Manager
Test Dates: 12/21/21 – 01/17/22	DUT Type: Portable Handset	APPENDIX E: Page 13 of 13	