


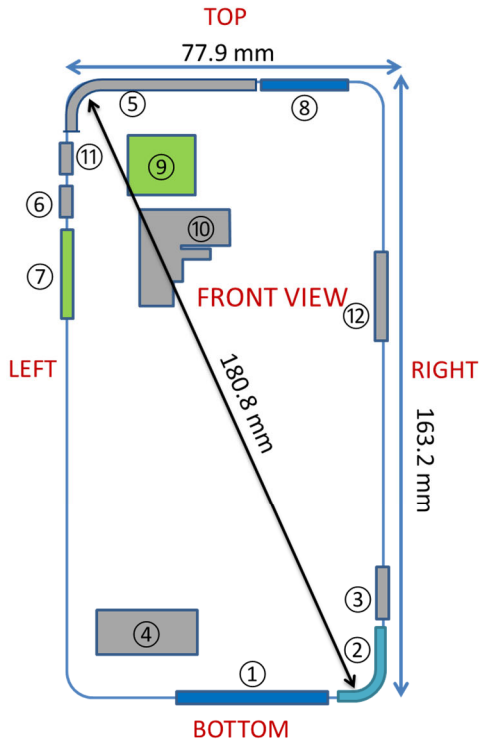


APPENDIX E: DUT ANTENNA DIAGRAM & SAR TEST SETUP PHOTOGRAPHS

FCC ID A3LSMS908E	 PCTEST <small>Proud to be part of </small>	SAR EVALUATION REPORT		Approved by: Quality Manager
Test Dates: 10/18/21 – 12/16/21	DUT Type: Portable Handset			APPENDIX E: Page 1 of 13



- ① Main Band Antenna I Tx/Rx (Ant A)
 1. GSM/GPRS/EDGE 850/1900 MHz
 2. UMTS Band II/IV/V
 3. LTE Band 2/4/5/12/13/17/25/26/66
 4. NR Band n5/66
- ② Main Band Antenna II Tx/Rx (Ant B)
 1. LTE Band 41
- ③ Main Band Antenna III (Ant C)
 1. LTE Band 4/66 4x4 MIMO (Rx Only)
 2. NR Band 66 4x4 MIMO (Rx Only)
- ④ Main Band Antenna IV (Ant D) Rx Only
 1. LTE Band 41 4x4 MIMO (Rx Only)
- ⑤ Sub Antenna I (Ant E) (Rx Only)
 1. GSM/GPRS/EDGE 850 MHz DRX
 2. UMTS Band V DRX
 3. LTE Band 5/12/13/17/26 DRX
 4. LTE Band 4/41/66 4x4 MIMO
 5. NR Band n5 DRX
 6. NR Band n66 4x4 MIMO
- ⑥ Sub Antenna III (Ant G)
 1. UWB Range
- ⑦ WIFI Antenna II Tx/Rx (Ant H)
 1. 2.4 GHz WLAN Ant 2
 2. 5 GHz WLAN Ant 2
 3. 6 GHz WLAN Ant 2
 4. 2.4 GHz Bluetooth Ant 2
 5. GPS L5
- ⑧ Sub Antenna VI Tx/Rx (Ant J)
 1. NR Band n66 Tx Rx
 2. GSM/GPRS/EDGE 1900 MHz (Rx Only)
 3. UMTS Band II/IV (Rx Only)
 4. LTE Band 4 Tx Rx
 5. LTE Band 2/4/25/41/66 (Rx Only)
 6. GPS L1
- ⑨ WIFI Antenna I Tx/Rx (Ant K)
 1. 2.4 GHz WLAN Ant 1
 2. 5 GHz WLAN Ant 1
 3. 6 GHz WLAN Ant 1
 4. 2.4 GHz Bluetooth Ant 1
- ⑩ UWB Antenna
- ⑪ Sub Antenna II (Ant F) (Rx Only)
 1. Non-US bands
- ⑫ Sub Antenna V (Ant I) (Rx Only)

Note: Exact antenna dimensions and separation distances are shown in the Technical Descriptions in the FCC Filing.

Figure E-1
DUT Antenna Locations

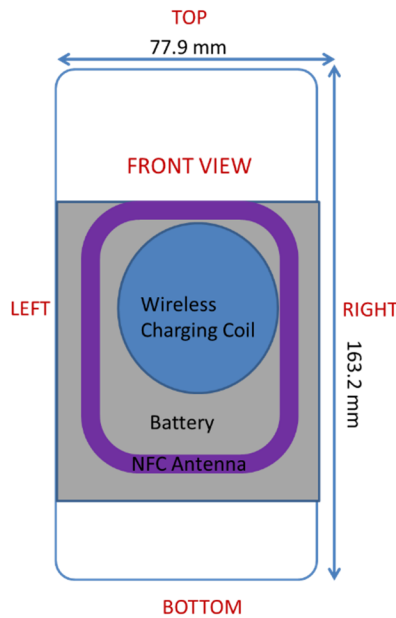




Figure E-2
NFC Antenna Locations



FCC ID A3LSMS908E	PCTEST Proud to be part of element	SAR EVALUATION REPORT		Approved by: Quality Manager
Test Dates: 10/18/21 – 12/16/21	DUT Type: Portable Handset			APPENDIX E: Page 2 of 13




SAR Test Setup Photo 1 – Head, Right Cheek, 0 mm




SAR Test Setup Photo 2 – Head, Right Tilt, 0 mm



FCC ID A3LSMS908E	 <small>Proud to be part of element</small>	SAR EVALUATION REPORT		Approved by: Quality Manager
Test Dates: 10/18/21 – 12/16/21	DUT Type: Portable Handset			APPENDIX E: Page 3 of 13




SAR Test Setup Photo 3 – Head, Left Cheek, 0 mm




SAR Test Setup Photo 4 – Head, Left Tilt, 0 mm




FCC ID A3LSMS908E	 <small>Proud to be part of Samsung</small>	SAR EVALUATION REPORT		Approved by: Quality Manager
Test Dates: 10/18/21 – 12/16/21	DUT Type: Portable Handset			APPENDIX E: Page 4 of 13




SAR Test Setup Photo 5 – Body-worn, Back Side at 15mm




SAR Test Setup Photo 6 – Hotspot, Back Side at 10mm



FCC ID A3LSMS908E	 <small>Proud to be part of</small> 	SAR EVALUATION REPORT		Approved by: Quality Manager
Test Dates: 10/18/21 – 12/16/21	DUT Type: Portable Handset			APPENDIX E: Page 5 of 13




SAR Test Setup Photo 7 – Phablet, Back Side at 6mm




SAR Test Setup Photo 8 – Phablet, Back Side at 0mm



FCC ID A3LSMS908E	 <small>Proud to be part of element</small>	SAR EVALUATION REPORT		Approved by: Quality Manager
Test Dates: 10/18/21 – 12/16/21	DUT Type: Portable Handset			APPENDIX E: Page 6 of 13




SAR Test Setup Photo 9 – Hotspot, Front Side at 10mm




SAR Test Setup Photo 10 – Phablet, Front Side at 6mm



FCC ID A3LSMS908E	 <small>Proud to be part of element</small>	SAR EVALUATION REPORT		Approved by: Quality Manager
Test Dates: 10/18/21 – 12/16/21	DUT Type: Portable Handset			APPENDIX E: Page 7 of 13




SAR Test Setup Photo 11 – Phablet, Front Side at 0mm




SAR Test Setup Photo 12 – Hotspot, Top Edge at 10mm



FCC ID A3LSMS908E	 <small>Proud to be part of element</small>	SAR EVALUATION REPORT		Approved by: Quality Manager
Test Dates: 10/18/21 – 12/16/21	DUT Type: Portable Handset			APPENDIX E: Page 8 of 13




SAR Test Setup Photo 13 – Phablet, Top Edge at 0mm




SAR Test Setup Photo 14 – Phablet, Bottom Edge at 12mm



FCC ID A3LSMS908E	 <small>Proud to be part of element</small>	SAR EVALUATION REPORT	 Approved by: Quality Manager
Test Dates: 10/18/21 – 12/16/21	DUT Type: Portable Handset	APPENDIX E: Page 9 of 13	




SAR Test Setup Photo 15 – Hotspot, Bottom Edge at 10mm




SAR Test Setup Photo 16 – Phablet, Bottom Edge at 0mm



FCC ID A3LSMS908E	 <small>Proud to be part of element</small>	SAR EVALUATION REPORT	 Approved by: Quality Manager
Test Dates: 10/18/21 – 12/16/21	DUT Type: Portable Handset	APPENDIX E: Page 10 of 13	




SAR Test Setup Photo 17 – Hotspot, Right Edge at 10mm




SAR Test Setup Photo 18 – Phablet, Right Edge at 0mm



FCC ID A3LSMS908E	 <small>Proud to be part of element</small>	SAR EVALUATION REPORT	 Approved by: Quality Manager
Test Dates: 10/18/21 – 12/16/21	DUT Type: Portable Handset	APPENDIX E: Page 11 of 13	

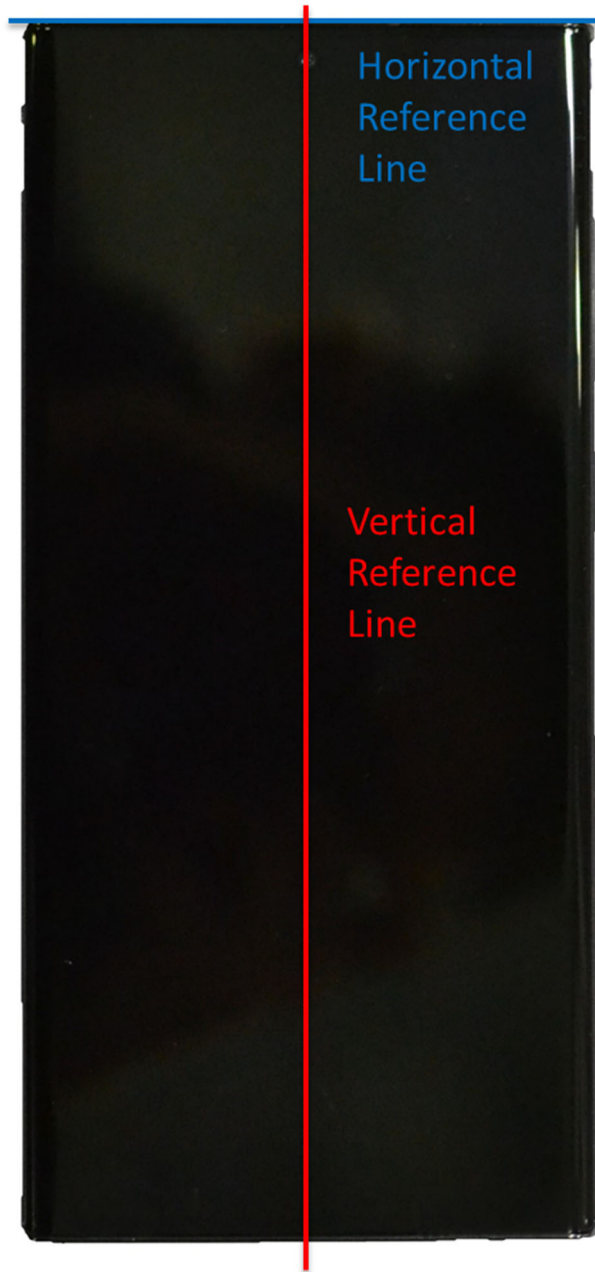


SAR Test Setup Photo 19 – Hotspot, Left Edge at 10mm






SAR Test Setup Photo 20 – Phablet, Left Edge at 0mm

FCC ID A3LSMS908E	 <small>Proud to be part of element</small>	SAR EVALUATION REPORT		Approved by: Quality Manager
Test Dates: 10/18/21 – 12/16/21	DUT Type: Portable Handset	APPENDIX E: Page 12 of 13		



SAR Test Setup Photo 21 – Reference Lines

FCC ID A3LSMS908E	 <small>Proud to be part of</small> 	SAR EVALUATION REPORT		Approved by: Quality Manager
Test Dates: 10/18/21 – 12/16/21	DUT Type: Portable Handset	APPENDIX E: Page 13 of 13		