

## APPENDIX G: POWER REDUCTION VERIFICATION

Per the May 2017 TCBC Workshop Notes, demonstration of proper functioning of the power reduction mechanisms is required to support the corresponding SAR configurations. The verification process was divided into two parts: (1) evaluation of output power levels for individual or multiple triggering mechanisms and (2) evaluation of the triggering distances for proximity-based sensors.

### G.1 Power Verification Procedure




The power verification was performed according to the following procedure:

1. A base station simulator was used to establish a conducted RF connection and the output power was monitored. The power measurements were confirmed to be within expected tolerances for all states before and after a power reduction mechanism was triggered.
2. Step 1 was repeated for all relevant modes and frequency bands for the mechanism being investigated.
3. Steps 1 and 2 were repeated for all individual power reduction mechanisms and combinations thereof. For the combination cases, one mechanism was switched to a 'triggered' state at a time; powers were confirmed to be within tolerances after each additional mechanism was activated.

### G.2 Distance Verification Procedure

The distance verification procedure was performed according to the following procedure:



1. A base station simulator was used to establish an RF connection and to monitor the power levels. The device being tested was placed below the relevant section of the phantom with the relevant side or edge of the device facing toward the phantom.
2. The device was moved toward and away from the phantom to determine the distance at which the mechanism triggers and the output power is reduced, per KDB Publication 616217 D04v01r02 and FCC Guidance. Each applicable test position was evaluated. The distances were confirmed to be the same or larger (more conservative) than the minimum distances provided by the manufacturer.
3. Steps 1 and 2 were repeated for low, mid, and high bands, as appropriate (see note below Table G-2 for more details).
4. Steps 1 through 3 were repeated for all distance-based power reduction mechanisms.

FCC ID A3LSMS908E	 PCTEST Proud to be part of 	SAR EVALUATION REPORT		Approved by: Quality Manager
Test Dates: 10/18/21 – 12/16/21	DUT Type: Portable Handset			APPENDIX G: Page 1 of 5

### G.3 Main Antenna Verification Summary

**Table G-1  
Power Measurement Verification for Licensed Modes**

Mechanism(s)		Mode/Band	Conducted Power (dBm)		
1st	2nd		Un-triggered (Max)	Mechanism #1 (Reduced)	Mechanism #2 (Reduced)
Hotspot On		GPRS 1900 1 Tx Slot	30.31	27.25	
Grip		GPRS 1900 1 Tx Slot	30.25	29.05	
Hotspot On	Grip	GPRS 1900 1 Tx Slot	30.27	27.21	27.33
Grip	Hotspot On	GPRS 1900 1 Tx Slot	30.31	29.12	27.35
Hotspot On		UMTS 1750	23.55	19.91	
Grip		UMTS 1750	23.60	19.90	
Hotspot On	Grip	UMTS 1750	23.61	19.89	19.88
Grip	Hotspot On	UMTS 1750	23.59	19.88	19.90
Hotspot On		UMTS 1900	23.30	19.05	
Grip		UMTS 1900	23.25	20.83	
Hotspot On	Grip	UMTS 1900	23.28	19.01	19.01
Grip	Hotspot On	UMTS 1900	23.29	20.86	19.03
Hotspot On		LTE Band 4 Ant A	22.45	17.08	
Grip		LTE Band 4 Ant A	22.47	19.20	
Hotspot On	Grip	LTE Band 4 Ant A	22.45	17.04	17.12
Grip	Hotspot On	LTE Band 4 Ant A	22.46	19.16	17.08
Hotspot On		LTE Band 4 Ant J	20.00	15.85	
Held-to-Ear		LTE Band 4 Ant J	19.88	15.85	
Hotspot On	Held-to-Ear	LTE Band 4 Ant J	19.92	15.87	15.88
Held-to-Ear	Hotspot On	LTE Band 4 Ant J	19.94	15.86	15.88
Hotspot On		LTE Band 66	21.00	17.15	
Grip		LTE Band 66	20.99	19.03	
Hotspot On	Grip	LTE Band 66	21.00	17.16	17.14
Grip	Hotspot On	LTE Band 66	20.99	19.07	17.12
Hotspot On		LTE Band 2	21.95	16.23	
Grip		LTE Band 2	21.74	18.85	
Hotspot On	Grip	LTE Band 2	21.87	16.31	16.38
Grip	Hotspot On	LTE Band 2	21.84	18.84	16.32
Hotspot On		LTE Band 25	22.62	17.56	
Grip		LTE Band 25	22.63	19.61	
Hotspot On	Grip	LTE Band 25	22.57	17.65	17.51
Grip	Hotspot On	LTE Band 25	22.77	19.63	17.60
Hotspot On		LTE Band 41	24.11	22.00	
Grip		LTE Band 41	24.15	22.03	
Hotspot On	Grip	LTE Band 41	24.13	22.02	22.02
Grip	Hotspot On	LTE Band 41	24.13	22.01	22.04
Hotspot On		LTE Band 41 PC2	26.33	22.12	
Grip		LTE Band 41 PC2	26.32	22.20	
Hotspot On	Grip	LTE Band 41 PC2	26.35	22.20	22.21
Grip	Hotspot On	LTE Band 41 PC2	26.29	22.16	22.14
Hotspot On		NR FDD Band n66 Ant A	23.71	18.44	
Grip		NR FDD Band n66 Ant A	23.61	19.92	
Hotspot On	Grip	NR FDD Band n66 Ant A	23.67	18.37	18.41
Grip	Hotspot On	NR FDD Band n66 Ant A	23.68	19.89	18.42
Hotspot On		NR FDD Band n66 Ant J	22.62	18.90	
Held-to-Ear		NR FDD Band n66 Ant J	22.60	18.81	
Hotspot On	Held-to-Ear	NR FDD Band n66 Ant J	22.61	18.89	18.90
Held-to-Ear	Hotspot On	NR FDD Band n66 Ant J	22.64	18.87	18.89

FCC ID A3LSMS908E	 PCTEST <small>Proud to be part of @element</small>	<b>SAR EVALUATION REPORT</b>		<b>Approved by:</b> Quality Manager
<b>Test Dates:</b> 10/18/21 – 12/16/21	<b>DUT Type:</b> Portable Handset			APPENDIX G: Page 2 of 5

**Table G-2**  
**Distance Measurement Verification for Main Antenna**

Mechanism(s)	Test Condition	Band	Distance Measurements (mm)		Minimum Distance per Manufacturer (mm)
			Moving Toward	Moving Away	
Grip	Phablet - Back Side	Mid	7	9	7
Grip	Phablet - Back Side	High	7	9	7
Grip	Phablet - Front Side	Mid	7	9	7
Grip	Phablet - Front Side	High	7	9	7
Grip	Phablet - Bottom Edge	Mid	13	15	13
Grip	Phablet - Bottom Edge	High	13	15	13



\*Note: Mid band refers to: GPRS1900, UMTS B2/4, LTE B2/25/66 LTE B4 Antenna A, and NR Band n66 Antenna A; High band refers to: LTE B41 Antenna B.

## G.4 WIFI Verification Summary

**Table G-3**  
**Power Measurement Verification WIFI – Antenna 1**

Mechanism(s)	Mode/Band	Conducted Power (dBm)	
		Un-triggered (Max)	Mechanism #1 RCV Active (Reduced)
1st			
Held-to-Ear	802.11b	20.43	16.47
Held-to-Ear	802.11g	17.66	15.82
Held-to-Ear	802.11n (2.4GHz)	17.24	15.78
Held-to-Ear	802.11a	14.83	13.11
Held-to-Ear	802.11n (5GHz, 20MHz BW)	14.66	13.07
Held-to-Ear	802.11ac (20MHz BW)	14.72	12.91
Held-to-Ear	802.11n (5GHz, 40MHz BW)	14.81	12.87
Held-to-Ear	802.11ac (40MHz BW)	14.69	12.79
Held-to-Ear	802.11ac (80MHz BW)	14.82	12.82
Held-to-Ear	802.11ac (160MHz BW)	14.61	12.94

\*Note: IEEE 802.11ax and MIMO WIFI modes were not evaluated due to equipment limitations. 802.11g, 802.11n, 802.11a, and 802.11ac WIFI only operate in MIMO, and these SISO powers were taken during MIMO conditions.

FCC ID A3LSMS908E	 PCTEST <small>Proud to be part of element</small>	SAR EVALUATION REPORT		Approved by: Quality Manager
Test Dates: 10/18/21 – 12/16/21	DUT Type: Portable Handset			APPENDIX G: Page 3 of 5

**Table G-4  
Power Measurement Verification WIFI – Antenna 2**




Mechanism(s)	Mode/Band	Conducted Power (dBm)	
		Un-triggered (Max)	Mechanism #1 RCV Active (Reduced)
1st			
Held-to-Ear	802.11b	19.85	16.13
Held-to-Ear	802.11g	17.45	15.64
Held-to-Ear	802.11n (2.4GHz)	17.61	15.72
Held-to-Ear	802.11a	14.79	13.29
Held-to-Ear	802.11n (5GHz, 20MHz BW)	14.71	13.12
Held-to-Ear	802.11ac (20MHz BW)	14.82	13.05
Held-to-Ear	802.11n (5GHz, 40MHz BW)	14.63	13.26
Held-to-Ear	802.11ac (40MHz BW)	14.49	12.85
Held-to-Ear	802.11ac (80MHz BW)	14.80	12.68
Held-to-Ear	802.11ac (160MHz BW)	14.51	12.91

\*Note: IEEE 802.11ax and MIMO WIFI modes were not evaluated due to equipment limitations. 802.11g, 802.11n, 802.11a, and 802.11ac WIFI only operate in MIMO, and these SISO powers were taken during MIMO conditions.

**Table G-5  
Power Measurement Verification WIFI – Antenna 1 with NR Active**

Mode/Band	Conducted Power (dBm)		
	Un-triggered (Max)	Mechanism #1 NR FR 1 Active (Reduced)	Mechanism #2 NR FR1 and RCV Active (Reduced)
802.11b	19.98	16.21	16.11
802.11g	17.56	16.02	16.08
802.11n (2.4GHz)	17.61	16.22	15.97
802.11a	14.78	13.11	12.89
802.11n (5GHz, 20MHz BW)	14.81	12.92	13.01
802.11ac (20MHz BW)	14.86	12.84	12.77
802.11n (5GHz, 40MHz BW)	14.77	13.08	12.95
802.11ac (40MHz BW)	14.81	12.95	12.70
802.11ac (80MHz BW)	14.73	13.18	13.03
802.11ac (160MHz BW)	14.64	12.88	12.75

\*Note: IEEE 802.11ax and MIMO WIFI modes were not evaluated due to equipment limitations. 802.11g, 802.11n, 802.11a, and 802.11ac WIFI only operate in MIMO, and these SISO powers were taken during MIMO Conditions

FCC ID A3LSMS908E	 PCTEST Proud to be part of 	SAR EVALUATION REPORT		Approved by: Quality Manager
Test Dates: 10/18/21 – 12/16/21	DUT Type: Portable Handset			APPENDIX G: Page 4 of 5

**Table G-6  
Power Measurement Verification WIFI – Antenna 2 with NR Active**

Mode/Band	Conducted Power (dBm)		
	Un-triggered (Max)	Mechanism #1 NR FR 1 Active (Reduced)	Mechanism #2 NR FR1 and RCV Active (Reduced)
802.11b	19.82	16.08	16.17
802.11g	17.21	15.72	15.64
802.11n (2.4GHz)	17.66	15.87	15.74
802.11a	14.78	13.01	13.22
802.11n (5GHz, 20MHz BW)	14.59	13.32	13.18
802.11ac (20MHz BW)	14.81	13.08	13.15
802.11n (5GHz, 40MHz BW)	14.67	12.97	12.89
802.11ac (40MHz BW)	14.51	12.88	12.74
802.11ac (80MHz BW)	14.74	12.98	12.83
802.11ac (160MHz BW)	14.80	13.07	13.11

\*Note: IEEE 802.11ax and MIMO WIFI modes were not evaluated due to equipment limitations. 802.11g,802.11n, 802.11a, and 802.11ac WIFI only operate in MIMO, and these SISO powers were taken during MIMO Conditions

## G.5 Bluetooth Verification Summary

**Table G-7  
Power Measurement Verification Bluetooth - Antenna 1**




Mechanism(s)	Mode/Band	Conducted Power (dBm)	
		Un-triggered (Max)	Mechanism #1 (Reduced)
1st			
Held-to-Ear	Bluetooth	17.33	14.07

Note: Bluetooth Dual mode was not evaluated due to equipment limitations.

**Table G-8  
Power Measurement Verification Bluetooth - Antenna 2**

Mechanism(s)	Mode/Band	Conducted Power (dBm)	
		Un-triggered (Max)	Mechanism #1 (Reduced)
1st			
Held-to-Ear	Bluetooth	17.26	14.15

Note: Bluetooth Dual mode was not evaluated due to equipment limitations.

FCC ID A3LSMS908E	 PCTEST Proud to be part of 	SAR EVALUATION REPORT		Approved by: Quality Manager
Test Dates: 10/18/21 – 12/16/21	DUT Type: Portable Handset			APPENDIX G: Page 5 of 5