



SAR EVALUATION REPORT

Applicant Name:
 Samsung Electronics Co., Ltd.
 129, Samsung-ro, Maetan dong,
 Yeongtong-gu, Suwon-si
 Gyeonggi-do, 16677, Korea

Date of Testing:
 10/18/21 - 12/16/21
Test Site/Location:
 PCTEST Lab, Columbia, MD, USA
Document Serial No.:
 1M2109220110-01.A3L (Rev 1)

FCC ID: **A3LSMS908E**

APPLICANT: **SAMSUNG ELECTRONICS CO., LTD.**

DUT Type: Portable Handset
Application Type: Certification
FCC Rule Part(s): CFR §2.1093
Model(s): SM-S908E/DS
Additional Model: SM-S908E

| Equipment Class | Band & Mode | Tx Frequency | SAR | | | |
|--|--------------------|-----------------------|----------------|---------------------|-------------------|--------------------|
| | | | 1g Head (W/kg) | 1g Body-Worn (W/kg) | 1g Hotspot (W/kg) | 10g Phablet (W/kg) |
| PCE | GSMGPRS/EDGE 850 | 824.20 - 848.80 MHz | 0.17 | 0.31 | 1.07 | N/A |
| PCE | GSMGPRS/EDGE 1900 | 1850.20 - 1909.80 MHz | < 0.1 | 0.30 | 0.76 | 3.22 |
| PCE | UMTS 850 | 826.40 - 846.60 MHz | 0.24 | 0.36 | 0.69 | N/A |
| PCE | UMTS 1750 | 1712.4 - 1752.6 MHz | 0.16 | 0.53 | 1.10 | 2.19 |
| PCE | UMTS 1900 | 1852.4 - 1907.6 MHz | 0.11 | 0.84 | 1.24 | 3.25 |
| PCE | LTE Band 12 | 699.7 - 715.3 MHz | 0.16 | 0.27 | 0.43 | N/A |
| PCE | LTE Band 17 | 706.5 - 713.5 MHz | N/A | N/A | N/A | N/A |
| PCE | LTE Band 13 | 779.5 - 784.5 MHz | 0.28 | 0.31 | 0.57 | N/A |
| PCE | LTE Band 26 (Cell) | 814.7 - 848.3 MHz | 0.23 | 0.37 | 0.74 | N/A |
| PCE | LTE Band 5 (Cell) | 824.7 - 848.3 MHz | N/A | N/A | N/A | N/A |
| PCE | LTE Band 66 (AWS) | 1710.7 - 1779.3 MHz | < 0.1 | 0.78 | 0.60 | 1.89 |
| PCE | LTE Band 4 (AWS) | 1710.7 - 1754.3 MHz | 0.57 | < 0.1 | 0.24 | N/A |
| PCE | LTE Band 25 (PCS) | 1850.7 - 1914.3 MHz | 0.11 | 0.50 | 0.83 | 2.11 |
| PCE | LTE Band 2 (PCS) | 1850.7 - 1909.3 MHz | 0.10 | 0.77 | 0.57 | 2.26 |
| PCE | LTE Band 41 | 2498.5 - 2687.5 MHz | < 0.1 | 0.33 | 0.81 | 2.31 |
| PCE | NR Band n5 (Cell) | 826.5 - 846.5 MHz | 0.19 | 0.28 | 0.63 | N/A |
| PCE | NR Band n66 (AWS) | 1712.5 - 1777.5 MHz | 0.90 | 0.44 | 0.58 | 1.94 |
| DTS | 2.4 GHz WLAN | 2412 - 2472 MHz | 0.30 | 0.13 | 0.40 | N/A |
| NI | U-NII-1 | 5180 - 5240 MHz | N/A | N/A | N/A | N/A |
| NI | U-NII-2A | 5260 - 5320 MHz | 0.14* | 0.16* | N/A | 1.15* |
| NI | U-NII-2C | 5500 - 5720 MHz | 0.23* | 0.17* | N/A | 1.07* |
| NI | U-NII-3 | 5745 - 5825 MHz | 0.26* | 0.17* | 0.25* | N/A |
| NI | U-NII-4 | 5845 - 5885 MHz | 0.20* | 0.15* | N/A | 0.69* |
| DSS/DTs | Bluetooth | 2402 - 2480 MHz | 0.27 | < 0.1 | 0.29 | N/A |
| Simultaneous SAR per KDB 690783 D01v01r03: | | | 1.35 | 1.49 | 1.53 | 3.63 |

* Note: * SAR values represent RF exposure during MIMO operations.

Note: This revised Test Report supersedes and replaces the previously issued test report on the same subject device for the same type of testing as indicated. Please discard or destroy the previously issued test report(s) and dispose of it accordingly

This wireless portable device has been shown to be capable of compliance for localized specific absorption rate (SAR) for uncontrolled environment/general population exposure limits specified in ANSI/IEEE C95.1-1992 and has been tested in accordance with the measurement procedures specified in Section 1.9 of this report; for North American frequency bands only.

I attest to the accuracy of data. All measurements reported herein were performed by me or were made under my supervision and are correct to the best of my knowledge and belief. I assume full responsibility for the completeness of these measurements and vouch for the qualifications of all persons taking them. Test results reported herein relate only to the item(s) tested.

Randy Ortanez
 President






The SAR Tick is an initiative of the Mobile & Wireless Forum (MWF). While a product may be considered eligible, use of the SAR Tick logo requires an agreement with the MWF. Further details can be obtained by emailing: sartick@mwfai.info.

| | | | | |
|---|---|--------------------------------------|--|--|
| FCC ID: A3LSMS908E | | SAR EVALUATION REPORT | | Approved by: Quality Manager |
| Document S/N: 1M2109220110-01.A3L (Rev 1) | Test Dates: 10/18/21 - 12/16/21 | DUT Type: Portable Handset | | Page 1 of 119 |

TABLE OF CONTENTS

| | | |
|----|---|-----|
| 1 | DEVICE UNDER TEST | 3 |
| 2 | LTE AND NR INFORMATION | 18 |
| 3 | INTRODUCTION | 20 |
| 4 | DOSIMETRIC ASSESSMENT | 21 |
| 5 | DEFINITION OF REFERENCE POINTS | 22 |
| 6 | TEST CONFIGURATION POSITIONS | 23 |
| 7 | RF EXPOSURE LIMITS | 27 |
| 8 | FCC MEASUREMENT PROCEDURES..... | 28 |
| 9 | RF CONDUCTED POWERS | 34 |
| 10 | SYSTEM VERIFICATION..... | 72 |
| 11 | SAR DATA SUMMARY | 80 |
| 12 | SAR MEASUREMENT VARIABILITY | 104 |
| 13 | ADDITIONAL TESTING PER FCC GUIDANCE | 105 |
| 14 | EQUIPMENT LIST..... | 115 |
| 15 | MEASUREMENT UNCERTAINTIES..... | 116 |
| 16 | CONCLUSION..... | 117 |
| 17 | REFERENCES | 118 |




- APPENDIX A: SAR TEST PLOTS
- APPENDIX B: SAR DIPOLE VERIFICATION PLOTS
- APPENDIX C: SAR TISSUE SPECIFICATIONS
- APPENDIX D: SIMULTANEOUS NUMERICAL CALCULATIONS
- APPENDIX E: DUT ANTENNA DIAGRAM & SAR TEST SETUP PHOTOGRAPHS
- APPENDIX F: SAR SYSTEM VALIDATION
- APPENDIX G: POWER REDUCTION VERIFICATION
- APPENDIX H: LTE AND NR LOWER BANDWIDTH RF CONDUCTED POWERS
- APPENDIX I: DOWNLINK LTE CA RF CONDUCTED POWERS
- APPENDIX J: 802.11ax RU SAR EXCLUSION
- APPENDIX K: PROBE AND DIPOLE CALIBRATION CERTIFICATES

| | | | | |
|---|---|--------------------------------------|---|--|
| FCC ID: A3LSMS908E |  <small>Proud to be part of</small>  | SAR EVALUATION REPORT |  | Approved by: Quality Manager |
| Document S/N: 1M2109220110-01.A3L (Rev 1) | Test Dates: 10/18/21 - 12/16/21 | DUT Type: Portable Handset | Page 2 of 119 | |

1 DEVICE UNDER TEST

1.1 Device Overview




| Band & Mode | Operating Modes | Tx Frequency |
|--------------------|-----------------|-----------------------|
| GSM/GPRS/EDGE 850 | Voice/Data | 824.20 - 848.80 MHz |
| GSM/GPRS/EDGE 1900 | Voice/Data | 1850.20 - 1909.80 MHz |
| UMTS 850 | Voice/Data | 826.40 - 846.60 MHz |
| UMTS 1750 | Voice/Data | 1712.4 - 1752.6 MHz |
| UMTS 1900 | Voice/Data | 1852.4 - 1907.6 MHz |
| LTE Band 12 | Voice/Data | 699.7 - 715.3 MHz |
| LTE Band 17 | Voice/Data | 706.5 - 713.5 MHz |
| LTE Band 13 | Voice/Data | 779.5 - 784.5 MHz |
| LTE Band 26 (Cell) | Voice/Data | 814.7 - 848.3 MHz |
| LTE Band 5 (Cell) | Voice/Data | 824.7 - 848.3 MHz |
| LTE Band 66 (AWS) | Voice/Data | 1710.7 - 1779.3 MHz |
| LTE Band 4 (AWS) | Voice/Data | 1710.7 - 1754.3 MHz |
| LTE Band 25 (PCS) | Voice/Data | 1850.7 - 1914.3 MHz |
| LTE Band 2 (PCS) | Voice/Data | 1850.7 - 1909.3 MHz |
| LTE Band 41 | Voice/Data | 2498.5 - 2687.5 MHz |
| NR Band n5 (Cell) | Voice/Data | 826.5 - 846.5 MHz |
| NR Band n66 (AWS) | Voice/Data | 1712.5 - 1777.5 MHz |
| 2.4 GHz WLAN | Voice/Data | 2412 - 2472 MHz |
| U-NII-1 | Voice/Data | 5180 - 5240 MHz |
| U-NII-2A | Voice/Data | 5260 - 5320 MHz |
| U-NII-2C | Voice/Data | 5500 - 5720 MHz |
| U-NII-3 | Voice/Data | 5745 - 5825 MHz |
| U-NII-4 | Voice/Data | 5845 - 5885 MHz |
| U-NII-5 | Voice/Data | 5935 - 6415 MHz |
| U-NII-6 | Voice/Data | 6435 - 6525 MHz |
| U-NII-7 | Voice/Data | 6535 - 6875 MHz |
| U-NII-8 | Voice/Data | 6895 - 7115 MHz |
| Bluetooth | Data | 2402 - 2480 MHz |
| NFC Data | Data | 13.56 MHz |
| UWB | Data | 6489.6 - 7987.2 MHz |

| | | | | |
|--|--|-------------------------------|---|---------------------------------|
| FCC ID: A3LSMS908E |  PCTEST Proud to be part of  | SAR EVALUATION REPORT |  | Approved by: Quality Manager |
| Document S/N: 1M2109220110-01.A3L (Rev 1) | Test Dates: 10/18/21 - 12/16/21 | DUT Type: Portable Handset | | Page 3 of 119 |

1.2 Power Reduction for SAR

This device used an independent fixed level power reduction mechanism for WLAN/BT when 5G NR is active and/or during all voice or VoIP held to ear scenarios. Per FCC Guidance, the held-to-ear exposure conditions were evaluated at reduced power according to the head SAR positions described in IEEE 1528-2013. Detailed descriptions of the power reduction mechanism are included in the operational description.

This device utilizes a power reduction mechanism for some wireless modes and bands for SAR compliance under portable hotspot conditions and under some conditions when the device is being used in close proximity to the user's hand. All hotspot SAR evaluations for this device were performed at the maximum allowed output power when hotspot is enabled. FCC KDB Publication 616217 D04v01r02 Section 6 was used as a guideline for selecting SAR test distances for this device when being used in phablet use conditions. Detailed descriptions of the power reduction mechanism are included in the operational description.

| | | | |
|---|---|--------------------------------------|---|
| FCC ID: A3LSMS908E |  <small>Proud to be part of</small>  | SAR EVALUATION REPORT |  Approved by: Quality Manager |
| Document S/N: 1M2109220110-01.A3L (Rev 1) | Test Dates: 10/18/21 - 12/16/21 | DUT Type: Portable Handset | Page 4 of 119 |




1.3 Nominal and Maximum Output Power Specifications

This device operates using the following maximum and nominal output power specifications. SAR values were scaled to the maximum allowed power to determine compliance per KDB Publication 447498 D01v06.




1.3.1 2G/3G/4G/5G Output Power

| GSM/GPRS/EDGE 850 | | | | | | | | | | |
|-------------------------|-------------------|----------------|------------------------------------|------------|------------|------------|-------------------------------------|------------|------------|------------|
| Power Level | | Voice (in dBm) | Data - Burst Average GMSK (in dBm) | | | | Data - Burst Average 8-PSK (in dBm) | | | |
| | | 1 TX Slot | 1 TX Slots | 2 TX Slots | 3 TX Slots | 4 TX Slots | 1 TX Slots | 2 TX Slots | 3 TX Slots | 4 TX Slots |
| Maximum | Max Allowed Power | 34.0 | 34.0 | 32.5 | 30.5 | 28.5 | 28.0 | 26.0 | 24.0 | 23.0 |
| | Nominal | 33.0 | 33.0 | 31.5 | 29.5 | 27.5 | 27.0 | 25.0 | 23.0 | 22.0 |
| GSM/GPRS/EDGE 1900 | | | | | | | | | | |
| Power Level | | Voice (in dBm) | Data - Burst Average GMSK (in dBm) | | | | Data - Burst Average 8-PSK (in dBm) | | | |
| | | 1 TX Slot | 1 TX Slots | 2 TX Slots | 3 TX Slots | 4 TX Slots | 1 TX Slots | 2 TX Slots | 3 TX Slots | 4 TX Slots |
| Maximum | Max Allowed Power | 30.5 | 30.5 | 29.0 | 27.5 | 25.5 | 27.0 | 25.0 | 23.0 | 22.0 |
| | Nominal | 29.5 | 29.5 | 28.0 | 26.5 | 24.5 | 26.0 | 24.0 | 22.0 | 21.0 |
| Proximity Sensor Active | Max Allowed Power | 29.5 | 29.5 | 28.0 | 26.5 | 24.5 | 27.0 | 25.0 | 23.0 | 22.0 |
| | Nominal | 28.5 | 28.5 | 27.0 | 25.5 | 23.5 | 26.0 | 24.0 | 22.0 | 21.0 |
| RCV Mode Active | Max Allowed Power | 30.5 | 30.5 | 29.0 | 27.5 | 25.5 | 27.0 | 25.0 | 23.0 | 22.0 |
| | Nominal | 29.5 | 29.5 | 28.0 | 26.5 | 24.5 | 26.0 | 24.0 | 22.0 | 21.0 |
| Hotspot Mode Active | Max Allowed Power | N/A | 28.5 | 26.0 | 24.5 | 23.0 | 27.0 | 25.0 | 23.0 | 22.0 |
| | Nominal | N/A | 27.5 | 25.0 | 23.5 | 22.0 | 26.0 | 24.0 | 22.0 | 21.0 |
| Earjack Active | Max Allowed Power | 29.5 | 29.5 | 28.0 | 26.5 | 24.5 | 27.0 | 25.0 | 23.0 | 22.0 |
| | Nominal | 28.5 | 28.5 | 27.0 | 25.5 | 23.5 | 26.0 | 24.0 | 22.0 | 21.0 |

For GSM, the above powers listed are GSM burst average values.




| | | | | |
|---|--|--------------------------------------|---|--|
| FCC ID: A3LSMS908E |  PCTEST Proud to be part of  | SAR EVALUATION REPORT |  | Approved by: Quality Manager |
| Document S/N: 1M2109220110-01.A3L (Rev 1) | Test Dates: 10/18/21 - 12/16/21 | DUT Type: Portable Handset | Page 5 of 119 | |

| UMTS Band 5 (850 MHz) | | | | | |
|-------------------------|-------------------|--------------------------------|------------------|------------------|---------------------|
| Power Level | | Modulated Average Output Power | | | |
| | | 3GPP WCDMA Rel 99 | 3GPP HSDPA Rel 5 | 3GPP HSUPA Rel 6 | 3GPP DC-HSDPA Rel 8 |
| Maximum | Max Allowed Power | 25.0 | 24.0 | 24.0 | 24.0 |
| | Nominal | 24.0 | 23.0 | 23.0 | 23.0 |
| UMTS Band 4 (1750 MHz) | | | | | |
| Power Level | | Modulated Average Output Power | | | |
| | | 3GPP WCDMA Rel 99 | 3GPP HSDPA Rel 5 | 3GPP HSUPA Rel 6 | 3GPP DC-HSDPA Rel 8 |
| Maximum | Max Allowed Power | 24.0 | 23.0 | 23.0 | 23.0 |
| | Nominal | 23.0 | 22.0 | 22.0 | 22.0 |
| Proximity Sensor Active | Max Allowed Power | 20.0 | 19.0 | 19.0 | 19.0 |
| | Nominal | 19.0 | 18.0 | 18.0 | 18.0 |
| RCV Mode Active | Max Allowed Power | 24.0 | 23.0 | 23.0 | 23.0 |
| | Nominal | 23.0 | 22.0 | 22.0 | 22.0 |
| Hotspot Mode Active | Max Allowed Power | 20.0 | 19.0 | 19.0 | 19.0 |
| | Nominal | 19.0 | 18.0 | 18.0 | 18.0 |
| Earjack Active | Max Allowed Power | 20.0 | 19.0 | 19.0 | 19.0 |
| | Nominal | 19.0 | 18.0 | 18.0 | 18.0 |
| UMTS Band 2 (1900 MHz) | | | | | |
| Power Level | | Modulated Average Output Power | | | |
| | | 3GPP WCDMA Rel 99 | 3GPP HSDPA Rel 5 | 3GPP HSUPA Rel 6 | 3GPP DC-HSDPA Rel 8 |
| Maximum | Max Allowed Power | 24.0 | 23.0 | 23.0 | 23.0 |
| | Nominal | 23.0 | 22.0 | 22.0 | 22.0 |
| Proximity Sensor Active | Max Allowed Power | 21.5 | 20.5 | 20.5 | 20.5 |
| | Nominal | 20.5 | 19.5 | 19.5 | 19.5 |
| RCV Mode Active | Max Allowed Power | 24.0 | 23.0 | 23.0 | 23.0 |
| | Nominal | 23.0 | 22.0 | 22.0 | 22.0 |
| Hotspot Mode Active | Max Allowed Power | 19.5 | 18.5 | 18.5 | 18.5 |
| | Nominal | 18.5 | 17.5 | 17.5 | 17.5 |
| Earjack Active | Max Allowed Power | 21.5 | 20.5 | 20.5 | 20.5 |
| | Nominal | 20.5 | 19.5 | 19.5 | 19.5 |

| | | | | |
|---|--|--------------------------------------|---|--|
| FCC ID: A3LSMS908E |  PCTEST Proud to be part of  | SAR EVALUATION REPORT |  | Approved by: Quality Manager |
| Document S/N: 1M2109220110-01.A3L (Rev 1) | Test Dates: 10/18/21 - 12/16/21 | DUT Type: Portable Handset | Page 6 of 119 | |

| Mode / Band | Antenna | | Modulated Average Output Power (in dBm) | | | | |
|--------------------|---------|-------------------|---|-------------------------|-----------------|---------------------|----------------|
| | | | Maximum | Proximity Sensor Active | RCV Mode Active | Hotspot Mode Active | Earjack Active |
| LTE Band 12 | A | Max Allowed Power | 25.5 | 25.5 | 25.5 | 25.5 | 25.5 |
| | | Nominal | 24.5 | 24.5 | 24.5 | 24.5 | 24.5 |
| LTE Band 17 | A | Max Allowed Power | 25.5 | 25.5 | 25.5 | 25.5 | 25.5 |
| | | Nominal | 24.5 | 24.5 | 24.5 | 24.5 | 24.5 |
| LTE Band 13 | A | Max Allowed Power | 25.5 | 25.5 | 25.5 | 25.5 | 25.5 |
| | | Nominal | 24.5 | 24.5 | 24.5 | 24.5 | 24.5 |
| LTE Band 26 (Cell) | A | Max Allowed Power | 25.5 | 25.5 | 25.5 | 25.5 | 25.5 |
| | | Nominal | 24.5 | 24.5 | 24.5 | 24.5 | 24.5 |
| LTE Band 5 (Cell) | A | Max Allowed Power | 25.5 | 25.5 | 25.5 | 25.5 | 25.5 |
| | | Nominal | 24.5 | 24.5 | 24.5 | 24.5 | 24.5 |
| LTE Band 66 (AWS) | A | Max Allowed Power | 23.0 | 20.0 | 23.0 | 18.5 | 20.0 |
| | | Nominal | 22.0 | 19.0 | 22.0 | 17.5 | 19.0 |
| LTE Band 4 (AWS) | A | Max Allowed Power | 23.0 | 20.0 | 23.0 | 18.5 | 20.0 |
| | | Nominal | 22.0 | 19.0 | 22.0 | 17.5 | 19.0 |
| LTE Band 4 (AWS) | J | Max Allowed Power | 21.0 | 21.0 | 17.0 | 17.0 | 21.0 |
| | | Nominal | 20.0 | 20.0 | 16.0 | 16.0 | 20.0 |
| LTE Band 25 (PCS) | A | Max Allowed Power | 23.5 | 20.5 | 23.5 | 19.0 | 20.5 |
| | | Nominal | 22.5 | 19.5 | 22.5 | 18.0 | 19.5 |
| LTE Band 2 (PCS) | A | Max Allowed Power | 23.0 | 19.0 | 23.0 | 18.0 | 19.0 |
| | | Nominal | 22.0 | 18.0 | 22.0 | 17.0 | 18.0 |
| LTE Band 41(PC3) | B | Max Allowed Power | 25.0 | 23.0 | 25.0 | 23.0 | 23.0 |
| | | Nominal | 24.0 | 22.0 | 24.0 | 22.0 | 22.0 |
| LTE Band 41 (PC2) | B | Max Allowed Power | 27.5 | 23.0 | 27.5 | 23.0 | 23.0 |
| | | Nominal | 26.5 | 22.0 | 26.5 | 22.0 | 22.0 |
| Mode / Band | Antenna | | Modulated Average Output Power (in dBm) | | | | |
| | | | Maximum | Proximity Sensor Active | RCV Mode Active | Hotspot Mode Active | Earjack Active |
| NR Band n5 (Cell) | A | Max Allowed Power | 25.5 | 25.5 | 25.5 | 25.5 | 25.5 |
| | | Nominal | 24.5 | 24.5 | 24.5 | 24.5 | 24.5 |
| NR Band n66 (AWS) | A | Max Allowed Power | 24.0 | 21.0 | 24.0 | 19.5 | 21.0 |
| | | Nominal | 23.0 | 20.0 | 23.0 | 18.5 | 20.0 |
| NR Band n66 (AWS) | J | Max Allowed Power | 23.0 | 23.0 | 20.0 | 20.0 | 23.0 |
| | | Nominal | 22.0 | 22.0 | 19.0 | 19.0 | 22.0 |

For LTE TDD, the above powers listed are TDD burst average values.

| | | | | |
|---|--|--------------------------------------|---|--|
| FCC ID: A3LSMS908E |  PCTEST Proud to be part of  | SAR EVALUATION REPORT |  | Approved by: Quality Manager |
| Document S/N: 1M2109220110-01.A3L (Rev 1) | Test Dates: 10/18/21 - 12/16/21 | DUT Type: Portable Handset | Page 7 of 119 | |

1.3.2 2.4 GHz Maximum SISO/MIMO WLAN Output Power

Note: Targets for 802.11ax RU operations can be found in Appendix J

| Mode | Band | IEEE 802.11 (in dBm) | | | | | | | |
|-----------------|----------|-----------------------|-------------|-------------------|--------------|------------------------|--------------|------------------------------|--------------|
| | | SISO | | MIMO | | | | | |
| | | Antenna 1 & Antenna 2 | | g (CDD + STBC) | | n (CDD + STBC, SDM) | | ax (SU) (CDD + STBC, SDM) | |
| | | b | | g | | n | | ax (SU) | |
| Nominal | Maximum | Nominal | Maximum | Nominal | Maximum | Nominal | Maximum | | |
| 2.4 GHz WIFI | 2.45 GHz | 19.5 | 20.5 | 20.5 | 21.5 | 20.5 | 21.5 | 20.5 | 21.5 |
| | | Ch. 12: 8.0 | Ch. 12: 9.0 | Ch. 1: 18.5 | Ch. 1: 19.5 | Ch. 1: 18.5 | Ch. 1: 19.5 | Ch. 1: 17.5 | Ch. 1: 18.5 |
| | | Ch. 13: 6.0 | Ch. 13: 7.0 | Ch. 11: 18.5 | Ch. 11: 19.5 | Ch. 11: 18.5 | Ch. 11: 19.5 | Ch. 2: 19.5 | Ch. 2: 20.5 |
| | | | | Ch. 12: 11.0 | Ch. 12: 12.0 | Ch. 12: 11.0 | Ch. 12: 12.0 | Ch. 11: 17.5 | Ch. 11: 18.5 |
| | | | | Ch. 13: 9.0 | Ch. 13: 10.0 | Ch. 13: 9.0 | Ch. 13: 10.0 | Ch. 12: 11.0 | Ch. 12: 12.0 |
| | | | | | | | | Ch. 13: 9.0 | Ch. 13: 10.0 |




1.3.3 2.4 GHz Reduced WLAN Output Powers

Note: Targets for 802.11ax RU operations can be found in Appendix J

The below table is applicable in the following conditions:

- RCV Active
- Simultaneous conditions with 5/6 GHz WLAN (RCV not Active)
- Simultaneous conditions with 5G FR1 NR (RCV not Active)
- Simultaneous conditions with 5G FR1 NR and 5/6 GHz WLAN (RCV not Active)
- RCV Active during simultaneous conditions with 5G FR1 NR




| Mode | Band | IEEE 802.11 (in dBm) | | | | | | | |
|-----------------|----------|-----------------------|-------------|-------------------|--------------|------------------------|--------------|------------------------------|--------------|
| | | SISO | | MIMO | | | | | |
| | | Antenna 1 & Antenna 2 | | g (CDD + STBC) | | n (CDD + STBC, SDM) | | ax (SU) (CDD + STBC, SDM) | |
| | | b | | g | | n | | ax (SU) | |
| Nominal | Maximum | Nominal | Maximum | Nominal | Maximum | Nominal | Maximum | | |
| 2.4 GHz WIFI | 2.45 GHz | 16.0 | 17.0 | 19.0 | 20.0 | 19.0 | 20.0 | 19.0 | 20.0 |
| | | Ch. 12: 8.0 | Ch. 12: 9.0 | Ch. 1: 18.5 | Ch. 1: 19.5 | Ch. 1: 18.5 | Ch. 1: 19.5 | Ch. 1: 17.5 | Ch. 1: 18.5 |
| | | Ch. 13: 6.0 | Ch. 13: 7.0 | Ch. 11: 18.5 | Ch. 11: 19.5 | Ch. 11: 18.5 | Ch. 11: 19.5 | Ch. 11: 17.5 | Ch. 11: 18.5 |
| | | | | Ch. 12: 11.0 | Ch. 12: 12.0 | Ch. 12: 11.0 | Ch. 12: 12.0 | Ch. 12: 11.0 | Ch. 12: 12.0 |
| | | | | Ch. 13: 9.0 | Ch. 13: 10.0 | Ch. 13: 9.0 | Ch. 13: 10.0 | Ch. 13: 9.0 | Ch. 13: 10.0 |

| | | | | |
|---|--|--------------------------------------|---|--|
| FCC ID: A3LSMS908E |  PCTEST Proud to be part of  | SAR EVALUATION REPORT |  | Approved by: Quality Manager |
| Document S/N: 1M2109220110-01.A3L (Rev 1) | Test Dates: 10/18/21 - 12/16/21 | DUT Type: Portable Handset | Page 8 of 119 | |

The below table is applicable in the following conditions:

- RCV Active during simultaneous conditions with 5/6 GHz WLAN
- RCV Active during simultaneous conditions with 5G FR1 NR and 5/6 GHz WLAN




| Mode | Band | IEEE 802.11 (in dBm) | | | | | | | |
|-----------------|----------|-----------------------|-------------|-------------------|--------------|------------------------|--------------|------------------------------|--------------|
| | | SISO | | MIMO | | | | | |
| | | Antenna 1 & Antenna 2 | | g (CDD + STBC) | | n (CDD + STBC, SDM) | | ax (SU) (CDD + STBC, SDM) | |
| | | b | | g | | n | | ax (SU) | |
| | | Nominal | Maximum | Nominal | Maximum | Nominal | Maximum | Nominal | Maximum |
| 2.4 GHz WIFI | 2.45 GHz | 13.0 | 14.0 | 16.0 | 17.0 | 16.0 | 17.0 | 16.0 | 17.0 |
| | | Ch. 12: 8.0 | Ch. 12: 9.0 | Ch. 12: 11.0 | Ch. 12: 12.0 | Ch. 12: 11.0 | Ch. 12: 12.0 | Ch. 12: 11.0 | Ch. 12: 12.0 |
| | | Ch. 13: 6.0 | Ch. 13: 7.0 | Ch. 13: 9.0 | Ch. 13: 10.0 | Ch. 13: 9.0 | Ch. 13: 10.0 | Ch. 13: 9.0 | Ch. 13: 10.0 |

| | | | | |
|---|--|--------------------------------------|---|--|
| FCC ID: A3LSMS908E |  PCTEST Proud to be part of  | SAR EVALUATION REPORT |  | Approved by: Quality Manager |
| Document S/N: 1M2109220110-01.A3L (Rev 1) | Test Dates: 10/18/21 - 12/16/21 | DUT Type: Portable Handset | Page 9 of 119 | |

1.3.4 5 GHz Maximum SISO/MIMO WLAN Output Power

Note: Targets for 802.11ax RU operations can be found in Appendix J

| Mode | Band | IEEE 802.11 (in dBm) | | | | | | | |
|---------------------------------|-----------|----------------------|---------|------------------------|---------|-------------------------|---------|------------------------------|---------|
| | | MIMO | | | | | | | |
| | | a (CDD + STBC) | | n (CDD + STBC, SDM) | | ac (CDD + STBC, SDM) | | ax (SU) (CDD + STBC, SDM) | |
| | | Nominal | Maximum | Nominal | Maximum | Nominal | Maximum | Nominal | Maximum |
| 5 GHz WIFI (20MHz BW) | UNII-1 | 17.5 | 18.5 | 17.5 | 18.5 | 17.5 | 18.5 | 17.5 | 18.5 |
| | UNII-2A | 17.5 | 18.5 | 17.5 | 18.5 | 17.5 | 18.5 | 17.5 | 18.5 |
| | UNII-2C | 17.5 | 18.5 | 17.5 | 18.5 | 17.5 | 18.5 | 17.5 | 18.5 |
| | UNII-3 | 17.5 | 18.5 | 17.5 | 18.5 | 17.5 | 18.5 | 17.5 | 18.5 |
| | UNII-4 | 17.5 | 18.5 | 17.5 | 18.5 | 17.5 | 18.5 | 17.5 | 18.5 |
| 5 GHz WIFI (40MHz BW) | UNII-1 | | | 17.5 | 18.5 | 17.5 | 18.5 | 17.5 | 18.5 |
| | UNII-2A | | | 17.5 | 18.5 | 17.5 | 18.5 | 17.5 | 18.5 |
| | UNII-2C | | | 17.5 | 18.5 | 17.5 | 18.5 | 17.5 | 18.5 |
| | UNII-3 | | | 17.5 | 18.5 | 17.5 | 18.5 | 17.5 | 18.5 |
| | UNII-4 | | | 17.5 | 18.5 | 17.5 | 18.5 | 17.5 | 18.5 |
| 5 GHz WIFI (80MHz BW) | UNII-1 | | | | | 16.5 | 17.5 | 17.5 | 18.5 |
| | UNII-2A | | | | | 17.5 | 18.5 | 17.5 | 18.5 |
| | UNII-2C | | | | | 17.5 | 18.5 | 17.5 | 18.5 |
| | UNII-3 | | | | | 17.5 | 18.5 | 17.5 | 18.5 |
| | UNII-4 | | | | | 17.5 | 18.5 | 17.5 | 18.5 |
| 5 GHz WIFI (160MHz BW) | UNII-1/2A | | | | | 16.0 | 17.0 | 16.5 | 17.5 |
| | UNII-2C | | | | | 17.5 | 18.5 | 17.5 | 18.5 |
| | UNII-3/4 | | | | | 17.5 | 18.5 | 17.5 | 18.5 |

| | | | | |
|--|--|-------------------------------|---|---------------------------------|
| FCC ID: A3LSMS908E |  PCTEST Proud to be part of  | SAR EVALUATION REPORT |  | Approved by: Quality Manager |
| Document S/N: 1M2109220110-01.A3L (Rev 1) | Test Dates: 10/18/21 - 12/16/21 | DUT Type: Portable Handset | | Page 10 of 119 |




1.3.5 5 GHz Reduced WLAN Output Powers

Note: Targets for 802.11ax RU operations can be found in Appendix J

The below table is applicable in the following conditions:

- RCV Active
- Simultaneous conditions with 2.4 GHz WLAN
- Simultaneous conditions with 5G FR1 NR
- Simultaneous conditions with 5G FR1 NR and 2.4 GHz WLAN
- RCV Active during simultaneous conditions with 2.4 GHz WLAN
- RCV Active during simultaneous conditions with 5G FR1 NR
- RCV Active during simultaneous conditions with 5G FR1 NR and 2.4 GHz WLAN

| Mode | Band | IEEE 802.11 (in dBm) | | | | | | | |
|---------------------------------|-----------|----------------------|---------|------------------------|---------|-------------------------|---------|------------------------------|---------|
| | | MIMO | | | | | | | |
| | | a (CDD + STBC) | | n (CDD + STBC, SDM) | | ac (CDD + STBC, SDM) | | ax (SU) (CDD + STBC, SDM) | |
| | | Nominal | Maximum | Nominal | Maximum | Nominal | Maximum | Nominal | Maximum |
| 5 GHz WIFI (20MHz BW) | UNII-1 | 16.0 | 17.0 | 16.0 | 17.0 | 16.0 | 17.0 | 16.0 | 17.0 |
| | UNII-2A | 16.0 | 17.0 | 16.0 | 17.0 | 16.0 | 17.0 | 16.0 | 17.0 |
| | UNII-2C | 16.0 | 17.0 | 16.0 | 17.0 | 16.0 | 17.0 | 16.0 | 17.0 |
| | UNII-3 | 16.0 | 17.0 | 16.0 | 17.0 | 16.0 | 17.0 | 16.0 | 17.0 |
| | UNII-4 | 16.0 | 17.0 | 16.0 | 17.0 | 16.0 | 17.0 | 16.0 | 17.0 |
| 5 GHz WIFI (40MHz BW) | UNII-1 | | | 16.0 | 17.0 | 16.0 | 17.0 | 16.0 | 17.0 |
| | UNII-2A | | | 16.0 | 17.0 | 16.0 | 17.0 | 16.0 | 17.0 |
| | UNII-2C | | | 16.0 | 17.0 | 16.0 | 17.0 | 16.0 | 17.0 |
| | UNII-3 | | | 16.0 | 17.0 | 16.0 | 17.0 | 16.0 | 17.0 |
| | UNII-4 | | | 16.0 | 17.0 | 16.0 | 17.0 | 16.0 | 17.0 |
| 5 GHz WIFI (80MHz BW) | UNII-1 | | | | | 16.0 | 17.0 | 16.0 | 17.0 |
| | UNII-2A | | | | | 16.0 | 17.0 | 16.0 | 17.0 |
| | UNII-2C | | | | | 16.0 | 17.0 | 16.0 | 17.0 |
| | UNII-3 | | | | | 16.0 | 17.0 | 16.0 | 17.0 |
| | UNII-4 | | | | | 16.0 | 17.0 | 16.0 | 17.0 |
| 5 GHz WIFI (160MHz BW) | UNII-1/2A | | | | | 16.0 | 17.0 | 16.0 | 17.0 |
| | UNII-2C | | | | | 16.0 | 17.0 | 16.0 | 17.0 |
| | UNII-3/4 | | | | | 16.0 | 17.0 | 16.0 | 17.0 |

| | | | | |
|---|--|--------------------------------------|---|--|
| FCC ID: A3LSMS908E |  PCTEST Proud to be part of  | SAR EVALUATION REPORT |  | Approved by: Quality Manager |
| Document S/N: 1M2109220110-01.A3L (Rev 1) | Test Dates: 10/18/21 - 12/16/21 | DUT Type: Portable Handset | | Page 11 of 119 |

1.3.6 2.4 GHz Maximum Bluetooth Output Power




| Mode | Single Antenna | | | | Single Antenna in Dual Mode | | | | Dual | |
|------------------------------------|----------------|---------|-----------|---------|-----------------------------|---------|-----------|---------|---------|---------|
| | Antenna 1 | | Antenna 2 | | Antenna 1 | | Antenna 2 | | | |
| | Nominal | Maximum | Nominal | Maximum | Nominal | Maximum | Nominal | Maximum | Nominal | Maximum |
| Bluetooth (in dBm) | 17.0 | 18.0 | 16.5 | 17.5 | 12.0 | 13.0 | 10.0 | 11.0 | 14.0 | 15.0 |
| Bluetooth EDR (in dBm) | 17.0 | 18.0 | 16.5 | 17.5 | 9.5 | 10.5 | 8.5 | 9.5 | 12.0 | 13.0 |
| Bluetooth LE 1/2Mbps (in dBm) | 17.0 | 18.0 | 15.0 | 16.0 | 11.0 | 12.0 | 9.0 | 10.0 | 13.0 | 14.0 |
| Bluetooth LE 125/500 kbps (in dBm) | | | | | 11.0 | 12.0 | 9.0 | 10.0 | | |

1.3.7 2.4 GHz Reduced Bluetooth Output Power

The below table is applicable in the following conditions:

- RCV active

| Mode | Single Antenna | | | | Single Antenna in Dual Mode | | | | Dual | |
|------------------------------------|----------------|---------|-----------|---------|-----------------------------|---------|-----------|---------|---------|---------|
| | Antenna 1 | | Antenna 2 | | Antenna 1 | | Antenna 2 | | | |
| | Nominal | Maximum | Nominal | Maximum | Nominal | Maximum | Nominal | Maximum | Nominal | Maximum |
| Bluetooth (in dBm) | 14.0 | 15.0 | 14.0 | 15.0 | 12.0 | 13.0 | 10.0 | 11.0 | 14.0 | 15.0 |
| Bluetooth EDR (in dBm) | 14.0 | 15.0 | 14.0 | 15.0 | 9.5 | 10.5 | 8.5 | 9.5 | 12.0 | 13.0 |
| Bluetooth LE 1/2Mbps (in dBm) | 14.0 | 15.0 | 14.0 | 15.0 | 11.0 | 12.0 | 9.0 | 10.0 | 13.0 | 14.0 |
| Bluetooth LE 125/500 kbps (in dBm) | | | | | 11.0 | 12.0 | 9.0 | 10.0 | | |

| | | | | |
|--|--|-------------------------------|---|---------------------------------|
| FCC ID: A3LSMS908E |  PCTEST Proud to be part of  | SAR EVALUATION REPORT |  | Approved by: Quality Manager |
| Document S/N: 1M2109220110-01.A3L (Rev 1) | Test Dates: 10/18/21 - 12/16/21 | DUT Type: Portable Handset | Page 12 of 119 | |

1.4 DUT Antenna Locations

The overall dimensions of this device are > 9 x 5 cm. A diagram showing the location of the device antennas can be found in Appendix E. Since the diagonal dimension of this device is > 160 mm and <200 mm, it is considered a “phablet.”




**Table 1-1
Device Edges/Sides for SAR Testing**

| Mode | Back | Front | Top | Bottom | Right | Left |
|----------------------|------|-------|-----|--------|-------|------|
| GPRS 850 A | Yes | Yes | No | Yes | Yes | Yes |
| GPRS 1900 A | Yes | Yes | No | Yes | Yes | Yes |
| UMTS 850 A | Yes | Yes | No | Yes | Yes | Yes |
| UMTS 1750 A | Yes | Yes | No | Yes | Yes | Yes |
| UMTS 1900 A | Yes | Yes | No | Yes | Yes | Yes |
| LTE Band 12 A | Yes | Yes | No | Yes | Yes | Yes |
| LTE Band 13 A | Yes | Yes | No | Yes | Yes | Yes |
| LTE Band 26 (Cell) A | Yes | Yes | No | Yes | Yes | Yes |
| LTE Band 66 (AWS) A | Yes | Yes | No | Yes | Yes | Yes |
| LTE Band 4 (AWS) J | Yes | Yes | Yes | No | Yes | No |
| LTE Band 25 (PCS) A | Yes | Yes | No | Yes | Yes | Yes |
| LTE Band 2 (PCS) A | Yes | Yes | No | Yes | Yes | Yes |
| LTE Band 41 B | Yes | Yes | No | Yes | Yes | No |
| NR Band n5 A | Yes | Yes | No | No | No | No |
| NR Band n66 A | Yes | Yes | Yes | Yes | No | Yes |
| NR Band n66 J | Yes | Yes | Yes | No | Yes | No |
| 2.4 GHz WLAN Ant 1 | Yes | Yes | Yes | No | No | Yes |
| 2.4 GHz WLAN Ant 2 | Yes | Yes | No | No | No | Yes |
| 2.4 GHz WLAN MIMO | Yes | Yes | Yes | No | No | Yes |
| 5 GHz WLAN MIMO | Yes | Yes | Yes | No | No | Yes |
| Bluetooth Ant 1 | Yes | Yes | Yes | No | No | Yes |
| Bluetooth Ant 2 | Yes | Yes | No | No | No | Yes |

Note: Particular DUT edges were not required to be evaluated for wireless router SAR or phablet SAR if the edges were greater than 2.5 cm from the transmitting antenna according to FCC KDB Publication 941225 D06v02r01 Section III and FCC KDB Publication 648474 D04v01r03. The distances between the transmit antennas and the edges of the device are included in the filing. When wireless router mode is enabled, U-NII-1, U-NII-2A, U-NII-2C, UNII-4, and WIFI6E operations are disabled.

1.5 Near Field Communications (NFC) Antenna

This DUT has NFC operations. The NFC antenna is integrated into the device for this model. Therefore, all SAR tests were performed with the device which already incorporates the NFC antenna. A diagram showing the location of the NFC antenna can be found in Appendix E.

| | | | | |
|--|--|-------------------------------|---|---------------------------------|
| FCC ID: A3LSMS908E |  PCTEST Proud to be part of  | SAR EVALUATION REPORT |  | Approved by: Quality Manager |
| Document S/N: 1M2109220110-01.A3L (Rev 1) | Test Dates: 10/18/21 - 12/16/21 | DUT Type: Portable Handset | | Page 13 of 119 |




1.6 Simultaneous Transmission Capabilities

According to FCC KDB Publication 447498 D01v06, transmitters are considered to be operating simultaneously when there is overlapping transmission, with the exception of transmissions during network hand-offs with maximum hand-off duration less than 30 seconds.

This device contains multiple transmitters that may operate simultaneously, and therefore requires a simultaneous transmission analysis according to FCC KDB Publication 447498 D01v06 4.3.2 procedures.

**Table 1-2
Simultaneous Transmission Scenarios**

| No. | Capable Transmit Configuration | Head | Body-Worn Accessory | Wireless Router | Phablet | Notes |
|-----|--|------------------|---------------------|------------------|---------|--|
| 1 | GSM voice + 2.4 GHz WLAN | Yes | Yes | N/A | Yes | |
| 2 | GSM voice + 2.4 GHz WLAN MIMO | Yes | Yes | N/A | Yes | |
| 3 | GSM voice + 5 GHz WLAN MIMO | Yes | Yes | N/A | Yes | |
| 4 | GSM voice + 6 GHz WLAN MIMO | Yes | Yes | N/A | Yes | |
| 5 | GSM voice + 2.4 GHz Bluetooth | Yes [^] | Yes | N/A | Yes | [^] Bluetooth Tethering is considered |
| 6 | GSM voice + 2.4 GHz Bluetooth MIMO | Yes | Yes | N/A | Yes | |
| 7 | GSM voice + 2.4 GHz WLAN + 5 GHz WLAN MIMO | Yes | Yes | N/A | Yes | |
| 8 | GSM voice + 2.4 GHz WLAN MIMO + 5 GHz WLAN MIMO | Yes | Yes | N/A | Yes | |
| 9 | GSM voice + 2.4 GHz WLAN + 6 GHz WLAN MIMO | Yes | Yes | N/A | Yes | |
| 10 | GSM voice + 2.4 GHz WLAN MIMO + 5 GHz WLAN MIMO | Yes | Yes | N/A | Yes | |
| 11 | GSM voice + 2.4 GHz Bluetooth + 5 GHz WLAN MIMO | Yes [^] | Yes | N/A | Yes | [^] Bluetooth Tethering is considered |
| 12 | GSM voice + 2.4 GHz Bluetooth MIMO + 5 GHz WLAN MIMO | Yes | Yes | N/A | Yes | |
| 13 | GSM voice + 2.4 GHz Bluetooth + 6 GHz WLAN MIMO | Yes [^] | Yes | N/A | Yes | [^] Bluetooth Tethering is considered |
| 14 | GSM voice + 2.4 GHz Bluetooth MIMO + 6 GHz WLAN MIMO | Yes | Yes | N/A | Yes | |
| 15 | UMTS + 2.4 GHz WLAN | Yes | Yes | Yes | Yes | |
| 16 | UMTS + 2.4 GHz WLAN MIMO | Yes | Yes | Yes | Yes | |
| 17 | UMTS + 5 GHz WLAN MIMO | Yes | Yes | Yes | Yes | |
| 18 | UMTS + 6 GHz WLAN MIMO | Yes | Yes | N/A | Yes | |
| 19 | UMTS + 2.4 GHz Bluetooth | Yes [^] | Yes | Yes [^] | Yes | [^] Bluetooth Tethering is considered |
| 20 | UMTS + 2.4 GHz Bluetooth MIMO | Yes | Yes | Yes | Yes | |
| 21 | UMTS + 2.4 GHz WLAN + 5 GHz WLAN MIMO | Yes | Yes | Yes | Yes | |
| 22 | UMTS + 2.4 GHz WLAN MIMO + 5 GHz WLAN MIMO | Yes | Yes | Yes | Yes | |
| 23 | UMTS + 2.4 GHz WLAN + 6 GHz WLAN MIMO | Yes | Yes | N/A | Yes | |
| 24 | UMTS + 2.4 GHz WLAN MIMO + 6 GHz WLAN MIMO | Yes | Yes | N/A | Yes | |
| 25 | UMTS + 2.4 GHz Bluetooth + 5 GHz WLAN MIMO | Yes [^] | Yes | Yes [^] | Yes | [^] Bluetooth Tethering is considered |
| 26 | UMTS + 2.4 GHz Bluetooth MIMO + 5 GHz WLAN MIMO | Yes | Yes | Yes | Yes | |
| 27 | UMTS + 2.4 GHz Bluetooth + 6 GHz WLAN MIMO | Yes [^] | Yes | N/A | Yes | [^] Bluetooth Tethering is considered |
| 28 | UMTS + 2.4 GHz Bluetooth MIMO + 6 GHz WLAN MIMO | Yes | Yes | N/A | Yes | |
| 29 | LTE + 2.4 GHz WLAN | Yes | Yes | Yes | Yes | |
| 30 | LTE + 2.4 GHz WLAN MIMO | Yes | Yes | Yes | Yes | |
| 31 | LTE + 5 GHz WLAN MIMO | Yes | Yes | Yes | Yes | |
| 32 | LTE + 6 GHz WLAN MIMO | Yes | Yes | N/A | Yes | |
| 33 | LTE + 2.4 GHz Bluetooth | Yes [^] | Yes | Yes [^] | Yes | [^] Bluetooth Tethering is considered |
| 34 | LTE + 2.4 GHz Bluetooth MIMO | Yes | Yes | Yes | Yes | |
| 35 | LTE + 2.4 GHz WLAN + 5 GHz WLAN MIMO | Yes | Yes | Yes | Yes | |
| 36 | LTE + 2.4 GHz WLAN MIMO + 5 GHz WLAN MIMO | Yes | Yes | Yes | Yes | |
| 37 | LTE + 2.4 GHz WLAN + 6 GHz WLAN MIMO | Yes | Yes | N/A | Yes | |
| 38 | LTE + 2.4 GHz WLAN MIMO + 6 GHz WLAN MIMO | Yes | Yes | N/A | Yes | |
| 39 | LTE + 2.4 GHz Bluetooth + 5 GHz WLAN MIMO | Yes [^] | Yes | Yes [^] | Yes | [^] Bluetooth Tethering is considered |
| 40 | LTE + 2.4 GHz Bluetooth MIMO + 5 GHz WLAN MIMO | Yes | Yes | Yes | Yes | |
| 41 | LTE + 2.4 GHz Bluetooth + 6 GHz WLAN MIMO | Yes [^] | Yes | N/A | Yes | [^] Bluetooth Tethering is considered |
| 42 | LTE + 2.4 GHz Bluetooth MIMO + 6 GHz WLAN MIMO | Yes | Yes | N/A | Yes | |
| 43 | LTE + NR | Yes | Yes | N/A | Yes | |
| 44 | LTE + NR + 2.4 GHz WLAN | Yes | Yes | Yes | Yes | |
| 45 | LTE + NR + 2.4 GHz WLAN MIMO | Yes | Yes | Yes | Yes | |
| 46 | LTE + NR + 5 GHz WLAN MIMO | Yes | Yes | Yes | Yes | |
| 47 | LTE + NR + 6 GHz WLAN MIMO | Yes | Yes | N/A | Yes | |
| 48 | LTE + NR + 2.4 GHz Bluetooth | Yes [^] | Yes | Yes [^] | Yes | [^] Bluetooth Tethering is considered |
| 49 | LTE + NR + 2.4 GHz Bluetooth MIMO | Yes | Yes | Yes | Yes | |
| 50 | LTE + NR + 2.4 GHz WLAN + 5 GHz WLAN MIMO | Yes | Yes | Yes | Yes | |
| 51 | LTE + NR + 2.4 GHz WLAN MIMO + 5 GHz WLAN MIMO | Yes | Yes | Yes | Yes | |
| 52 | LTE + NR + 2.4 GHz WLAN + 6 GHz WLAN MIMO | Yes | Yes | N/A | Yes | |
| 53 | LTE + NR + 2.4 GHz WLAN MIMO + 6 GHz WLAN MIMO | Yes | Yes | N/A | Yes | |
| 54 | LTE + NR + 2.4 GHz Bluetooth + 5 GHz WLAN MIMO | Yes [^] | Yes | Yes [^] | Yes | [^] Bluetooth Tethering is considered |
| 55 | LTE + NR + 2.4 GHz Bluetooth MIMO + 5 GHz WLAN MIMO | Yes | Yes | Yes | Yes | |
| 56 | LTE + NR + 2.4 GHz Bluetooth + 6 GHz WLAN MIMO | Yes [^] | Yes | N/A | Yes | [^] Bluetooth Tethering is considered |
| 57 | LTE + NR + 2.4 GHz Bluetooth MIMO + 6 GHz WLAN MIMO | Yes | Yes | N/A | Yes | |
| 58 | NR + 2.4 GHz WLAN | Yes | Yes | Yes | Yes | |
| 59 | NR + 2.4 GHz WLAN MIMO | Yes | Yes | Yes | Yes | |
| 60 | NR + 5 GHz WLAN MIMO | Yes | Yes | Yes | Yes | |
| 61 | NR + 6 GHz WLAN MIMO | Yes | Yes | N/A | Yes | |
| 62 | NR + 2.4 GHz Bluetooth | Yes [^] | Yes | Yes [^] | Yes | [^] Bluetooth Tethering is considered |
| 63 | NR + 2.4 GHz Bluetooth MIMO | Yes | Yes | Yes | Yes | |
| 64 | NR + 2.4 GHz WLAN + 5 GHz WLAN MIMO | Yes | Yes | Yes | Yes | |
| 65 | NR + 2.4 GHz WLAN MIMO + 5 GHz WLAN MIMO | Yes | Yes | Yes | Yes | |
| 66 | NR + 2.4 GHz WLAN + 6 GHz WLAN MIMO | Yes | Yes | N/A | Yes | |
| 67 | NR + 2.4 GHz WLAN MIMO + 6 GHz WLAN MIMO | Yes | Yes | N/A | Yes | |
| 68 | NR + 2.4 GHz Bluetooth + 5 GHz WLAN MIMO | Yes [^] | Yes | Yes [^] | Yes | [^] Bluetooth Tethering is considered |
| 69 | NR + 2.4 GHz Bluetooth MIMO + 5 GHz WLAN MIMO | Yes | Yes | Yes | Yes | |
| 70 | NR + 2.4 GHz Bluetooth + 6 GHz WLAN MIMO | Yes [^] | Yes | N/A | Yes | [^] Bluetooth Tethering is considered |
| 71 | NR + 2.4 GHz Bluetooth MIMO + 6 GHz WLAN MIMO | Yes | Yes | N/A | Yes | |
| 72 | GPRS/EDGE + 2.4 GHz WLAN | N/A | N/A | N/A | Yes | |
| 73 | GPRS/EDGE + 2.4 GHz WLAN MIMO | N/A | N/A | N/A | Yes | |
| 74 | GPRS/EDGE + 5 GHz WLAN MIMO | N/A | N/A | N/A | Yes | |
| 75 | GPRS/EDGE + 6 GHz WLAN MIMO | N/A | N/A | N/A | N/A | |
| 76 | GPRS/EDGE + 2.4 GHz Bluetooth | N/A | N/A | Yes [^] | Yes | [^] Bluetooth Tethering is considered |
| 77 | GPRS/EDGE + 2.4 GHz Bluetooth MIMO | N/A | N/A | N/A | Yes | |
| 78 | GPRS/EDGE + 2.4 GHz WLAN + 5 GHz WLAN MIMO | N/A | N/A | Yes | Yes | |
| 79 | GPRS/EDGE + 2.4 GHz WLAN MIMO + 5 GHz WLAN MIMO | N/A | N/A | Yes | Yes | |
| 80 | GPRS/EDGE + 2.4 GHz WLAN + 6 GHz WLAN MIMO | N/A | N/A | N/A | Yes | |
| 81 | GPRS/EDGE + 2.4 GHz WLAN MIMO + 6 GHz WLAN MIMO | N/A | N/A | N/A | Yes | |
| 82 | GPRS/EDGE + 2.4 GHz Bluetooth + 5 GHz WLAN MIMO | N/A | N/A | Yes [^] | Yes | [^] Bluetooth Tethering is considered |
| 83 | GPRS/EDGE + 2.4 GHz Bluetooth MIMO + 5 GHz WLAN MIMO | N/A | N/A | N/A | Yes | |
| 84 | GPRS/EDGE + 2.4 GHz Bluetooth + 6 GHz WLAN MIMO | N/A | N/A | N/A | Yes | |
| 85 | GPRS/EDGE + 2.4 GHz Bluetooth MIMO + 6 GHz WLAN MIMO | N/A | N/A | N/A | Yes | |

| | | | | |
|--|---|-------------------------------|---|---------------------------------|
| FCC ID: A3LSMS908E |  PCTEST Proud to be part of  | SAR EVALUATION REPORT |  | Approved by: Quality Manager |
| Document S/N: 1M2109220110-01.A3L (Rev 1) | Test Dates: 10/18/21 - 12/16/21 | DUT Type: Portable Handset | | Page 14 of 119 |

1. 2.4 GHz WLAN and 2.4 GHz Bluetooth share the same antenna path and cannot transmit simultaneously.
2. 5 GHz WLAN and 6 GHz WLAN share the same antenna path and cannot transmit simultaneously.
3. When the user utilizes multiple services in UMTS 3G mode it uses multi-Radio Access Bearer or multi-RAB. The power control is based on a physical control channel (Dedicated Physical Control Channel [DPCCH]) and power control will be adjusted to meet the needs of both services. Therefore, the UMTS+WLAN scenario also represents the UMTS Voice/DATA + WLAN Hotspot scenario.
4. Per the manufacturer, WIFI Direct is not expected to be used in conjunction with a held-to-ear or body-worn accessory voice call. Therefore, there are no simultaneous transmission scenarios involving WIFI direct beyond that listed in the above table.
5. 5 GHz Wireless Router is only supported for the U-NII-3 by S/W, therefore U-NII-1, U-NII-2A, U-NII-2C, and U-NII-4 were not evaluated for wireless router conditions.
6. 6 GHz Wireless Router is not supported, therefore it was not evaluated for wireless router conditions.
7. This device supports 2x2 MIMO Tx for WLAN 802.11a/g/n/ac/ax. 802.11a/g/n/ac/ax supports CDD and STBC and 802.11n/ac/ax additionally supports SDM. 5/6GHz WLAN can transmit only when operating with MIMO.
8. This device supports VoWIFI.
9. This device supports Bluetooth Tethering in SISO Mode.
10. This device supports VoLTE.
11. This device supports VoNR.
12. LTE + 5G NR FR1 Scenarios are limited to EN-DC combinations with anchor bands as shown in the NR FR1 checklist.

1.7 Miscellaneous SAR Test Considerations

(A) WIFI/BT

Since U-NII-1 and U-NII-2A bands have the same maximum output power and the highest reported SAR for U-NII-2A is less than 1.2 W/kg, SAR is not required for U-NII-1 band according to FCC KDB Publication 248227 D01v02r02.

Since Wireless Router operations are not allowed by the chipset firmware using U-NII-1, U-NII-2A & U-NII-2C, and U-NII-4 WIFI, only 2.4 GHz and U-NII-3 WIFI Hotspot SAR tests and combinations are considered for SAR with respect to Wireless Router configurations according to FCC KDB 941225 D06v02r01.




This device supports IEEE 802.11ax with the following features:

- a) Up to 160 MHz Bandwidth only for 5/6 GHz
- b) Up to 20 MHz Bandwidth only for 2.4 GHz
- c) 2 Tx antenna output
- d) Up to 1024 QAM is supported
- e) TDWR and Band gap channels are supported for 5/6 GHz
- f) MU-MIMO UL Operations are not supported

Per FCC KDB Publication 648474 D04v01r03, this device is considered a "phablet" since the diagonal dimension is greater than 160mm and less than 200mm. Phablet SAR tests are required when wireless router mode does not apply or if wireless router 1g SAR > 1.2 W/kg. Because wireless router operations are not supported for U-NII-1, U-NII-2A, U-NII-2C, and U-NII-4 WLAN, phablet SAR tests were performed. Phablet SAR was not evaluated for 2.4 GHz and U-NII-3 WLAN operations since wireless router 1g SAR was < 1.2 W/kg.

Per April 2019 TCB Workshop Notes, SAR testing was not required for 802.11ax when applying the initial test configuration procedures of KDB 248227, with 802.11ax considered a higher order 802.11 mode.

This device supports 6 GHz WIFI Operations. RF Exposure assessment for these bands can be found in the WIFI6E RF Exposure Report SN: 1M2109220110-25.A3L. Simultaneous transmission analysis is addressed in Appendix D of this report.

| | | | | |
|---|--|--------------------------------------|---|--|
| FCC ID: A3LSMS908E |  PCTEST Proud to be part of  | SAR EVALUATION REPORT |  | Approved by: Quality Manager |
| Document S/N: 1M2109220110-01.A3L (Rev 1) | Test Dates: 10/18/21 - 12/16/21 | DUT Type: Portable Handset | Page 15 of 119 | |

This device supports channel 1-13 for 2.4 GHZ WLAN. However, because channel 12/13 targets are not higher than that of channels 1-11, default channels for SAR testing are determined per FCC KDB 248227 D01v02r02.

(B) Licensed Transmitter(s)

GSM/GPRS/EDGE DTM is not supported for US bands. Therefore, the GSM Voice modes in this report do not transmit simultaneously with GPRS/EDGE Data.

This device is only capable of QPSK HSUPA in the uplink. Therefore, no additional SAR tests are required beyond that described for devices with HSUPA in KDB 941225 D01v03r01.

LTE SAR for the higher modulations and lower bandwidths were not tested since the maximum average output power of all required channels and configurations was not more than 0.5 dB higher than the highest bandwidth; and the reported LTE SAR for the highest bandwidth was less than 1.45 W/kg for all configurations according to FCC KDB 941225 D05v02r04.

This device supports LTE Carrier Aggregation (CA) in the downlink. All uplink communications are identical to Release 8 specifications. Per FCC KDB Publication 941225 D05A v01r02, SAR for LTE CA operations was not needed since the maximum average output power in LTE CA mode was not >0.25 dB higher than the maximum output power when downlink carrier aggregation was inactive. The downlink carrier aggregation exclusion analysis can be found in Appendix I.

Per FCC KDB Publication 648474 D04v01r03, this device is considered a "phablet" since the diagonal dimension is greater than 160mm and less than 200mm. Therefore, phablet SAR tests are required when wireless router mode does not apply or if wireless router 1g SAR > 1.2 W/kg.




This device supports downlink 4x4 MIMO operations for some LTE Bands. Per May 2017 TCB Workshop Notes, SAR for 4x4 DL MIMO was not needed since the maximum average output power in 4x4 DL MIMO mode was not more than 0.25 dB higher than the maximum output power with 4x4 DL MIMO inactive. Additionally, SAR for 4x4 MIMO Downlink Carrier Aggregation was not needed since the maximum average output power in 4x4 MIMO Downlink Carrier Aggregation mode was not more than 0.25 dB higher than the maximum output power with 4x4 MIMO Downlink and downlink carrier aggregation inactive.

This device supports LTE capabilities with overlapping transmission frequency ranges. When the supported frequency range of an LTE Band falls completely within an LTE band with a larger transmission frequency range, both LTE bands have the same target power (or the band with the larger transmission frequency range has a higher target power), and both LTE bands share the same transmission path and signal characteristics, SAR was only assessed for the band with the larger transmission frequency range.

This device supports both Power Class 2 (PC2) and Power Class 3 (PC3) for LTE Band 41. Per May 2017 TCB Workshop Notes, SAR tests were performed with Power Class 3 (given the specific UL/DL limitations for Power Class 2). Additionally, SAR testing for the power class 2 condition was evaluated for the highest configuration in Power Class 3 for each test configuration to confirm the results were scalable linearly (See Section 13).

NR implementation supports SA and NSA mode. In EN-DC mode, NR operates with the LTE Bands shown in the NR FR1 checklist acting as anchor bands. Per FCC guidance, SAR tests for NR Bands and LTE Anchors Bands were performed separately due to limitations in SAR probe calibration factors. During EN-DC conditions, NR n66 switches to operate on Antenna J. SAR tests were performed separately on Antenna J for NR n66.

This device supports inter-band LTE Carrier Aggregation (CA) for LTE Bands 2, 4, 5, 12, and 66 with two component carriers in the uplink. For CA_2A-4A uplink conditions, LTE B4 operates using Antenna J. SAR tests were performed separately on Antenna J for LTE B4.




| | | | | |
|--|--|-------------------------------|---|---------------------------------|
| FCC ID: A3LSMS908E |  Proud to be part of  | SAR EVALUATION REPORT |  | Approved by: Quality Manager |
| Document S/N: 1M2109220110-01.A3L (Rev 1) | Test Dates: 10/18/21 - 12/16/21 | DUT Type: Portable Handset | Page 16 of 119 | |

1.8 Guidance Applied



- IEEE 1528-2013
- FCC KDB Publication 941225 D01v03r01, D05v02r04, D05Av01r02, D06v02r01 (2G/3G/4G and Hotspot)
- FCC KDB Publication 248227 D01v02r02 (SAR Considerations for 802.11 Devices)
- FCC KDB Publication 447498 D01v06 (General SAR Guidance)
- FCC KDB Publication 865664 D01v01r04, D02v01r02 (SAR Measurements up to 6 GHz)
- FCC KDB Publication 648474 D04v01r03 (Phablet Procedures)
- FCC KDB Publication 616217 D04v01r02 (Proximity Sensor)
- October 2013 TCB Workshop Notes (GPRS Testing Considerations)
- October 2018 TCB Workshop Notes (Inter-band Uplink Carrier Aggregation)
- May 2017 TCB Workshop Notes (LTE 4x4 Downlink MIMO, LTE Band 41 Power Class 2/3)
- April 2018 TCB Workshop Notes (LTE Carrier Aggregation)
- April 2019 TCB Workshop Notes (IEEE 802.11ax, Dynamic Antenna Tuning)

1.9 Device Serial Numbers




Several samples with identical hardware were used to support SAR testing. The manufacturer has confirmed that the device(s) tested have the same physical, mechanical and thermal characteristics and are within operational tolerances expected for production units. The serial numbers used for each test are indicated alongside the results in Section 11.

| | | | | |
|--|---|-------------------------------|---|---------------------------------|
| FCC ID: A3LSMS908E |  <small>Proud to be part of</small>  | SAR EVALUATION REPORT |  | Approved by: Quality Manager |
| Document S/N: 1M2109220110-01.A3L (Rev 1) | Test Dates: 10/18/21 - 12/16/21 | DUT Type: Portable Handset | Page 17 of 119 | |

| LTE Information | | | | | | |
|---|---|----------------------------|----------------|----------------|-----------------|---------------|
| Form Factor | Portable Handset | | | | | |
| Frequency Range of each LTE transmission band | LTE Band 12 (699.7 - 715.3 MHz) | | | | | |
| | LTE Band 17 (706.5 - 713.5 MHz) | | | | | |
| | LTE Band 13 (779.5 - 784.5 MHz) | | | | | |
| | LTE Band 26 (Cell) (814.7 - 848.3 MHz) | | | | | |
| | LTE Band 5 (Cell) (824.7 - 848.3 MHz) | | | | | |
| | LTE Band 66 (AWS) (1710.7 - 1779.3 MHz) | | | | | |
| | LTE Band 4 (AWS) (1710.7 - 1754.3 MHz) | | | | | |
| | LTE Band 25 (PCS) (1850.7 - 1914.3 MHz) | | | | | |
| | LTE Band 2 (PCS) (1850.7 - 1909.3 MHz) | | | | | |
| | LTE Band 41 (2498.5 - 2687.5 MHz) | | | | | |
| | LTE Band 12: 1.4 MHz, 3 MHz, 5 MHz, 10 MHz | | | | | |
| | Channel Bandwidths | LTE Band 17: 5 MHz, 10 MHz | | | | |
| LTE Band 13: 5 MHz, 10 MHz | | | | | | |
| LTE Band 26 (Cell): 1.4 MHz, 3 MHz, 5 MHz, 10 MHz, 15 MHz | | | | | | |
| LTE Band 5 (Cell): 1.4 MHz, 3 MHz, 5 MHz, 10 MHz | | | | | | |
| LTE Band 66 (AWS): 1.4 MHz, 3 MHz, 5 MHz, 10 MHz, 15 MHz, 20 MHz | | | | | | |
| LTE Band 4 (AWS): 1.4 MHz, 3 MHz, 5 MHz, 10 MHz, 15 MHz, 20 MHz | | | | | | |
| LTE Band 25 (PCS): 1.4 MHz, 3 MHz, 5 MHz, 10 MHz, 15 MHz, 20 MHz | | | | | | |
| LTE Band 2 (PCS): 1.4 MHz, 3 MHz, 5 MHz, 10 MHz, 15 MHz, 20 MHz | | | | | | |
| LTE Band 41: 5 MHz, 10 MHz, 15 MHz, 20 MHz | | | | | | |
| Channel Numbers and Frequencies (MHz) | | Low | Low-Mid | Mid | Mid-High | High |
| LTE Band 12: 1.4 MHz | | 699.7 (23017) | | 707.5 (23095) | | 715.3 (23173) |
| LTE Band 12: 3 MHz | | 700.5 (23025) | | 707.5 (23095) | | 714.5 (23165) |
| LTE Band 12: 5 MHz | 701.5 (23035) | | 707.5 (23095) | | 713.5 (23155) | |
| LTE Band 12: 10 MHz | 704 (23060) | | 707.5 (23095) | | 711 (23130) | |
| LTE Band 17: 5 MHz | 706.5 (23755) | | 710 (23790) | | 713.5 (23825) | |
| LTE Band 17: 10 MHz | 709 (23780) | | 710 (23790) | | 711 (23800) | |
| LTE Band 13: 5 MHz | 779.5 (23205) | | 782 (23230) | | 784.5 (23255) | |
| LTE Band 13: 10 MHz | N/A | | 782 (23230) | | N/A | |
| LTE Band 26 (Cell): 1.4 MHz | 814.7 (26697) | | 831.5 (26865) | | 848.3 (27033) | |
| LTE Band 26 (Cell): 3 MHz | 815.5 (26705) | | 831.5 (26865) | | 847.5 (27025) | |
| LTE Band 26 (Cell): 5 MHz | 816.5 (26715) | | 831.5 (26865) | | 846.5 (27015) | |
| LTE Band 26 (Cell): 10 MHz | 819 (26740) | | 831.5 (26865) | | 844 (26990) | |
| LTE Band 26 (Cell): 15 MHz | 821.5 (26765) | | 831.5 (26865) | | 841.5 (26965) | |
| LTE Band 5 (Cell): 1.4 MHz | 824.7 (20407) | | 836.5 (20525) | | 848.3 (20643) | |
| LTE Band 5 (Cell): 3 MHz | 825.5 (20415) | | 836.5 (20525) | | 847.5 (20635) | |
| LTE Band 5 (Cell): 5 MHz | 826.5 (20425) | | 836.5 (20525) | | 846.5 (20625) | |
| LTE Band 5 (Cell): 10 MHz | 829 (20450) | | 836.5 (20525) | | 844 (20600) | |
| LTE Band 66 (AWS): 1.4 MHz | 1710.7 (131979) | | 1745 (132322) | | 1779.3 (132665) | |
| LTE Band 66 (AWS): 3 MHz | 1711.5 (131987) | | 1745 (132322) | | 1778.5 (132657) | |
| LTE Band 66 (AWS): 5 MHz | 1712.5 (131997) | | 1745 (132322) | | 1777.5 (132647) | |
| LTE Band 66 (AWS): 10 MHz | 1715 (132022) | | 1745 (132322) | | 1775 (132622) | |
| LTE Band 66 (AWS): 15 MHz | 1717.5 (132047) | | 1745 (132322) | | 1772.5 (132597) | |
| LTE Band 66 (AWS): 20 MHz | 1720 (132072) | | 1745 (132322) | | 1770 (132572) | |
| LTE Band 4 (AWS): 1.4 MHz | 1710.7 (19957) | | 1732.5 (20175) | | 1754.3 (20393) | |
| LTE Band 4 (AWS): 3 MHz | 1711.5 (19965) | | 1732.5 (20175) | | 1753.5 (20385) | |
| LTE Band 4 (AWS): 5 MHz | 1712.5 (19975) | | 1732.5 (20175) | | 1752.5 (20375) | |
| LTE Band 4 (AWS): 10 MHz | 1715 (20000) | | 1732.5 (20175) | | 1750 (20350) | |
| LTE Band 4 (AWS): 15 MHz | 1717.5 (20025) | | 1732.5 (20175) | | 1747.5 (20325) | |
| LTE Band 4 (AWS): 20 MHz | 1720 (20050) | | 1732.5 (20175) | | 1745 (20300) | |
| LTE Band 25 (PCS): 1.4 MHz | 1850.7 (26047) | | 1882.5 (26365) | | 1914.3 (26683) | |
| LTE Band 25 (PCS): 3 MHz | 1851.5 (26055) | | 1882.5 (26365) | | 1913.5 (26675) | |
| LTE Band 25 (PCS): 5 MHz | 1852.5 (26065) | | 1882.5 (26365) | | 1912.5 (26665) | |
| LTE Band 25 (PCS): 10 MHz | 1855 (26090) | | 1882.5 (26365) | | 1910 (26640) | |
| LTE Band 25 (PCS): 15 MHz | 1857.5 (26115) | | 1882.5 (26365) | | 1907.5 (26615) | |
| LTE Band 25 (PCS): 20 MHz | 1860 (26140) | | 1882.5 (26365) | | 1905 (26590) | |
| LTE Band 2 (PCS): 1.4 MHz | 1850.7 (18607) | | 1880 (18900) | | 1909.3 (19193) | |
| LTE Band 2 (PCS): 3 MHz | 1851.5 (18615) | | 1880 (18900) | | 1908.5 (19185) | |
| LTE Band 2 (PCS): 5 MHz | 1852.5 (18625) | | 1880 (18900) | | 1907.5 (19175) | |
| LTE Band 2 (PCS): 10 MHz | 1855 (18650) | | 1880 (18900) | | 1905 (19150) | |
| LTE Band 2 (PCS): 15 MHz | 1857.5 (18675) | | 1880 (18900) | | 1902.5 (19125) | |
| LTE Band 2 (PCS): 20 MHz | 1860 (18700) | | 1880 (18900) | | 1900 (19100) | |
| LTE Band 41: 5 MHz | 2506 (39750) | 2549.5 (40185) | 2593 (40620) | 2636.5 (41055) | 2680 (41490) | |
| LTE Band 41: 10 MHz | 2506 (39750) | 2549.5 (40185) | 2593 (40620) | 2636.5 (41055) | 2680 (41490) | |
| LTE Band 41: 15 MHz | 2506 (39750) | 2549.5 (40185) | 2593 (40620) | 2636.5 (41055) | 2680 (41490) | |
| LTE Band 41: 20 MHz | 2506 (39750) | 2549.5 (40185) | 2593 (40620) | 2636.5 (41055) | 2680 (41490) | |
| UE Category | DL UE Cat 20, UL UE Cat 18 | | | | | |
| Modulations Supported in UL | QPSK, 16QAM, 64QAM, 256QAM | | | | | |
| LTE MPR Permanently implemented per 3GPP TS 36.101 section 6.2.3~6.2.5? (manufacturer attestation to be provided) | YES | | | | | |
| A-MPR (Additional MPR) disabled for SAR Testing? | YES | | | | | |
| LTE Carrier Aggregation Possible Combinations | The technical description includes all the possible carrier aggregation combinations | | | | | |
| LTE Additional Information | This device does not support full CA features on 3GPP Release 15. It supports carrier aggregation downlink MIMO features as shown in Appendix I. All uplink communications are identical to the Release 8 Specifications. Uplink communications are done on the PCC. The following LTE Release 15 Features are not supported: Relay, HetNet, Enhanced MIMO, eCIC, WiFi Offloading, eMBMS, Cross-Carrier Scheduling, Enhanced SC-FDMA. | | | | | |

| | | | | |
|--|---|-------------------------------|---|---------------------------------|
| FCC ID: A3LSMS908E |  | SAR EVALUATION REPORT |  | Approved by: Quality Manager |
| Document S/N: 1M2109220110-01.A3L (Rev 1) | Test Dates: 10/18/21 - 12/16/21 | DUT Type: Portable Handset | | Page 18 of 119 |

| NR Information | | | |
|--|---|----------------|-----------------|
| Form Factor | Portable Handset | | |
| | NR Band n5 (Cell) (826.5 - 846.5 MHz) | | |
| | NR Band n66 (AWS) (1712.5 - 1777.5 MHz) | | |
| | NR Band n5 (Cell): 5 MHz, 10 MHz, 15 MHz, 20 MHz | | |
| | NR Band n66 (AWS): 5 MHz, 10 MHz, 15 MHz, 20 MHz | | |
| Channel Numbers and Frequencies (MHz) | | | |
| NR Band n5 (Cell): 5 MHz | 826.5 (165300) | 836.5 (167300) | 846.5 (169300) |
| NR Band n5 (Cell): 10 MHz | 829 (165800) | 836.5 (167300) | 844 (168800) |
| NR Band n5 (Cell): 15 MHz | 831.5 (166300) | 836.5 (167300) | 841.5 (168300) |
| NR Band n5 (Cell): 20 MHz | 834 (166800) | 836.5 (167300) | 839 (167800) |
| NR Band n66 (AWS): 5 MHz | 1712.5 (342500) | 1745 (349000) | 1777.5 (355500) |
| NR Band n66 (AWS): 10 MHz | 1715 (343000) | 1745 (349000) | 1775 (355000) |
| NR Band n66 (AWS): 15 MHz | 1717.5 (343500) | 1745 (349000) | 1772.5 (354500) |
| NR Band n66 (AWS): 20 MHz | 1720 (344000) | 1745 (349000) | 1770 (354000) |
| SCS for NR Band n5/n66 | 15 kHz | | |
| Modulations Supported in UL | DFT-s-OFDM: $\pi/2$ BPSK, QPSK, 16QAM, 64QAM, 256QAM CP-OFDM: QPSK, 16QAM, 64QAM, 256QAM | | |
| A-MPR (Additional MPR) disabled for SAR Testing? | YES | | |
| EN-DC Carrier Aggregation Possible Combinations | The technical description includes all the possible carrier aggregation combinations | | |
| LTE Anchor Bands for NR Band n5 (Cell) | LTE Band 2/66 | | |
| LTE Anchor Bands for NR Band n66 (AWS) | LTE Band 2/5/12/13 | | |

| | | | | |
|--|---|-------------------------------|---|---------------------------------|
| FCC ID: A3LSMS908E |  PCTEST Proud to be part of  | SAR EVALUATION REPORT |  | Approved by: Quality Manager |
| Document S/N: 1M2109220110-01.A3L (Rev 1) | Test Dates: 10/18/21 - 12/16/21 | DUT Type: Portable Handset | Page 19 of 119 | |

The FCC and Innovation, Science, and Economic Development Canada have adopted the guidelines for evaluating the environmental effects of radio frequency (RF) radiation in ET Docket 93-62 on Aug. 6, 1996 and Health Canada Safety Code 6 to protect the public and workers from the potential hazards of RF emissions due to FCC-regulated portable devices. [1]

The safety limits used for the environmental evaluation measurements are based on the criteria published by the American National Standards Institute (ANSI) for localized specific absorption rate (SAR) in IEEE/ANSI C95.1-1992 Standard for Safety Levels with Respect to Human Exposure to Radio Frequency Electromagnetic Fields, 3 kHz to 300 GHz [3] and Health Canada RF Exposure Guidelines Safety Code 6 [22]. The measurement procedure described in IEEE/ANSI C95.3-2002 Recommended Practice for the Measurement of Potentially Hazardous Electromagnetic Fields - RF and Microwave [4] is used for guidance in measuring the Specific Absorption Rate (SAR) due to the RF radiation exposure from the Equipment Under Test (EUT). These criteria for SAR evaluation are similar to those recommended by the International Committee for Non-Ionizing Radiation Protection (ICNIRP) in Biological Effects and Exposure Criteria for Radiofrequency Electromagnetic Fields,” Report No. Vol 74. SAR is a measure of the rate of energy absorption due to exposure to an RF transmitting source. SAR values have been related to threshold levels for potential biological hazards.

3.1 SAR Definition

Specific Absorption Rate is defined as the time derivative (rate) of the incremental energy (dU) absorbed by (dissipated in) an incremental mass (dm) contained in a volume element (dV) of a given density (ρ). It is also defined as the rate of RF energy absorption per unit mass at a point in an absorbing body (see Equation 3-1).

Equation 3-1
SAR Mathematical Equation

$$SAR = \frac{d}{dt} \left(\frac{dU}{dm} \right) = \frac{d}{dt} \left(\frac{dU}{\rho dv} \right)$$




SAR is expressed in units of Watts per Kilogram (W/kg).

$$SAR = \frac{\sigma \cdot E^2}{\rho}$$

where:

- σ = conductivity of the tissue-simulating material (S/m)
- ρ = mass density of the tissue-simulating material (kg/m³)
- E = Total RMS electric field strength (V/m)

NOTE: The primary factors that control rate of energy absorption were found to be the wavelength of the incident field in relation to the dimensions and geometry of the irradiated organism, the orientation of the organism in relation to the polarity of field vectors, the presence of reflecting surfaces, and whether conductive contact is made by the organism with a ground plane.[6]

| | | | | |
|---|--|--------------------------------------|---|--|
| FCC ID: A3LSMS908E |  PCTEST Proud to be part of  | SAR EVALUATION REPORT |  | Approved by: Quality Manager |
| Document S/N: 1M2109220110-01.A3L (Rev 1) | Test Dates: 10/18/21 - 12/16/21 | DUT Type: Portable Handset | Page 20 of 119 | |

4 DOSIMETRIC ASSESSMENT

4.1 Measurement Procedure

The evaluation was performed using the following procedure compliant to FCC KDB Publication 865664 D01v01r04 and IEEE 1528-2013:

1. The SAR distribution at the exposed side of the head or body was measured at a distance no greater than 5.0 mm from the inner surface of the shell. The area covered the entire dimension of the device-head and body interface and the horizontal grid resolution was determined per FCC KDB Publication 865664 D01v01r04 (See Table 4-1) and IEEE 1528-2013.
2. The point SAR measurement was taken at the maximum SAR region determined from Step 1 to enable the monitoring of SAR fluctuations/drifts during the 1g/10g cube evaluation. SAR at this fixed point was measured and used as a reference value.
3. Based on the area scan data, the peak of the region with maximum SAR was determined by spline interpolation. Around this point, a volume was assessed according to the measurement resolution and volume size requirements of FCC KDB Publication 865664 D01v01r04 (See Table 4-1) and IEEE 1528-2013. On the basis of this data set, the spatial peak SAR value was evaluated with the following procedure (see references or the DASY manual online for more details):
 - a. SAR values at the inner surface of the phantom are extrapolated from the measured values along the line away from the surface with spacing no greater than that in Table 4-1. The extrapolation was based on a least-squares algorithm. A polynomial of the fourth order was calculated through the points in the z-axis (normal to the phantom shell).
 - b. After the maximum interpolated values were calculated between the points in the cube, the SAR was averaged over the spatial volume (1g or 10g) using a 3D-Spline interpolation algorithm. The 3D-spline is composed of three one-dimensional splines with the “Not a knot” condition (in x, y, and z directions). The volume was then integrated with the trapezoidal algorithm. One thousand points (10 x 10 x 10) were obtained through interpolation, in order to calculate the averaged SAR.
 - c. All neighboring volumes were evaluated until no neighboring volume with a higher average value was found.
4. The SAR reference value, at the same location as step 2, was re-measured after the zoom scan was complete to calculate the SAR drift. If the drift deviated by more than 5%, the SAR test and drift measurements were repeated.

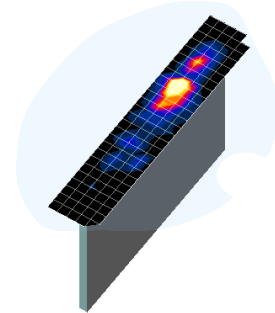





Figure 4-1
Sample SAR Area Scan

Table 4-1
Area and Zoom Scan Resolutions per FCC KDB Publication 865664 D01v01r04*

| Frequency | Maximum Area Scan Resolution (mm) ($\Delta x_{\text{area}}, \Delta y_{\text{area}}$) | Maximum Zoom Scan Resolution (mm) ($\Delta x_{\text{zoom}}, \Delta y_{\text{zoom}}$) | Maximum Zoom Scan Spatial Resolution (mm) | | | Minimum Zoom Scan Volume (mm) (x, y, z) |
|-----------|--|--|---|-------------------------------|--------------------------------------|---|
| | | | Uniform Grid | Graded Grid | | |
| | | | $\Delta z_{\text{zoom}}(n)$ | $\Delta z_{\text{zoom}}(1)^*$ | $\Delta z_{\text{zoom}}(n>1)^*$ | |
| ≤ 2 GHz | ≤ 15 | ≤ 8 | ≤ 5 | ≤ 4 | ≤ 1.5* $\Delta z_{\text{zoom}}(n-1)$ | ≥ 30 |
| 2-3 GHz | ≤ 12 | ≤ 5 | ≤ 5 | ≤ 4 | ≤ 1.5* $\Delta z_{\text{zoom}}(n-1)$ | ≥ 30 |
| 3-4 GHz | ≤ 12 | ≤ 5 | ≤ 4 | ≤ 3 | ≤ 1.5* $\Delta z_{\text{zoom}}(n-1)$ | ≥ 28 |
| 4-5 GHz | ≤ 10 | ≤ 4 | ≤ 3 | ≤ 2.5 | ≤ 1.5* $\Delta z_{\text{zoom}}(n-1)$ | ≥ 25 |
| 5-6 GHz | ≤ 10 | ≤ 4 | ≤ 2 | ≤ 2 | ≤ 1.5* $\Delta z_{\text{zoom}}(n-1)$ | ≥ 22 |

*Also compliant to IEEE 1528-2013 Table 6

| | | | | | |
|--|---|-------------------------------|--|---|---------------------------------|
| FCC ID: A3LSMS908E |  PCTEST Proud to be part of  | SAR EVALUATION REPORT | |  | Approved by: Quality Manager |
| Document S/N: 1M2109220110-01.A3L (Rev 1) | Test Dates: 10/18/21 - 12/16/21 | DUT Type: Portable Handset | | Page 21 of 119 | |

5 DEFINITION OF REFERENCE POINTS

5.1 EAR REFERENCE POINT

Figure 5-2 shows the front, back and side views of the SAM Twin Phantom. The point “M” is the reference point for the center of the mouth, “LE” is the left ear reference point (ERP), and “RE” is the right ERP. The ERP is 15mm posterior to the entrance to the ear canal (EEC) along the B-M line (Back-Mouth), as shown in Figure 5-1. The plane passing through the two ear canals and M is defined as the Reference Plane. The line N-F (Neck-Front), also called the Reference Pivoting Line, is not perpendicular to the reference plane (see Figure 5-1). Line B-M is perpendicular to the N-F line. Both N-F and B-M lines are marked on the external phantom shell to facilitate handset positioning [5].

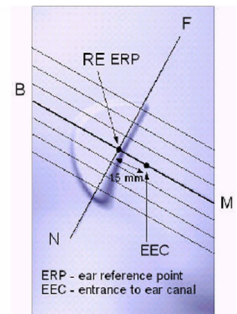


Figure 5-1
Close-Up Side view
of ERP

5.2 HANDSET REFERENCE POINTS

Two imaginary lines on the handset were established: the vertical centerline and the horizontal line. The test device was placed in a normal operating position with the acoustic output located along the “vertical centerline” on the front of the device aligned to the “ear reference point” (See Figure 5-3). The acoustic output was then located at the same level as the center of the ear reference point. The test device was positioned so that the “vertical centerline” was bisecting the front surface of the handset at its top and bottom edges, positioning the “ear reference point” on the outer surface of the both the left and right head phantoms on the ear reference point.

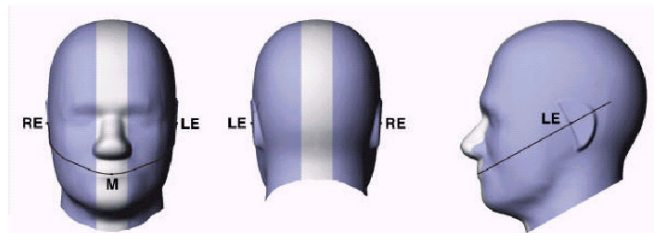


Figure 5-2
Front, back and side view of SAM Twin Phantom

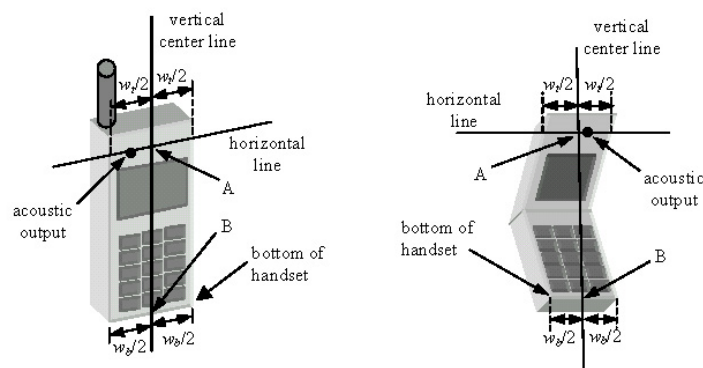





Figure 5-3
Handset Vertical Center & Horizontal Line Reference Points

| | | | | |
|--|--|-------------------------------|---|---------------------------------|
| FCC ID: A3LSMS908E |  PCTEST Proud to be part of  | SAR EVALUATION REPORT |  | Approved by: Quality Manager |
| Document S/N: 1M2109220110-01.A3L (Rev 1) | Test Dates: 10/18/21 - 12/16/21 | DUT Type: Portable Handset | | Page 22 of 119 |

6 TEST CONFIGURATION POSITIONS

6.1 Device Holder

The device holder is made out of low-loss POM material having the following dielectric parameters: relative permittivity $\epsilon = 3$ and loss tangent $\delta = 0.02$.

6.2 Positioning for Cheek

1. The test device was positioned with the device close to the surface of the phantom such that point A is on the (virtual) extension of the line passing through points RE and LE on the phantom (see Figure 6-1), such that the plane defined by the vertical center line and the horizontal line of the phone is approximately parallel to the sagittal plane of the phantom.

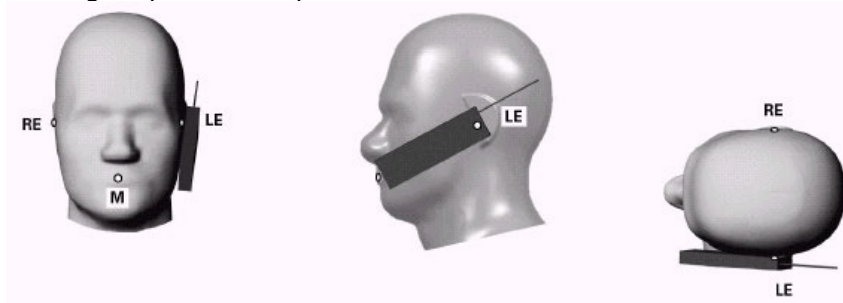





Figure 6-1 Front, Side and Top View of Cheek Position

2. The handset was translated towards the phantom along the line passing through RE & LE until the handset touches the pinna.
3. While maintaining the handset in this plane, the handset was rotated around the LE-RE line until the vertical centerline was in the reference plane.
4. The phone was then rotated around the vertical centerline until the phone (horizontal line) was symmetrical with respect to the line NF.
5. While maintaining the vertical centerline in the reference plane, keeping point A on the line passing through RE and LE, and maintaining the device contact with the ear, the device was rotated about the NF line until any point on the handset made contact with a phantom point below the ear (cheek) (See Figure 6-2).

6.3 Positioning for Ear / 15° Tilt

With the test device aligned in the “Cheek Position”:

1. While maintaining the orientation of the phone, the phone was retracted parallel to the reference plane far enough to enable a rotation of the phone by 15 degrees.
2. The phone was then rotated around the horizontal line by 15 degrees.
3. While maintaining the orientation of the phone, the phone was moved parallel to the reference plane until any part of the handset touched the head. (In this position, point A was located on the line RE-LE). The tilted position is obtained when the contact is on the pinna. If the contact was at any location other than the pinna, the angle of the phone would then be reduced. In this situation, the tilted position was obtained when any part of the phone was in contact of the ear as well as a second part of the phone was in contact with the head (see Figure 6-2).

| | | | | |
|--|--|-------------------------------|---|---------------------------------|
| FCC ID: A3LSMS908E |  PCTEST Proud to be part of  | SAR EVALUATION REPORT |  | Approved by: Quality Manager |
| Document S/N: 1M2109220110-01.A3L (Rev 1) | Test Dates: 10/18/21 - 12/16/21 | DUT Type: Portable Handset | Page 23 of 119 | |




Figure 6-2 Front, Side and Top View of Ear/15° Tilt Position

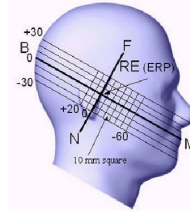


Figure 6-3 Side view w/ relevant markings

6.4 SAR Evaluations near the Mouth/Jaw Regions of the SAM Phantom

Antennas located near the bottom of a phone may require SAR measurements around the mouth and jaw regions of the SAM head phantom. This typically applies to clam-shell style phones that are generally longer in the unfolded normal use positions or to certain older style long rectangular phones. Per IEEE 1528-2013, a rotated SAM phantom is necessary to allow probe access to such regions. Both SAM heads of the TwinSAM-Chin20 are rotated 20 degrees around the NF line. Each head can be removed from the table for emptying and cleaning.

Under these circumstances, the following procedures apply, adopted from the FCC guidance on SAR handsets document FCC KDB Publication 648474 D04v01r03. The SAR required in these regions of SAM should be measured using a flat phantom. The phone should be positioned with a separation distance of 4 mm between the ear reference point (ERP) and the outer surface of the flat phantom shell. While maintaining this distance at the ERP location, the low (bottom) edge of the phone should be lowered from the phantom to establish the same separation distance between the peak SAR location identified by the truncated partial SAR distribution measured with the SAM phantom. The distance from the peak SAR location to the phone is determined by the straight line passing perpendicularly through the phantom surface. When it is not feasible to maintain 4 mm separation at the ERP while also establishing the required separation at the peak SAR location, the top edge of the phone will be allowed to touch the phantom with a separation < 4 mm at the ERP. The phone should not be tilted to the left or right while placed in this inclined position to the flat phantom.

6.5 Body-Worn Accessory Configurations

Body-worn operating configurations are tested with the belt-clips and holsters attached to the device and positioned against a flat phantom in a normal use configuration (see Figure 6-4). Per FCC KDB Publication 648474 D04v01r03, Body-worn accessory exposure is typically related to voice mode operations when handsets are carried in body-worn accessories. The body-worn accessory procedures in FCC KDB Publication 447498 D01v06 should be used to test for body-worn accessory SAR compliance, without a headset connected to it. This enables the test results for such configuration to be compatible with that required for hotspot mode when the body-worn accessory test separation distance is greater than or equal to that required for hotspot mode, when applicable. When the reported SAR for a body-worn accessory, measured without a headset connected to the handset, is > 1.2 W/kg, the highest reported SAR configuration for that wireless mode and frequency band should be repeated for that body-worn accessory with a headset attached to the handset.

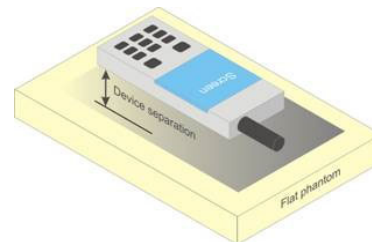





Figure 6-4 Sample Body-Worn Diagram

| | | | | |
|--|---|-------------------------------|---|---------------------------------|
| FCC ID: A3LSMS908E |  PCTEST Proud to be part of  | SAR EVALUATION REPORT |  | Approved by: Quality Manager |
| Document S/N: 1M2109220110-01.A3L (Rev 1) | Test Dates: 10/18/21 - 12/16/21 | DUT Type: Portable Handset | | Page 24 of 119 |

Accessories for Body-worn operation configurations are divided into two categories: those that do not contain metallic components and those that do contain metallic components. When multiple accessories that do not contain metallic components are supplied with the device, the device is tested with only the accessory that dictates the closest spacing to the body. Then multiple accessories that contain metallic components are tested with the device with each accessory. If multiple accessories share an identical metallic component (i.e. the same metallic belt-clip used with different holsters with no other metallic components) only the accessory that dictates the closest spacing to the body is tested.

Body-worn accessories may not always be supplied or available as options for some devices intended to be authorized for body-worn use. In this case, a test configuration with a separation distance between the back of the device and the flat phantom is used. Test position spacing was documented. Transmitters that are designed to operate in front of a person’s face, as in push-to-talk configurations, are tested for SAR compliance with the front of the device positioned to face the flat phantom in head fluid. For devices that are carried next to the body such as a shoulder, waist or chest-worn transmitters, SAR compliance is tested with the accessories, including headsets and microphones, attached to the device and positioned against a flat phantom in a normal use configuration.

6.6 Extremity Exposure Configurations




Devices that are designed or intended for use on extremities or mainly operated in extremity only exposure conditions; i.e., hands, wrists, feet and ankles, may require extremity SAR evaluation. When the device also operates in close proximity to the user’s body, SAR compliance for the body is also required. The 1g body and 10g extremity SAR Exclusion Thresholds found in KDB Publication 447498 D01v06 should be applied to determine SAR test requirements.

Per KDB Publication 447498 D01v06, Cell phones (handsets) are not normally designed to be used on extremities or operated in extremity only exposure conditions. The maximum output power levels of handsets generally do not require extremity SAR testing to show compliance. Therefore, extremity SAR was not evaluated for this device.

6.7 Wireless Router Configurations

Some battery-operated handsets have the capability to transmit and receive user data through simultaneous transmission of WIFI simultaneously with a separate licensed transmitter. The FCC has provided guidance in FCC KDB Publication 941225 D06v02r01 where SAR test considerations for handsets (L x W ≥ 9 cm x 5 cm) are based on a composite test separation distance of 10 mm from the front, back and edges of the device containing transmitting antennas within 2.5 cm of their edges, determined from general mixed use conditions for this type of devices. Since the hotspot SAR results may overlap with the body-worn accessory SAR requirements, the more conservative configurations can be considered, thus excluding some body-worn accessory SAR tests.

When the user enables the personal wireless router functions for the handset, actual operations include simultaneous transmission of both the WIFI transmitter and another licensed transmitter. Both transmitters often do not transmit at the same transmitting frequency and thus cannot be evaluated for SAR under actual use conditions due to the limitations of the SAR assessment probes. Therefore, SAR must be evaluated for each frequency transmission and mode separately and spatially summed with the WIFI transmitter according to FCC KDB Publication 447498 D01v06 procedures. The “Portable Hotspot” feature on the handset was NOT activated during SAR assessments, to ensure the SAR measurements were evaluated for a single transmission frequency RF signal at a time.

| | | | | |
|---|---|--------------------------------------|---|--|
| FCC ID: A3LSMS908E |  <small>Proud to be part of</small>  | SAR EVALUATION REPORT |  | Approved by: Quality Manager |
| Document S/N: 1M2109220110-01.A3L (Rev 1) | Test Dates: 10/18/21 - 12/16/21 | DUT Type: Portable Handset | Page 25 of 119 | |

6.8 Phablet Configurations




For smart phones with a display diagonal dimension > 150 mm or an overall diagonal dimension > 160 mm that provide similar mobile web access and multimedia support found in mini-tablets or UMPC mini-tablets that support voice calls next to the ear, the phablets procedures outlined in KDB Publication 648474 D04v01r03 should be applied to evaluate SAR compliance. A device marketed as phablets, regardless of form factors and operating characteristics must be tested as a phablet to determine SAR compliance. In addition to the normally required head and body-worn accessory SAR test procedures required for handsets, the UMPC mini-tablet procedures must also be applied to test the SAR of all surfaces and edges with an antenna <=25 mm from that surface or edge, in direct contact with the phantom, for 10g SAR. The UMPC mini-tablet 1g SAR at 5 mm is not required. When hotspot mode applies, 10g SAR is required only for the surfaces and edges with hotspot mode 1g SAR > 1.2 W/kg.

6.9 Proximity Sensor Considerations

This device uses a power reduction mechanism to reduce output powers in certain use conditions when the device is used close the user's body.

When the device's antenna is within a certain distance of the user, the sensor activates and reduces the maximum allowed output power. However, the sensor is not active when the device is moved beyond the sensor triggering distance and the maximum output power is no longer limited. Therefore, additional evaluation is needed in the vicinity of the triggering distance to ensure SAR is compliant when the device is allowed to operate at a non-reduced output power level. FCC KDB Publication 616217 D04v01r02 Section 6 was used as a guideline for selecting SAR test distances for this device at these additional test positions. Sensor triggering distance summary data is included in Appendix G.

The sensor is designed to support sufficient detection range and sensitivity to cover regions of the sensors in all applicable directions since the sensor entirely covers the antennas.

| | | | |
|---|---|--------------------------------------|---|
| FCC ID: A3LSMS908E |  <small>Proud to be part of</small>  | SAR EVALUATION REPORT |  Approved by: Quality Manager |
| Document S/N: 1M2109220110-01.A3L (Rev 1) | Test Dates: 10/18/21 - 12/16/21 | DUT Type: Portable Handset | Page 26 of 119 |

7 RF EXPOSURE LIMITS

7.1 Uncontrolled Environment

UNCONTROLLED ENVIRONMENTS are defined as locations where there is the exposure of individuals who have no knowledge or control of their exposure. The general population/uncontrolled exposure limits are applicable to situations in which the general public may be exposed or in which persons who are exposed as a consequence of their employment may not be made fully aware of the potential for exposure or cannot exercise control over their exposure. Members of the general public would come under this category when exposure is not employment-related; for example, in the case of a wireless transmitter that exposes persons in its vicinity.




7.2 Controlled Environment

CONTROLLED ENVIRONMENTS are defined as locations where there is exposure that may be incurred by persons who are aware of the potential for exposure, (i.e. as a result of employment or occupation). In general, occupational/controlled exposure limits are applicable to situations in which persons are exposed as a consequence of their employment, who have been made fully aware of the potential for exposure and can exercise control over their exposure. This exposure category is also applicable when the exposure is of a transient nature due to incidental passage through a location where the exposure levels may be higher than the general population/uncontrolled limits, but the exposed person is fully aware of the potential for exposure and can exercise control over his or her exposure by leaving the area or by some other appropriate means.

**Table 7-1
SAR Human Exposure Specified in ANSI/IEEE C95.1-1992 and Health Canada Safety Code 6**

| HUMAN EXPOSURE LIMITS | | |
|---|---|---|
| | UNCONTROLLED ENVIRONMENT <i>General Population</i> (W/kg) or (mW/g) | CONTROLLED ENVIRONMENT <i>Occupational</i> (W/kg) or (mW/g) |
| Peak Spatial Average SAR Head | 1.6 | 8.0 |
| Whole Body SAR | 0.08 | 0.4 |
| Peak Spatial Average SAR Hands, Feet, Ankle, Wrists, etc. | 4.0 | 20 |

1. The Spatial Peak value of the SAR averaged over any 1 gram of tissue (defined as a tissue volume in the shape of a cube) and over the appropriate averaging time.
2. The Spatial Average value of the SAR averaged over the whole body.
3. The Spatial Peak value of the SAR averaged over any 10 grams of tissue (defined as a tissue volume in the shape of a cube) and over the appropriate averaging time.

| | | | | |
|---|--|--------------------------------------|---|--|
| FCC ID: A3LSMS908E |  PCTEST Proud to be part of  | SAR EVALUATION REPORT |  | Approved by: Quality Manager |
| Document S/N: 1M2109220110-01.A3L (Rev 1) | Test Dates: 10/18/21 - 12/16/21 | DUT Type: Portable Handset | Page 27 of 119 | |

Power measurements for licensed transmitters are performed using a base station simulator under digital average power.

8.1 Measured and Reported SAR

Per FCC KDB Publication 447498 D01v06, when SAR is not measured at the maximum power level allowed for production units, the results must be scaled to the maximum tune-up tolerance limit according to the power applied to the individual channels tested to determine compliance. For simultaneous transmission, the measured aggregate SAR must be scaled according to the sum of the differences between the maximum tune-up tolerance and actual power used to test each transmitter. When SAR is measured at or scaled to the maximum tune-up tolerance limit, the results are referred to as *reported* SAR. The highest *reported* SAR results are identified on the grant of equipment authorization according to procedures in KDB 690783 D01v01r03.

8.2 3G SAR Test Reduction Procedure

In FCC KDB Publication 941225 D01v03r01, certain transmission modes within a frequency band and wireless mode evaluated for SAR are defined as primary modes. The equivalent modes considered for SAR test reduction are denoted as secondary modes. When the maximum output power including tune-up tolerance specified for production units in a secondary mode is ≤ 0.25 dB higher than the primary mode or when the highest reported SAR of the primary mode, scaled by the ratio of specified maximum output power and tune-up tolerance of secondary to primary mode, is ≤ 1.2 W/kg, SAR measurements are not required for the secondary mode. These criteria are referred to as the 3G SAR test reduction procedure. When the 3G SAR test reduction procedure is not satisfied, SAR measurements are additionally required for the secondary mode.

8.3 Procedures Used to Establish RF Signal for SAR




The following procedures are according to FCC KDB Publication 941225 D01v03r01 “3G SAR Measurement Procedures.”

The device is placed into a simulated call using a base station simulator in a RF shielded chamber. Establishing connections in this manner ensure a consistent means for testing SAR and are recommended for evaluating SAR [4]. Devices under test are evaluated prior to testing, with a fully charged battery and were configured to operate at maximum output power. In order to verify that the device is tested throughout the SAR test at maximum output power, the SAR measurement system measures a “point SAR” at an arbitrary reference point at the start and end of the 1 gram SAR evaluation, to assess for any power drifts during the evaluation. If the power drift deviates by more than 5%, the SAR test and drift measurements are repeated.

8.4 SAR Measurement Conditions for UMTS

8.4.1 Output Power Verification

Maximum output power is verified on the High, Middle and Low channels according to the general descriptions in section 5.2 of 3GPP TS 34.121, using the appropriate RMC with TPC (transmit power control) set to all “1s” or applying the required inner loop power control procedures to maintain maximum output power while HSUPA is active. Results for all applicable physical channel configurations (DPCCH, DPDCHn and spreading codes, HS-DPCCH etc) are tabulated in this test report. All configurations that are not supported by the DUT or cannot be measured due to technical or equipment limitations are identified.

| | | | | |
|--|--|-------------------------------|---|---------------------------------|
| FCC ID: A3LSMS908E |  PCTEST Proud to be part of  | SAR EVALUATION REPORT |  | Approved by: Quality Manager |
| Document S/N: 1M2109220110-01.A3L (Rev 1) | Test Dates: 10/18/21 - 12/16/21 | DUT Type: Portable Handset | | Page 28 of 119 |

8.4.2 Head SAR Measurements

SAR for next to the ear head exposure is measured using a 12.2 kbps RMC with TPC bits configured to all “1’s”. The 3G SAR test reduction procedure is applied to AMR configurations with 12.2 kbps RMC as the primary mode. Otherwise, SAR is measured for 12.2 kbps AMR in 3.4 kbps SRB (signaling radio bearer) using the highest reported SAR configuration in 12.2 kbps RMC for head exposure.

8.4.3 Body SAR Measurements

SAR for body exposure configurations is measured using the 12.2 kbps RMC with the TPC bits all “1s”. The 3G SAR test reduction procedure is applied to other spreading codes and multiple DPDCH_n configurations supported by the handset with 12.2 kbps RMC as the primary mode. Otherwise, SAR is measured using an applicable RMC configuration with the corresponding spreading code or DPDCH_n, for the highest reported SAR configuration in 12.2 kbps RMC.

8.4.4 SAR Measurements with Rel 5 HSDPA

The 3G SAR test reduction procedure is applied to HSDPA body configurations with 12.2 kbps RMC as the primary mode. Otherwise, Body SAR for HSDPA is measured using an FRC with H-Set 1 in Sub-test 1 and a 12.2 kbps RMC configured in Test Loop Mode 1, for the highest reported SAR configuration in 12.2 kbps RMC without HSDPA. Handsets with both HSDPA and HSUPA are tested according to Release 6 HSPA test procedures.

8.4.5 SAR Measurements with Rel 6 HSUPA

The 3G SAR test reduction procedure is applied to HSPA (HSUPA/HSDPA with RMC) body configurations with 12.2 kbps RMC as the primary mode. Otherwise, Body SAR for HSPA is measured with E-DCH Sub-test 5, using H-Set 1 and QPSK for FRC and a 12.2 kbps RMC configured in Test Loop Mode 1 and power control algorithm 2, according to the highest reported body SAR configuration in 12.2 kbps RMC without HSPA.




When VOIP applies to head exposure, the 3G SAR test reduction procedure is applied with 12.2 kbps RMC as the primary mode; otherwise, the same HSPA configuration used for body SAR measurements are applied to head exposure testing.

8.4.6 SAR Measurement Conditions for DC-HSDPA

SAR is required for Rel. 8 DC-HSDPA when SAR is required for Rel. 5 HSDPA; otherwise, the 3G SAR test reduction procedure is applied to DC-HSDPA with 12.2 kbps RMC as the primary mode. Power is measured for DC-HSDPA according to the H-Set 12, FRC configuration in Table C.8.1.12 of 3GPP TS 34.121-1 to determine SAR test reduction. A primary and a secondary serving HS-DSCH Cell are required to perform the power measurement and for the results to be acceptable.

8.5 SAR Measurement Conditions for LTE

LTE modes are tested according to FCC KDB 941225 D05v02r04 publication. Establishing connections with base station simulators ensure a consistent means for testing SAR and are recommended for evaluating SAR [4]. The R&S CMW500 or Anritsu MT8820C simulators are used for LTE output power measurements and SAR testing. Closed loop power control was used so the UE transmits with maximum output power during SAR testing. SAR tests were performed with the same number of RB and RB offsets transmitting on all TTI frames (maximum TTI).

| | | | | |
|--|--|-------------------------------|---|---------------------------------|
| FCC ID: A3LSMS908E |  PCTEST Proud to be part of  | SAR EVALUATION REPORT |  | Approved by: Quality Manager |
| Document S/N: 1M2109220110-01.A3L (Rev 1) | Test Dates: 10/18/21 - 12/16/21 | DUT Type: Portable Handset | | Page 29 of 119 |

8.5.1 Spectrum Plots for RB Configurations

A properly configured base station simulator was used for SAR tests and power measurements. Therefore, spectrum plots for RB configurations were not required to be included in this report.

8.5.2 MPR

MPR is permanently implemented for this device by the manufacturer. The specific manufacturer target MPR is indicated alongside the SAR results. MPR is enabled for this device, according to 3GPP TS36.101 Section 6.2.3 – 6.2.5 under Table 6.2.3-1.

8.5.3 A-MPR

A-MPR (Additional MPR) has been disabled for all SAR tests by setting NS=01 on the base station simulator.

8.5.4 Required RB Size and RB Offsets for SAR Testing

According to FCC KDB 941225 D05v02r04:




- a. Per Section 5.2.1, SAR is required for QPSK 1 RB Allocation for the largest bandwidth
 - i. The required channel and offset combination with the highest maximum output power is required for SAR.
 - ii. When the reported SAR is ≤ 0.8 W/kg, testing of the remaining RB offset configurations and required test channels is not required. Otherwise, SAR is required for the remaining required test channels using the RB offset configuration with highest output power for that channel.
 - iii. When the reported SAR for a required test channel is > 1.45 W/kg, SAR is required for all RB offset configurations for that channel.
- b. Per Section 5.2.2, SAR is required for 50% RB allocation using the largest bandwidth following the same procedures outlined in Section 5.2.1.
- c. Per Section 5.2.3, QPSK SAR is not required for the 100% allocation when the highest maximum output power for the 100% allocation is less than the highest maximum output power of the 1 RB and 50% RB allocations and the reported SAR for the 1 RB and 50% RB allocations is < 0.8 W/kg.
- d. Per Section 5.2.4 and 5.3, SAR tests for higher order modulations and lower bandwidths configurations are not required when the conducted power of the required test configurations determined by Sections 5.2.1 through 5.2.3 is less than or equal to $\frac{1}{2}$ dB higher than the equivalent configuration using QPSK modulation and when the QPSK SAR for those configurations is < 1.45 W/kg.

8.5.5 TDD

LTE TDD testing is performed using the SAR test guidance provided in FCC KDB 941225 D05v02r04. TDD is tested at the highest duty factor using UL-DL configuration 0 with special subframe configuration 6 and applying the FDD LTE procedures in KDB 941225 D05v02r04. SAR testing is performed using the extended cyclic prefix listed in 3GPP TS 36.211 Section 4.

8.5.6 Downlink Only Carrier Aggregation

Conducted power measurements with LTE Carrier Aggregation (CA) (downlink only) active are made in accordance to KDB Publication 941225 D05Av01r02. The RRC connection is only handled by one cell, the primary component carrier (PCC) for downlink and uplink communications. After making a data

| | | | | |
|--|--|-------------------------------|---|---------------------------------|
| FCC ID: A3LSMS908E |  PCTEST Proud to be part of  | SAR EVALUATION REPORT |  | Approved by: Quality Manager |
| Document S/N: 1M2109220110-01.A3L (Rev 1) | Test Dates: 10/18/21 - 12/16/21 | DUT Type: Portable Handset | Page 30 of 119 | |

connection to the PCC, the UE device adds secondary component carrier(s) (SCC) on the downlink only. All uplink communications and acknowledgements remain identical to specifications when downlink carrier aggregation is inactive on the PCC. Additional conducted output powers are measured with the downlink carrier aggregation active for the configuration with highest measured maximum conducted power with downlink carrier aggregation inactive measured among the channel bandwidth, modulation, and RB combinations in each frequency band. Per FCC KDB Publication 941225 D05Av01r02, no SAR measurements are required for downlink only carrier aggregation configurations when the average output power with downlink only carrier aggregation active is not more than 0.25 dB higher than the average output power with downlink only carrier aggregation inactive.

8.6 SAR Testing with 802.11 Transmitters

The normal network operating configurations of 802.11 transmitters are not suitable for SAR measurements. Unpredictable fluctuations in network traffic and antenna diversity conditions can introduce undesirable variations in SAR results. The SAR for these devices should be measured using chipset based test mode software to ensure the results are consistent and reliable. See KDB Publication 248227 D01v02r02 for more details.

8.6.1 General Device Setup

Chipset based test mode software is hardware dependent and generally varies among manufacturers. The device operating parameters established in test mode for SAR measurements must be identical to those programmed in production units, including output power levels, amplifier gain settings and other RF performance tuning parameters.




A periodic duty factor is required for current generation SAR systems to measure SAR. When 802.11 frame gaps are accounted for in the transmission, a maximum transmission duty factor of 92 - 96% is typically achievable in most test mode configurations. A minimum transmission duty factor of 85% is required to avoid certain hardware and device implementation issues related to wide range SAR scaling. The reported SAR is scaled to 100% transmission duty factor to determine compliance at the maximum tune-up tolerance limit.

8.6.2 U-NII-1 and U-NII-2A

For devices that operate in both U-NII-1 and U-NII-2A bands, when the same maximum output power is specified for both bands, SAR measurement using OFDM SAR test procedures is not required for U-NII-1 unless the highest reported SAR for U-NII-2A is > 1.2 W/kg. When different maximum output powers are specified for the bands, SAR measurement for the U-NII band with the lower maximum output power is not required unless the highest reported SAR for the U-NII band with the higher maximum output power, adjusted by the ratio of lower to higher specified maximum output power for the two bands, is > 1.2 W/kg. When 10g SAR measurement is considered, a factor of 2.5 is applied to the thresholds above.

8.6.3 U-NII-2C and U-NII-3

The frequency range covered by U-NII-2C and U-NII-3 is 380 MHz (5.47 – 5.85 GHz), which requires a minimum of at least two SAR probe calibration frequency points to support SAR measurements. When Terminal Doppler Weather Radar (TDWR) restriction applies, the channels at 5.60 – 5.65 GHz in U-NII-2C band must be disabled with acceptable mechanisms and documented in the equipment certification. Unless band gap channels are permanently disabled, SAR must be considered for these channels. Each band is tested independently according to the normally required OFDM SAR measurement and probe calibration frequency points requirements.

| | | | | |
|---|--|--------------------------------------|---|--|
| FCC ID: A3LSMS908E |  PCTEST Proud to be part of  | SAR EVALUATION REPORT |  | Approved by: Quality Manager |
| Document S/N: 1M2109220110-01.A3L (Rev 1) | Test Dates: 10/18/21 - 12/16/21 | DUT Type: Portable Handset | Page 31 of 119 | |

8.6.4 Initial Test Position Procedure

For exposure conditions with multiple test positions, such as handset operating next to the ear, devices with hotspot mode or UMPC mini-tablet, procedures for initial test position can be applied. Using the transmission mode determined by the DSSS procedure or initial test configuration, area scans are measured for all positions in an exposure condition. The test position with the highest extrapolated (peak) SAR is used as the initial test position. When reported SAR for the initial test position is ≤ 0.4 W/kg, no additional testing for the remaining test positions is required. Otherwise, SAR is evaluated at the subsequent highest peak SAR positions until the reported SAR result is ≤ 0.8 W/kg or all test positions are measured. When 10g SAR measurement is considered, a factor of 2.5 is applied to the thresholds above.

8.6.5 2.4 GHz SAR Test Requirements

SAR is measured for 2.4 GHz 802.11b DSSS using either the fixed test position or, when applicable, the initial test position procedure. SAR test reduction is determined according to the following:

- 1) When the reported SAR of the highest measured maximum output power channel for the exposure configuration is ≤ 0.8 W/kg, no further SAR testing is required for 802.11b DSSS in that exposure configuration.
- 2) When the reported SAR is > 0.8 W/kg, SAR is required for that position using the next highest measured output power channel. When any reported SAR is > 1.2 W/kg, SAR is required for the third channel; i.e., all channels require testing.




2.4 GHz 802.11 g/n/ax OFDM are additionally evaluated for SAR if the highest reported SAR for 802.11b, adjusted by the ratio of the OFDM to DSSS specified maximum output power, is > 1.2 W/kg. When SAR is required for OFDM modes in 2.4 GHz band, the Initial Test Configuration Procedures should be followed. When 10g SAR measurement is considered, a factor of 2.5 is applied to the thresholds above.

8.6.6 OFDM Transmission Mode and SAR Test Channel Selection

When the same maximum output power was specified for multiple OFDM transmission mode configurations in a frequency band or aggregated band, SAR is measured using the configuration with the largest channel bandwidth, lowest order modulation and lowest data rate. When the maximum output power of a channel is the same for equivalent OFDM configurations; for example, 802.11a, 802.11n and 802.11ac or 802.11g and 802.11n with the same channel bandwidth, modulation and data rate etc., the lower order 802.11 mode i.e., 802.11a, then 802.11n and 802.11ac or 802.11g then 802.11n, is used for SAR measurement. Per April 2019 TCB Workshop guidance, 802.11ax was considered the highest order 802.11 mode. When the maximum output power are the same for multiple test channels, either according to the default or additional power measurement requirements, SAR is measured using the channel closest to the middle of the frequency band or aggregated band. When there are multiple channels with the same maximum output power, SAR is measured using the higher number channel.

8.6.7 Initial Test Configuration Procedure

For OFDM, an initial test configuration is determined for each frequency band and aggregated band, according to the transmission mode with the highest maximum output power specified for SAR measurements. When the same maximum output power is specified for multiple OFDM transmission mode configurations in a frequency band or aggregated band, SAR is measured using the configuration(s) with the largest channel bandwidth, lowest order modulation, lowest data rate and lowest order IEEE 802.11 mode. The channel of the transmission mode with the highest average RF output conducted power will be the initial test configuration.

| | | | | |
|---|--|--------------------------------------|---|--|
| FCC ID: A3LSMS908E |  PCTEST Proud to be part of  | SAR EVALUATION REPORT |  | Approved by: Quality Manager |
| Document S/N: 1M2109220110-01.A3L (Rev 1) | Test Dates: 10/18/21 - 12/16/21 | DUT Type: Portable Handset | Page 32 of 119 | |




When the reported SAR is ≤ 0.8 W/kg, no additional measurements on other test channels are required. Otherwise, SAR is evaluated using the subsequent highest average RF output channel until the reported SAR result is ≤ 1.2 W/kg or all channels are measured. When there are multiple untested channels having the same subsequent highest average RF output power, the channel with higher frequency from the lowest 802.11 mode is considered for SAR measurements (See Section 8.6.6). When 10g SAR measurement is considered, a factor of 2.5 is applied to the thresholds above.

8.6.8 Subsequent Test Configuration Procedures

For OFDM configurations in each frequency band and aggregated band, SAR is evaluated for initial test configuration using the fixed test position or the initial test position procedure. When the highest reported SAR (for the initial test configuration), adjusted by the ratio of the specified maximum output power of the subsequent test configuration to initial test configuration, is ≤ 1.2 W/kg, no additional SAR tests for the subsequent test configurations are required. When 10g SAR measurement is considered, a factor of 2.5 is applied to the thresholds above.

8.6.9 MIMO SAR considerations




Per KDB Publication 248227 D01v02r02, the simultaneous SAR provisions in KDB Publication 447498 D01v06 should be applied to determine simultaneous transmission SAR test exclusion for WIFI MIMO. If the sum of 1g single transmission chain SAR measurements is < 1.6 W/kg, no additional SAR measurements for MIMO are required. Alternatively, SAR for MIMO can be measured with all antennas transmitting simultaneously at the specified maximum output power of MIMO operation. When 10g SAR measurement is considered, a factor of 2.5 is applied to the thresholds above.

| | | | |
|---|---|--------------------------------------|---|
| FCC ID: A3LSMS908E |  <small>Proud to be part of</small>  | SAR EVALUATION REPORT |  Approved by: Quality Manager |
| Document S/N: 1M2109220110-01.A3L (Rev 1) | Test Dates: 10/18/21 - 12/16/21 | DUT Type: Portable Handset | Page 33 of 119 |

9.1 GSM Conducted Powers

Table 9-1
Maximum Conducted Power

| Maximum Burst-Averaged Output Power | | | | | | | | | | |
|--|--------------|--------------------------------|-------------------------------|-------------------------------|-------------------------------|-------------------------------|-------------------------------|-------------------------------|-------------------------------|-------------------------------|
| | | Voice | GPRS/EDGE Data (GMSK) | | | | EDGE Data (8-PSK) | | | |
| Band | Channel | GSM [dBm] CS (1 Slot) | GPRS [dBm] 1 Tx Slot | GPRS [dBm] 2 Tx Slot | GPRS [dBm] 3 Tx Slot | GPRS [dBm] 4 Tx Slot | EDGE [dBm] 1 Tx Slot | EDGE [dBm] 2 Tx Slot | EDGE [dBm] 3 Tx Slot | EDGE [dBm] 4 Tx Slot |
| GSM 850 | 128 | 32.64 | 32.70 | 31.50 | 29.08 | 27.36 | 25.90 | 24.53 | 22.56 | 21.55 |
| | 190 | 33.03 | 33.09 | 32.00 | 29.66 | 27.04 | 26.26 | 24.84 | 22.80 | 21.84 |
| | 251 | 33.25 | 33.26 | 31.91 | 29.39 | 27.56 | 26.48 | 25.00 | 23.00 | 21.87 |
| GSM 1900 | 512 | 30.00 | 30.04 | 28.12 | 25.95 | 23.75 | 25.13 | 23.83 | 21.86 | 20.85 |
| | 661 | 30.45 | 30.47 | 28.35 | 26.30 | 23.85 | 25.31 | 24.13 | 22.18 | 21.27 |
| | 810 | 30.38 | 30.39 | 28.65 | 26.36 | 23.80 | 25.31 | 24.20 | 22.25 | 21.30 |
| Calculated Maximum Frame-Averaged Output Power | | | | | | | | | | |
| | | Voice | GPRS/EDGE Data (GMSK) | | | | EDGE Data (8-PSK) | | | |
| Band | Channel | GSM [dBm] CS (1 Slot) | GPRS [dBm] 1 Tx Slot | GPRS [dBm] 2 Tx Slot | GPRS [dBm] 3 Tx Slot | GPRS [dBm] 4 Tx Slot | EDGE [dBm] 1 Tx Slot | EDGE [dBm] 2 Tx Slot | EDGE [dBm] 3 Tx Slot | EDGE [dBm] 4 Tx Slot |
| GSM 850 | 128 | 23.44 | 23.50 | 25.31 | 24.65 | 24.18 | 16.70 | 18.34 | 18.13 | 18.37 |
| | 190 | 23.83 | 23.89 | 25.81 | 25.23 | 23.86 | 17.06 | 18.65 | 18.37 | 18.66 |
| | 251 | 24.05 | 24.06 | 25.72 | 24.96 | 24.38 | 17.28 | 18.81 | 18.57 | 18.69 |
| GSM 1900 | 512 | 20.80 | 20.84 | 21.93 | 21.52 | 20.57 | 15.93 | 17.64 | 17.43 | 17.67 |
| | 661 | 21.25 | 21.27 | 22.16 | 21.87 | 20.67 | 16.11 | 17.94 | 17.75 | 18.09 |
| | 810 | 21.18 | 21.19 | 22.46 | 21.93 | 20.62 | 16.11 | 18.01 | 17.82 | 18.12 |
| GSM 850 | Frame | 23.80 | 23.80 | 25.31 | 25.07 | 24.32 | 17.80 | 18.81 | 18.57 | 18.82 |
| GSM 1900 | Avg.Targets: | 20.30 | 20.30 | 21.81 | 22.07 | 21.32 | 16.80 | 17.81 | 17.57 | 17.82 |




| | | | | |
|--|--|-------------------------------|---|---------------------------------|
| FCC ID: A3LSMS908E |  PCTEST Proud to be part of  | SAR EVALUATION REPORT |  | Approved by: Quality Manager |
| Document S/N: 1M2109220110-01.A3L (Rev 1) | Test Dates: 10/18/21 - 12/16/21 | DUT Type: Portable Handset | | Page 34 of 119 |

**Table 9-2
Reduced Conducted Power (Hotspot mode)**

| Maximum Burst-Averaged Output Power | | | | | | | | | |
|--|-----------------------|-------------------------------|-------------------------------|-------------------------------|-------------------------------|-------------------------------|-------------------------------|-------------------------------|-------------------------------|
| Band | Channel | GPRS/EDGE Data (GMSK) | | | | EDGE Data (8-PSK) | | | |
| | | GPRS [dBm] 1 Tx Slot | GPRS [dBm] 2 Tx Slot | GPRS [dBm] 3 Tx Slot | GPRS [dBm] 4 Tx Slot | EDGE [dBm] 1 Tx Slot | EDGE [dBm] 2 Tx Slot | EDGE [dBm] 3 Tx Slot | EDGE [dBm] 4 Tx Slot |
| GSM 1900 | 512 | 27.3 | 25.07 | 23.20 | 21.13 | 25.13 | 23.83 | 21.86 | 20.85 |
| | 661 | 27.64 | 25.27 | 23.30 | 21.22 | 25.31 | 24.13 | 22.18 | 21.27 |
| | 810 | 28.06 | 25.39 | 23.43 | 21.32 | 25.31 | 24.20 | 22.25 | 21.30 |
| Calculated Maximum Frame-Averaged Output Power | | | | | | | | | |
| Band | Channel | GPRS/EDGE Data (GMSK) | | | | EDGE Data (8-PSK) | | | |
| | | GPRS [dBm] 1 Tx Slot | GPRS [dBm] 2 Tx Slot | GPRS [dBm] 3 Tx Slot | GPRS [dBm] 4 Tx Slot | EDGE [dBm] 1 Tx Slot | EDGE [dBm] 2 Tx Slot | EDGE [dBm] 3 Tx Slot | EDGE [dBm] 4 Tx Slot |
| GSM 1900 | 512 | 18.10 | 18.88 | 18.77 | 17.95 | 15.93 | 17.64 | 17.43 | 17.67 |
| | 661 | 18.44 | 19.08 | 18.87 | 18.04 | 16.11 | 17.94 | 17.75 | 18.09 |
| | 810 | 18.86 | 19.20 | 19.00 | 18.14 | 16.11 | 18.01 | 17.82 | 18.12 |
| GSM 1900 | Frame Ave.Targets: | 18.30 | 18.81 | 19.07 | 18.82 | 16.80 | 17.81 | 17.57 | 17.82 |

**Table 9-3
Reduced Conducted Power (Phablet with grip sensor active and/or Earjack Active)**

| Maximum Burst-Averaged Output Power | | | | | | | | | | |
|--|-----------------------|--------------------------------|-------------------------------|-------------------------------|-------------------------------|-------------------------------|-------------------------------|-------------------------------|-------------------------------|-------------------------------|
| Band | Channel | Voice | GPRS/EDGE Data (GMSK) | | | | EDGE Data (8-PSK) | | | |
| | | GSM [dBm] CS (1 Slot) | GPRS [dBm] 1 Tx Slot | GPRS [dBm] 2 Tx Slot | GPRS [dBm] 3 Tx Slot | GPRS [dBm] 4 Tx Slot | EDGE [dBm] 1 Tx Slot | EDGE [dBm] 2 Tx Slot | EDGE [dBm] 3 Tx Slot | EDGE [dBm] 4 Tx Slot |
| GSM 1900 | 512 | 28.77 | 28.71 | 27.12 | 25.71 | 23.94 | 25.13 | 23.83 | 21.86 | 20.85 |
| | 661 | 28.87 | 29.17 | 27.06 | 25.83 | 24.01 | 25.31 | 24.13 | 22.18 | 21.27 |
| | 810 | 29.05 | 28.92 | 27.10 | 25.97 | 24.05 | 25.31 | 24.20 | 22.25 | 21.30 |
| Calculated Maximum Frame-Averaged Output Power | | | | | | | | | | |
| Band | Channel | Voice | GPRS/EDGE Data (GMSK) | | | | EDGE Data (8-PSK) | | | |
| | | GSM [dBm] CS (1 Slot) | GPRS [dBm] 1 Tx Slot | GPRS [dBm] 2 Tx Slot | GPRS [dBm] 3 Tx Slot | GPRS [dBm] 4 Tx Slot | EDGE [dBm] 1 Tx Slot | EDGE [dBm] 2 Tx Slot | EDGE [dBm] 3 Tx Slot | EDGE [dBm] 4 Tx Slot |
| GSM 1900 | 512 | 19.57 | 19.51 | 20.93 | 21.28 | 20.76 | 15.93 | 17.64 | 17.43 | 17.67 |
| | 661 | 19.67 | 19.97 | 20.87 | 21.40 | 20.83 | 16.11 | 17.94 | 17.75 | 18.09 |
| | 810 | 19.85 | 19.72 | 20.91 | 21.54 | 20.87 | 16.11 | 18.01 | 17.82 | 18.12 |
| GSM 1900 | Frame Ave.Targets: | 19.30 | 19.30 | 20.81 | 21.07 | 20.32 | 16.80 | 17.81 | 17.57 | 17.82 |

| | | | | |
|--|---|-------------------------------|---|---------------------------------|
| FCC ID: A3LSMS908E |  PCTEST Proud to be part of  | SAR EVALUATION REPORT |  | Approved by: Quality Manager |
| Document S/N: 1M2109220110-01.A3L (Rev 1) | Test Dates: 10/18/21 - 12/16/21 | DUT Type: Portable Handset | | Page 35 of 119 |

Note:

1. Both burst-averaged and calculated frame-averaged powers are included. Frame-averaged power was calculated from the measured burst-averaged power by converting the slot powers into linear units and calculating the energy over 8 timeslots.
2. GPRS/EDGE (GMSK) output powers were measured with coding scheme setting of 1 (CS1) on the base station simulator. CS1 was configured to measure GPRS output power measurements and SAR to ensure GMSK modulation in the signal. Our Investigation has shown that CS1 - CS4 settings do not have any impact on the output levels or modulation in the GPRS modes.
3. EDGE (8-PSK) output powers were measured with MCS7 on the base station simulator. MCS7 coding scheme was used to measure the output powers for EDGE since investigation has shown that choosing MCS7 coding scheme will ensure 8-PSK modulation. It has been shown that MCS levels that produce 8-PSK modulation do not have an impact on output power.

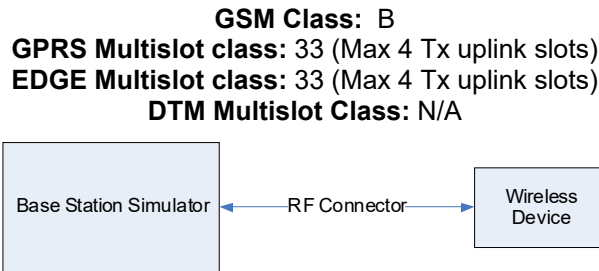





Figure 9-1
Power Measurement Setup

| | | | |
|---|---|--------------------------------------|---|
| FCC ID: A3LSMS908E |  <small>Proud to be part of</small>  | SAR EVALUATION REPORT |  Approved by: Quality Manager |
| Document S/N: 1M2109220110-01.A3L (Rev 1) | Test Dates: 10/18/21 - 12/16/21 | DUT Type: Portable Handset | Page 36 of 119 |




9.2 UMTS Conducted Powers

Table 9-4
Maximum Conducted Power

| 3GPP Release Version | Mode | 3GPP 34.121 Subtest | Cellular Band [dBm] | | | AWS Band [dBm] | | | PCS Band [dBm] | | | 3GPP MPR [dB] |
|----------------------|----------|---------------------|---------------------|-------|-------|----------------|-------|-------|----------------|-------|-------|---------------|
| | | | 4132 | 4183 | 4233 | 1312 | 1412 | 1513 | 9262 | 9400 | 9538 | |
| 99 | WCDMA | 12.2 kbps RMC | 24.02 | 24.28 | 24.44 | 23.14 | 23.64 | 23.33 | 23.03 | 23.31 | 23.33 | - |
| 99 | | 12.2 kbps AMR | 24.00 | 24.23 | 24.69 | 23.11 | 23.57 | 23.32 | 23.06 | 23.20 | 23.29 | - |
| 6 | HSDPA | Subtest 1 | 23.18 | 23.42 | 23.64 | 22.44 | 22.77 | 22.52 | 22.43 | 22.69 | 22.63 | 0 |
| 6 | | Subtest 2 | 23.19 | 23.44 | 23.64 | 22.44 | 22.83 | 22.57 | 22.41 | 22.68 | 22.66 | 0 |
| 6 | | Subtest 3 | 22.70 | 22.86 | 23.16 | 21.93 | 22.31 | 22.08 | 21.93 | 22.22 | 22.09 | 0.5 |
| 6 | | Subtest 4 | 22.64 | 22.87 | 23.12 | 21.94 | 22.25 | 22.06 | 21.97 | 22.18 | 22.12 | 0.5 |
| 6 | HSUPA | Subtest 1 | 23.21 | 23.44 | 23.69 | 22.42 | 22.84 | 22.58 | 22.42 | 22.75 | 22.62 | 0 |
| 6 | | Subtest 2 | 21.20 | 21.45 | 21.65 | 20.41 | 20.79 | 20.56 | 20.44 | 20.74 | 20.61 | 2 |
| 6 | | Subtest 3 | 22.16 | 22.42 | 22.66 | 21.39 | 21.82 | 21.58 | 21.42 | 21.71 | 21.62 | 1 |
| 6 | | Subtest 4 | 21.18 | 21.43 | 21.66 | 20.38 | 20.82 | 20.58 | 20.41 | 20.72 | 20.61 | 2 |
| 6 | | Subtest 5 | 23.19 | 23.45 | 23.69 | 22.41 | 22.82 | 22.63 | 22.44 | 22.73 | 22.63 | 0 |
| 8 | DC-HSDPA | Subtest 1 | 23.19 | 23.44 | 23.63 | 22.46 | 22.84 | 22.62 | 22.40 | 22.75 | 22.64 | 0 |
| 8 | | Subtest 2 | 23.23 | 23.41 | 23.66 | 22.41 | 22.82 | 22.61 | 22.46 | 22.73 | 22.64 | 0 |
| 8 | | Subtest 3 | 22.74 | 22.93 | 23.16 | 21.95 | 22.38 | 22.16 | 21.93 | 22.26 | 22.17 | 0.5 |
| 8 | | Subtest 4 | 22.73 | 22.91 | 23.14 | 21.93 | 22.32 | 22.17 | 21.91 | 22.23 | 22.15 | 0.5 |

Table 9-5
Reduced Conducted Power (Hotspot mode)

| 3GPP Release Version | Mode | 3GPP 34.121 Subtest | AWS Band [dBm] | | | PCS Band [dBm] | | | 3GPP MPR [dB] |
|----------------------|----------|---------------------|----------------|-------|-------|----------------|-------|-------|---------------|
| | | | 1312 | 1412 | 1513 | 9262 | 9400 | 9538 | |
| 99 | WCDMA | 12.2 kbps RMC | 19.45 | 19.92 | 19.67 | 18.81 | 19.11 | 19.12 | - |
| 99 | | 12.2 kbps AMR | 19.47 | 19.90 | 19.71 | 18.82 | 19.13 | 19.10 | - |
| 6 | HSDPA | Subtest 1 | 18.34 | 18.85 | 18.56 | 17.88 | 18.16 | 18.11 | 0 |
| 6 | | Subtest 2 | 18.38 | 18.83 | 18.55 | 17.93 | 18.25 | 18.16 | 0 |
| 6 | | Subtest 3 | 17.87 | 18.34 | 18.05 | 17.46 | 17.75 | 17.63 | 0.5 |
| 6 | | Subtest 4 | 17.81 | 18.35 | 18.01 | 17.42 | 17.71 | 17.60 | 0.5 |
| 6 | HSUPA | Subtest 1 | 18.39 | 18.82 | 18.57 | 17.88 | 18.21 | 18.12 | 0 |
| 6 | | Subtest 2 | 16.37 | 16.83 | 16.56 | 15.89 | 16.23 | 16.11 | 2 |
| 6 | | Subtest 3 | 17.37 | 17.82 | 17.59 | 16.88 | 17.22 | 17.14 | 1 |
| 6 | | Subtest 4 | 16.35 | 16.82 | 16.59 | 15.93 | 16.22 | 16.13 | 2 |
| 6 | | Subtest 5 | 18.38 | 18.84 | 18.59 | 17.92 | 18.24 | 18.14 | 0 |
| 8 | DC-HSDPA | Subtest 1 | 18.38 | 18.82 | 18.57 | 17.85 | 18.20 | 18.13 | 0 |
| 8 | | Subtest 2 | 18.35 | 18.78 | 18.53 | 17.88 | 18.24 | 18.16 | 0 |
| 8 | | Subtest 3 | 17.86 | 18.26 | 18.02 | 17.35 | 17.73 | 17.66 | 0.5 |
| 8 | | Subtest 4 | 17.88 | 18.32 | 18.06 | 17.30 | 17.78 | 17.61 | 0.5 |

| | | | | |
|--|--|-------------------------------|---|---------------------------------|
| FCC ID: A3LSMS908E |  PCTEST Proud to be part of  | SAR EVALUATION REPORT |  | Approved by: Quality Manager |
| Document S/N: 1M2109220110-01.A3L (Rev 1) | Test Dates: 10/18/21 - 12/16/21 | DUT Type: Portable Handset | | Page 37 of 119 |

**Table 9-6
Reduced Conducted Power (Phablet with grip sensor active and/or Earjack Active)**

| 3GPP Release Version | Mode | 3GPP 34.121 Subtest | AWS Band [dBm] | | | PCS Band [dBm] | | | 3GPP MPR [dB] |
|----------------------|----------|---------------------|----------------|-------|-------|----------------|-------|-------|---------------|
| | | | 1312 | 1412 | 1513 | 9262 | 9400 | 9538 | |
| 99 | WCDMA | 12.2 kbps RMC | 19.45 | 19.92 | 19.67 | 20.62 | 20.97 | 20.82 | - |
| 99 | | 12.2 kbps AMR | 19.47 | 19.90 | 19.71 | 20.63 | 20.93 | 20.86 | - |
| 6 | HSDPA | Subtest 1 | 18.34 | 18.85 | 18.56 | 19.83 | 20.12 | 20.00 | 0 |
| 6 | | Subtest 2 | 18.38 | 18.83 | 18.55 | 19.78 | 20.12 | 20.03 | 0 |
| 6 | | Subtest 3 | 17.87 | 18.34 | 18.05 | 19.29 | 19.59 | 19.49 | 0.5 |
| 6 | | Subtest 4 | 17.81 | 18.35 | 18.01 | 19.29 | 19.6 | 19.51 | 0.5 |
| 6 | HSUPA | Subtest 1 | 18.39 | 18.82 | 18.57 | 19.79 | 20.11 | 20.01 | 0 |
| 6 | | Subtest 2 | 16.37 | 16.83 | 16.56 | 17.81 | 18.14 | 18.01 | 2 |
| 6 | | Subtest 3 | 17.37 | 17.82 | 17.59 | 18.82 | 19.11 | 19.02 | 1 |
| 6 | | Subtest 4 | 16.35 | 16.82 | 16.59 | 17.83 | 18.12 | 18.04 | 2 |
| 6 | | Subtest 5 | 18.38 | 18.84 | 18.59 | 19.52 | 19.83 | 19.75 | 0 |
| 8 | DC-HSDPA | Subtest 1 | 18.38 | 18.82 | 18.57 | 19.83 | 20.14 | 20.03 | 0 |
| 8 | | Subtest 2 | 18.35 | 18.78 | 18.53 | 19.84 | 20.15 | 20.04 | 0 |
| 8 | | Subtest 3 | 17.86 | 18.26 | 18.02 | 19.33 | 19.63 | 19.53 | 0.5 |
| 8 | | Subtest 4 | 17.88 | 18.32 | 18.06 | 19.34 | 19.64 | 19.53 | 0.5 |




DC-HSDPA considerations

- 3GPP Specification 34.121-1 Release 8 Ver 8.10.0 was used for DC-HSDPA guidance
- H-Set 12 (QPSK) was confirmed to be used during DC-HSDPA measurements
- The DUT supports UE category 24 for HSDPA

It is expected by the manufacturer that MPR for some HSPA subtests may be up to 2 dB more than specified by 3GPP, but also as low as 0 dB according to the chipset implementation in this model.






**Figure 9-2
Power Measurement Setup**

| | | | | |
|--|---|-------------------------------|---|---------------------------------|
| FCC ID: A3LSMS908E |  PCTEST <small>Proud to be part of</small>  | SAR EVALUATION REPORT |  | Approved by: Quality Manager |
| Document S/N: 1M2109220110-01.A3L (Rev 1) | Test Dates: 10/18/21 - 12/16/21 | DUT Type: Portable Handset | | Page 38 of 119 |

9.3 LTE Conducted Powers

Note: Per FCC KDB Publication 941225 D05v02r05, LTE SAR for the lower bandwidths was not required for testing since the maximum average output power of all required channels and configurations was not more than 0.5 dB higher than the highest bandwidth and the reported LTE SAR for the highest bandwidth was less than 1.45 W/kg. Lower bandwidth conducted powers for all LTE bands can be found in Appendix H.




Note: Some bands do not support three non-overlapping channels. Per KDB Publication 941225 D05v02, when a device supports overlapping channel assignment in a channel bandwidth configuration, the middle channel of the group of overlapping channels should be selected for testing.

| | | | |
|---|---|--------------------------------------|---|
| FCC ID: A3LSMS908E |  <small>Proud to be part of</small>  | SAR EVALUATION REPORT |  Approved by: Quality Manager |
| Document S/N: 1M2109220110-01.A3L (Rev 1) | Test Dates: 10/18/21 - 12/16/21 | DUT Type: Portable Handset | Page 39 of 119 |

9.3.1 LTE Band 12

**Table 9-7
LTE Band 12 Maximum Conducted Power - 10 MHz Bandwidth**




| LTE Band 12 10 MHz Bandwidth | | | | | |
|---------------------------------|---------|-----------|--------------------------|------------------------------|----------|
| Modulation | RB Size | RB Offset | Mid Channel | MPR Allowed per 3GPP [dB] | MPR [dB] |
| | | | 23095 (707.5 MHz) | | |
| | | | Conducted Power [dBm] | | |
| QPSK | 1 | 0 | 24.71 | 0 | 0 |
| | 1 | 25 | 24.58 | | 0 |
| | 1 | 49 | 24.56 | | 0 |
| | 25 | 0 | 23.60 | 0-1 | 1 |
| | 25 | 12 | 23.64 | | 1 |
| | 25 | 25 | 23.56 | | 1 |
| | 50 | 0 | 23.53 | | 1 |
| 16QAM | 1 | 0 | 23.91 | 0-1 | 1 |
| | 1 | 25 | 23.82 | | 1 |
| | 1 | 49 | 23.75 | | 1 |
| | 25 | 0 | 22.57 | 0-2 | 2 |
| | 25 | 12 | 22.60 | | 2 |
| | 25 | 25 | 22.55 | | 2 |
| | 50 | 0 | 22.46 | | 2 |
| 64QAM | 1 | 0 | 22.82 | 0-2 | 2 |
| | 1 | 25 | 22.84 | | 2 |
| | 1 | 49 | 22.75 | | 2 |
| | 25 | 0 | 21.55 | 0-3 | 3 |
| | 25 | 12 | 21.60 | | 3 |
| | 25 | 25 | 21.65 | | 3 |
| | 50 | 0 | 21.60 | | 3 |
| 256QAM | 1 | 0 | 19.52 | 0-5 | 5 |
| | 1 | 25 | 19.98 | | 5 |
| | 1 | 49 | 19.51 | | 5 |
| | 25 | 0 | 19.57 | | 5 |
| | 25 | 12 | 19.65 | | 5 |
| | 25 | 25 | 19.66 | | 5 |
| | 50 | 0 | 19.52 | | 5 |

| | | | | |
|--|---|-------------------------------|---|---------------------------------|
| FCC ID: A3LSMS908E |  PCTEST <small>Proud to be part of</small>  | SAR EVALUATION REPORT |  | Approved by: Quality Manager |
| Document S/N: 1M2109220110-01.A3L (Rev 1) | Test Dates: 10/18/21 - 12/16/21 | DUT Type: Portable Handset | | Page 40 of 119 |

9.3.2 LTE Band 13

**Table 9-8
LTE Band 13 Maximum Conducted Power - 10 MHz Bandwidth**




| LTE Band 13 10 MHz Bandwidth | | | | | |
|---------------------------------|---------|-----------|--------------------------|------------------------------|----------|
| Modulation | RB Size | RB Offset | Mid Channel | MPR Allowed per 3GPP [dB] | MPR [dB] |
| | | | 23230 (782.0 MHz) | | |
| | | | Conducted Power [dBm] | | |
| QPSK | 1 | 0 | 24.83 | 0 | 0 |
| | 1 | 25 | 24.89 | | 0 |
| | 1 | 49 | 24.74 | | 0 |
| | 25 | 0 | 23.76 | 0-1 | 1 |
| | 25 | 12 | 23.89 | | 1 |
| | 25 | 25 | 23.71 | | 1 |
| | 50 | 0 | 23.77 | | 1 |
| 16QAM | 1 | 0 | 23.93 | 0-1 | 1 |
| | 1 | 25 | 23.97 | | 1 |
| | 1 | 49 | 23.77 | | 1 |
| | 25 | 0 | 22.83 | 0-2 | 2 |
| | 25 | 12 | 22.84 | | 2 |
| | 25 | 25 | 22.79 | | 2 |
| | 50 | 0 | 22.74 | | 2 |
| 64QAM | 1 | 0 | 22.91 | 0-2 | 2 |
| | 1 | 25 | 22.89 | | 2 |
| | 1 | 49 | 22.92 | | 2 |
| | 25 | 0 | 21.89 | 0-3 | 3 |
| | 25 | 12 | 21.88 | | 3 |
| | 25 | 25 | 21.80 | | 3 |
| | 50 | 0 | 21.78 | | 3 |
| 256QAM | 1 | 0 | 19.62 | 0-5 | 5 |
| | 1 | 25 | 19.95 | | 5 |
| | 1 | 49 | 19.68 | | 5 |
| | 25 | 0 | 19.62 | | 5 |
| | 25 | 12 | 19.85 | | 5 |
| | 25 | 25 | 19.80 | | 5 |
| | 50 | 0 | 19.81 | | 5 |

| | | | | |
|--|---|-------------------------------|---|---------------------------------|
| FCC ID: A3LSMS908E |  PCTEST <small>Proud to be part of</small>  | SAR EVALUATION REPORT |  | Approved by: Quality Manager |
| Document S/N: 1M2109220110-01.A3L (Rev 1) | Test Dates: 10/18/21 - 12/16/21 | DUT Type: Portable Handset | | Page 41 of 119 |

9.3.3 LTE Band 26

**Table 9-9
LTE Band 26 (Cell) Maximum Conducted Power - 15 MHz Bandwidth**

| LTE Band 26 (Cell) 15 MHz Bandwidth | | | | | | |
|--|---------|-----------|--------------------------|------------------------------|----------|---|
| Modulation | RB Size | RB Offset | Mid Channel | MPR Allowed per 3GPP [dB] | MPR [dB] | |
| | | | 26865 (831.5 MHz) | | | |
| | | | Conducted Power [dBm] | | | |
| QPSK | 1 | 0 | 24.48 | 0 | 0 | |
| | 1 | 36 | 24.68 | | 0 | |
| | 1 | 74 | 24.50 | | 0 | |
| | QPSK | 36 | 0 | 23.37 | 0-1 | 1 |
| | | 36 | 18 | 23.45 | | 1 |
| | | 36 | 37 | 23.52 | | 1 |
| | | 75 | 0 | 23.51 | | 1 |
| 16QAM | 1 | 0 | 23.72 | 0-1 | 1 | |
| | 1 | 36 | 23.59 | | 1 | |
| | 1 | 74 | 23.65 | | 1 | |
| | 16QAM | 36 | 0 | 22.28 | 0-2 | 2 |
| | | 36 | 18 | 22.29 | | 2 |
| | | 36 | 37 | 22.31 | | 2 |
| | | 75 | 0 | 22.38 | | 2 |
| 64QAM | 1 | 0 | 22.33 | 0-2 | 2 | |
| | 1 | 36 | 22.55 | | 2 | |
| | 1 | 74 | 22.30 | | 2 | |
| | 64QAM | 36 | 0 | 21.34 | 0-3 | 3 |
| | | 36 | 18 | 21.42 | | 3 |
| | | 36 | 37 | 21.41 | | 3 |
| | | 75 | 0 | 21.43 | | 3 |
| 256QAM | 1 | 0 | 19.25 | 0-5 | 5 | |
| | 1 | 36 | 19.50 | | 5 | |
| | 1 | 74 | 19.37 | | 5 | |
| | 36 | 0 | 19.30 | | 5 | |
| | 36 | 18 | 19.31 | | 5 | |
| | 36 | 37 | 19.32 | | 5 | |
| | 75 | 0 | 19.34 | | 5 | |

| | | | | |
|--|--|-------------------------------|---|---------------------------------|
| FCC ID: A3LSMS908E |  PCTEST Proud to be part of  | SAR EVALUATION REPORT |  | Approved by: Quality Manager |
| Document S/N: 1M2109220110-01.A3L (Rev 1) | Test Dates: 10/18/21 - 12/16/21 | DUT Type: Portable Handset | | Page 42 of 119 |

9.3.4 LTE Band 66

**Table 9-10
LTE Band 66 (AWS) Maximum Conducted Power – 20 MHz Bandwidth**

| LTE Band 66 (AWS) 20 MHz Bandwidth | | | | | | | |
|---------------------------------------|---------|-----------|------------------------|------------------------|------------------------|------------------------------|----------|
| Modulation | RB Size | RB Offset | Low Channel | Mid Channel | High Channel | MPR Allowed per 3GPP [dB] | MPR [dB] |
| | | | 132072 (1720.0 MHz) | 132322 (1745.0 MHz) | 132572 (1770.0 MHz) | | |
| | | | Conducted Power [dBm] | | | | |
| QPSK | 1 | 0 | 21.91 | 21.84 | 22.73 | 0 | 0 |
| | 1 | 50 | 22.31 | 22.06 | 22.81 | | 0 |
| | 1 | 99 | 22.29 | 22.00 | 22.75 | | 0 |
| | 50 | 0 | 21.25 | 20.94 | 21.74 | 0-1 | 1 |
| | 50 | 25 | 21.32 | 21.18 | 21.83 | | 1 |
| | 50 | 50 | 21.25 | 21.03 | 21.79 | | 1 |
| 16QAM | 100 | 0 | 21.22 | 21.06 | 21.71 | 0-1 | 1 |
| | 1 | 0 | 21.08 | 20.94 | 21.63 | | 1 |
| | 1 | 50 | 21.54 | 21.56 | 21.74 | | 1 |
| | 1 | 99 | 21.20 | 21.20 | 21.75 | 0-2 | 1 |
| | 50 | 0 | 20.17 | 19.95 | 20.73 | | 2 |
| | 50 | 25 | 20.32 | 20.13 | 20.78 | | 2 |
| 64QAM | 50 | 50 | 20.22 | 20.02 | 20.80 | 0-2 | 2 |
| | 100 | 0 | 20.25 | 20.04 | 20.68 | | 2 |
| | 1 | 0 | 19.97 | 19.86 | 20.61 | | 0-2 |
| | 1 | 50 | 20.48 | 20.11 | 20.85 | 2 | |
| | 1 | 99 | 20.11 | 20.06 | 20.86 | 0-3 | |
| | 50 | 0 | 19.13 | 18.90 | 19.67 | | 3 |
| 50 | 25 | 19.35 | 19.16 | 19.76 | 3 | | |
| 256QAM | 50 | 50 | 19.27 | 19.06 | 19.83 | 0-3 | 3 |
| | 100 | 0 | 19.26 | 19.01 | 19.76 | | 3 |
| | 1 | 0 | 17.08 | 16.86 | 17.38 | | 0-5 |
| | 1 | 50 | 17.44 | 17.22 | 17.70 | 5 | |
| | 1 | 99 | 17.28 | 17.00 | 17.73 | 5 | |
| | 50 | 0 | 17.11 | 16.92 | 17.73 | 5 | |
| 50 | 25 | 17.44 | 17.14 | 17.77 | 5 | | |
| 50 | 50 | 17.24 | 17.06 | 17.76 | 5 | | |
| 100 | 0 | 17.27 | 17.01 | 17.67 | 5 | | |




| | | | | |
|--|--|-------------------------------|---|---------------------------------|
| FCC ID: A3LSMS908E |  PCTEST Proud to be part of  | SAR EVALUATION REPORT |  | Approved by: Quality Manager |
| Document S/N: 1M2109220110-01.A3L (Rev 1) | Test Dates: 10/18/21 - 12/16/21 | DUT Type: Portable Handset | | Page 43 of 119 |

Table 9-11
LTE Band 66 (AWS) Reduced Conducted Power (Phablet with grip sensor active and/or Earjack Active) -
20 MHz Bandwidth

| LTE Band 66 (AWS) 20 MHz Bandwidth | | | | | | | |
|---------------------------------------|---------|-----------|------------------------|------------------------|------------------------|------------------------------|----------|
| Modulation | RB Size | RB Offset | Low Channel | Mid Channel | High Channel | MPR Allowed per 3GPP [dB] | MPR [dB] |
| | | | 132072 (1720.0 MHz) | 132322 (1745.0 MHz) | 132572 (1770.0 MHz) | | |
| | | | Conducted Power [dBm] | | | | |
| QPSK | 1 | 0 | 18.24 | 18.34 | 18.66 | 0 | 0 |
| | 1 | 50 | 18.61 | 18.68 | 18.79 | | 0 |
| | 1 | 99 | 18.39 | 18.51 | 18.74 | | 0 |
| | 50 | 0 | 18.4 | 18.52 | 18.82 | 0-1 | 0 |
| | 50 | 25 | 18.53 | 18.72 | 18.92 | | 0 |
| | 50 | 50 | 18.49 | 18.6 | 18.9 | | 0 |
| | 100 | 0 | 18.43 | 18.59 | 18.78 | | 0 |
| 16QAM | 1 | 0 | 18.19 | 18.52 | 18.89 | 0-1 | 0 |
| | 1 | 50 | 18.64 | 18.87 | 19.02 | | 0 |
| | 1 | 99 | 18.23 | 18.80 | 18.98 | | 0 |
| | 50 | 0 | 18.39 | 18.60 | 18.81 | 0-2 | 0 |
| | 50 | 25 | 18.51 | 18.68 | 18.88 | | 0 |
| | 50 | 50 | 18.48 | 18.62 | 18.92 | | 0 |
| | 100 | 0 | 18.45 | 18.61 | 18.84 | | 0 |
| 64QAM | 1 | 0 | 18.29 | 18.56 | 18.92 | 0-2 | 0 |
| | 1 | 50 | 18.71 | 18.87 | 19.00 | | 0 |
| | 1 | 99 | 18.55 | 18.76 | 19.02 | | 0 |
| | 50 | 0 | 17.71 | 17.90 | 18.02 | 0-3 | 0 |
| | 50 | 25 | 17.86 | 17.98 | 18.03 | | 0 |
| | 50 | 50 | 17.85 | 17.87 | 18.09 | | 0 |
| | 100 | 0 | 17.78 | 17.90 | 18.04 | | 0 |
| 256QAM | 1 | 0 | 15.75 | 15.89 | 16.23 | 0-5 | 2 |
| | 1 | 50 | 15.97 | 16.08 | 16.24 | | 2 |
| | 1 | 99 | 15.86 | 15.93 | 16.13 | | 2 |
| | 50 | 0 | 15.71 | 15.89 | 16.09 | | 2 |
| | 50 | 25 | 15.83 | 15.95 | 16.18 | | 2 |
| | 50 | 50 | 15.82 | 15.88 | 16.16 | | 2 |
| | 100 | 0 | 15.77 | 15.89 | 16.07 | | 2 |







| | | | | |
|--|--|-------------------------------|---|---------------------------------|
| FCC ID: A3LSMS908E |  PCTEST Proud to be part of  | SAR EVALUATION REPORT |  | Approved by: Quality Manager |
| Document S/N: 1M2109220110-01.A3L (Rev 1) | Test Dates: 10/18/21 - 12/16/21 | DUT Type: Portable Handset | | Page 44 of 119 |

Table 9-12
LTE Band 66 (AWS) Reduced Conducted Power (Hotspot mode) - 20 MHz Bandwidth

| LTE Band 66 (AWS) 20 MHz Bandwidth | | | | | | | |
|---------------------------------------|---------|-----------|------------------------|------------------------|------------------------|------------------------------|----------|
| Modulation | RB Size | RB Offset | Low Channel | Mid Channel | High Channel | MPR Allowed per 3GPP [dB] | MPR [dB] |
| | | | 132072 (1720.0 MHz) | 132322 (1745.0 MHz) | 132572 (1770.0 MHz) | | |
| | | | Conducted Power [dBm] | | | | |
| QPSK | 1 | 0 | 16.25 | 16.30 | 16.65 | 0 | 0 |
| | 1 | 50 | 16.62 | 16.68 | 16.78 | | 0 |
| | 1 | 99 | 16.32 | 16.50 | 16.77 | | 0 |
| | 50 | 0 | 16.39 | 16.52 | 16.80 | 0-1 | 0 |
| | 50 | 25 | 16.54 | 16.71 | 16.91 | | 0 |
| | 50 | 50 | 16.46 | 16.64 | 16.85 | | 0 |
| | 100 | 0 | 16.43 | 16.58 | 16.76 | | 0 |
| 16QAM | 1 | 0 | 16.28 | 16.63 | 16.92 | 0-1 | 0 |
| | 1 | 50 | 16.63 | 17.06 | 17.04 | | 0 |
| | 1 | 99 | 16.40 | 16.81 | 17.07 | | 0 |
| | 50 | 0 | 16.37 | 16.54 | 16.78 | 0-2 | 0 |
| | 50 | 25 | 16.54 | 16.68 | 16.84 | | 0 |
| | 50 | 50 | 16.46 | 16.64 | 16.88 | | 0 |
| | 100 | 0 | 16.42 | 16.61 | 16.79 | | 0 |
| 64QAM | 1 | 0 | 16.36 | 16.51 | 16.93 | 0-2 | 0 |
| | 1 | 50 | 16.83 | 16.97 | 17.15 | | 0 |
| | 1 | 99 | 16.51 | 16.72 | 17.08 | | 0 |
| | 50 | 0 | 16.41 | 16.55 | 16.79 | 0-3 | 0 |
| | 50 | 25 | 16.54 | 16.69 | 16.92 | | 0 |
| | 50 | 50 | 16.44 | 16.65 | 16.91 | | 0 |
| | 100 | 0 | 16.43 | 16.62 | 16.82 | | 0 |
| 256QAM | 1 | 0 | 15.5 | 15.56 | 15.73 | 0-5 | 0.5 |
| | 1 | 50 | 15.68 | 15.89 | 16.10 | | 0.5 |
| | 1 | 99 | 15.55 | 15.74 | 16.02 | | 0.5 |
| | 50 | 0 | 15.57 | 15.63 | 15.81 | | 0.5 |
| | 50 | 25 | 15.57 | 15.67 | 15.88 | | 0.5 |
| | 50 | 50 | 15.54 | 15.67 | 15.89 | | 0.5 |
| | 100 | 0 | 15.55 | 15.59 | 15.80 | | 0.5 |

| | | | | |
|--|--|-------------------------------|---|---------------------------------|
| FCC ID: A3LSMS908E |  PCTEST Proud to be part of  | SAR EVALUATION REPORT |  | Approved by: Quality Manager |
| Document S/N: 1M2109220110-01.A3L (Rev 1) | Test Dates: 10/18/21 - 12/16/21 | DUT Type: Portable Handset | | Page 45 of 119 |

9.3.1 LTE Band 4

Table 9-13
LTE Band 4 (AWS) Antenna J Maximum Conducted Power – 20 MHz Bandwidth

| LTE Band 4 (AWS) 20 MHz Bandwidth | | | | | |
|--------------------------------------|---------|-----------|--------------------------|------------------------------|----------|
| Modulation | RB Size | RB Offset | Mid Channel | MPR Allowed per 3GPP [dB] | MPR [dB] |
| | | | 20175 (1732.5 MHz) | | |
| | | | Conducted Power [dBm] | | |
| QPSK | 1 | 0 | 19.97 | 0 | 0 |
| | 1 | 50 | 20.23 | | 0 |
| | 1 | 99 | 20.34 | | 0 |
| | 50 | 0 | 19.03 | 0-1 | 1 |
| | 50 | 25 | 19.18 | | 1 |
| | 50 | 50 | 19.20 | | 1 |
| | 100 | 0 | 19.14 | | 1 |
| 16QAM | 1 | 0 | 19.04 | 0-1 | 1 |
| | 1 | 50 | 19.40 | | 1 |
| | 1 | 99 | 19.32 | | 1 |
| | 50 | 0 | 18.03 | 0-2 | 2 |
| | 50 | 25 | 18.16 | | 2 |
| | 50 | 50 | 18.21 | | 2 |
| | 100 | 0 | 18.04 | | 2 |
| 64QAM | 1 | 0 | 17.99 | 0-2 | 2 |
| | 1 | 50 | 18.20 | | 2 |
| | 1 | 99 | 18.24 | | 2 |
| | 50 | 0 | 17.03 | 0-3 | 3 |
| | 50 | 25 | 17.16 | | 3 |
| | 50 | 50 | 17.25 | | 3 |
| | 100 | 0 | 17.08 | | 3 |
| 256QAM | 1 | 0 | 14.79 | 0-5 | 5 |
| | 1 | 50 | 15.28 | | 5 |
| | 1 | 99 | 15.12 | | 5 |
| | 50 | 0 | 14.99 | | 5 |
| | 50 | 25 | 15.15 | | 5 |
| | 50 | 50 | 15.21 | | 5 |
| | 100 | 0 | 15.07 | | 5 |







| | | | | |
|--|--|-------------------------------|---|---------------------------------|
| FCC ID: A3LSMS908E |  PCTEST Proud to be part of  | SAR EVALUATION REPORT |  | Approved by: Quality Manager |
| Document S/N: 1M2109220110-01.A3L (Rev 1) | Test Dates: 10/18/21 - 12/16/21 | DUT Type: Portable Handset | | Page 46 of 119 |

Table 9-14
LTE Band 4 (AWS) Antenna J Reduced Conducted Power (Hotspot mode and/or RCV) -
20 MHz Bandwidth

| LTE Band 4 (AWS) 20 MHz Bandwidth | | | | | |
|--------------------------------------|---------|-----------|--------------------------|------------------------------|----------|
| Modulation | RB Size | RB Offset | Mid Channel | MPR Allowed per 3GPP [dB] | MPR [dB] |
| | | | 20175 (1732.5 MHz) | | |
| | | | Conducted Power [dBm] | | |
| QPSK | 1 | 0 | 15.80 | 0 | 0 |
| | 1 | 50 | 16.16 | | 0 |
| | 1 | 99 | 16.06 | | 0 |
| | 50 | 0 | 16.02 | 0-1 | 0 |
| | 50 | 25 | 16.21 | | 0 |
| | 50 | 50 | 16.19 | | 0 |
| | 100 | 0 | 16.10 | | 0 |
| 16QAM | 1 | 0 | 16.05 | 0-1 | 0 |
| | 1 | 50 | 16.32 | | 0 |
| | 1 | 99 | 16.23 | | 0 |
| | 50 | 0 | 16.04 | 0-2 | 0 |
| | 50 | 25 | 16.18 | | 0 |
| | 50 | 50 | 16.26 | | 0 |
| | 100 | 0 | 16.13 | | 0 |
| 64QAM | 1 | 0 | 15.87 | 0-2 | 0 |
| | 1 | 50 | 16.27 | | 0 |
| | 1 | 99 | 16.15 | | 0 |
| | 50 | 0 | 16.08 | 0-3 | 0 |
| | 50 | 25 | 16.16 | | 0 |
| | 50 | 50 | 16.21 | | 0 |
| | 100 | 0 | 16.06 | | 0 |
| 256QAM | 1 | 0 | 14.83 | 0-5 | 1 |
| | 1 | 50 | 15.32 | | 1 |
| | 1 | 99 | 15.08 | | 1 |
| | 50 | 0 | 15.09 | | 1 |
| | 50 | 25 | 15.22 | | 1 |
| | 50 | 50 | 15.20 | | 1 |
| | 100 | 0 | 15.10 | | 1 |

| | | | | |
|--|--|-------------------------------|---|---------------------------------|
| FCC ID: A3LSMS908E |  PCTEST Proud to be part of  | SAR EVALUATION REPORT |  | Approved by: Quality Manager |
| Document S/N: 1M2109220110-01.A3L (Rev 1) | Test Dates: 10/18/21 - 12/16/21 | DUT Type: Portable Handset | | Page 47 of 119 |

9.3.2 LTE Band 25

**Table 9-15
LTE Band 25 (PCS) Maximum Conducted Power – 20 MHz Bandwidth**

| LTE Band 25 (PCS) 20 MHz Bandwidth | | | | | | | |
|---------------------------------------|---------|-----------|-----------------------|-----------------------|-----------------------|------------------------------|----------|
| Modulation | RB Size | RB Offset | Low Channel | Mid Channel | High Channel | MPR Allowed per 3GPP [dB] | MPR [dB] |
| | | | 26140 (1860.0 MHz) | 26365 (1882.5 MHz) | 26590 (1905.0 MHz) | | |
| QPSK | 1 | 0 | 21.57 | 22.14 | 22.28 | 0 | 0 |
| | 1 | 50 | 21.80 | 22.33 | 22.40 | | 0 |
| | 1 | 99 | 21.83 | 22.29 | 22.33 | | 0 |
| | 50 | 0 | 20.84 | 21.06 | 21.19 | 0-1 | 1 |
| | 50 | 25 | 20.87 | 21.14 | 21.32 | | 1 |
| | 50 | 50 | 20.85 | 21.14 | 21.28 | | 1 |
| 100 | 0 | 20.74 | 20.99 | 21.22 | 1 | | |
| 16QAM | 1 | 0 | 20.89 | 21.17 | 21.39 | 0-1 | 1 |
| | 1 | 50 | 20.95 | 21.28 | 21.69 | | 1 |
| | 1 | 99 | 20.94 | 21.42 | 21.48 | | 1 |
| | 50 | 0 | 19.75 | 20.05 | 20.11 | 0-2 | 2 |
| | 50 | 25 | 19.86 | 20.02 | 20.25 | | 2 |
| | 50 | 50 | 19.85 | 20.11 | 20.18 | | 2 |
| 100 | 0 | 19.77 | 19.93 | 20.14 | 2 | | |
| 64QAM | 1 | 0 | 19.95 | 20.22 | 20.33 | 0-2 | 2 |
| | 1 | 50 | 19.97 | 20.39 | 20.38 | | 2 |
| | 1 | 99 | 20.14 | 20.15 | 20.36 | | 2 |
| | 50 | 0 | 18.75 | 19.02 | 19.11 | 0-3 | 3 |
| | 50 | 25 | 18.86 | 19.04 | 19.27 | | 3 |
| | 50 | 50 | 18.97 | 19.10 | 19.25 | | 3 |
| 100 | 0 | 18.76 | 18.93 | 19.14 | 3 | | |
| 256QAM | 1 | 0 | 16.53 | 16.83 | 17.05 | 0-5 | 5 |
| | 1 | 50 | 16.82 | 17.28 | 17.24 | | 5 |
| | 1 | 99 | 16.76 | 16.96 | 17.08 | | 5 |
| | 50 | 0 | 16.52 | 16.94 | 16.92 | | 5 |
| | 50 | 25 | 16.84 | 16.95 | 17.20 | | 5 |
| | 50 | 50 | 16.75 | 17.14 | 17.16 | | 5 |
| 100 | 0 | 16.65 | 16.92 | 17.18 | 5 | | |




| | | | | |
|--|--|-------------------------------|---|---------------------------------|
| FCC ID: A3LSMS908E |  PCTEST Proud to be part of  | SAR EVALUATION REPORT |  | Approved by: Quality Manager |
| Document S/N: 1M2109220110-01.A3L (Rev 1) | Test Dates: 10/18/21 - 12/16/21 | DUT Type: Portable Handset | | Page 48 of 119 |

Table 9-16
LTE Band 25 (PCS) Reduced Conducted Power (Phablet with grip sensor active and/or Earjack Active)-
20 MHz Bandwidth

| LTE Band 25 (PCS) 20 MHz Bandwidth | | | | | | | |
|---------------------------------------|---------|-----------|-----------------------|-----------------------|-----------------------|------------------------------|----------|
| Modulation | RB Size | RB Offset | Low Channel | Mid Channel | High Channel | MPR Allowed per 3GPP [dB] | MPR [dB] |
| | | | 26140 (1860.0 MHz) | 26365 (1882.5 MHz) | 26590 (1905.0 MHz) | | |
| | | | Conducted Power [dBm] | | | | |
| QPSK | 1 | 0 | 18.56 | 19.15 | 19.19 | 0 | 0 |
| | 1 | 50 | 18.75 | 19.33 | 19.37 | | 0 |
| | 1 | 99 | 18.81 | 19.27 | 19.30 | | 0 |
| | 50 | 0 | 18.79 | 19.08 | 19.15 | 0-1 | 0 |
| | 50 | 25 | 18.93 | 19.13 | 19.30 | | 0 |
| | 50 | 50 | 18.89 | 19.12 | 19.26 | | 0 |
| 16QAM | 100 | 0 | 18.78 | 19.00 | 19.17 | 0-1 | 0 |
| | 1 | 0 | 18.88 | 19.15 | 19.28 | | 0 |
| | 1 | 50 | 18.72 | 19.39 | 19.26 | | 0 |
| | 1 | 99 | 19.03 | 19.30 | 19.41 | 0-2 | 0 |
| | 50 | 0 | 18.69 | 19.00 | 19.07 | | 0 |
| | 50 | 25 | 18.81 | 18.98 | 19.16 | | 0 |
| 64QAM | 50 | 50 | 18.74 | 19.05 | 19.21 | 0-2 | 0 |
| | 100 | 0 | 18.65 | 18.90 | 19.11 | | 0 |
| | 1 | 0 | 18.93 | 19.13 | 19.21 | | 0-2 |
| | 1 | 50 | 18.98 | 19.21 | 19.46 | 0 | |
| | 1 | 99 | 18.85 | 19.27 | 19.36 | 0 | |
| | 256QAM | 50 | 0 | 18.71 | 19.02 | 19.10 | 0-3 |
| 50 | | 25 | 18.81 | 18.99 | 19.22 | 0 | |
| 50 | | 50 | 18.78 | 19.04 | 19.18 | 0 | |
| 100 | | 0 | 18.66 | 18.94 | 19.09 | 0-5 | 0 |
| 1 | | 0 | 16.58 | 16.64 | 16.98 | | 2 |
| 1 | | 50 | 16.75 | 17.10 | 17.28 | | 2 |
| 256QAM | 1 | 99 | 16.73 | 16.95 | 17.14 | 0-5 | 2 |
| | 50 | 0 | 16.55 | 16.82 | 16.97 | | 2 |
| | 50 | 25 | 16.76 | 17.00 | 17.07 | | 2 |
| | 50 | 50 | 16.73 | 17.06 | 17.16 | 2 | |
| | 100 | 0 | 16.69 | 16.88 | 17.14 | 2 | |







| | | | | |
|---|--|--------------------------------------|---|--|
| FCC ID: A3LSMS908E |  PCTEST Proud to be part of  | SAR EVALUATION REPORT |  | Approved by: Quality Manager |
| Document S/N: 1M2109220110-01.A3L (Rev 1) | Test Dates: 10/18/21 - 12/16/21 | DUT Type: Portable Handset | Page 49 of 119 | |

Table 9-17
LTE Band 25 (PCS) Reduced Conducted Power (Hotspot mode) - 20 MHz Bandwidth

| LTE Band 25 (PCS) 20 MHz Bandwidth | | | | | | | |
|---------------------------------------|---------|-----------|-----------------------|-----------------------|-----------------------|------------------------------|----------|
| Modulation | RB Size | RB Offset | Low Channel | Mid Channel | High Channel | MPR Allowed per 3GPP [dB] | MPR [dB] |
| | | | 26140 (1860.0 MHz) | 26365 (1882.5 MHz) | 26590 (1905.0 MHz) | | |
| | | | Conducted Power [dBm] | | | | |
| QPSK | 1 | 0 | 17.02 | 17.29 | 17.50 | 0 | 0 |
| | 1 | 50 | 17.17 | 17.44 | 17.54 | | 0 |
| | 1 | 99 | 17.15 | 17.41 | 17.52 | | 0 |
| | 50 | 0 | 17.00 | 17.25 | 17.33 | 0-1 | 0 |
| | 50 | 25 | 17.15 | 17.34 | 17.45 | | 0 |
| | 50 | 50 | 17.12 | 17.29 | 17.44 | | 0 |
| 16QAM | 100 | 0 | 17.00 | 17.15 | 17.33 | 0-1 | 0 |
| | 1 | 0 | 17.03 | 17.11 | 17.39 | | 0 |
| | 1 | 50 | 17.44 | 17.43 | 17.71 | | 0 |
| | 1 | 99 | 17.23 | 17.17 | 17.25 | 0-2 | 0 |
| | 50 | 0 | 17.00 | 17.09 | 17.21 | | 0 |
| | 50 | 25 | 17.02 | 17.11 | 17.29 | | 0 |
| 64QAM | 50 | 50 | 17.01 | 17.20 | 17.30 | 0-2 | 0 |
| | 100 | 0 | 17.00 | 17.00 | 17.16 | | 0 |
| | 1 | 0 | 17.07 | 17.19 | 17.24 | | 0-3 |
| | 1 | 50 | 17.28 | 17.52 | 17.65 | 0 | |
| | 1 | 99 | 17.20 | 17.29 | 17.54 | 0 | |
| | 256QAM | 50 | 0 | 17.00 | 17.06 | 17.15 | 0-5 |
| 50 | | 25 | 17.03 | 17.10 | 17.30 | 0 | |
| 50 | | 50 | 17.01 | 17.16 | 17.27 | 0 | |
| 100 | | 0 | 17.00 | 17.00 | 17.15 | 0-5 | 0 |
| 1 | | 0 | 16.50 | 16.70 | 16.51 | | 0.5 |
| 1 | | 50 | 17.01 | 17.30 | 17.41 | | 0.5 |
| 256QAM | 1 | 99 | 16.86 | 17.10 | 17.20 | 0-5 | 0.5 |
| | 50 | 0 | 16.63 | 16.90 | 17.00 | | 0.5 |
| | 50 | 25 | 16.94 | 17.08 | 17.27 | | 0.5 |
| | 50 | 50 | 16.87 | 17.12 | 17.23 | 0-5 | 0.5 |
| | 100 | 0 | 16.82 | 16.94 | 17.15 | | 0.5 |

| | | | | |
|--|--|-------------------------------|---|---------------------------------|
| FCC ID: A3LSMS908E |  PCTEST Proud to be part of  | SAR EVALUATION REPORT |  | Approved by: Quality Manager |
| Document S/N: 1M2109220110-01.A3L (Rev 1) | Test Dates: 10/18/21 - 12/16/21 | DUT Type: Portable Handset | | Page 50 of 119 |

9.3.1 LTE Band 2

**Table 9-18
LTE Band 2 (PCS) Maximum Conducted Power – 20 MHz Bandwidth**

| LTE Band 2 (PCS) 20 MHz Bandwidth | | | | | | | |
|--------------------------------------|---------|-----------|-----------------------|-----------------------|-----------------------|------------------------------|----------|
| Modulation | RB Size | RB Offset | Low Channel | Mid Channel | High Channel | MPR Allowed per 3GPP [dB] | MPR [dB] |
| | | | 18700 (1860.0 MHz) | 18900 (1880.0 MHz) | 19100 (1900.0 MHz) | | |
| | | | Conducted Power [dBm] | | | | |
| QPSK | 1 | 0 | 21.01 | 21.37 | 21.61 | 0 | 0 |
| | 1 | 50 | 21.02 | 21.61 | 21.71 | | 0 |
| | 1 | 99 | 21.05 | 21.56 | 21.69 | | 0 |
| | 50 | 0 | 20.04 | 20.25 | 20.39 | 0-1 | 1 |
| | 50 | 25 | 20.28 | 20.47 | 20.65 | | 1 |
| | 50 | 50 | 20.27 | 20.53 | 20.60 | | 1 |
| 16QAM | 100 | 0 | 20.19 | 20.37 | 20.54 | 0-1 | 1 |
| | 1 | 0 | 20.22 | 20.42 | 20.57 | | 1 |
| | 1 | 50 | 20.53 | 20.77 | 20.81 | | 1 |
| | 1 | 99 | 20.39 | 20.51 | 20.72 | 0-2 | 1 |
| | 50 | 0 | 19.05 | 19.29 | 19.40 | | 2 |
| | 50 | 25 | 19.31 | 19.47 | 19.64 | | 2 |
| 64QAM | 50 | 50 | 19.30 | 19.53 | 19.66 | 0-2 | 2 |
| | 100 | 0 | 19.19 | 19.36 | 19.54 | | 2 |
| | 1 | 0 | 19.33 | 19.55 | 19.81 | | 0-2 |
| | 1 | 50 | 19.71 | 19.84 | 20.05 | 2 | |
| | 1 | 99 | 19.61 | 19.72 | 19.84 | 0-3 | |
| | 50 | 0 | 18.05 | 18.30 | 18.42 | | 3 |
| 50 | 25 | 18.33 | 18.52 | 18.64 | 3 | | |
| 256QAM | 50 | 50 | 18.30 | 18.54 | 18.62 | 0-3 | 3 |
| | 100 | 0 | 18.22 | 18.42 | 18.54 | | 3 |
| | 1 | 0 | 16.80 | 16.97 | 17.20 | | 0-5 |
| | 1 | 50 | 16.85 | 17.18 | 17.30 | 5 | |
| | 1 | 99 | 16.90 | 17.09 | 17.10 | 5 | |
| | 50 | 0 | 16.53 | 16.97 | 17.13 | 5 | |
| 50 | 25 | 16.73 | 17.04 | 17.06 | 5 | | |
| 50 | 50 | 16.90 | 17.08 | 17.22 | 5 | | |
| 100 | 0 | 16.91 | 17.13 | 16.96 | 5 | | |




| | | | | |
|--|--|-------------------------------|---|---------------------------------|
| FCC ID: A3LSMS908E |  PCTEST Proud to be part of  | SAR EVALUATION REPORT |  | Approved by: Quality Manager |
| Document S/N: 1M2109220110-01.A3L (Rev 1) | Test Dates: 10/18/21 - 12/16/21 | DUT Type: Portable Handset | | Page 51 of 119 |

Table 9-19
LTE Band 2 (PCS) Reduced Conducted Power (Phablet with grip sensor active and/or Earjack Active)- 20 MHz Bandwidth

| LTE Band 2 (PCS) 20 MHz Bandwidth | | | | | | | |
|--------------------------------------|---------|-----------|-----------------------|-----------------------|-----------------------|---------------------------|----------|
| Modulation | RB Size | RB Offset | Low Channel | Mid Channel | High Channel | MPR Allowed per 3GPP [dB] | MPR [dB] |
| | | | 18700 (1860.0 MHz) | 18900 (1880.0 MHz) | 19100 (1900.0 MHz) | | |
| | | | Conducted Power [dBm] | | | | |
| QPSK | 1 | 0 | 18.01 | 18.38 | 18.63 | 0 | 0 |
| | 1 | 50 | 18.05 | 18.62 | 18.77 | | 0 |
| | 1 | 99 | 18.11 | 18.60 | 18.68 | | 0 |
| | 50 | 0 | 18.06 | 18.28 | 18.39 | 0-1 | 0 |
| | 50 | 25 | 18.35 | 18.51 | 18.68 | | 0 |
| | 50 | 50 | 18.31 | 18.53 | 18.62 | | 0 |
| | 100 | 0 | 18.24 | 18.38 | 18.52 | | 0 |
| 16QAM | 1 | 0 | 18.23 | 18.67 | 18.55 | 0-1 | 0 |
| | 1 | 50 | 18.64 | 18.73 | 18.65 | | 0 |
| | 1 | 99 | 18.47 | 18.71 | 18.65 | | 0 |
| | 50 | 0 | 18.05 | 18.29 | 18.40 | 0-2 | 0 |
| | 50 | 25 | 18.30 | 18.46 | 18.61 | | 0 |
| | 50 | 50 | 18.27 | 18.52 | 18.58 | | 0 |
| | 100 | 0 | 18.19 | 18.35 | 18.50 | | 0 |
| 64QAM | 1 | 0 | 18.22 | 18.53 | 18.65 | 0-2 | 0 |
| | 1 | 50 | 18.56 | 18.75 | 18.83 | | 0 |
| | 1 | 99 | 18.47 | 18.77 | 18.72 | | 0 |
| | 50 | 0 | 18.03 | 18.29 | 18.38 | 0-3 | 0 |
| | 50 | 25 | 18.29 | 18.47 | 18.63 | | 0 |
| | 50 | 50 | 18.25 | 18.55 | 18.57 | | 0 |
| | 100 | 0 | 18.19 | 18.35 | 18.47 | | 0 |
| 256QAM | 1 | 0 | 16.65 | 16.95 | 17.13 | 0-5 | 1 |
| | 1 | 50 | 16.79 | 17.05 | 17.27 | | 1 |
| | 1 | 99 | 16.89 | 16.96 | 17.09 | | 1 |
| | 50 | 0 | 16.68 | 16.93 | 17.06 | | 1 |
| | 50 | 25 | 16.69 | 17.10 | 17.04 | | 1 |
| | 50 | 50 | 16.87 | 17.07 | 17.19 | | 1 |
| | 100 | 0 | 16.87 | 17.04 | 16.95 | | 1 |







| | | | | |
|---|--|--------------------------------------|---|--|
| FCC ID: A3LSMS908E |  PCTEST Proud to be part of  | SAR EVALUATION REPORT |  | Approved by: Quality Manager |
| Document S/N: 1M2109220110-01.A3L (Rev 1) | Test Dates: 10/18/21 - 12/16/21 | DUT Type: Portable Handset | Page 52 of 119 | |

Table 9-20
LTE Band 2 (PCS) Reduced Conducted Power (Hotspot mode) - 20 MHz Bandwidth

| LTE Band 2 (PCS) 20 MHz Bandwidth | | | | | | | |
|--------------------------------------|---------|-----------|-----------------------|-----------------------|-----------------------|------------------------------|----------|
| Modulation | RB Size | RB Offset | Low Channel | Mid Channel | High Channel | MPR Allowed per 3GPP [dB] | MPR [dB] |
| | | | 18700 (1860.0 MHz) | 18900 (1880.0 MHz) | 19100 (1900.0 MHz) | | |
| | | | Conducted Power [dBm] | | | | |
| QPSK | 1 | 0 | 16.00 | 16.15 | 16.10 | 0 | 0 |
| | 1 | 50 | 16.01 | 16.30 | 16.11 | | 0 |
| | 1 | 99 | 16.02 | 16.22 | 16.04 | | 0 |
| | 50 | 0 | 16.00 | 16.03 | 16.06 | 0-1 | 0 |
| | 50 | 25 | 16.03 | 16.26 | 16.18 | | 0 |
| | 50 | 50 | 16.02 | 16.20 | 16.24 | | 0 |
| 100 | 0 | 16.01 | 16.10 | 16.23 | 0 | | |
| 16QAM | 1 | 0 | 16.14 | 16.43 | 16.78 | 0-1 | 0 |
| | 1 | 50 | 16.44 | 16.74 | 17.02 | | 0 |
| | 1 | 99 | 16.37 | 16.66 | 16.89 | | 0 |
| | 50 | 0 | 16.09 | 16.30 | 16.43 | 0-2 | 0 |
| | 50 | 25 | 16.36 | 16.51 | 16.65 | | 0 |
| | 50 | 50 | 16.33 | 16.55 | 16.64 | | 0 |
| 100 | 0 | 16.25 | 16.37 | 16.56 | 0 | | |
| 64QAM | 1 | 0 | 16.33 | 16.57 | 16.75 | 0-2 | 0 |
| | 1 | 50 | 16.61 | 16.88 | 17.02 | | 0 |
| | 1 | 99 | 16.58 | 16.77 | 16.82 | | 0 |
| | 50 | 0 | 16.08 | 16.30 | 16.40 | 0-3 | 0 |
| | 50 | 25 | 16.32 | 16.50 | 16.65 | | 0 |
| | 50 | 50 | 16.35 | 16.52 | 16.64 | | 0 |
| 100 | 0 | 16.24 | 16.38 | 16.53 | 0 | | |
| 256QAM | 1 | 0 | 16.00 | 16.08 | 16.27 | 0-5 | 0 |
| | 1 | 50 | 16.54 | 16.71 | 16.83 | | 0 |
| | 1 | 99 | 16.45 | 16.55 | 16.65 | | 0 |
| | 50 | 0 | 16.06 | 16.30 | 16.37 | | 0 |
| | 50 | 25 | 16.28 | 16.49 | 16.64 | | 0 |
| | 50 | 50 | 16.31 | 16.51 | 16.60 | | 0 |
| 100 | 0 | 16.21 | 16.36 | 16.55 | 0 | | |

| | | | | |
|--|--|-------------------------------|---|---------------------------------|
| FCC ID: A3LSMS908E |  PCTEST Proud to be part of  | SAR EVALUATION REPORT |  | Approved by: Quality Manager |
| Document S/N: 1M2109220110-01.A3L (Rev 1) | Test Dates: 10/18/21 - 12/16/21 | DUT Type: Portable Handset | | Page 53 of 119 |

9.3.2 LTE Band 41

Table 9-21
LTE Band 41 PC3 Maximum Conducted Power – 20 MHz Bandwidth

| LTE Band 41 20 MHz Bandwidth | | | | | | | | | |
|---------------------------------|---------|-----------|-----------------------|-----------------------|-----------------------|-----------------------|-----------------------|---------------------------|----------|
| Modulation | RB Size | RB Offset | Low Channel | Low-Mid Channel | Mid Channel | Mid-High Channel | High Channel | MPR Allowed per 3GPP [dB] | MPR [dB] |
| | | | 39750 (2506.0 MHz) | 40185 (2549.5 MHz) | 40620 (2593.0 MHz) | 41055 (2636.5 MHz) | 41490 (2680.0 MHz) | | |
| | | | Conducted Power [dBm] | | | | | | |
| QPSK | 1 | 0 | 24.83 | 24.60 | 24.22 | 24.14 | 23.94 | 0 | 0 |
| | 1 | 50 | 24.91 | 24.64 | 24.62 | 24.45 | 24.51 | | 0 |
| | 1 | 99 | 24.82 | 24.55 | 24.15 | 24.00 | 24.35 | | 0 |
| | 50 | 0 | 23.80 | 23.56 | 23.41 | 23.36 | 23.24 | 0-1 | 1 |
| | 50 | 25 | 23.79 | 23.60 | 23.53 | 23.40 | 23.42 | | 1 |
| | 50 | 50 | 23.65 | 23.54 | 23.39 | 23.21 | 23.43 | | 1 |
| 16QAM | 100 | 0 | 23.70 | 23.45 | 23.41 | 23.25 | 23.34 | 0-1 | 1 |
| | 1 | 0 | 23.90 | 23.80 | 23.23 | 23.15 | 22.95 | | 1 |
| | 1 | 50 | 23.99 | 23.88 | 23.75 | 23.70 | 23.62 | | 1 |
| | 1 | 99 | 23.70 | 23.75 | 23.25 | 23.00 | 23.37 | 0-2 | 2 |
| | 50 | 0 | 22.78 | 22.58 | 22.40 | 22.37 | 22.21 | | 2 |
| | 50 | 25 | 22.80 | 22.62 | 22.52 | 22.37 | 22.43 | | 2 |
| 64QAM | 50 | 50 | 22.68 | 22.56 | 22.40 | 22.25 | 22.45 | 0-2 | 2 |
| | 100 | 0 | 22.71 | 22.48 | 22.43 | 22.28 | 22.33 | | 2 |
| | 1 | 0 | 22.71 | 22.47 | 22.03 | 22.05 | 22.02 | | 0-2 |
| | 1 | 50 | 22.92 | 22.59 | 22.73 | 22.63 | 22.59 | 2 | |
| | 1 | 99 | 22.68 | 22.56 | 22.15 | 21.92 | 22.27 | 2 | |
| | 256QAM | 50 | 0 | 21.78 | 21.56 | 21.38 | 21.34 | 21.23 | 0-3 |
| 50 | | 25 | 21.80 | 21.57 | 21.53 | 21.38 | 21.41 | 3 | |
| 50 | | 50 | 21.65 | 21.60 | 21.38 | 21.24 | 21.44 | 3 | |
| 100 | | 0 | 21.66 | 21.47 | 21.42 | 21.27 | 21.35 | 0-5 | 3 |
| 1 | | 0 | 19.55 | 19.28 | 19.06 | 19.08 | 18.86 | | 5 |
| 1 | | 50 | 19.74 | 19.66 | 19.55 | 19.52 | 19.40 | | 5 |
| 256QAM | 1 | 99 | 19.42 | 19.26 | 19.10 | 18.99 | 19.17 | 0-5 | 5 |
| | 50 | 0 | 19.69 | 19.49 | 19.38 | 19.37 | 19.22 | | 5 |
| | 50 | 25 | 19.86 | 19.64 | 19.49 | 19.41 | 19.40 | | 5 |
| | 50 | 50 | 19.67 | 19.47 | 19.40 | 19.25 | 19.41 | 5 | |
| | 100 | 0 | 19.72 | 19.49 | 19.43 | 19.25 | 19.31 | 5 | |

Table 9-22
LTE Band 41 PC2 Maximum Conducted Power – 20 MHz Bandwidth

| LTE Band 41 20 MHz Bandwidth | | | | | | | | | |
|---------------------------------|---------|-----------|-----------------------|-----------------------|-----------------------|-----------------------|-----------------------|---------------------------|----------|
| Modulation | RB Size | RB Offset | Low Channel | Low-Mid Channel | Mid Channel | Mid-High Channel | High Channel | MPR Allowed per 3GPP [dB] | MPR [dB] |
| | | | 39750 (2506.0 MHz) | 40185 (2549.5 MHz) | 40620 (2593.0 MHz) | 41055 (2636.5 MHz) | 41490 (2680.0 MHz) | | |
| | | | Conducted Power [dBm] | | | | | | |
| QPSK | 1 | 0 | 27.02 | 26.97 | 26.46 | 26.5 | 26.23 | 0 | 0 |
| | 1 | 50 | 27.27 | 27 | 26.93 | 26.9 | 26.77 | | 0 |
| | 1 | 99 | 26.95 | 26.95 | 26.55 | 26.38 | 26.66 | | 0 |
| | 50 | 0 | 26.11 | 26.01 | 25.77 | 25.71 | 25.66 | 0-1 | 1 |
| | 50 | 25 | 26.24 | 26.06 | 25.95 | 25.75 | 25.89 | | 1 |
| | 50 | 50 | 26.12 | 26.02 | 25.82 | 25.62 | 25.88 | | 1 |
| 100 | 0 | 26.13 | 25.92 | 25.83 | 25.61 | 25.77 | 1 | | |




| | | | | |
|--|---|-------------------------------|---|---------------------------------|
| FCC ID: A3LSMS908E |  PCTEST Proud to be part of  | SAR EVALUATION REPORT |  | Approved by: Quality Manager |
| Document S/N: 1M2109220110-01.A3L (Rev 1) | Test Dates: 10/18/21 - 12/16/21 | DUT Type: Portable Handset | | Page 54 of 119 |

Table 9-23




LTE Band 41 Reduced Conducted Power (Hotspot mode or Phablet with grip sensor active and/or Earjack Active) - 20 MHz Bandwidth

| LTE Band 41 20 MHz Bandwidth | | | | | | | | | |
|---------------------------------|---------|-----------|-----------------------|-----------------------|-----------------------|-----------------------|-----------------------|---------------------------|----------|
| Modulation | RB Size | RB Offset | Low Channel | Low-Mid Channel | Mid Channel | Mid-High Channel | High Channel | MPR Allowed per 3GPP [dB] | MPR [dB] |
| | | | 39750 (2506.0 MHz) | 40185 (2549.5 MHz) | 40620 (2593.0 MHz) | 41055 (2636.5 MHz) | 41490 (2680.0 MHz) | | |
| | | | Conducted Power [dBm] | | | | | | |
| QPSK | 1 | 0 | 22.93 | 22.73 | 22.08 | 22.16 | 21.96 | 0 | 0 |
| | 1 | 50 | 22.89 | 22.79 | 22.55 | 22.52 | 22.43 | | 0 |
| | 1 | 99 | 22.87 | 22.68 | 22.34 | 21.84 | 22.51 | | 0 |
| | 50 | 0 | 22.94 | 22.78 | 22.39 | 22.44 | 22.31 | 0-1 | 0 |
| | 50 | 25 | 22.97 | 22.77 | 22.55 | 22.37 | 22.56 | | 0 |
| | 50 | 50 | 22.82 | 22.79 | 22.69 | 22.31 | 22.49 | | 0 |
| 100 | 0 | 22.76 | 22.65 | 22.42 | 22.31 | 22.42 | 0 | 0 | |
| 16QAM | 1 | 0 | 22.75 | 22.53 | 21.91 | 22.02 | 21.85 | 0-1 | 0 |
| | 1 | 50 | 22.96 | 22.86 | 22.68 | 22.57 | 22.66 | | 0 |
| | 1 | 99 | 22.66 | 22.54 | 22.05 | 21.91 | 22.26 | | 0 |
| | 50 | 0 | 22.67 | 22.47 | 22.24 | 22.17 | 22.1 | 0-2 | 0 |
| | 50 | 25 | 22.71 | 22.52 | 22.42 | 22.22 | 22.33 | | 0 |
| | 50 | 50 | 22.58 | 22.48 | 22.25 | 22.07 | 22.35 | | 0 |
| 100 | 0 | 22.59 | 22.38 | 22.27 | 22.11 | 22.21 | 0 | 0 | |
| 64QAM | 1 | 0 | 22.71 | 22.54 | 21.83 | 21.8 | 21.84 | 0-2 | 0 |
| | 1 | 50 | 22.96 | 22.82 | 22.37 | 22.16 | 22.57 | | 0 |
| | 1 | 99 | 22.54 | 22.63 | 21.93 | 21.74 | 22.14 | | 0 |
| | 50 | 0 | 21.82 | 21.63 | 21.22 | 21.15 | 21.11 | 0-3 | 1 |
| | 50 | 25 | 21.86 | 21.67 | 21.4 | 21.22 | 21.35 | | 1 |
| | 50 | 50 | 21.72 | 21.62 | 21.24 | 21.06 | 21.36 | | 1 |
| 100 | 0 | 21.74 | 21.51 | 21.3 | 21.09 | 21.23 | 1 | 1 | |
| 256QAM | 1 | 0 | 19.42 | 19.23 | 19 | 19.09 | 18.94 | 0-5 | 3 |
| | 1 | 50 | 19.9 | 19.76 | 19.67 | 19.47 | 19.42 | | 3 |
| | 1 | 99 | 19.54 | 19.28 | 19.14 | 18.93 | 19.26 | | 3 |
| | 50 | 0 | 19.7 | 19.56 | 19.39 | 19.3 | 19.27 | 3 | |
| | 50 | 25 | 19.87 | 19.67 | 19.58 | 19.35 | 19.49 | 3 | |
| | 50 | 50 | 19.69 | 19.55 | 19.39 | 19.23 | 19.5 | 3 | |
| 100 | 0 | 19.76 | 19.57 | 19.45 | 19.21 | 19.38 | 3 | | |

Table 9-24

LTE Band 41 PC2 Conducted Power (Hotspot mode) or (Phablet with grip sensor active and/or Earjack Active) - 20 MHz Bandwidth

| LTE Band 41 20 MHz Bandwidth | | | | | | | | | |
|---------------------------------|---------|-----------|-----------------------|-----------------------|-----------------------|-----------------------|-----------------------|---------------------------|----------|
| Modulation | RB Size | RB Offset | Low Channel | Low-Mid Channel | Mid Channel | Mid-High Channel | High Channel | MPR Allowed per 3GPP [dB] | MPR [dB] |
| | | | 39750 (2506.0 MHz) | 40185 (2549.5 MHz) | 40620 (2593.0 MHz) | 41055 (2636.5 MHz) | 41490 (2680.0 MHz) | | |
| | | | Conducted Power [dBm] | | | | | | |
| QPSK | 1 | 0 | 22.70 | 22.79 | 22.22 | 22.16 | 22.01 | 0 | 0 |
| | 1 | 50 | 22.67 | 22.72 | 22.61 | 22.61 | 22.27 | | 0 |
| | 1 | 99 | 22.67 | 22.67 | 22.59 | 22.56 | 22.38 | | 0 |
| | 50 | 0 | 22.66 | 22.69 | 22.40 | 22.28 | 22.39 | 0-1 | 0 |
| | 50 | 25 | 22.66 | 22.80 | 22.59 | 22.39 | 22.45 | | 0 |
| | 50 | 50 | 22.78 | 22.64 | 22.43 | 22.19 | 22.48 | | 0 |
| 100 | 0 | 22.61 | 22.55 | 22.46 | 22.22 | 22.37 | 0 | 0 | |

| | | | | |
|--|--|-------------------------------|---|---------------------------------|
| FCC ID: A3LSMS908E |  PCTEST Proud to be part of  | SAR EVALUATION REPORT |  | Approved by: Quality Manager |
| Document S/N: 1M2109220110-01.A3L (Rev 1) | Test Dates: 10/18/21 - 12/16/21 | DUT Type: Portable Handset | | Page 55 of 119 |

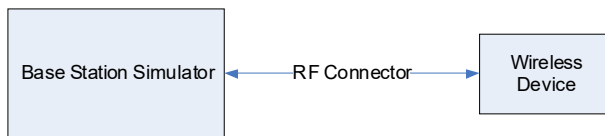




Figure 9-3
Power Measurement Setup

| | | | |
|---|--|--------------------------------------|--|
| FCC ID: A3LSMS908E |  SAR EVALUATION REPORT  | | Approved by: Quality Manager |
| Document S/N: 1M2109220110-01.A3L (Rev 1) | Test Dates: 10/18/21 - 12/16/21 | DUT Type: Portable Handset | Page 56 of 119 |

9.4 NR Conducted Powers




Per October 2020 TCB Workshop Guidance, NR FR1 SAR evaluations are being generally based on adapting the existing LTE SAR procedures (FCC KDB Publication 941225 D05v02r05). Therefore, NR SAR for the lower bandwidths was not required for testing based on the measured output power and the reported NR SAR for the highest bandwidth. Lower bandwidth conducted powers for all NR bands can be found in Appendix H.

Note: Some bands do not support non-overlapping channels. Per FCC Guidance, when a device supports overlapping channel assignment in a channel bandwidth configuration, the middle channel of the group of overlapping channels should be selected for testing.

9.4.1 NR Band n5

Table 9-25
NR Band n5 Maximum Conducted Power - 20 MHz Bandwidth

| NR Band n5 20 MHz Bandwidth | | | | | |
|--------------------------------|---------|-----------|---|------------------------------------|-------------|
| Modulation | RB Size | RB Offset | Channel | MPR Allowed per 3GPP [dB] | MPR [dB] |
| | | | 167300 (836.5 MHz) Conducted Power [dBm] | | |
| DFT-s-OFDM $\pi/2$ BPSK | 1 | 1 | 24.90 | 0 | 0.0 |
| | 1 | 53 | 24.81 | | 0.0 |
| | 1 | 104 | 24.78 | | 0.0 |
| | 50 | 0 | 24.68 | 0-0.5 | 0.5 |
| | 50 | 28 | 24.70 | 0 | 0.0 |
| | 50 | 56 | 24.70 | 0-0.5 | 0.5 |
| | 100 | 0 | 24.71 | | 0.5 |
| DFT-s-OFDM QPSK | 1 | 1 | 24.89 | 0 | 0.0 |
| | 1 | 53 | 24.80 | | 0.0 |
| | 1 | 104 | 24.80 | | 0.0 |
| | 50 | 0 | 24.20 | 0-1 | 1.0 |
| | 50 | 28 | 24.78 | 0 | 0.0 |
| | 50 | 56 | 24.30 | 0-1 | 1.0 |
| | 100 | 0 | 24.19 | | 1.0 |
| DFT-s-OFDM 16QAM | 1 | 1 | 24.20 | 0-1 | 1.0 |
| CP-OFDM QPSK | 1 | 1 | 23.90 | 0-1.5 | 1.5 |

| | | | | |
|--|--|-------------------------------|---|---------------------------------|
| FCC ID: A3LSMS908E |  PCTEST Proud to be part of  | SAR EVALUATION REPORT |  | Approved by: Quality Manager |
| Document S/N: 1M2109220110-01.A3L (Rev 1) | Test Dates: 10/18/21 - 12/16/21 | DUT Type: Portable Handset | | Page 57 of 119 |

9.4.2 NR Band n66 Antenna A

Table 9-26
NR Band n66 Antenna A Maximum Conducted Power - 20 MHz Bandwidth

| NR Band n66 20 MHz Bandwidth | | | | | | | |
|---------------------------------|---------|-----------|-----------------------|----------------------|----------------------|------------------------------------|-------------|
| Modulation | RB Size | RB Offset | Channel | | | MPR Allowed per 3GPP [dB] | MPR [dB] |
| | | | 344000 (1720 MHz) | 349000 (1745 MHz) | 354000 (1770 MHz) | | |
| | | | Conducted Power [dBm] | | | | |
| DFT-s-OFDM $\pi/2$ BPSK | 1 | 1 | 22.39 | 22.25 | 22.37 | 0 | 0.0 |
| | 1 | 53 | 22.34 | 22.28 | 22.38 | | 0.0 |
| | 1 | 104 | 22.37 | 22.32 | 22.52 | | 0.0 |
| | 50 | 0 | 22.36 | 22.30 | 22.34 | 0-0.5 | 0.5 |
| | 50 | 28 | 22.33 | 22.26 | 22.43 | 0 | 0.0 |
| | 50 | 56 | 22.34 | 22.33 | 22.41 | 0-0.5 | 0.5 |
| | 100 | 0 | 21.83 | 21.73 | 21.90 | | 0.5 |
| DFT-s-OFDM QPSK | 1 | 1 | 22.41 | 22.26 | 22.35 | 0 | 0.0 |
| | 1 | 53 | 22.33 | 22.25 | 22.36 | | 0.0 |
| | 1 | 104 | 22.42 | 22.31 | 22.50 | | 0.0 |
| | 50 | 0 | 22.31 | 22.21 | 22.26 | 0-1 | 1.0 |
| | 50 | 28 | 22.35 | 22.24 | 22.38 | 0 | 0.0 |
| | 50 | 56 | 22.29 | 22.19 | 22.35 | 0-1 | 1.0 |
| | 100 | 0 | 21.85 | 21.84 | 21.80 | | 1.0 |
| DFT-s-OFDM 16QAM | 1 | 1 | 22.26 | 22.13 | 22.16 | 0-1 | 1.0 |
| CP-OFDM QPSK | 1 | 1 | 21.80 | 21.71 | 21.83 | 0-1.5 | 1.5 |







| | | | | |
|--|--|-------------------------------|---|---------------------------------|
| FCC ID: A3LSMS908E |  PCTEST Proud to be part of  | SAR EVALUATION REPORT |  | Approved by: Quality Manager |
| Document S/N: 1M2109220110-01.A3L (Rev 1) | Test Dates: 10/18/21 - 12/16/21 | DUT Type: Portable Handset | | Page 58 of 119 |




Table 9-27
NR Band n66 Antenna A Reduced Conducted Power (Phablet with grip sensor active and/or Earjack Active) - 20 MHz Bandwidth

| NR Band n66 20 MHz Bandwidth | | | | | | | |
|---------------------------------|---------|-----------|-----------------------|-------------------|-------------------|---------------------------|----------|
| Modulation | RB Size | RB Offset | Channel | | | MPR Allowed per 3GPP [dB] | MPR [dB] |
| | | | 344000 (1720 MHz) | 349000 (1745 MHz) | 354000 (1770 MHz) | | |
| | | | Conducted Power [dBm] | | | | |
| DFT-s-OFDM $\pi/2$ BPSK | 1 | 1 | 20.06 | 19.90 | 19.96 | 0 | 0.0 |
| | 1 | 53 | 20.01 | 19.83 | 20.01 | | 0.0 |
| | 1 | 104 | 20.00 | 20.02 | 20.11 | | 0.0 |
| | 50 | 0 | 20.04 | 19.92 | 20.04 | 0-0.5 | 0.0 |
| | 50 | 28 | 19.99 | 19.93 | 19.99 | 0 | 0.0 |
| | 50 | 56 | 19.98 | 19.91 | 20.14 | 0-0.5 | 0.0 |
| | 100 | 0 | 20.00 | 19.93 | 20.06 | | 0.0 |
| DFT-s-OFDM QPSK | 1 | 1 | 20.08 | 19.91 | 19.94 | 0 | 0.0 |
| | 1 | 53 | 19.95 | 19.85 | 19.97 | | 0.0 |
| | 1 | 104 | 20.07 | 20.00 | 20.09 | | 0.0 |
| | 50 | 0 | 19.97 | 19.89 | 20.01 | 0-1 | 0.0 |
| | 50 | 28 | 20.07 | 19.92 | 20.02 | 0 | 0.0 |
| | 50 | 56 | 20.03 | 19.95 | 20.13 | 0-1 | 0.0 |
| | 100 | 0 | 20.06 | 19.91 | 20.02 | | 0.0 |
| DFT-s-OFDM 16QAM | 1 | 1 | 20.01 | 19.75 | 19.78 | 0-1 | 0.0 |
| CP-OFDM QPSK | 1 | 1 | 20.05 | 19.94 | 20.06 | 0-1.5 | 0.0 |

| | | | | |
|--|--|-------------------------------|---|---------------------------------|
| FCC ID: A3LSMS908E |  PCTEST Proud to be part of  | SAR EVALUATION REPORT |  | Approved by: Quality Manager |
| Document S/N: 1M2109220110-01.A3L (Rev 1) | Test Dates: 10/18/21 - 12/16/21 | DUT Type: Portable Handset | | Page 59 of 119 |

**Table 9-28
NR Band n66 Antenna A Reduced Conducted Power (Hotspot mode) - 20 MHz Bandwidth**




| NR Band n66 20 MHz Bandwidth | | | | | | | |
|---------------------------------|---------|-----------|-----------------------|----------------------|----------------------|------------------------------------|-------------|
| | | | Channel | | | MPR Allowed per 3GPP [dB] | MPR [dB] |
| Modulation | RB Size | RB Offset | 344000 (1720 MHz) | 349000 (1745 MHz) | 354000 (1770 MHz) | | |
| | | | Conducted Power [dBm] | | | | |
| DFT-s-OFDM $\pi/2$ BPSK | 1 | 1 | 18.52 | 18.60 | 18.44 | 0 | 0.0 |
| | 1 | 53 | 18.49 | 18.46 | 18.55 | | 0.0 |
| | 1 | 104 | 18.48 | 18.69 | 18.65 | | 0.0 |
| | 50 | 0 | 18.57 | 18.44 | 18.62 | 0-0.5 | 0.0 |
| | 50 | 28 | 18.53 | 18.42 | 18.61 | 0 | 0.0 |
| | 50 | 56 | 18.56 | 18.41 | 18.68 | 0-0.5 | 0.0 |
| | 100 | 0 | 18.55 | 18.37 | 18.60 | | 0.0 |
| DFT-s-OFDM QPSK | 1 | 1 | 18.56 | 18.44 | 18.47 | 0 | 0.0 |
| | 1 | 53 | 18.51 | 18.35 | 18.48 | | 0.0 |
| | 1 | 104 | 18.45 | 18.62 | 18.70 | | 0.0 |
| | 50 | 0 | 18.56 | 18.41 | 18.64 | 0-1 | 0.0 |
| | 50 | 28 | 18.52 | 18.42 | 18.60 | 0 | 0.0 |
| | 50 | 56 | 18.54 | 18.35 | 18.62 | 0-1 | 0.0 |
| | 100 | 0 | 18.51 | 18.39 | 18.58 | | 0.0 |
| DFT-s-OFDM 16QAM | 1 | 1 | 18.75 | 18.62 | 18.74 | 0-1 | 0.0 |
| CP-OFDM QPSK | 1 | 1 | 18.64 | 18.51 | 18.65 | 0-1.5 | 0.0 |

| | | | | |
|--|--|-------------------------------|---|---------------------------------|
| FCC ID: A3LSMS908E |  PCTEST Proud to be part of  | SAR EVALUATION REPORT |  | Approved by: Quality Manager |
| Document S/N: 1M2109220110-01.A3L (Rev 1) | Test Dates: 10/18/21 - 12/16/21 | DUT Type: Portable Handset | | Page 60 of 119 |

9.4.3 NR Band n66 Antenna J

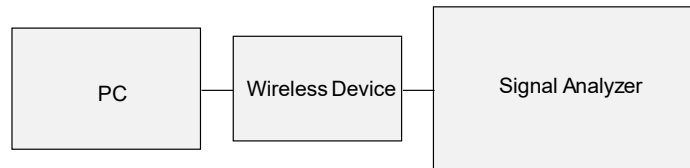
Table 9-29
NR Band n66 Antenna J Maximum Conducted Power - 20 MHz Bandwidth

| NR Band n66 20 MHz Bandwidth | | | | | | | |
|---------------------------------|---------|-----------|-----------------------|----------------------|----------------------|------------------------------------|-------------|
| Modulation | RB Size | RB Offset | Channel | | | MPR Allowed per 3GPP [dB] | MPR [dB] |
| | | | 344000 (1720 MHz) | 349000 (1745 MHz) | 354000 (1770 MHz) | | |
| | | | Conducted Power [dBm] | | | | |
| DFT-s-OFDM $\pi/2$ BPSK | 1 | 1 | 22.68 | 22.45 | 22.34 | 0 | 0.0 |
| | 1 | 53 | 22.55 | 22.54 | 22.20 | | 0.0 |
| | 1 | 104 | 22.47 | 22.51 | 22.61 | | 0.0 |
| | 50 | 0 | 22.11 | 21.85 | 21.75 | 0-0.5 | 0.5 |
| | 50 | 28 | 22.63 | 22.40 | 22.38 | 0 | 0.0 |
| | 50 | 56 | 22.00 | 21.87 | 21.90 | 0-0.5 | 0.5 |
| | 100 | 0 | 22.10 | 21.90 | 21.85 | | 0.5 |
| DFT-s-OFDM QPSK | 1 | 1 | 22.64 | 22.51 | 22.48 | 0 | 0.0 |
| | 1 | 53 | 22.54 | 22.37 | 22.25 | | 0.0 |
| | 1 | 104 | 22.52 | 22.35 | 22.40 | | 0.0 |
| | 50 | 0 | 21.50 | 21.39 | 21.21 | 0-1 | 1.0 |
| | 50 | 28 | 22.54 | 22.45 | 22.35 | 0 | 0.0 |
| | 50 | 56 | 21.58 | 21.46 | 21.29 | 0-1 | 1.0 |
| | 100 | 0 | 21.60 | 21.43 | 21.37 | | 1.0 |
| DFT-s-OFDM 16QAM | 1 | 1 | 21.75 | 21.42 | 21.25 | 0-1 | 1.0 |
| CP-OFDM QPSK | 1 | 1 | 20.91 | 20.79 | 20.90 | 0-1.5 | 1.5 |

| | | | | |
|--|--|-------------------------------|---|---------------------------------|
| FCC ID: A3LSMS908E |  PCTEST Proud to be part of  | SAR EVALUATION REPORT |  | Approved by: Quality Manager |
| Document S/N: 1M2109220110-01.A3L (Rev 1) | Test Dates: 10/18/21 - 12/16/21 | DUT Type: Portable Handset | | Page 61 of 119 |

**Table 9-30
NR Band n66 Antenna J Reduced Conducted Power (Head or Hotspot Mode) - 20 MHz Bandwidth**

| NR Band n66 20 MHz Bandwidth | | | | | | | |
|---------------------------------|---------|-----------|-----------------------|-------------------|-------------------|---------------------------|----------|
| Modulation | RB Size | RB Offset | Channel | | | MPR Allowed per 3GPP [dB] | MPR [dB] |
| | | | 344000 (1720 MHz) | 349000 (1745 MHz) | 354000 (1770 MHz) | | |
| | | | Conducted Power [dBm] | | | | |
| DFT-s-OFDM $\pi/2$ BPSK | 1 | 1 | 18.88 | 18.87 | 18.95 | 0 | 0.0 |
| | 1 | 53 | 18.92 | 18.79 | 19.01 | | 0.0 |
| | 1 | 104 | 18.86 | 18.85 | 19.15 | | 0.0 |
| | 50 | 0 | 18.83 | 18.73 | 18.92 | 0-0.5 | 0.0 |
| | 50 | 28 | 18.86 | 18.73 | 19.01 | 0 | 0.0 |
| | 50 | 56 | 18.87 | 18.78 | 19.02 | 0-0.5 | 0.0 |
| | 100 | 0 | 18.87 | 18.74 | 19.01 | | 0.0 |
| DFT-s-OFDM QPSK | 1 | 1 | 18.90 | 18.85 | 18.94 | 0 | 0.0 |
| | 1 | 53 | 18.93 | 18.73 | 19.02 | | 0.0 |
| | 1 | 104 | 18.92 | 18.86 | 19.12 | | 0.0 |
| | 50 | 0 | 18.85 | 18.78 | 18.90 | 0-1 | 0.0 |
| | 50 | 28 | 18.91 | 18.80 | 19.00 | 0 | 0.0 |
| | 50 | 56 | 18.92 | 18.84 | 19.01 | 0-1 | 0.0 |
| | 100 | 0 | 18.89 | 18.78 | 19.00 | | 0.0 |
| DFT-s-OFDM 16QAM | 1 | 1 | 18.95 | 18.96 | 18.95 | 0-1 | 0.0 |
| CP-OFDM QPSK | 1 | 1 | 18.91 | 18.62 | 18.92 | 0-1.5 | 0.0 |



**Figure 9-4
Power Measurement Setup**

| | | | | |
|--|--|-------------------------------|----------------|---------------------------------|
| FCC ID: A3LSMS908E | PCTEST Proud to be part of element | SAR EVALUATION REPORT | | Approved by: Quality Manager |
| Document S/N: 1M2109220110-01.A3L (Rev 1) | Test Dates: 10/18/21 - 12/16/21 | DUT Type: Portable Handset | Page 62 of 119 | |

9.5 WLAN Conducted Powers

Table 9-31
2.4 GHz WLAN Maximum Average RF Power – Ant 1

| 2.4GHz Conducted Power [dBm] | | |
|------------------------------|---------|------------------------|
| Freq [MHz] | Channel | IEEE Transmission Mode |
| | | 802.11b |
| | | Average |
| 2412 | 1 | 19.53 |
| 2437 | 6 | 19.81 |
| 2462 | 11 | 19.42 |

Table 9-32
2.4 GHz WLAN Maximum Average RF Power – Ant 2

| 2.4GHz Conducted Power [dBm] | | |
|------------------------------|---------|------------------------|
| Freq [MHz] | Channel | IEEE Transmission Mode |
| | | 802.11b |
| | | Average |
| 2412 | 1 | 19.80 |
| 2437 | 6 | 19.99 |
| 2462 | 11 | 19.87 |

Table 9-33
2.4 GHz WLAN Maximum Average RF Power – MIMO

| 2.4GHz 802.11n Conducted Power [dBm] | | | | |
|--------------------------------------|---------|-------|-------|-------|
| Freq [MHz] | Channel | ANT1 | ANT2 | MIMO |
| 2412 | 1 | 15.45 | 15.28 | 18.38 |
| 2417 | 2 | 17.45 | 17.35 | 20.41 |
| 2437 | 6 | 17.68 | 17.51 | 20.61 |
| 2457 | 10 | 17.49 | 17.31 | 20.41 |
| 2462 | 11 | 15.22 | 15.45 | 18.35 |

Table 9-34
2.4 GHz WLAN Reduced Average RF Power with RCV Active – Ant 1

| Freq [MHz] | Channel | IEEE Transmission Mode |
|------------|---------|------------------------|
| | | 802.11b |
| | | Average |
| 2412 | 1 | 16.71 |
| 2437 | 6 | 16.99 |
| 2462 | 11 | 16.50 |




| | | | | |
|--|--|-------------------------------|---|---------------------------------|
| FCC ID: A3LSMS908E |  PCTEST Proud to be part of  | SAR EVALUATION REPORT |  | Approved by: Quality Manager |
| Document S/N: 1M2109220110-01.A3L (Rev 1) | Test Dates: 10/18/21 - 12/16/21 | DUT Type: Portable Handset | | Page 63 of 119 |

Table 9-35
2.4 GHz WLAN Reduced Average RF Power with RCV Active – Ant 2

| 2.4GHz Conducted Power [dBm] | | |
|------------------------------|---------|------------------------|
| Freq [MHz] | Channel | IEEE Transmission Mode |
| | | 802.11b |
| | | Average |
| 2412 | 1 | 16.89 |
| 2437 | 6 | 16.82 |
| 2462 | 11 | 16.95 |

Table 9-36
2.4 GHz WLAN Reduced Average RF Power with RCV Active or During Conditions with 5G NR and/or 5/6 GHz WLAN – MIMO

| 2.4GHz 802.11n Conducted Power [dBm] | | | | |
|--------------------------------------|---------|-------|-------|-------|
| Freq [MHz] | Channel | ANT1 | ANT2 | MIMO |
| 2412 | 1 | 15.45 | 15.28 | 18.38 |
| 2417 | 2 | 16.41 | 16.15 | 19.29 |
| 2437 | 6 | 16.30 | 16.65 | 19.49 |
| 2457 | 10 | 16.62 | 16.25 | 19.45 |
| 2462 | 11 | 15.22 | 15.45 | 18.35 |

Table 9-37
5 GHz WLAN Maximum Average RF Power – MIMO

| 5GHz (80MHz) 802.11ac Conducted Power [dBm] | | | | |
|---|---------|-------|-------|-------|
| Freq [MHz] | Channel | ANT1 | ANT2 | MIMO |
| 5210 | 42 | 13.88 | 14.39 | 17.15 |
| 5290 | 58 | 14.41 | 14.78 | 17.61 |
| 5530 | 106 | 14.15 | 14.70 | 17.44 |
| 5610 | 122 | 14.60 | 14.58 | 17.60 |
| 5690 | 138 | 14.61 | 14.76 | 17.70 |
| 5775 | 155 | 14.49 | 14.89 | 17.70 |
| 5855 | 171 | 14.40 | 14.57 | 17.50 |




| | | | | |
|---|--|--------------------------------------|---|--|
| FCC ID: A3LSMS908E |  PCTEST Proud to be part of  | SAR EVALUATION REPORT |  | Approved by: Quality Manager |
| Document S/N: 1M2109220110-01.A3L (Rev 1) | Test Dates: 10/18/21 - 12/16/21 | DUT Type: Portable Handset | Page 64 of 119 | |

Table 9-38
5 GHz WLAN Reduced Average RF Power with RCV Active or During Conditions
with 5G FR1 NR and/or 2.4 GHz WLAN – MIMO

| 5GHz (80MHz) 802.11ac Conducted Power [dBm] | | | | |
|---|---------|-------|-------|-------|
| Freq [MHz] | Channel | ANT1 | ANT2 | MIMO |
| 5210 | 42 | 13.35 | 13.45 | 16.41 |
| 5290 | 58 | 13.16 | 13.33 | 16.26 |
| 5530 | 106 | 13.26 | 13.71 | 16.50 |
| 5610 | 122 | 13.70 | 13.65 | 16.69 |
| 5690 | 138 | 13.73 | 13.71 | 16.73 |
| 5775 | 155 | 12.95 | 13.15 | 16.06 |
| 5855 | 171 | 13.15 | 13.33 | 16.25 |

Justification for test configurations for WLAN per KDB Publication 248227 D01v02r02:

- Power measurements were performed for the transmission mode configuration with the highest maximum output power specified for production units.
- For transmission modes with the same maximum output power specification, powers were measured for the largest channel bandwidth, lowest order modulation and lowest data rate.
- For transmission modes with identical maximum specified output power, channel bandwidth, modulation and data rates, power measurements were required for all identical configurations.
- For each transmission mode configuration, powers were measured for the highest and lowest channels; and at the mid-band channel(s) when there were at least 3 channels supported. For configurations with multiple mid-band channels, due to an even number of channels, both channels were measured.

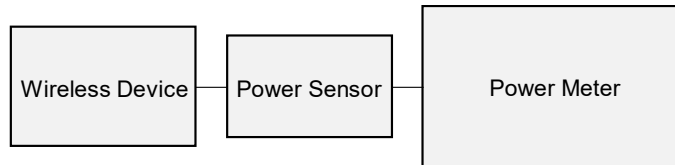





Figure 9-5
Power Measurement Setup

| | | | | |
|--|---|-------------------------------|---|---------------------------------|
| FCC ID: A3LSMS908E |  <small>Proud to be part of</small>  | SAR EVALUATION REPORT |  | Approved by: Quality Manager |
| Document S/N: 1M2109220110-01.A3L (Rev 1) | Test Dates: 10/18/21 - 12/16/21 | DUT Type: Portable Handset | Page 65 of 119 | |

9.6 Bluetooth Conducted Powers

Table 9-39
Bluetooth Maximum Average RF Power– Antenna 1

| Frequency [MHz] | Data Rate [Mbps] | Power Scheme | Channel No. | Avg Conducted Power | |
|-----------------|------------------|--------------|-------------|---------------------|--------|
| | | | | [dBm] | [mW] |
| 2402 | 1.0 | ePA | 0 | 17.11 | 51.428 |
| 2441 | 1.0 | ePA | 39 | 17.47 | 55.898 |
| 2480 | 1.0 | ePA | 78 | 16.73 | 47.130 |
| 2402 | 2.0 | ePA | 0 | 18.00 | 63.023 |
| 2441 | 2.0 | ePA | 39 | 17.73 | 59.252 |
| 2480 | 2.0 | ePA | 78 | 17.14 | 51.785 |
| 2402 | 3.0 | ePA | 0 | 17.81 | 60.353 |
| 2441 | 3.0 | ePA | 39 | 17.69 | 58.749 |
| 2480 | 3.0 | ePA | 78 | 17.15 | 51.904 |




| | | | | |
|---|--|--------------------------------------|---|--|
| FCC ID: A3LSMS908E |  PCTEST Proud to be part of  | SAR EVALUATION REPORT |  | Approved by: Quality Manager |
| Document S/N: 1M2109220110-01.A3L (Rev 1) | Test Dates: 10/18/21 - 12/16/21 | DUT Type: Portable Handset | Page 66 of 119 | |

Table 9-40
Bluetooth Maximum Average RF Power– Antenna 2

| Frequency [MHz] | Data Rate [Mbps] | Power Scheme | Channel No. | Avg Conducted Power | |
|-----------------|------------------|--------------|-------------|---------------------|--------|
| | | | | [dBm] | [mW] |
| 2402 | 1.0 | ePA | 0 | 16.57 | 45.373 |
| 2441 | 1.0 | ePA | 39 | 16.73 | 47.044 |
| 2480 | 1.0 | ePA | 78 | 16.57 | 45.384 |
| 2402 | 2.0 | ePA | 0 | 16.71 | 46.925 |
| 2441 | 2.0 | ePA | 39 | 16.51 | 44.802 |
| 2480 | 2.0 | ePA | 78 | 16.27 | 42.364 |
| 2402 | 3.0 | ePA | 0 | 16.74 | 47.152 |
| 2441 | 3.0 | ePA | 39 | 16.53 | 45.009 |
| 2480 | 3.0 | ePA | 78 | 16.64 | 46.132 |







| | | | | |
|--|---|-------------------------------|---|---------------------------------|
| FCC ID: A3LSMS908E |  PCTEST <small>Proud to be part of </small> | SAR EVALUATION REPORT |  | Approved by: Quality Manager |
| Document S/N: 1M2109220110-01.A3L (Rev 1) | Test Dates: 10/18/21 - 12/16/21 | DUT Type: Portable Handset | | Page 67 of 119 |

Table 9-41
Bluetooth Reduced Average RF Power (RCV Active) – Antenna 1

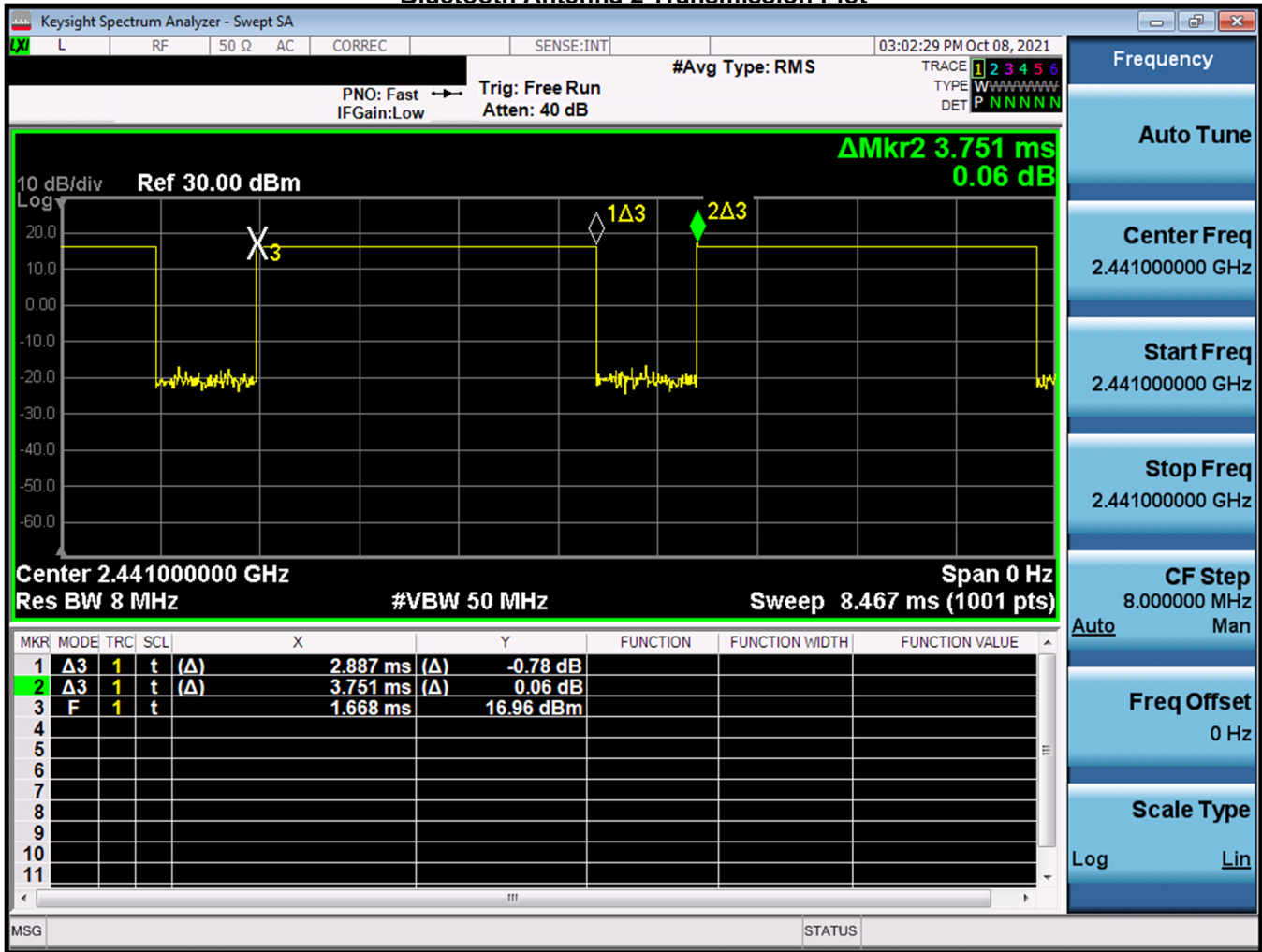
| Frequency [MHz] | Data Rate [Mbps] | Mod. | Power Scheme | Channel No. | Avg Conducted Power | |
|-----------------|------------------|------|--------------|-------------|---------------------|--------|
| | | | | | [dBm] | [mW] |
| 2402 | 1.0 | GFSK | ePA | 0 | 13.82 | 24.099 |
| 2441 | 1.0 | GFSK | ePA | 39 | 14.72 | 29.648 |
| 2480 | 1.0 | GFSK | ePA | 78 | 13.74 | 23.659 |

Table 9-42
Bluetooth Reduced Average RF Power (RCV Active) – Antenna 2

| Frequency [MHz] | Data Rate [Mbps] | Mod. | Power Scheme | Channel No. | Avg Conducted Power | |
|-----------------|------------------|------|--------------|-------------|---------------------|--------|
| | | | | | [dBm] | [mW] |
| 2402 | 1.0 | GFSK | ePA | 0 | 14.29 | 26.853 |
| 2441 | 1.0 | GFSK | ePA | 39 | 14.01 | 25.177 |
| 2480 | 1.0 | GFSK | ePA | 78 | 14.19 | 26.242 |

| | | | | |
|--|---|-------------------------------|---|---------------------------------|
| FCC ID: A3LSMS908E |  <small>Proud to be part of</small>  | SAR EVALUATION REPORT |  | Approved by: Quality Manager |
| Document S/N: 1M2109220110-01.A3L (Rev 1) | Test Dates: 10/18/21 - 12/16/21 | DUT Type: Portable Handset | | Page 68 of 119 |

**Figure 9-7
Bluetooth Antenna 2 Transmission Plot**



**Equation 9-2
Bluetooth Antenna 2 Duty Cycle Calculation**

$$Duty\ Cycle = \frac{Pulse\ Width}{Period} * 100\% = \frac{2.887ms}{3.751ms} * 100\% = 77.0\%$$

| | | | | |
|--|--|-------------------------------|--|---------------------------------|
| FCC ID: A3LSMS908E | PCTEST Proud to be part of element | SAR EVALUATION REPORT | | Approved by: Quality Manager |
| Document S/N: 1M2109220110-01.A3L (Rev 1) | Test Dates: 10/18/21 - 12/16/21 | DUT Type: Portable Handset | | Page 70 of 119 |

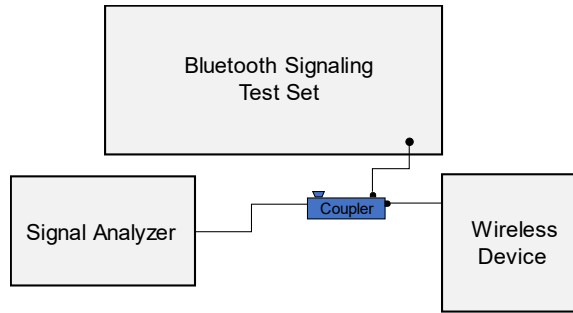





Figure 9-8
Power Measurement Setup




| | | | |
|---|---|--------------------------------------|---|
| FCC ID: A3LSMS908E |  <small>Proud to be part of</small>  | SAR EVALUATION REPORT |  Approved by: Quality Manager |
| Document S/N: 1M2109220110-01.A3L (Rev 1) | Test Dates: 10/18/21 - 12/16/21 | DUT Type: Portable Handset | Page 71 of 119 REV 21.4 M 09/11/2019 |

10 SYSTEM VERIFICATION

10.1 Tissue Verification



**Table 10-1
Measured Head Tissue Properties**

| Calibrated for Tests Performed on: | Tissue Type | Tissue Temp During Calibration (°C) | Measured Frequency (MHz) | Measured Conductivity, σ (S/m) | Measured Dielectric Constant, ϵ | TARGET Conductivity, σ (S/m) | TARGET Dielectric Constant, ϵ | % dev σ | % dev ϵ |
|------------------------------------|-------------|-------------------------------------|--------------------------|---------------------------------------|--|-------------------------------------|--|----------------|------------------|
| 11/08/2021 | 750 Head | 21.5 | 680 | 0.900 | 40.619 | 0.888 | 42.305 | 1.35% | -3.99% |
| | | | 695 | 0.905 | 40.572 | 0.889 | 42.227 | 1.80% | -3.92% |
| | | | 700 | 0.906 | 40.554 | 0.889 | 42.201 | 1.91% | -3.90% |
| | | | 710 | 0.910 | 40.514 | 0.890 | 42.149 | 2.25% | -3.88% |
| | | | 725 | 0.914 | 40.457 | 0.891 | 42.071 | 2.58% | -3.84% |
| | | | 750 | 0.922 | 40.385 | 0.894 | 41.942 | 3.13% | -3.71% |
| | | | 770 | 0.929 | 40.337 | 0.895 | 41.838 | 3.80% | -3.59% |
| | | | 785 | 0.935 | 40.298 | 0.896 | 41.760 | 4.35% | -3.50% |
| | | | 800 | 0.940 | 40.252 | 0.897 | 41.682 | 4.79% | -3.43% |
| 10/28/2021 | 835 Head | 19.8 | 815 | 0.898 | 43.492 | 0.898 | 41.594 | 0.00% | 4.56% |
| | | | 820 | 0.903 | 43.425 | 0.899 | 41.578 | 0.44% | 4.44% |
| | | | 835 | 0.918 | 43.229 | 0.900 | 41.500 | 2.00% | 4.17% |
| | | | 850 | 0.933 | 43.037 | 0.916 | 41.500 | 1.86% | 3.70% |
| 11/12/2021 | 835 Head | 21.7 | 815 | 0.874 | 41.212 | 0.898 | 41.594 | -2.67% | -0.92% |
| | | | 820 | 0.876 | 41.202 | 0.899 | 41.578 | -2.56% | -0.90% |
| | | | 835 | 0.880 | 41.173 | 0.900 | 41.500 | -2.22% | -0.79% |
| | | | 850 | 0.885 | 41.136 | 0.916 | 41.500 | -3.38% | -0.88% |
| 10/20/2021 | 1750 Head | 21.6 | 1710 | 1.346 | 39.882 | 1.348 | 40.142 | -0.15% | -0.65% |
| | | | 1720 | 1.351 | 39.872 | 1.354 | 40.126 | -0.22% | -0.63% |
| | | | 1745 | 1.365 | 39.832 | 1.368 | 40.087 | -0.22% | -0.64% |
| | | | 1750 | 1.368 | 39.822 | 1.371 | 40.079 | -0.22% | -0.64% |
| | | | 1770 | 1.380 | 39.781 | 1.383 | 40.047 | -0.22% | -0.66% |
| | | | 1790 | 1.392 | 39.742 | 1.394 | 40.016 | -0.14% | -0.68% |
| | | | 1710 | 1.313 | 39.663 | 1.348 | 40.142 | -2.60% | -1.19% |
| 11/29/2021 | 1750 Head | 20.5 | 1720 | 1.323 | 39.629 | 1.354 | 40.126 | -2.29% | -1.24% |
| | | | 1745 | 1.347 | 39.540 | 1.368 | 40.087 | -1.54% | -1.36% |
| | | | 1750 | 1.352 | 39.521 | 1.371 | 40.079 | -1.39% | -1.39% |
| | | | 1770 | 1.371 | 39.444 | 1.383 | 40.047 | -0.87% | -1.51% |
| | | | 1790 | 1.391 | 39.363 | 1.394 | 40.016 | -0.22% | -1.63% |
| 12/01/2021 | 1750 Head | 20.2 | 1710 | 1.338 | 38.830 | 1.348 | 40.142 | -0.74% | -3.27% |
| | | | 1720 | 1.348 | 38.783 | 1.354 | 40.126 | -0.44% | -3.35% |
| | | | 1745 | 1.373 | 38.681 | 1.368 | 40.087 | 0.37% | -3.51% |
| | | | 1750 | 1.377 | 38.662 | 1.371 | 40.079 | 0.44% | -3.54% |
| | | | 1770 | 1.397 | 38.579 | 1.383 | 40.047 | 1.01% | -3.67% |
| 10/22/2021 | 1900 Head | 21.3 | 1790 | 1.416 | 38.493 | 1.394 | 40.016 | 1.58% | -3.81% |
| | | | 1850 | 1.430 | 39.263 | 1.400 | 40.000 | 2.14% | -1.84% |
| | | | 1860 | 1.436 | 39.245 | 1.400 | 40.000 | 2.57% | -1.89% |
| | | | 1880 | 1.448 | 39.225 | 1.400 | 40.000 | 3.43% | -1.94% |
| | | | 1900 | 1.458 | 39.217 | 1.400 | 40.000 | 4.14% | -1.96% |
| | | | 1905 | 1.461 | 39.213 | 1.400 | 40.000 | 4.36% | -1.97% |
| 10/25/2021 | 1900 Head | 20.8 | 1910 | 1.463 | 39.209 | 1.400 | 40.000 | 4.50% | -1.98% |
| | | | 1850 | 1.435 | 39.315 | 1.400 | 40.000 | 2.50% | -1.71% |
| | | | 1860 | 1.441 | 39.296 | 1.400 | 40.000 | 2.93% | -1.76% |
| | | | 1880 | 1.453 | 39.273 | 1.400 | 40.000 | 3.79% | -1.82% |
| | | | 1900 | 1.464 | 39.259 | 1.400 | 40.000 | 4.57% | -1.85% |
| | | | 1905 | 1.466 | 39.254 | 1.400 | 40.000 | 4.71% | -1.87% |
| 12/06/2021 | 1900 Head | 21.6 | 1910 | 1.469 | 39.248 | 1.400 | 40.000 | 4.93% | -1.88% |
| | | | 1850 | 1.387 | 38.436 | 1.400 | 40.000 | -0.93% | -3.91% |
| | | | 1860 | 1.395 | 38.401 | 1.400 | 40.000 | -0.36% | -4.00% |
| | | | 1880 | 1.413 | 38.330 | 1.400 | 40.000 | 0.93% | -4.18% |
| | | | 1900 | 1.432 | 38.266 | 1.400 | 40.000 | 2.29% | -4.34% |
| | | | 1905 | 1.437 | 38.251 | 1.400 | 40.000 | 2.64% | -4.37% |
| 11/16/2021 | 2450 Head | 23.7 | 1910 | 1.442 | 38.235 | 1.400 | 40.000 | 3.00% | -4.41% |
| | | | 2300 | 1.679 | 38.866 | 1.670 | 39.500 | 0.54% | -1.61% |
| | | | 2310 | 1.690 | 38.833 | 1.679 | 39.480 | 0.66% | -1.64% |
| | | | 2320 | 1.702 | 38.798 | 1.687 | 39.460 | 0.89% | -1.68% |
| | | | 2400 | 1.794 | 38.428 | 1.756 | 39.289 | 2.16% | -2.19% |
| | | | 2450 | 1.848 | 38.257 | 1.800 | 39.200 | 2.67% | -2.41% |
| | | | 2480 | 1.877 | 38.095 | 1.833 | 39.162 | 2.40% | -2.72% |
| | | | 2500 | 1.902 | 37.989 | 1.855 | 39.136 | 2.53% | -2.93% |
| | | | 2510 | 1.917 | 37.948 | 1.866 | 39.123 | 2.73% | -3.00% |
| | | | 2535 | 1.949 | 37.867 | 1.893 | 39.092 | 2.96% | -3.13% |
| | | | 2550 | 1.964 | 37.824 | 1.909 | 39.073 | 2.88% | -3.20% |
| | | | 2560 | 1.972 | 37.787 | 1.920 | 39.060 | 2.71% | -3.26% |
| | | | 2600 | 2.013 | 37.593 | 1.964 | 39.009 | 2.49% | -3.63% |
| | | | 2650 | 2.077 | 37.385 | 2.018 | 38.945 | 2.92% | -4.01% |
| | | | 2680 | 2.106 | 37.294 | 2.051 | 38.907 | 2.68% | -4.15% |
| 2700 | 2.126 | 37.216 | 2.073 | 38.882 | 2.56% | -4.28% | | | |

| | | | | |
|--|--|-------------------------------|---|---------------------------------|
| FCC ID: A3LSMS908E |  PCTEST Proud to be part of  | SAR EVALUATION REPORT |  | Approved by: Quality Manager |
| Document S/N: 1M2109220110-01.A3L (Rev 1) | Test Dates: 10/18/21 - 12/16/21 | DUT Type: Portable Handset | | Page 72 of 119 |




**Table 10-2
Measured Head Tissue Properties (Cont.)**

| Calibrated for Tests Performed etc. | Tissue Type | Tissue Temp During Calibration (°C) | Measured Frequency (MHz) | Measured Conductivity, σ (S/m) | Measured Dielectric Constant, ε | TARGET Conductivity, σ (S/m) | TARGET Dielectric Constant, ε | % dev σ | % dev ε |
|-------------------------------------|-------------|-------------------------------------|--------------------------|--------------------------------|---------------------------------|------------------------------|-------------------------------|---------|---------|
| 11/19/2021 | 2450 Head | 24.1 | 2300 | 1.676 | 39.371 | 1.670 | 39.500 | 0.36% | -0.33% |
| | | | 2310 | 1.688 | 39.329 | 1.679 | 39.480 | 0.54% | -0.38% |
| | | | 2320 | 1.700 | 39.291 | 1.687 | 39.460 | 0.77% | -0.49% |
| | | | 2400 | 1.793 | 39.820 | 1.756 | 39.289 | 2.11% | -0.81% |
| | | | 2450 | 1.851 | 39.777 | 1.800 | 39.200 | 2.83% | -1.08% |
| | | | 2480 | 1.885 | 39.650 | 1.833 | 39.162 | 2.84% | -1.31% |
| | | | 2500 | 1.908 | 39.557 | 1.855 | 39.138 | 2.86% | -1.49% |
| | | | 2510 | 1.919 | 39.515 | 1.866 | 39.123 | 2.84% | -1.55% |
| | | | 2535 | 1.948 | 39.422 | 1.893 | 39.092 | 2.91% | -1.71% |
| | | | 2550 | 1.966 | 39.367 | 1.909 | 39.073 | 2.99% | -1.81% |
| | | | 2560 | 1.978 | 39.328 | 1.920 | 39.060 | 3.02% | -1.87% |
| | | | 2600 | 2.029 | 39.198 | 1.964 | 39.039 | 3.11% | -2.19% |
| | | | 2650 | 2.090 | 39.961 | 2.018 | 39.945 | 3.07% | -2.53% |
| | | | 2680 | 2.118 | 39.832 | 2.051 | 39.907 | 3.27% | -2.76% |
| | | | 2700 | 2.142 | 39.727 | 2.073 | 39.882 | 3.33% | -2.89% |
| | | | 5180 | 4.574 | 35.965 | 4.635 | 35.009 | -1.32% | -0.29% |
| | | | 5190 | 4.587 | 35.881 | 4.645 | 35.998 | -1.25% | -0.33% |
| | | | 5200 | 4.598 | 35.858 | 4.655 | 35.988 | -1.22% | -0.36% |
| | | | 5210 | 4.609 | 35.837 | 4.666 | 35.975 | -1.22% | -0.38% |
| | | | 5220 | 4.619 | 35.825 | 4.676 | 35.963 | -1.22% | -0.39% |
| 5230 | 4.629 | 35.788 | 4.686 | 35.949 | -1.21% | -0.42% | | | |
| 5250 | 4.649 | 35.758 | 4.706 | 35.929 | -1.21% | -0.46% | | | |
| 5260 | 4.657 | 35.738 | 4.717 | 35.917 | -1.27% | -0.50% | | | |
| 5270 | 4.667 | 35.719 | 4.727 | 35.908 | -1.27% | -0.52% | | | |
| 5280 | 4.670 | 35.691 | 4.737 | 35.894 | -1.23% | -0.55% | | | |
| 5290 | 4.693 | 35.675 | 4.748 | 35.883 | -1.16% | -0.58% | | | |
| 5300 | 4.704 | 35.652 | 4.758 | 35.871 | -1.13% | -0.61% | | | |
| 5310 | 4.716 | 35.630 | 4.768 | 35.860 | -1.09% | -0.62% | | | |
| 5320 | 4.729 | 35.620 | 4.779 | 35.849 | -1.03% | -0.64% | | | |
| 5500 | 4.926 | 35.270 | 4.983 | 35.643 | -0.75% | -1.05% | | | |
| 5510 | 4.938 | 35.246 | 4.973 | 35.632 | -0.70% | -1.08% | | | |
| 5520 | 4.952 | 35.226 | 4.983 | 35.620 | -0.62% | -1.11% | | | |
| 5530 | 4.968 | 35.203 | 4.993 | 35.609 | -0.52% | -1.14% | | | |
| 5540 | 4.983 | 35.180 | 5.004 | 35.597 | -0.42% | -1.17% | | | |
| 5550 | 4.997 | 35.162 | 5.014 | 35.586 | -0.34% | -1.19% | | | |
| 5560 | 5.009 | 35.152 | 5.024 | 35.574 | -0.30% | -1.19% | | | |
| 5880 | 5.088 | 35.124 | 5.045 | 35.563 | -0.30% | -1.20% | | | |
| 5900 | 5.051 | 35.077 | 5.065 | 35.529 | -0.26% | -1.27% | | | |
| 5810 | 5.064 | 35.059 | 5.076 | 35.518 | -0.24% | -1.29% | | | |
| 5620 | 5.077 | 35.041 | 5.086 | 35.506 | -0.19% | -1.31% | | | |
| 5640 | 5.104 | 34.993 | 5.106 | 35.483 | -0.04% | -1.39% | | | |
| 5660 | 5.133 | 34.975 | 5.127 | 35.460 | 0.12% | -1.37% | | | |
| 5670 | 5.144 | 34.967 | 5.137 | 35.449 | 0.14% | -1.36% | | | |
| 5680 | 5.152 | 34.952 | 5.147 | 35.437 | 0.10% | -1.37% | | | |
| 5690 | 5.163 | 34.932 | 5.158 | 35.428 | 0.10% | -1.39% | | | |
| 5700 | 5.175 | 34.913 | 5.168 | 35.414 | 0.16% | -1.41% | | | |
| 5710 | 5.188 | 34.895 | 5.178 | 35.403 | 0.19% | -1.43% | | | |
| 5720 | 5.200 | 34.877 | 5.188 | 35.391 | 0.23% | -1.45% | | | |
| 5745 | 5.229 | 34.818 | 5.214 | 35.363 | 0.29% | -1.54% | | | |
| 5750 | 5.239 | 34.811 | 5.219 | 35.352 | 0.31% | -1.54% | | | |
| 5755 | 5.242 | 34.805 | 5.224 | 35.351 | 0.34% | -1.54% | | | |
| 5765 | 5.257 | 34.796 | 5.234 | 35.340 | 0.44% | -1.54% | | | |
| 5775 | 5.267 | 34.797 | 5.245 | 35.329 | 0.42% | -1.53% | | | |
| 5785 | 5.272 | 34.778 | 5.255 | 35.317 | 0.39% | -1.53% | | | |
| 5795 | 5.286 | 34.769 | 5.265 | 35.306 | 0.40% | -1.52% | | | |
| 5800 | 5.291 | 34.760 | 5.270 | 35.300 | 0.44% | -1.52% | | | |
| 5805 | 5.299 | 34.757 | 5.275 | 35.294 | 0.45% | -1.52% | | | |
| 5815 | 5.311 | 34.757 | 5.286 | 35.271 | 0.40% | -1.60% | | | |
| 5835 | 5.327 | 34.684 | 5.305 | 35.230 | 0.41% | -1.55% | | | |
| 5845 | 5.339 | 34.671 | 5.315 | 35.210 | 0.45% | -1.53% | | | |
| 5855 | 5.369 | 34.639 | 5.338 | 35.190 | 0.62% | -1.57% | | | |
| 5865 | 5.386 | 34.618 | 5.347 | 35.183 | 0.62% | -1.56% | | | |
| 5885 | 5.392 | 34.601 | 5.357 | 35.177 | 0.65% | -1.64% | | | |
| 5905 | 5.414 | 34.580 | 5.379 | 35.163 | 0.65% | -1.65% | | | |
| 5180 | 4.624 | 35.642 | 4.635 | 36.009 | -0.24% | -1.02% | | | |
| 5190 | 4.634 | 35.625 | 4.645 | 35.998 | -0.24% | -1.04% | | | |
| 5200 | 4.644 | 35.599 | 4.655 | 35.988 | -0.24% | -1.06% | | | |
| 5210 | 4.654 | 35.573 | 4.666 | 35.975 | -0.26% | -1.12% | | | |
| 5220 | 4.666 | 35.557 | 4.676 | 35.963 | -0.21% | -1.13% | | | |
| 5240 | 4.691 | 35.516 | 4.696 | 35.940 | -0.11% | -1.19% | | | |
| 5250 | 4.703 | 35.489 | 4.709 | 35.929 | -0.06% | -1.22% | | | |
| 5260 | 4.711 | 35.472 | 4.717 | 35.917 | -0.13% | -1.24% | | | |
| 5270 | 4.722 | 35.462 | 4.727 | 35.906 | -0.11% | -1.24% | | | |
| 5280 | 4.735 | 35.447 | 4.737 | 35.894 | -0.04% | -1.25% | | | |
| 5290 | 4.746 | 35.433 | 4.748 | 35.883 | 0.04% | -1.25% | | | |
| 5300 | 4.758 | 35.426 | 4.758 | 35.871 | 0.00% | -1.24% | | | |
| 5310 | 4.769 | 35.416 | 4.768 | 35.860 | 0.02% | -1.24% | | | |
| 5320 | 4.781 | 35.393 | 4.778 | 35.849 | 0.06% | -1.27% | | | |
| 5500 | 4.977 | 34.958 | 4.983 | 35.643 | 0.28% | -1.69% | | | |
| 5510 | 4.986 | 34.938 | 4.973 | 35.632 | 0.30% | -1.67% | | | |
| 5520 | 5.000 | 34.922 | 4.983 | 35.620 | 0.40% | -1.68% | | | |
| 5530 | 5.010 | 34.907 | 4.994 | 35.609 | 0.48% | -1.69% | | | |
| 5440 | 5.031 | 34.891 | 5.004 | 35.597 | 0.64% | -1.70% | | | |
| 5550 | 5.044 | 34.977 | 5.014 | 35.586 | 0.65% | -1.71% | | | |
| 5560 | 5.056 | 34.967 | 5.024 | 35.574 | 0.64% | -1.71% | | | |
| 5580 | 5.074 | 34.929 | 5.045 | 35.551 | 0.57% | -1.75% | | | |
| 5600 | 5.095 | 34.875 | 5.065 | 35.529 | 0.99% | -1.84% | | | |
| 5610 | 5.108 | 34.856 | 5.076 | 35.518 | 0.63% | -1.85% | | | |
| 5620 | 5.121 | 34.837 | 5.086 | 35.506 | 0.69% | -1.88% | | | |
| 5640 | 5.148 | 34.803 | 5.106 | 35.483 | 0.82% | -1.92% | | | |
| 5660 | 5.176 | 34.762 | 5.127 | 35.460 | 0.96% | -1.91% | | | |
| 5670 | 5.185 | 34.776 | 5.137 | 35.449 | 1.03% | -1.90% | | | |
| 5680 | 5.192 | 34.768 | 5.147 | 35.437 | 0.87% | -1.89% | | | |
| 5690 | 5.200 | 34.749 | 5.158 | 35.428 | 0.81% | -1.91% | | | |
| 5700 | 5.212 | 34.728 | 5.168 | 35.414 | 0.85% | -1.94% | | | |
| 5710 | 5.226 | 34.707 | 5.179 | 35.403 | 0.92% | -1.97% | | | |
| 5720 | 5.238 | 34.684 | 5.188 | 35.391 | 0.98% | -2.00% | | | |
| 5745 | 5.272 | 34.636 | 5.214 | 35.363 | 1.11% | -2.06% | | | |
| 5750 | 5.278 | 34.628 | 5.219 | 35.357 | 1.12% | -2.06% | | | |
| 5755 | 5.286 | 34.622 | 5.224 | 35.352 | 1.16% | -2.05% | | | |
| 5765 | 5.292 | 34.607 | 5.234 | 35.340 | 1.11% | -2.07% | | | |
| 5775 | 5.299 | 34.593 | 5.245 | 35.329 | 1.03% | -2.08% | | | |
| 5785 | 5.309 | 34.585 | 5.255 | 35.317 | 1.03% | -2.07% | | | |
| 5795 | 5.321 | 34.578 | 5.265 | 35.306 | 1.08% | -2.06% | | | |
| 5800 | 5.329 | 34.568 | 5.270 | 35.300 | 1.09% | -2.07% | | | |
| 5805 | 5.334 | 34.560 | 5.275 | 35.294 | 1.12% | -2.08% | | | |
| 5825 | 5.352 | 34.510 | 5.296 | 35.271 | 1.06% | -2.16% | | | |
| 5835 | 5.365 | 34.484 | 5.305 | 35.259 | 1.07% | -2.12% | | | |
| 5845 | 5.374 | 34.467 | 5.315 | 35.210 | 1.11% | -2.17% | | | |
| 5855 | 5.388 | 34.449 | 5.325 | 35.197 | 1.18% | -2.13% | | | |
| 5875 | 5.413 | 34.412 | 5.347 | 35.183 | 1.23% | -2.19% | | | |
| 5885 | 5.424 | 34.397 | 5.357 | 35.177 | 1.25% | -2.22% | | | |
| 5905 | 5.447 | 34.363 | 5.379 | 35.163 | 1.20% | -2.28% | | | |
| 5865 | 5.369 | 34.639 | 5.336 | 35.190 | 0.62% | -1.57% | | | |
| 5865 | 5.369 | 34.639 | 5.336 | 35.190 | 0.62% | -1.57% | | | |
| 5875 | 5.380 | 34.619 | 5.347 | 35.183 | 0.62% | -1.60% | | | |
| 5885 | 5.392 | 34.601 | 5.357 | 35.177 | 0.65% | -1.64% | | | |
| 5905 | 5.414 | 34.583 | 5.379 | 35.163 | 0.65% | -1.65% | | | |

| | | | | |
|---|--|--------------------------------------|---|--|
| FCC ID: A3LSMS908E |  PCTEST Proud to be part of element | SAR EVALUATION REPORT |  | Approved by: Quality Manager |
| Document S/N: 1M2109220110-01.A3L (Rev 1) | Test Dates: 10/18/21 - 12/16/21 | DUT Type: Portable Handset | Page 73 of 119 | |



**Table 10-3
Measured Body Tissue Properties**

| Calibrated for Tests Performed on: | Tissue Type | Tissue Temp During Calibration (°C) | Measured Frequency (MHz) | Measured Conductivity, σ (S/m) | Measured Dielectric Constant, ϵ | TARGET Conductivity, σ (S/m) | TARGET Dielectric Constant, ϵ | % dev σ | % dev ϵ |
|------------------------------------|-------------|-------------------------------------|--------------------------|---------------------------------------|--|-------------------------------------|--|----------------|------------------|
| 10/26/2021 | 750 Body | 20.9 | 680 | 0.939 | 55.603 | 0.958 | 55.804 | -1.98% | -0.36% |
| | | | 695 | 0.945 | 55.555 | 0.959 | 55.745 | -1.46% | -0.34% |
| | | | 700 | 0.947 | 55.539 | 0.959 | 55.726 | -1.25% | -0.34% |
| | | | 710 | 0.950 | 55.505 | 0.960 | 55.687 | -1.04% | -0.33% |
| | | | 725 | 0.955 | 55.461 | 0.961 | 55.629 | -0.62% | -0.30% |
| | | | 750 | 0.964 | 55.393 | 0.964 | 55.531 | 0.00% | -0.25% |
| | | | 770 | 0.972 | 55.348 | 0.965 | 55.453 | 0.73% | -0.19% |
| | | | 785 | 0.978 | 55.322 | 0.966 | 55.395 | 1.24% | -0.13% |
| 10/26/2021 | 835 Body | 20.3 | 800 | 0.984 | 55.288 | 0.967 | 55.336 | 1.76% | -0.09% |
| | | | 815 | 1.010 | 53.392 | 0.968 | 55.271 | 4.34% | -3.40% |
| | | | 820 | 1.012 | 53.379 | 0.969 | 55.258 | 4.44% | -3.40% |
| | | | 835 | 1.018 | 53.338 | 0.970 | 55.200 | 4.95% | -3.37% |
| 11/24/2021 | 835 Body | 19.9 | 850 | 1.024 | 53.299 | 0.988 | 55.154 | 3.64% | -3.36% |
| | | | 815 | 0.953 | 53.884 | 0.968 | 55.271 | -1.55% | -2.51% |
| | | | 820 | 0.955 | 53.873 | 0.969 | 55.258 | -1.44% | -2.51% |
| | | | 835 | 0.961 | 53.836 | 0.970 | 55.200 | -0.93% | -2.47% |
| 10/20/2021 | 1750 Body | 21.1 | 850 | 0.967 | 53.796 | 0.988 | 55.154 | -2.13% | -2.46% |
| | | | 1710 | 1.393 | 52.074 | 1.463 | 53.537 | -4.78% | -2.73% |
| | | | 1720 | 1.399 | 52.066 | 1.469 | 53.511 | -4.77% | -2.70% |
| | | | 1745 | 1.415 | 52.036 | 1.485 | 53.445 | -4.71% | -2.64% |
| 11/03/2021 | 1750 Body | 21.5 | 1750 | 1.418 | 52.029 | 1.488 | 53.432 | -4.70% | -2.63% |
| | | | 1770 | 1.433 | 52.012 | 1.501 | 53.379 | -4.53% | -2.56% |
| | | | 1790 | 1.447 | 52.008 | 1.514 | 53.326 | -4.43% | -2.47% |
| | | | 1710 | 1.412 | 52.672 | 1.463 | 53.537 | -3.49% | -1.62% |
| 11/16/2021 | 1750 Body | 21.2 | 1720 | 1.419 | 52.661 | 1.469 | 53.511 | -3.40% | -1.59% |
| | | | 1745 | 1.434 | 52.624 | 1.485 | 53.445 | -3.43% | -1.54% |
| | | | 1750 | 1.438 | 52.616 | 1.488 | 53.432 | -3.36% | -1.53% |
| | | | 1770 | 1.452 | 52.585 | 1.501 | 53.379 | -3.26% | -1.49% |
| 11/19/2021 | 1750 Body | 21.9 | 1790 | 1.466 | 52.566 | 1.514 | 53.326 | -3.17% | -1.43% |
| | | | 1710 | 1.444 | 52.428 | 1.463 | 53.537 | -1.30% | -2.07% |
| | | | 1720 | 1.450 | 52.420 | 1.469 | 53.511 | -1.29% | -2.04% |
| | | | 1745 | 1.464 | 52.388 | 1.485 | 53.445 | -1.41% | -1.98% |
| 11/22/2021 | 1750 Body | 21.1 | 1750 | 1.468 | 52.380 | 1.488 | 53.432 | -1.34% | -1.97% |
| | | | 1770 | 1.482 | 52.342 | 1.501 | 53.379 | -1.27% | -1.94% |
| | | | 1790 | 1.497 | 52.313 | 1.514 | 53.326 | -1.12% | -1.90% |
| | | | 1710 | 1.423 | 52.498 | 1.463 | 53.537 | -2.73% | -1.94% |
| 11/29/2021 | 1750 Body | 21.9 | 1720 | 1.429 | 52.490 | 1.469 | 53.511 | -2.72% | -1.91% |
| | | | 1745 | 1.444 | 52.460 | 1.485 | 53.445 | -2.76% | -1.84% |
| | | | 1750 | 1.447 | 52.453 | 1.488 | 53.432 | -2.76% | -1.83% |
| | | | 1770 | 1.460 | 52.425 | 1.501 | 53.379 | -2.73% | -1.79% |
| 11/29/2021 | 1750 Body | 21.9 | 1790 | 1.474 | 52.407 | 1.514 | 53.326 | -2.64% | -1.72% |
| | | | 1710 | 1.417 | 52.960 | 1.463 | 53.537 | -3.14% | -1.08% |
| | | | 1720 | 1.423 | 52.958 | 1.469 | 53.511 | -3.13% | -1.03% |
| | | | 1745 | 1.440 | 52.927 | 1.485 | 53.445 | -3.03% | -0.97% |
| 11/29/2021 | 1750 Body | 21.9 | 1750 | 1.443 | 52.918 | 1.488 | 53.432 | -3.02% | -0.96% |
| | | | 1770 | 1.458 | 52.887 | 1.501 | 53.379 | -2.86% | -0.92% |
| | | | 1790 | 1.472 | 52.859 | 1.514 | 53.326 | -2.77% | -0.88% |
| | | | 1710 | 1.406 | 52.289 | 1.463 | 53.537 | -3.90% | -2.33% |
| 11/29/2021 | 1750 Body | 21.9 | 1720 | 1.413 | 52.277 | 1.469 | 53.511 | -3.81% | -2.31% |
| | | | 1745 | 1.429 | 52.243 | 1.485 | 53.445 | -3.77% | -2.25% |
| | | | 1750 | 1.432 | 52.236 | 1.488 | 53.432 | -3.76% | -2.24% |
| | | | 1770 | 1.445 | 52.212 | 1.501 | 53.379 | -3.73% | -2.19% |
| 11/29/2021 | 1750 Body | 21.9 | 1790 | 1.458 | 52.182 | 1.514 | 53.326 | -3.70% | -2.15% |

| | | | | |
|---|--|--------------------------------------|---|--|
| FCC ID: A3LSMS908E |  PCTEST Proud to be part of  | SAR EVALUATION REPORT |  | Approved by: Quality Manager |
| Document S/N: 1M2109220110-01.A3L (Rev 1) | Test Dates: 10/18/21 - 12/16/21 | DUT Type: Portable Handset | | Page 74 of 119 |




**Table 10-4
Measured Body Tissue Properties (Cont.)**

| Calibrated for Tests Performed on: | Tissue Type | Tissue Temp During Calibration (°C) | Measured Frequency (MHz) | Measured Conductivity, σ (S/m) | Measured Dielectric Constant, ϵ | TARGET Conductivity, σ (S/m) | TARGET Dielectric Constant, ϵ | % dev σ | % dev ϵ |
|------------------------------------|-------------|-------------------------------------|--------------------------|---------------------------------------|--|-------------------------------------|--|----------------|------------------|
| 12/01/2021 | 1750 Body | 22.7 | 1710 | 1.448 | 51.930 | 1.463 | 53.537 | -1.03% | -3.00% |
| | | | 1720 | 1.455 | 51.914 | 1.469 | 53.511 | -0.95% | -2.98% |
| | | | 1745 | 1.473 | 51.873 | 1.485 | 53.445 | -0.81% | -2.94% |
| | | | 1750 | 1.478 | 51.865 | 1.488 | 53.432 | -0.81% | -2.93% |
| | | | 1770 | 1.489 | 51.829 | 1.501 | 53.379 | -0.80% | -2.90% |
| | | | 1790 | 1.502 | 51.794 | 1.514 | 53.326 | -0.79% | -2.87% |
| 10/22/2021 | 1900 Body | 21.2 | 1850 | 1.512 | 51.724 | 1.520 | 53.300 | -0.53% | -2.96% |
| | | | 1860 | 1.519 | 51.710 | 1.520 | 53.300 | -0.07% | -2.98% |
| | | | 1880 | 1.533 | 51.694 | 1.520 | 53.300 | 0.86% | -3.01% |
| | | | 1900 | 1.545 | 51.682 | 1.520 | 53.300 | 1.64% | -3.04% |
| | | | 1905 | 1.548 | 51.678 | 1.520 | 53.300 | 1.84% | -3.04% |
| | | | 1910 | 1.551 | 51.673 | 1.520 | 53.300 | 2.04% | -3.05% |
| 10/27/2021 | 1900 Body | 21.1 | 1850 | 1.487 | 51.753 | 1.520 | 53.300 | -2.17% | -2.90% |
| | | | 1860 | 1.493 | 51.734 | 1.520 | 53.300 | -1.78% | -2.94% |
| | | | 1880 | 1.506 | 51.713 | 1.520 | 53.300 | -0.92% | -2.98% |
| | | | 1900 | 1.517 | 51.704 | 1.520 | 53.300 | -0.20% | -2.99% |
| | | | 1905 | 1.520 | 51.700 | 1.520 | 53.300 | 0.00% | -3.00% |
| | | | 1910 | 1.522 | 51.696 | 1.520 | 53.300 | 0.13% | -3.01% |
| 11/03/2021 | 1900 Body | 21.5 | 1850 | 1.507 | 52.449 | 1.520 | 53.300 | -0.86% | -1.60% |
| | | | 1860 | 1.514 | 52.428 | 1.520 | 53.300 | -0.39% | -1.64% |
| | | | 1880 | 1.527 | 52.401 | 1.520 | 53.300 | 0.46% | -1.69% |
| | | | 1900 | 1.539 | 52.383 | 1.520 | 53.300 | 1.25% | -1.72% |
| | | | 1905 | 1.541 | 52.378 | 1.520 | 53.300 | 1.38% | -1.73% |
| | | | 1910 | 1.544 | 52.371 | 1.520 | 53.300 | 1.58% | -1.74% |
| 11/10/2021 | 1900 Body | 20.5 | 1850 | 1.476 | 52.489 | 1.520 | 53.300 | -2.89% | -1.52% |
| | | | 1860 | 1.483 | 52.473 | 1.520 | 53.300 | -2.43% | -1.55% |
| | | | 1880 | 1.498 | 52.445 | 1.520 | 53.300 | -1.45% | -1.60% |
| | | | 1900 | 1.513 | 52.419 | 1.520 | 53.300 | -0.46% | -1.65% |
| | | | 1905 | 1.516 | 52.413 | 1.520 | 53.300 | -0.26% | -1.66% |
| | | | 1910 | 1.520 | 52.406 | 1.520 | 53.300 | 0.00% | -1.68% |
| 11/16/2021 | 1900 Body | 21.2 | 1850 | 1.536 | 52.256 | 1.520 | 53.300 | 1.05% | -1.96% |
| | | | 1860 | 1.543 | 52.239 | 1.520 | 53.300 | 1.51% | -1.99% |
| | | | 1880 | 1.558 | 52.211 | 1.520 | 53.300 | 2.50% | -2.04% |
| | | | 1900 | 1.572 | 52.189 | 1.520 | 53.300 | 3.42% | -2.08% |
| | | | 1905 | 1.575 | 52.180 | 1.520 | 53.300 | 3.62% | -2.10% |
| | | | 1910 | 1.579 | 52.173 | 1.520 | 53.300 | 3.88% | -2.11% |
| 11/19/2021 | 1900 Body | 21.9 | 1850 | 1.516 | 52.326 | 1.520 | 53.300 | -0.26% | -1.83% |
| | | | 1860 | 1.523 | 52.310 | 1.520 | 53.300 | 0.20% | -1.86% |
| | | | 1880 | 1.538 | 52.291 | 1.520 | 53.300 | 1.18% | -1.89% |
| | | | 1900 | 1.551 | 52.279 | 1.520 | 53.300 | 2.04% | -1.92% |
| | | | 1905 | 1.554 | 52.275 | 1.520 | 53.300 | 2.24% | -1.92% |
| | | | 1910 | 1.558 | 52.268 | 1.520 | 53.300 | 2.50% | -1.94% |
| 11/22/2021 | 1900 Body | 21.1 | 1850 | 1.513 | 52.767 | 1.520 | 53.300 | -0.46% | -1.00% |
| | | | 1860 | 1.520 | 52.752 | 1.520 | 53.300 | 0.00% | -1.03% |
| | | | 1880 | 1.535 | 52.734 | 1.520 | 53.300 | 0.99% | -1.06% |
| | | | 1900 | 1.549 | 52.719 | 1.520 | 53.300 | 1.91% | -1.09% |
| | | | 1905 | 1.553 | 52.713 | 1.520 | 53.300 | 2.17% | -1.10% |
| | | | 1910 | 1.556 | 52.706 | 1.520 | 53.300 | 2.37% | -1.11% |
| 11/22/2021 | 1900 Body | 20.5 | 1850 | 1.466 | 52.440 | 1.520 | 53.300 | -3.55% | -1.61% |
| | | | 1860 | 1.473 | 52.428 | 1.520 | 53.300 | -3.09% | -1.64% |
| | | | 1880 | 1.488 | 52.412 | 1.520 | 53.300 | -2.11% | -1.67% |
| | | | 1900 | 1.501 | 52.393 | 1.520 | 53.300 | -1.25% | -1.70% |
| | | | 1905 | 1.504 | 52.386 | 1.520 | 53.300 | -1.05% | -1.71% |
| | | | 1910 | 1.508 | 52.379 | 1.520 | 53.300 | -0.79% | -1.73% |
| 11/29/2021 | 1900 Body | 20.9 | 1850 | 1.457 | 53.235 | 1.520 | 53.300 | -4.14% | -0.12% |
| | | | 1860 | 1.463 | 53.221 | 1.520 | 53.300 | -3.75% | -0.15% |
| | | | 1880 | 1.477 | 53.195 | 1.520 | 53.300 | -2.83% | -0.20% |
| | | | 1900 | 1.491 | 53.165 | 1.520 | 53.300 | -1.91% | -0.25% |
| | | | 1905 | 1.494 | 53.157 | 1.520 | 53.300 | -1.71% | -0.27% |
| | | | 1910 | 1.497 | 53.149 | 1.520 | 53.300 | -1.51% | -0.28% |
| 12/16/2021 | 1900 Body | 24.3 | 1850 | 1.523 | 51.838 | 1.520 | 53.300 | 0.20% | -2.74% |
| | | | 1860 | 1.535 | 51.801 | 1.520 | 53.300 | 0.99% | -2.81% |
| | | | 1880 | 1.559 | 51.746 | 1.520 | 53.300 | 2.57% | -2.92% |
| | | | 1900 | 1.582 | 51.709 | 1.520 | 53.300 | 4.08% | -2.98% |
| | | | 1905 | 1.587 | 51.698 | 1.520 | 53.300 | 4.41% | -3.01% |
| | | | 1910 | 1.592 | 51.684 | 1.520 | 53.300 | 4.74% | -3.03% |
| 10/18/2021 | 2450 Body | 22.0 | 2300 | 1.812 | 52.252 | 1.809 | 52.900 | 0.17% | -1.22% |
| | | | 2310 | 1.824 | 52.220 | 1.816 | 52.887 | 0.44% | -1.26% |
| | | | 2320 | 1.838 | 52.199 | 1.826 | 52.873 | 0.66% | -1.27% |
| | | | 2400 | 1.948 | 51.897 | 1.902 | 52.767 | 2.42% | -1.65% |
| | | | 2450 | 2.015 | 51.740 | 1.950 | 52.700 | 3.33% | -1.82% |
| | | | 2480 | 2.056 | 51.811 | 1.993 | 52.662 | 3.16% | -2.00% |
| | | | 2500 | 2.085 | 51.522 | 2.021 | 52.638 | 3.17% | -2.12% |
| | | | 2510 | 2.100 | 51.469 | 2.035 | 52.623 | 3.19% | -2.15% |
| | | | 2535 | 2.138 | 51.410 | 2.071 | 52.592 | 3.24% | -2.25% |
| | | | 2550 | 2.156 | 51.377 | 2.082 | 52.573 | 3.06% | -2.27% |
| | | | 2560 | 2.170 | 51.314 | 2.106 | 52.560 | 3.04% | -2.37% |
| | | | 2600 | 2.229 | 51.142 | 2.163 | 52.509 | 3.05% | -2.60% |
| | | | 2650 | 2.298 | 50.966 | 2.234 | 52.445 | 2.86% | -2.82% |
| | | | 2680 | 2.341 | 50.843 | 2.277 | 52.407 | 2.81% | -2.98% |
| 2700 | 2.367 | 50.761 | 2.305 | 52.382 | 2.69% | -3.09% | | | |

| | | | | |
|--|---|-------------------------------|---|---------------------------------|
| FCC ID: A3LSMS908E |  PCTEST Proud to be part of element | SAR EVALUATION REPORT |  | Approved by: Quality Manager |
| Document S/N: 1M2109220110-01.A3L (Rev 1) | Test Dates: 10/18/21 - 12/16/21 | DUT Type: Portable Handset | | Page 75 of 119 |

**Table 10-5
Measured Body Tissue Properties (Cont.)**

| Calibrated for Tests Performed on: | Tissue Type | Tissue Temp During Calibration (°C) | Measured Frequency (MHz) | Measured Conductivity, σ (S/m) | Measured Dielectric Constant, ϵ | TARGET Conductivity, σ (S/m) | TARGET Dielectric Constant, ϵ | % dev σ | % dev ϵ | | | |
|------------------------------------|-------------|-------------------------------------|--------------------------|---------------------------------------|--|-------------------------------------|--|----------------|------------------|--------|--------|-------|
| 10/20/2021 | 2450 Body | 22.0 | 2400 | 1.951 | 52.150 | 1.902 | 52.767 | 2.56% | -1.17% | | | |
| | | | 2450 | 2.018 | 51.975 | 1.950 | 52.700 | 3.49% | -1.38% | | | |
| | | | 2480 | 2.057 | 51.843 | 1.993 | 52.662 | 3.21% | -1.56% | | | |
| | | | 2500 | 2.085 | 51.760 | 2.021 | 52.636 | 3.17% | -1.66% | | | |
| | | | 2510 | 2.099 | 51.725 | 2.035 | 52.623 | 3.14% | -1.71% | | | |
| | | | 2535 | 2.135 | 51.650 | 2.071 | 52.592 | 3.09% | -1.79% | | | |
| | | | 2550 | 2.154 | 51.603 | 2.092 | 52.573 | 2.96% | -1.85% | | | |
| | | | 2560 | 2.167 | 51.564 | 2.106 | 52.560 | 2.90% | -1.89% | | | |
| | | | 2600 | 2.224 | 51.398 | 2.163 | 52.509 | 2.82% | -2.12% | | | |
| | | | 2650 | 2.296 | 51.217 | 2.234 | 52.445 | 2.78% | -2.34% | | | |
| | | | 2680 | 2.338 | 51.104 | 2.277 | 52.407 | 2.68% | -2.49% | | | |
| | | | 2700 | 2.366 | 51.025 | 2.305 | 52.382 | 2.65% | -2.59% | | | |
| | | | 10/27/2021 | 2450 Body | 22.7 | 2300 | 1.794 | 53.075 | 1.809 | 52.900 | -0.83% | 0.33% |
| | | | | | | 2310 | 1.808 | 53.042 | 1.816 | 52.887 | -0.44% | 0.29% |
| 2320 | 1.821 | 53.011 | | | | 1.826 | 52.873 | -0.27% | 0.26% | | | |
| 2400 | 1.926 | 52.708 | | | | 1.902 | 52.767 | 1.26% | -0.11% | | | |
| 2450 | 1.994 | 52.543 | | | | 1.950 | 52.700 | 2.26% | -0.30% | | | |
| 2480 | 2.033 | 52.419 | | | | 1.993 | 52.662 | 2.01% | -0.46% | | | |
| 2500 | 2.061 | 52.339 | | | | 2.021 | 52.636 | 1.98% | -0.56% | | | |
| 2510 | 2.076 | 52.302 | | | | 2.035 | 52.623 | 2.01% | -0.61% | | | |
| 2535 | 2.111 | 52.221 | | | | 2.071 | 52.592 | 1.93% | -0.71% | | | |
| 2550 | 2.131 | 52.172 | | | | 2.092 | 52.573 | 1.86% | -0.76% | | | |
| 2560 | 2.145 | 52.134 | | | | 2.106 | 52.560 | 1.85% | -0.81% | | | |
| 2600 | 2.200 | 51.972 | | | | 2.163 | 52.509 | 1.71% | -1.02% | | | |
| 2650 | 2.271 | 51.785 | | | | 2.234 | 52.445 | 1.66% | -1.26% | | | |
| 2680 | 2.313 | 51.668 | | | | 2.277 | 52.407 | 1.58% | -1.41% | | | |
| 11/05/2021 | 2450 Body | 22.0 | 2300 | 1.817 | 52.617 | 1.809 | 52.900 | 0.44% | -0.53% | | | |
| | | | 2310 | 1.831 | 52.584 | 1.816 | 52.887 | 0.83% | -0.57% | | | |
| | | | 2320 | 1.844 | 52.553 | 1.826 | 52.873 | 0.99% | -0.61% | | | |
| | | | 2400 | 1.947 | 52.254 | 1.902 | 52.767 | 2.37% | -0.97% | | | |
| | | | 2450 | 2.012 | 52.096 | 1.950 | 52.700 | 3.18% | -1.15% | | | |
| | | | 2480 | 2.051 | 51.974 | 1.993 | 52.662 | 2.91% | -1.31% | | | |
| | | | 2500 | 2.079 | 51.900 | 2.021 | 52.636 | 2.87% | -1.40% | | | |
| | | | 2510 | 2.094 | 51.867 | 2.035 | 52.623 | 2.90% | -1.44% | | | |
| | | | 2535 | 2.130 | 51.797 | 2.071 | 52.592 | 2.85% | -1.51% | | | |
| | | | 2550 | 2.149 | 51.754 | 2.092 | 52.573 | 2.72% | -1.56% | | | |
| | | | 2560 | 2.162 | 51.719 | 2.106 | 52.560 | 2.66% | -1.60% | | | |
| | | | 2600 | 2.218 | 51.563 | 2.163 | 52.509 | 2.54% | -1.80% | | | |
| | | | 2650 | 2.291 | 51.383 | 2.234 | 52.445 | 2.55% | -2.02% | | | |
| | | | 2680 | 2.333 | 51.278 | 2.277 | 52.407 | 2.46% | -2.15% | | | |
| 11/08/2021 | 2450 Body | 22.5 | 2300 | 1.804 | 53.566 | 1.809 | 52.900 | -0.28% | 1.26% | | | |
| | | | 2310 | 1.818 | 53.529 | 1.816 | 52.887 | 0.11% | 1.21% | | | |
| | | | 2320 | 1.832 | 53.492 | 1.826 | 52.873 | 0.33% | 1.17% | | | |
| | | | 2400 | 1.941 | 53.176 | 1.902 | 52.767 | 2.05% | 0.78% | | | |
| | | | 2450 | 2.009 | 52.978 | 1.950 | 52.700 | 3.03% | 0.53% | | | |
| | | | 2480 | 2.051 | 52.852 | 1.993 | 52.662 | 2.91% | 0.36% | | | |
| | | | 2500 | 2.078 | 52.778 | 2.021 | 52.636 | 2.82% | 0.27% | | | |
| | | | 2510 | 2.092 | 52.740 | 2.035 | 52.623 | 2.80% | 0.22% | | | |
| | | | 2535 | 2.126 | 52.637 | 2.071 | 52.592 | 2.66% | 0.09% | | | |
| | | | 2550 | 2.147 | 52.577 | 2.092 | 52.573 | 2.63% | 0.01% | | | |
| | | | 2560 | 2.162 | 52.538 | 2.106 | 52.560 | 2.66% | -0.04% | | | |
| | | | 2600 | 2.217 | 52.376 | 2.163 | 52.509 | 2.50% | -0.25% | | | |
| | | | 2650 | 2.287 | 52.159 | 2.234 | 52.445 | 2.37% | -0.55% | | | |
| | | | 2680 | 2.329 | 52.051 | 2.277 | 52.407 | 2.28% | -0.68% | | | |
| 10/27/2021 | 2450 Body | 22.7 | 2300 | 1.794 | 53.075 | 1.809 | 52.900 | -0.83% | 0.33% | | | |
| | | | 2310 | 1.808 | 53.042 | 1.816 | 52.887 | -0.44% | 0.29% | | | |
| | | | 2320 | 1.821 | 53.011 | 1.826 | 52.873 | -0.27% | 0.26% | | | |
| | | | 2400 | 1.926 | 52.708 | 1.902 | 52.767 | 1.26% | -0.11% | | | |
| | | | 2450 | 1.994 | 52.543 | 1.950 | 52.700 | 2.26% | -0.30% | | | |
| | | | 2480 | 2.033 | 52.419 | 1.993 | 52.662 | 2.01% | -0.46% | | | |
| | | | 2500 | 2.061 | 52.339 | 2.021 | 52.636 | 1.98% | -0.56% | | | |
| | | | 2510 | 2.076 | 52.302 | 2.035 | 52.623 | 2.01% | -0.61% | | | |
| | | | 2535 | 2.111 | 52.221 | 2.071 | 52.592 | 1.93% | -0.71% | | | |
| | | | 2550 | 2.131 | 52.172 | 2.092 | 52.573 | 1.86% | -0.76% | | | |
| | | | 2560 | 2.145 | 52.134 | 2.106 | 52.560 | 1.85% | -0.81% | | | |
| | | | 2600 | 2.200 | 51.972 | 2.163 | 52.509 | 1.71% | -1.02% | | | |
| | | | 2650 | 2.271 | 51.785 | 2.234 | 52.445 | 1.66% | -1.26% | | | |
| | | | 2680 | 2.313 | 51.668 | 2.277 | 52.407 | 1.58% | -1.41% | | | |
| 2700 | 2.341 | 51.589 | 2.305 | 52.382 | 1.56% | -1.51% | | | | | | |

| | | | | |
|--|--|-------------------------------|---|---------------------------------|
| FCC ID: A3LSMS908E |  PCTEST Proud to be part of  | SAR EVALUATION REPORT |  | Approved by: Quality Manager |
| Document S/N: 1M2109220110-01.A3L (Rev 1) | Test Dates: 10/18/21 - 12/16/21 | DUT Type: Portable Handset | | Page 76 of 119 |

**Table 10-6
Measured Body Tissue Properties (Cont.)**




| Calibrated for Test Performance | Tissue Type | Time Temp During Calibration (°C) | Measured Frequency (MHz) | Measured Conductivity @ (S/m) | Measured Dielectric Constant @ (S/m) | TARGET Conductivity @ (S/m) | TARGET Dielectric Constant @ (S/m) | % diff v | % diff c |
|---------------------------------|----------------|-----------------------------------|--------------------------|-------------------------------|--------------------------------------|-----------------------------|------------------------------------|----------|----------|
| 11/19/2021 | 5050-5800 Body | 21.1 | 5100 | 0.120 | 3.72 | 43.84 | 8.97% | -1.75% | |
| | | | 5105 | 0.121 | 3.73 | 43.88 | 8.98% | -1.76% | |
| | | | 5110 | 0.122 | 3.74 | 43.92 | 8.99% | -1.77% | |
| | | | 5115 | 0.123 | 3.75 | 43.96 | 9.00% | -1.78% | |
| | | | 5120 | 0.124 | 3.76 | 44.00 | 9.01% | -1.79% | |
| | | | 5125 | 0.125 | 3.77 | 44.04 | 9.02% | -1.80% | |
| | | | 5130 | 0.126 | 3.78 | 44.08 | 9.03% | -1.81% | |
| | | | 5135 | 0.127 | 3.79 | 44.12 | 9.04% | -1.82% | |
| | | | 5140 | 0.128 | 3.80 | 44.16 | 9.05% | -1.83% | |
| | | | 5145 | 0.129 | 3.81 | 44.20 | 9.06% | -1.84% | |
| | | | 5150 | 0.130 | 3.82 | 44.24 | 9.07% | -1.85% | |
| | | | 5155 | 0.131 | 3.83 | 44.28 | 9.08% | -1.86% | |
| | | | 5160 | 0.132 | 3.84 | 44.32 | 9.09% | -1.87% | |
| | | | 5165 | 0.133 | 3.85 | 44.36 | 9.10% | -1.88% | |
| | | | 5170 | 0.134 | 3.86 | 44.40 | 9.11% | -1.89% | |
| | | | 5175 | 0.135 | 3.87 | 44.44 | 9.12% | -1.90% | |
| | | | 5180 | 0.136 | 3.88 | 44.48 | 9.13% | -1.91% | |
| | | | 5185 | 0.137 | 3.89 | 44.52 | 9.14% | -1.92% | |
| | | | 5190 | 0.138 | 3.90 | 44.56 | 9.15% | -1.93% | |
| | | | 5195 | 0.139 | 3.91 | 44.60 | 9.16% | -1.94% | |
| | | | 5200 | 0.140 | 3.92 | 44.64 | 9.17% | -1.95% | |
| | | | 5205 | 0.141 | 3.93 | 44.68 | 9.18% | -1.96% | |
| | | | 5210 | 0.142 | 3.94 | 44.72 | 9.19% | -1.97% | |
| | | | 5215 | 0.143 | 3.95 | 44.76 | 9.20% | -1.98% | |
| | | | 5220 | 0.144 | 3.96 | 44.80 | 9.21% | -1.99% | |
| | | | 5225 | 0.145 | 3.97 | 44.84 | 9.22% | -2.00% | |
| | | | 5230 | 0.146 | 3.98 | 44.88 | 9.23% | -2.01% | |
| | | | 5235 | 0.147 | 3.99 | 44.92 | 9.24% | -2.02% | |
| | | | 5240 | 0.148 | 4.00 | 44.96 | 9.25% | -2.03% | |
| | | | 5245 | 0.149 | 4.01 | 45.00 | 9.26% | -2.04% | |
| | | | 5250 | 0.150 | 4.02 | 45.04 | 9.27% | -2.05% | |
| | | | 5255 | 0.151 | 4.03 | 45.08 | 9.28% | -2.06% | |
| | | | 5260 | 0.152 | 4.04 | 45.12 | 9.29% | -2.07% | |
| | | | 5265 | 0.153 | 4.05 | 45.16 | 9.30% | -2.08% | |
| | | | 5270 | 0.154 | 4.06 | 45.20 | 9.31% | -2.09% | |
| | | | 5275 | 0.155 | 4.07 | 45.24 | 9.32% | -2.10% | |
| | | | 5280 | 0.156 | 4.08 | 45.28 | 9.33% | -2.11% | |
| | | | 5285 | 0.157 | 4.09 | 45.32 | 9.34% | -2.12% | |
| | | | 5290 | 0.158 | 4.10 | 45.36 | 9.35% | -2.13% | |
| | | | 5295 | 0.159 | 4.11 | 45.40 | 9.36% | -2.14% | |
| | | | 5300 | 0.160 | 4.12 | 45.44 | 9.37% | -2.15% | |
| | | | 5305 | 0.161 | 4.13 | 45.48 | 9.38% | -2.16% | |
| | | | 5310 | 0.162 | 4.14 | 45.52 | 9.39% | -2.17% | |
| | | | 5315 | 0.163 | 4.15 | 45.56 | 9.40% | -2.18% | |
| | | | 5320 | 0.164 | 4.16 | 45.60 | 9.41% | -2.19% | |
| | | | 5325 | 0.165 | 4.17 | 45.64 | 9.42% | -2.20% | |
| | | | 5330 | 0.166 | 4.18 | 45.68 | 9.43% | -2.21% | |
| | | | 5335 | 0.167 | 4.19 | 45.72 | 9.44% | -2.22% | |
| | | | 5340 | 0.168 | 4.20 | 45.76 | 9.45% | -2.23% | |
| | | | 5345 | 0.169 | 4.21 | 45.80 | 9.46% | -2.24% | |
| | | | 5350 | 0.170 | 4.22 | 45.84 | 9.47% | -2.25% | |
| | | | 5355 | 0.171 | 4.23 | 45.88 | 9.48% | -2.26% | |
| | | | 5360 | 0.172 | 4.24 | 45.92 | 9.49% | -2.27% | |
| | | | 5365 | 0.173 | 4.25 | 45.96 | 9.50% | -2.28% | |
| | | | 5370 | 0.174 | 4.26 | 46.00 | 9.51% | -2.29% | |
| | | | 5375 | 0.175 | 4.27 | 46.04 | 9.52% | -2.30% | |
| | | | 5380 | 0.176 | 4.28 | 46.08 | 9.53% | -2.31% | |
| | | | 5385 | 0.177 | 4.29 | 46.12 | 9.54% | -2.32% | |
| | | | 5390 | 0.178 | 4.30 | 46.16 | 9.55% | -2.33% | |
| | | | 5395 | 0.179 | 4.31 | 46.20 | 9.56% | -2.34% | |
| | | | 5400 | 0.180 | 4.32 | 46.24 | 9.57% | -2.35% | |
| | | | 5405 | 0.181 | 4.33 | 46.28 | 9.58% | -2.36% | |
| | | | 5410 | 0.182 | 4.34 | 46.32 | 9.59% | -2.37% | |
| | | | 5415 | 0.183 | 4.35 | 46.36 | 9.60% | -2.38% | |
| | | | 5420 | 0.184 | 4.36 | 46.40 | 9.61% | -2.39% | |
| | | | 5425 | 0.185 | 4.37 | 46.44 | 9.62% | -2.40% | |
| | | | 5430 | 0.186 | 4.38 | 46.48 | 9.63% | -2.41% | |
| | | | 5435 | 0.187 | 4.39 | 46.52 | 9.64% | -2.42% | |
| | | | 5440 | 0.188 | 4.40 | 46.56 | 9.65% | -2.43% | |
| | | | 5445 | 0.189 | 4.41 | 46.60 | 9.66% | -2.44% | |
| | | | 5450 | 0.190 | 4.42 | 46.64 | 9.67% | -2.45% | |
| | | | 5455 | 0.191 | 4.43 | 46.68 | 9.68% | -2.46% | |
| | | | 5460 | 0.192 | 4.44 | 46.72 | 9.69% | -2.47% | |
| | | | 5465 | 0.193 | 4.45 | 46.76 | 9.70% | -2.48% | |
| | | | 5470 | 0.194 | 4.46 | 46.80 | 9.71% | -2.49% | |
| | | | 5475 | 0.195 | 4.47 | 46.84 | 9.72% | -2.50% | |
| | | | 5480 | 0.196 | 4.48 | 46.88 | 9.73% | -2.51% | |
| | | | 5485 | 0.197 | 4.49 | 46.92 | 9.74% | -2.52% | |
| | | | 5490 | 0.198 | 4.50 | 46.96 | 9.75% | -2.53% | |
| | | | 5495 | 0.199 | 4.51 | 47.00 | 9.76% | -2.54% | |
| | | | 5500 | 0.200 | 4.52 | 47.04 | 9.77% | -2.55% | |
| | | | 5505 | 0.201 | 4.53 | 47.08 | 9.78% | -2.56% | |
| | | | 5510 | 0.202 | 4.54 | 47.12 | 9.79% | -2.57% | |
| | | | 5515 | 0.203 | 4.55 | 47.16 | 9.80% | -2.58% | |
| | | | 5520 | 0.204 | 4.56 | 47.20 | 9.81% | -2.59% | |
| | | | 5525 | 0.205 | 4.57 | 47.24 | 9.82% | -2.60% | |
| | | | 5530 | 0.206 | 4.58 | 47.28 | 9.83% | -2.61% | |
| | | | 5535 | 0.207 | 4.59 | 47.32 | 9.84% | -2.62% | |
| | | | 5540 | 0.208 | 4.60 | 47.36 | 9.85% | -2.63% | |
| | | | 5545 | 0.209 | 4.61 | 47.40 | 9.86% | -2.64% | |
| | | | 5550 | 0.210 | 4.62 | 47.44 | 9.87% | -2.65% | |
| | | | 5555 | 0.211 | 4.63 | 47.48 | 9.88% | -2.66% | |
| | | | 5560 | 0.212 | 4.64 | 47.52 | 9.89% | -2.67% | |
| | | | 5565 | 0.213 | 4.65 | 47.56 | 9.90% | -2.68% | |
| | | | 5570 | 0.214 | 4.66 | 47.60 | 9.91% | -2.69% | |
| | | | 5575 | 0.215 | 4.67 | 47.64 | 9.92% | -2.70% | |
| | | | 5580 | 0.216 | 4.68 | 47.68 | 9.93% | -2.71% | |
| | | | 5585 | 0.217 | 4.69 | 47.72 | 9.94% | -2.72% | |
| | | | 5590 | 0.218 | 4.70 | 47.76 | 9.95% | -2.73% | |
| | | | 5595 | 0.219 | 4.71 | 47.80 | 9.96% | -2.74% | |
| 5600 | 0.220 | 4.72 | 47.84 | 9.97% | -2.75% | | | | |
| 5605 | 0.221 | 4.73 | 47.88 | 9.98% | -2.76% | | | | |
| 5610 | 0.222 | 4.74 | 47.92 | 9.99% | -2.77% | | | | |
| 5615 | 0.223 | 4.75 | 47.96 | 10.00% | -2.78% | | | | |
| 5620 | 0.224 | 4.76 | 48.00 | 10.01% | -2.79% | | | | |
| 5625 | 0.225 | 4.77 | 48.04 | 10.02% | -2.80% | | | | |
| 5630 | 0.226 | 4.78 | 48.08 | 10.03% | -2.81% | | | | |
| 5635 | 0.227 | 4.79 | 48.12 | 10.04% | -2.82% | | | | |
| 5640 | 0.228 | 4.80 | 48.16 | 10.05% | -2.83% | | | | |
| 5645 | 0.229 | 4.81 | 48.20 | 10.06% | -2.84% | | | | |
| 5650 | 0.230 | 4.82 | 48.24 | 10.07% | -2.85% | | | | |
| 5655 | 0.231 | 4.83 | 48.28 | 10.08% | -2.86% | | | | |
| 5660 | 0.232 | 4.84 | 48.32 | 10.09% | -2.87% | | | | |
| 5665 | 0.233 | 4.85 | 48.36 | 10.10% | -2.88% | | | | |
| 5670 | 0.234 | 4.86 | 48.40 | 10.11% | -2.89% | | | | |
| 5675 | 0.235 | 4.87 | 48.44 | 10.12% | -2.90% | | | | |
| 5680 | 0.236 | 4.88 | 48.48 | 10.13% | -2.91% | | | | |
| 5685 | 0.237 | 4.89 | 48.52 | 10.14% | -2.92% | | | | |
| 5690 | 0.238 | 4.90 | 48.56 | 10.15% | -2.93% | | | | |
| 5695 | 0.239 | 4.91 | 48.60 | 10.16% | -2.94% | | | | |
| 5700 | 0.240 | 4.92 | 48.64 | 10.17% | -2.95% | | | | |
| 5705 | 0.241 | 4.93 | 48.68 | 10.18% | -2.96% | | | | |
| 5710 | 0.242 | 4.94 | 48.72 | 10.19% | -2.97% | | | | |
| 5715 | 0.243 | 4.95 | 48.76 | 10.20% | -2.98% | | | | |
| 5720 | 0.244 | 4.96 | 48.80 | 10.21% | -2.99% | | | | |
| 5725 | 0.245 | 4.97 | 48.84 | 10.22% | -3.00% | | | | |
| 5730 | 0.246 | 4.98 | 48.88 | 10.23% | -3.01% | | | | |
| 5735 | 0.247 | 4.99 | 48.92 | 10.24% | -3.02% | | | | |
| 5740 | 0.248 | 5.00 | 48.96 | 10.25% | -3.03% | | | | |
| 5745 | 0.249 | 5.01 | 49.00 | 10.26% | -3.04% | | | | |
| 5750 | 0.250 | 5.02 | 49.04 | 10.27% | -3.05% | | | | |
| 5755 | 0.251 | 5.03 | 49.08 | 10.28% | -3.06% | | | | |
| 5760 | 0.252 | 5.04 | 49.12 | 10.29% | -3.07% | | | | |
| 5765 | 0.253 | 5.05 | 49.16 | 10.30% | -3.08% | | | | |
| 5770 | 0.254 | 5.06 | 49.20 | 10.31% | -3.09% | | | | |
| 5775 | 0.255 | 5.07 | 49.24 | 10.32% | -3.10% | | | | |
| 5780 | 0.256 | 5.08 | 49.28 | 10.33% | -3.11% | | | | |
| 5785 | 0.257 | 5.09 | 49.32 | 10.34% | -3.12% | | | | |
| 5790 | 0.258 | 5.10 | 49.36 | 10.35% | -3.13% | | | | |
| 5795 | 0.259 | 5.11 | 49.40 | 10.36% | -3.14% | | | | |
| 5800 | 0.260 | 5.12 | 49.44 | 10.37% | -3.15% | | | | |
| 5805 | 0.261 | 5.13 | 49.48 | 10.38% | -3.16% | | | | |
| 5810 | 0.262 | 5.14 | 49.52 | 10.39% | -3.17% | | | | |
| 5815 | 0.263 | 5.15 | 49.56 | 10.40% | -3.18% | | | | |
| 5820 | 0.264 | 5.16 | 49.60 | 10.41% | -3.19% | | | | |
| 5825 | 0.265 | 5.17 | 49.64 | 10.42% | -3.20% | | | | |
| 5830 | 0.266 | 5.18 | 49.68 | 10.43% | -3.21% | | | | |
| 5835 | 0.267 | 5.19 | 49.72 | 10.44% | -3.22% | | | | |
| 5840 | 0.268 | 5.20 | 49.76 | 10.45% | -3.23% | | | | |
| 5845 | 0.269 | 5.21 | 49.80 | 10.46% | -3.24% | | | | |
| 5850 | 0.270 | 5.22 | 49.84 | 10.47% | -3.25% | | | | |
| 5855 | 0.271 | 5.23 | 49.88 | 10.48% | -3.26% | | | | |
| 5860 | 0.272 | 5.24 | 49.92 | 10.49% | -3.27% | | | | |
| 5865 | 0.273 | 5.25 | 49.96 | 10.50% | -3.28% | | | | |
| 5870 | 0.274 | 5.26 | 50.00 | 10.51% | -3.29% | | | | |
| 5875 | 0.275 | 5.27 | 50.04 | 10.52% | -3.30% | | | | |
| 5880 | 0.276 | 5.28 | 50.08 | 10.53% | -3.31% | | | | |
| 5885 | 0.277 | 5.29 | 50.12 | 10.54% | -3.32% | | | | |
| 5890 | 0.278 | 5.30 | 50.16 | 10.55% | -3.33% | | | | |
| 5895 | 0.279 | 5.31 | 50.20 | 10.56% | -3.34% | | | | |
| 5900 | 0.280 | 5.32 | 50.24 | 10.57% | -3.35% | | | | |
| 5905 | 0.281 | 5.33 | 50.28 | 10.58% | -3.36% | | | | |
| 5910 | 0.282 | 5.34 | 50.32 | 10.59% | -3.37% | | | | |
| 5915 | 0.283 | 5.35 | 50.36 | 10.60% | -3.38% | | | | |
| 5920 | 0.284 | 5.36 | 50.40 | 10.61% | -3.39% | | | | |
| 5925 | 0.285 | 5.37 | 50.44 | 10.62% | -3.40% | | | | |
| 5930 | 0.286 | 5.38 | 50.48 | 10.63% | -3.41% | | | | |
| 5935 | 0.287 | 5.39 | 50.52 | 10.64% | -3.42% | | | | |
| 5940 | 0.288 | 5.40 | 50.56 | 10.65% | -3.43% | | | | |
| 5945 | 0.289 | 5.41 | 50.60 | 10.66% | -3.44% | | | | |
| 5950 | 0.290 | 5.42 | 50.64 | 10.67% | -3.45% | | | | |
| 5955 | 0.291 | 5.43 | 50.68 | 10.68% | -3.46% | | | | |
| 5960 | 0.292 | 5.44 | 50.72 | 10.69% | -3.47% | | | | |
| 5965 | 0.293 | 5.45 | 50.76 | 10.70% | -3.48% | | | | |
| 5970 | 0.294 | 5. | | | | | | | |

10.2 Test System Verification

Prior to SAR assessment, the system is verified to $\pm 10\%$ of the SAR measurement on the reference dipole at the time of calibration by the calibration facility. Full system validation status and result summary can be found in Appendix F.

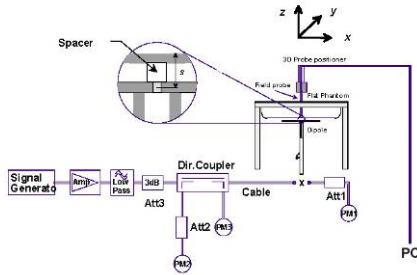
**Table 10-7
System Verification Results – 1g**

| System Verification TARGET & MEASURED | | | | | | | | | | | | |
|--|------------------------|-------------|------------|----------------|------------------|-----------------|-----------|----------|-----------------------|------------------------|-----------------------------|-----------------|
| SAR System | Tissue Frequency (MHz) | Tissue Type | Date | Amb. Temp. (C) | Liquid Temp. (C) | Input Power (W) | Source SN | Probe SN | Measured SAR1g (W/kg) | 1W Target SAR1g (W/kg) | 1W Normalized SAR 1g (W/kg) | Deviation1g (%) |
| K1 | 750 | HEAD | 11/08/2021 | 21.0 | 21.5 | 0.20 | 1034 | 7558 | 1.830 | 8.64 | 9.150 | 5.90% |
| K1 | 835 | HEAD | 10/28/2021 | 19.8 | 19.8 | 0.20 | 4d180 | 7558 | 2.020 | 9.45 | 10.100 | 6.88% |
| AM4 | 835 | HEAD | 11/12/2021 | 22.9 | 22.2 | 0.20 | 4d040 | 7427 | 1.840 | 9.50 | 9.200 | -3.16% |
| AM2 | 1750 | HEAD | 10/20/2021 | 23.0 | 22.1 | 0.10 | 1083 | 7532 | 3.460 | 36.10 | 34.600 | -4.16% |
| AM5 | 1750 | HEAD | 11/29/2021 | 21.4 | 20.5 | 0.10 | 1083 | 7546 | 3.780 | 36.10 | 37.800 | 4.71% |
| AM5 | 1750 | HEAD | 12/01/2021 | 21.2 | 20.2 | 0.10 | 1083 | 7546 | 3.720 | 36.10 | 37.200 | 3.05% |
| AM2 | 1900 | HEAD | 10/22/2021 | 22.7 | 21.8 | 0.10 | 5d030 | 7532 | 4.170 | 39.90 | 41.700 | 4.51% |
| AM2 | 1900 | HEAD | 10/25/2021 | 22.1 | 21.4 | 0.10 | 5d030 | 7532 | 4.010 | 39.90 | 40.100 | 0.50% |
| AM3 | 1900 | HEAD | 12/06/2021 | 21.6 | 20.8 | 0.10 | 5d030 | 7421 | 4.100 | 39.90 | 41.000 | 2.76% |
| AM9 | 2450 | HEAD | 11/16/2021 | 24.1 | 22.0 | 0.10 | 750 | 3949 | 5.050 | 53.10 | 50.500 | -4.90% |
| AM9 | 2450 | HEAD | 11/19/2021 | 23.5 | 22.9 | 0.10 | 750 | 3949 | 5.030 | 53.10 | 50.300 | -5.27% |
| AM9 | 2600 | HEAD | 11/16/2021 | 24.1 | 22.0 | 0.10 | 1042 | 3949 | 5.750 | 57.70 | 57.500 | -0.35% |
| J | 5250 | HEAD | 12/16/2021 | 20.6 | 20.4 | 0.05 | 1191 | 7526 | 3.690 | 79.60 | 73.800 | -7.29% |
| J | 5600 | HEAD | 12/16/2021 | 20.6 | 20.4 | 0.05 | 1191 | 7526 | 3.950 | 82.10 | 79.000 | -3.78% |
| J | 5750 | HEAD | 12/16/2021 | 20.6 | 20.4 | 0.05 | 1191 | 7526 | 3.720 | 78.20 | 74.400 | -4.86% |
| B | 5800 | HEAD | 12/06/2021 | 22.5 | 22.0 | 0.05 | 1191 | 7552 | 4.020 | 79.20 | 80.400 | 1.52% |
| K4 | 750 | BODY | 10/26/2021 | 21.0 | 20.9 | 0.20 | 1046 | 7640 | 1.700 | 8.79 | 8.500 | -3.30% |
| K1 | 835 | BODY | 10/26/2021 | 20.5 | 20.3 | 0.20 | 4d180 | 7558 | 2.040 | 9.67 | 10.200 | 5.48% |
| AM9 | 850 | BODY | 11/24/2021 | 19.3 | 19.2 | 0.20 | 1010 | 3949 | 2.040 | 9.97 | 10.200 | 2.31% |
| AM3 | 1750 | BODY | 10/20/2021 | 22.3 | 21.1 | 0.10 | 1083 | 7421 | 3.570 | 37.10 | 35.700 | -3.77% |
| AM3 | 1750 | BODY | 11/03/2021 | 21.9 | 21.4 | 0.10 | 1083 | 7421 | 3.860 | 37.10 | 38.600 | 4.04% |
| AM6 | 1750 | BODY | 11/16/2021 | 22.5 | 21.2 | 0.10 | 1083 | 7416 | 3.890 | 37.10 | 38.900 | 4.85% |
| AM6 | 1750 | BODY | 11/19/2021 | 20.9 | 20.9 | 0.10 | 1083 | 7416 | 3.860 | 37.10 | 38.600 | 4.04% |
| AM6 | 1750 | BODY | 11/29/2021 | 21.4 | 20.5 | 0.10 | 1083 | 7416 | 3.810 | 37.10 | 38.100 | 2.70% |
| AM9 | 1750 | BODY | 12/01/2021 | 24.5 | 22.7 | 0.10 | 1083 | 3949 | 3.670 | 37.10 | 36.700 | -1.08% |
| AM3 | 1900 | BODY | 10/22/2021 | 22.7 | 21.5 | 0.10 | 5d030 | 7421 | 4.150 | 39.90 | 41.500 | 4.01% |
| AM3 | 1900 | BODY | 10/27/2021 | 22.3 | 21.6 | 0.10 | 5d030 | 7421 | 4.050 | 39.90 | 40.500 | 1.50% |
| AM3 | 1900 | BODY | 11/10/2021 | 23.1 | 21.9 | 0.10 | 5d030 | 7421 | 4.120 | 39.90 | 41.200 | 3.26% |
| AM6 | 1900 | BODY | 11/16/2021 | 22.5 | 21.2 | 0.10 | 5d030 | 7416 | 4.170 | 39.90 | 41.700 | 4.51% |
| AM6 | 1900 | BODY | 11/19/2021 | 20.9 | 20.9 | 0.10 | 5d030 | 7416 | 4.300 | 39.90 | 43.000 | 7.77% |
| AM3 | 1900 | BODY | 11/22/2021 | 21.8 | 21.2 | 0.10 | 5d030 | 7421 | 4.150 | 39.90 | 41.500 | 4.01% |
| AM3 | 1900 | BODY | 11/29/2021 | 22.7 | 21.2 | 0.10 | 5d030 | 7421 | 3.920 | 39.90 | 39.200 | -1.75% |
| P | 1900 | BODY | 12/16/2021 | 24.5 | 23.0 | 0.10 | 5d148 | 7410 | 4.180 | 39.10 | 41.800 | 6.91% |
| AM6 | 2450 | BODY | 10/18/2021 | 22.9 | 21.7 | 0.10 | 750 | 7416 | 5.370 | 51.00 | 53.700 | 5.29% |
| AM6 | 2450 | BODY | 10/20/2021 | 23.6 | 21.2 | 0.10 | 750 | 7416 | 5.160 | 51.00 | 51.600 | 1.18% |
| AM6 | 2450 | BODY | 11/05/2021 | 22.5 | 21.3 | 0.10 | 750 | 7416 | 5.370 | 51.00 | 53.700 | 5.29% |
| AM6 | 2450 | BODY | 11/08/2021 | 21.6 | 21.0 | 0.10 | 750 | 7416 | 5.360 | 51.00 | 53.600 | 5.10% |
| AM6 | 2600 | BODY | 10/18/2021 | 22.9 | 21.7 | 0.10 | 1042 | 7416 | 5.810 | 55.20 | 58.100 | 5.25% |
| AM6 | 2600 | BODY | 10/20/2021 | 23.6 | 21.2 | 0.10 | 1042 | 7416 | 5.560 | 55.20 | 55.600 | 0.72% |
| AM2 | 5250 | BODY | 11/15/2021 | 21.5 | 21.5 | 0.05 | 1123 | 7532 | 3.630 | 73.50 | 72.600 | -1.22% |
| AM2 | 5600 | BODY | 11/15/2021 | 21.5 | 21.5 | 0.05 | 1123 | 7532 | 3.740 | 73.50 | 74.800 | 1.77% |
| AM2 | 5750 | BODY | 11/15/2021 | 21.5 | 21.5 | 0.05 | 1123 | 7532 | 3.500 | 73.50 | 70.000 | -4.76% |
| B | 5800 | BODY | 12/09/2021 | 23.0 | 22.5 | 0.05 | 1191 | 7552 | 3.810 | 73.50 | 76.200 | 3.67% |

| | | | | |
|--|--|-------------------------------|---|---------------------------------|
| FCC ID: A3LSMS908E |  PCTEST Proud to be part of  | SAR EVALUATION REPORT |  | Approved by: Quality Manager |
| Document S/N: 1M2109220110-01.A3L (Rev 1) | Test Dates: 10/18/21 - 12/16/21 | DUT Type: Portable Handset | | Page 78 of 119 |

**Table 10-8
System Verification Results – 10g**

| System Verification TARGET & MEASURED | | | | | | | | | | | | |
|--|------------------------|-------------|------------|----------------|------------------|-----------------|-----------|----------|------------------------|-------------------------|-----------------------------|------------------|
| SAR System | Tissue Frequency (MHz) | Tissue Type | Date | Amb. Temp. (C) | Liquid Temp. (C) | Input Power (W) | Source SN | Probe SN | Measured SAR10g (W/kg) | 1W Target SAR10g (W/kg) | 1W Normalized SAR10g (W/kg) | Deviation10g (%) |
| AM3 | 1750 | BODY | 11/03/2021 | 21.9 | 21.4 | 0.10 | 1083 | 7421 | 2.060 | 19.70 | 20.600 | 4.57% |
| AM6 | 1750 | BODY | 11/22/2021 | 21.2 | 20.3 | 0.10 | 1083 | 7416 | 2.040 | 19.70 | 20.400 | 3.55% |
| AM3 | 1900 | BODY | 11/03/2021 | 21.9 | 21.6 | 0.10 | 5d030 | 7421 | 2.150 | 21.10 | 21.500 | 1.90% |
| AM6 | 1900 | BODY | 11/22/2021 | 21.2 | 20.3 | 0.10 | 5d030 | 7416 | 2.220 | 21.10 | 22.200 | 5.21% |
| AM3 | 1900 | BODY | 11/29/2021 | 22.7 | 21.2 | 0.10 | 5d030 | 7421 | 2.040 | 21.10 | 20.400 | -3.32% |
| P | 1900 | BODY | 12/16/2021 | 24.5 | 23.0 | 0.10 | 5d148 | 7410 | 2.160 | 20.50 | 21.600 | 5.37% |
| AM6 | 2450 | BODY | 10/27/2021 | 24.0 | 22.6 | 0.10 | 750 | 7416 | 2.530 | 24.10 | 25.300 | 4.98% |
| AM6 | 2600 | BODY | 10/27/2021 | 24.0 | 22.6 | 0.10 | 1042 | 7416 | 2.430 | 24.90 | 24.300 | -2.41% |
| J | 5250 | BODY | 12/08/2021 | 19.9 | 21.0 | 0.05 | 1057 | 7526 | 0.999 | 20.70 | 19.980 | -3.48% |
| J | 5600 | BODY | 12/08/2021 | 19.9 | 21.0 | 0.05 | 1057 | 7526 | 1.090 | 21.40 | 21.800 | 1.87% |
| J | 5750 | BODY | 12/08/2021 | 19.9 | 21.0 | 0.05 | 1057 | 7526 | 1.050 | 20.00 | 21.000 | 5.00% |
| B | 5800 | BODY | 12/09/2021 | 23.0 | 22.5 | 0.05 | 1191 | 7552 | 1.080 | 20.20 | 21.600 | 6.93% |



**Figure 10-1
System Verification Setup Diagram**



**Figure 10-2
System Verification Setup Photo**

| | | | | |
|--|------------------------------------|-------------------------------|--|---------------------------------|
| FCC ID: A3LSMS908E | Proud to be part of | SAR EVALUATION REPORT | | Approved by: Quality Manager |
| Document S/N: 1M2109220110-01.A3L (Rev 1) | Test Dates: 10/18/21 - 12/16/21 | DUT Type: Portable Handset | | Page 79 of 119 |

11 SAR DATA SUMMARY

11.1 Standalone Head SAR Data

**Table 11-1
GSM 850 Head SAR**



| MEASUREMENT RESULTS | | | | | | | | | | | | | | | |
|---|-----|---------|---------|-----------------------------|-----------------------|------------------|---|---------------|-----------------|----------------------|------------|----------|----------------|-------------------|--------|
| FREQUENCY | | Mode | Service | Maximum Allowed Power [dBm] | Conducted Power [dBm] | Power Drift [dB] | Side | Test Position | Antenna Config. | Device Serial Number | Duty Cycle | SAR (1g) | Scaling Factor | Reported SAR (1g) | Plot # |
| MHz | Ch. | | | | | | | | | | | (W/kg) | | (W/kg) | |
| 848.80 | 251 | GSM 850 | GSM | 34.0 | 33.25 | 0.05 | Right | Cheek | A | 2007R | 1:8.3 | 0.111 | 1.189 | 0.132 | |
| 848.80 | 251 | GSM 850 | GSM | 34.0 | 33.25 | 0.18 | Right | Tilt | A | 2007R | 1:8.3 | 0.073 | 1.189 | 0.087 | |
| 848.80 | 251 | GSM 850 | GSM | 34.0 | 33.25 | -0.01 | Left | Cheek | A | 2007R | 1:8.3 | 0.141 | 1.189 | 0.168 | A1 |
| 848.80 | 251 | GSM 850 | GSM | 34.0 | 33.25 | 0.00 | Left | Tilt | A | 2007R | 1:8.3 | 0.067 | 1.189 | 0.080 | |
| ANSI / IEEE C95.1 1992 - SAFETY LIMIT Spatial Peak Uncontrolled Exposure/General Population | | | | | | | Head 1.6 W/kg (mW/g) averaged over 1 gram | | | | | | | | |

**Table 11-2
GSM 1900 Head SAR**

| MEASUREMENT RESULTS | | | | | | | | | | | | | | | |
|---|-----|----------|---------|-----------------------------|-----------------------|------------------|---|---------------|-----------------|----------------------|------------|----------|----------------|-------------------|--------|
| FREQUENCY | | Mode | Service | Maximum Allowed Power [dBm] | Conducted Power [dBm] | Power Drift [dB] | Side | Test Position | Antenna Config. | Device Serial Number | Duty Cycle | SAR (1g) | Scaling Factor | Reported SAR (1g) | Plot # |
| MHz | Ch. | | | | | | | | | | | (W/kg) | | (W/kg) | |
| 1880.00 | 661 | GSM 1900 | GSM | 30.5 | 30.45 | 0.15 | Right | Cheek | A | 2006R | 1:8.3 | 0.040 | 1.012 | 0.040 | |
| 1880.00 | 661 | GSM 1900 | GSM | 30.5 | 30.45 | -0.07 | Right | Tilt | A | 2006R | 1:8.3 | 0.023 | 1.012 | 0.023 | |
| 1880.00 | 661 | GSM 1900 | GSM | 30.5 | 30.45 | 0.19 | Left | Cheek | A | 2006R | 1:8.3 | 0.058 | 1.012 | 0.059 | A2 |
| 1880.00 | 661 | GSM 1900 | GSM | 30.5 | 30.45 | -0.02 | Left | Tilt | A | 2006R | 1:8.3 | 0.034 | 1.012 | 0.034 | |
| ANSI / IEEE C95.1 1992 - SAFETY LIMIT Spatial Peak Uncontrolled Exposure/General Population | | | | | | | Head 1.6 W/kg (mW/g) averaged over 1 gram | | | | | | | | |

**Table 11-3
UMTS 850 Head SAR**

| MEASUREMENT RESULTS | | | | | | | | | | | | | | | | |
|---|------|----------|---------|-----------------------------|-----------------------|------------|---|-------|---------------|-----------------|----------------------|------------|----------|----------------|-------------------|--------|
| FREQUENCY | | Mode | Service | Maximum Allowed Power [dBm] | Conducted Power [dBm] | Tune State | Power Drift [dB] | Side | Test Position | Antenna Config. | Device Serial Number | Duty Cycle | SAR (1g) | Scaling Factor | Reported SAR (1g) | Plot # |
| MHz | Ch. | | | | | | | | | | | | (W/kg) | | (W/kg) | |
| 846.60 | 4233 | UMTS 850 | RMC | 25.0 | 24.44 | 116 | 0.09 | Right | Cheek | A | 2007R | 1:1 | 0.144 | 1.138 | 0.164 | |
| 846.60 | 4233 | UMTS 850 | RMC | 25.0 | 24.44 | 116 | 0.13 | Right | Tilt | A | 2007R | 1:1 | 0.086 | 1.138 | 0.098 | |
| 846.60 | 4233 | UMTS 850 | RMC | 25.0 | 24.44 | 116 | 0.15 | Left | Cheek | A | 2007R | 1:1 | 0.214 | 1.138 | 0.244 | A3 |
| 846.60 | 4233 | UMTS 850 | RMC | 25.0 | 24.44 | 116 | 0.11 | Left | Tilt | A | 2007R | 1:1 | 0.089 | 1.138 | 0.101 | |
| ANSI / IEEE C95.1 1992 - SAFETY LIMIT Spatial Peak Uncontrolled Exposure/General Population | | | | | | | Head 1.6 W/kg (mW/g) averaged over 1 gram | | | | | | | | | |

| | | | | |
|--|---|-------------------------------|---|---------------------------------|
| FCC ID: A3LSMS908E |  | SAR EVALUATION REPORT |  | Approved by: Quality Manager |
| Document S/N: 1M2109220110-01.A3L (Rev 1) | Test Dates: 10/18/21 - 12/16/21 | DUT Type: Portable Handset | | Page 80 of 119 |

**Table 11-4
UMTS 1750 Head SAR**




| MEASUREMENT RESULTS | | | | | | | | | | | | | | | | |
|---|------|-----------|---------|-----------------------------|-----------------------|------------|------------------|---|---------------|-----------------|----------------------|------------|----------|----------------|-------------------|--------|
| FREQUENCY | | Mode | Service | Maximum Allowed Power [dBm] | Conducted Power [dBm] | Tune State | Power Drift [dB] | Side | Test Position | Antenna Config. | Device Serial Number | Duty Cycle | SAR (1g) | Scaling Factor | Reported SAR (1g) | Plot # |
| MHz | Ch. | | | | | | | | | | | | (W/kg) | | (W/kg) | |
| 1732.40 | 1412 | UMTS 1750 | RMC | 24.0 | 23.64 | 78 | 0.19 | Right | Cheek | A | 2005R | 1:1 | 0.145 | 1.086 | 0.157 | A4 |
| 1732.40 | 1412 | UMTS 1750 | RMC | 24.0 | 23.64 | 78 | 0.13 | Right | Tilt | A | 2005R | 1:1 | 0.055 | 1.086 | 0.060 | |
| 1732.40 | 1412 | UMTS 1750 | RMC | 24.0 | 23.64 | 78 | -0.19 | Left | Cheek | A | 2005R | 1:1 | 0.093 | 1.086 | 0.101 | |
| 1732.40 | 1412 | UMTS 1750 | RMC | 24.0 | 23.64 | 78 | 0.13 | Left | Tilt | A | 2005R | 1:1 | 0.084 | 1.086 | 0.091 | |
| ANSI / IEEE C95.1 1992 - SAFETY LIMIT Spatial Peak Uncontrolled Exposure/General Population | | | | | | | | Head 1.6 W/kg (mW/g) averaged over 1 gram | | | | | | | | |

**Table 11-5
UMTS 1900 Head SAR**

| MEASUREMENT RESULTS | | | | | | | | | | | | | | | | |
|---|------|-----------|---------|-----------------------------|-----------------------|------------|------------------|---|---------------|-----------------|----------------------|------------|----------|----------------|-------------------|--------|
| FREQUENCY | | Mode | Service | Maximum Allowed Power [dBm] | Conducted Power [dBm] | Tune State | Power Drift [dB] | Side | Test Position | Antenna Config. | Device Serial Number | Duty Cycle | SAR (1g) | Scaling Factor | Reported SAR (1g) | Plot # |
| MHz | Ch. | | | | | | | | | | | | (W/kg) | | (W/kg) | |
| 1907.60 | 9538 | UMTS 1900 | RMC | 24.0 | 23.33 | 108 | 0.08 | Right | Cheek | A | 2005R | 1:1 | 0.059 | 1.167 | 0.069 | |
| 1907.60 | 9538 | UMTS 1900 | RMC | 24.0 | 23.33 | 108 | 0.14 | Right | Tilt | A | 2005R | 1:1 | 0.051 | 1.167 | 0.060 | |
| 1907.60 | 9538 | UMTS 1900 | RMC | 24.0 | 23.33 | 108 | -0.17 | Left | Cheek | A | 2005R | 1:1 | 0.096 | 1.167 | 0.112 | A5 |
| 1907.60 | 9538 | UMTS 1900 | RMC | 24.0 | 23.33 | 108 | -0.12 | Left | Tilt | A | 2005R | 1:1 | 0.046 | 1.167 | 0.054 | |
| ANSI / IEEE C95.1 1992 - SAFETY LIMIT Spatial Peak Uncontrolled Exposure/General Population | | | | | | | | Head 1.6 W/kg (mW/g) averaged over 1 gram | | | | | | | | |

**Table 11-6
LTE Band 12 Head SAR**

| MEASUREMENT RESULTS | | | | | | | | | | | | | | | | | | | | | |
|---|-------|------|-----------------|-----------------------------|-----------------------|------------|------------------|----------|------|---------------|---|------------|---------|-----------|----------------------|------------|----------|----------------|-------------------|--------|----|
| FREQUENCY | | Mode | Bandwidth [MHz] | Maximum Allowed Power [dBm] | Conducted Power [dBm] | Tune State | Power Drift [dB] | MPR [dB] | Side | Test Position | Antenna Config. | Modulation | RB Size | RB Offset | Device Serial Number | Duty Cycle | SAR (1g) | Scaling Factor | Reported SAR (1g) | Plot # | |
| MHz | Ch. | | | | | | | | | | | | | | | | (W/kg) | | (W/kg) | | |
| 707.50 | 23095 | Mid | LTE Band 12 | 10 | 25.5 | 24.71 | 1 | 0.04 | 0 | Right | Cheek | A | QPSK | 1 | 0 | 2007R | 1:1 | 0.108 | 1.199 | 0.129 | |
| 707.50 | 23095 | Mid | LTE Band 12 | 10 | 24.5 | 23.64 | 1 | 0.17 | 1 | Right | Cheek | A | QPSK | 25 | 12 | 2007R | 1:1 | 0.090 | 1.219 | 0.110 | |
| 707.50 | 23095 | Mid | LTE Band 12 | 10 | 25.5 | 24.71 | 1 | 0.20 | 0 | Right | Tilt | A | QPSK | 1 | 0 | 2007R | 1:1 | 0.052 | 1.199 | 0.062 | |
| 707.50 | 23095 | Mid | LTE Band 12 | 10 | 24.5 | 23.64 | 1 | -0.05 | 1 | Right | Tilt | A | QPSK | 25 | 12 | 2007R | 1:1 | 0.042 | 1.219 | 0.051 | |
| 707.50 | 23095 | Mid | LTE Band 12 | 10 | 25.5 | 24.71 | 1 | 0.19 | 0 | Left | Cheek | A | QPSK | 1 | 0 | 2007R | 1:1 | 0.136 | 1.199 | 0.163 | A6 |
| 707.50 | 23095 | Mid | LTE Band 12 | 10 | 24.5 | 23.64 | 1 | 0.05 | 1 | Left | Cheek | A | QPSK | 25 | 12 | 2007R | 1:1 | 0.099 | 1.219 | 0.121 | |
| 707.50 | 23095 | Mid | LTE Band 12 | 10 | 25.5 | 24.71 | 1 | 0.12 | 0 | Left | Tilt | A | QPSK | 1 | 0 | 2007R | 1:1 | 0.045 | 1.199 | 0.054 | |
| 707.50 | 23095 | Mid | LTE Band 12 | 10 | 24.5 | 23.64 | 1 | 0.17 | 1 | Left | Tilt | A | QPSK | 25 | 12 | 2007R | 1:1 | 0.037 | 1.219 | 0.045 | |
| ANSI / IEEE C95.1 1992 - SAFETY LIMIT Spatial Peak Uncontrolled Exposure/General Population | | | | | | | | | | | Head 1.6 W/kg (mW/g) averaged over 1 gram | | | | | | | | | | |

| | | | | |
|--|---|-------------------------------|---|---------------------------------|
| FCC ID: A3LSMS908E |  PCTEST Proud to be part of  | SAR EVALUATION REPORT |  | Approved by: Quality Manager |
| Document S/N: 1M2109220110-01.A3L (Rev 1) | Test Dates: 10/18/21 - 12/16/21 | DUT Type: Portable Handset | | Page 81 of 119 |

**Table 11-7
LTE Band 13 Head SAR**



| MEASUREMENT RESULTS | | | | | | | | | | | | | | | | | | | | | |
|---|-------|------|-----------------|-----------------------------|-----------------------|------------|------------------|----------|------|---------------|---|------------|---------|-----------|----------------------|------------|----------|----------------|-------------------|--------|----|
| FREQUENCY | | Mode | Bandwidth [MHz] | Maximum Allowed Power [dBm] | Conducted Power [dBm] | Tune State | Power Drift [dB] | MPR [dB] | Side | Test Position | Antenna Config. | Modulation | RB Size | RB Offset | Device Serial Number | Duty Cycle | SAR (1g) | Scaling Factor | Reported SAR (1g) | Plot # | |
| MHz | Ch. | | | | | | | | | | | | | | | | (W/kg) | | (W/kg) | | |
| 782.00 | 23230 | Mid | LTE Band 13 | 10 | 25.5 | 24.89 | 116 | 0.03 | 0 | Right | Cheek | A | QPSK | 1 | 25 | 2007R | 1:1 | 0.151 | 1.151 | 0.174 | |
| 782.00 | 23230 | Mid | LTE Band 13 | 10 | 24.5 | 23.89 | 116 | 0.08 | 1 | Right | Cheek | A | QPSK | 25 | 12 | 2007R | 1:1 | 0.121 | 1.151 | 0.139 | |
| 782.00 | 23230 | Mid | LTE Band 13 | 10 | 25.5 | 24.89 | 116 | 0.14 | 0 | Right | Tilt | A | QPSK | 1 | 25 | 2007R | 1:1 | 0.102 | 1.151 | 0.117 | |
| 782.00 | 23230 | Mid | LTE Band 13 | 10 | 24.5 | 23.89 | 116 | 0.10 | 1 | Right | Tilt | A | QPSK | 25 | 12 | 2007R | 1:1 | 0.078 | 1.151 | 0.090 | |
| 782.00 | 23230 | Mid | LTE Band 13 | 10 | 25.5 | 24.89 | 116 | 0.14 | 0 | Left | Cheek | A | QPSK | 1 | 25 | 2007R | 1:1 | 0.243 | 1.151 | 0.280 | A7 |
| 782.00 | 23230 | Mid | LTE Band 13 | 10 | 24.5 | 23.89 | 116 | 0.08 | 1 | Left | Cheek | A | QPSK | 25 | 12 | 2007R | 1:1 | 0.185 | 1.151 | 0.213 | |
| 782.00 | 23230 | Mid | LTE Band 13 | 10 | 25.5 | 24.89 | 116 | -0.05 | 0 | Left | Tilt | A | QPSK | 1 | 25 | 2007R | 1:1 | 0.107 | 1.151 | 0.123 | |
| 782.00 | 23230 | Mid | LTE Band 13 | 10 | 24.5 | 23.89 | 116 | 0.07 | 1 | Left | Tilt | A | QPSK | 25 | 12 | 2007R | 1:1 | 0.085 | 1.151 | 0.098 | |
| ANSI / IEEE C95.1 1992 - SAFETY LIMIT Spatial Peak Uncontrolled Exposure/General Population | | | | | | | | | | | Head 1.6 W/kg (mW/g) averaged over 1 gram | | | | | | | | | | |

**Table 11-8
LTE Band 26 (Cell) Head SAR**

| MEASUREMENT RESULTS | | | | | | | | | | | | | | | | | | | | | |
|---|-------|------|--------------------|-----------------------------|-----------------------|------------|------------------|----------|------|---------------|---|------------|---------|-----------|----------------------|------------|----------|----------------|-------------------|--------|----|
| FREQUENCY | | Mode | Bandwidth [MHz] | Maximum Allowed Power [dBm] | Conducted Power [dBm] | Tune State | Power Drift [dB] | MPR [dB] | Side | Test Position | Antenna Config. | Modulation | RB Size | RB Offset | Device Serial Number | Duty Cycle | SAR (1g) | Scaling Factor | Reported SAR (1g) | Plot # | |
| MHz | Ch. | | | | | | | | | | | | | | | | (W/kg) | | (W/kg) | | |
| 831.50 | 26865 | Mid | LTE Band 26 (Cell) | 15 | 25.5 | 24.68 | 116 | -0.13 | 0 | Right | Cheek | A | QPSK | 1 | 36 | 2007R | 1:1 | 0.138 | 1.208 | 0.167 | |
| 831.50 | 26865 | Mid | LTE Band 26 (Cell) | 15 | 24.5 | 23.52 | 116 | 0.04 | 1 | Right | Cheek | A | QPSK | 36 | 37 | 2007R | 1:1 | 0.111 | 1.253 | 0.139 | |
| 831.50 | 26865 | Mid | LTE Band 26 (Cell) | 15 | 25.5 | 24.68 | 116 | 0.12 | 0 | Right | Tilt | A | QPSK | 1 | 36 | 2007R | 1:1 | 0.077 | 1.208 | 0.093 | |
| 831.50 | 26865 | Mid | LTE Band 26 (Cell) | 15 | 24.5 | 23.52 | 116 | 0.19 | 1 | Right | Tilt | A | QPSK | 36 | 37 | 2007R | 1:1 | 0.066 | 1.253 | 0.083 | |
| 831.50 | 26865 | Mid | LTE Band 26 (Cell) | 15 | 25.5 | 24.68 | 116 | 0.09 | 0 | Left | Cheek | A | QPSK | 1 | 36 | 2007R | 1:1 | 0.187 | 1.208 | 0.226 | A8 |
| 831.50 | 26865 | Mid | LTE Band 26 (Cell) | 15 | 24.5 | 23.52 | 116 | 0.01 | 1 | Left | Cheek | A | QPSK | 36 | 37 | 2007R | 1:1 | 0.144 | 1.253 | 0.180 | |
| 831.50 | 26865 | Mid | LTE Band 26 (Cell) | 15 | 25.5 | 24.68 | 116 | 0.09 | 0 | Left | Tilt | A | QPSK | 1 | 36 | 2007R | 1:1 | 0.083 | 1.208 | 0.100 | |
| 831.50 | 26865 | Mid | LTE Band 26 (Cell) | 15 | 24.5 | 23.52 | 116 | 0.01 | 1 | Left | Tilt | A | QPSK | 36 | 37 | 2007R | 1:1 | 0.067 | 1.253 | 0.084 | |
| ANSI / IEEE C95.1 1992 - SAFETY LIMIT Spatial Peak Uncontrolled Exposure/General Population | | | | | | | | | | | Head 1.6 W/kg (mW/g) averaged over 1 gram | | | | | | | | | | |

**Table 11-9
LTE Band 66 (AWS) Head SAR**

| MEASUREMENT RESULTS | | | | | | | | | | | | | | | | | | | | | |
|---|--------|------|-------------------|-----------------------------|-----------------------|------------|------------------|----------|------|---------------|---|------------|---------|-----------|----------------------|------------|----------|----------------|-------------------|--------|----|
| FREQUENCY | | Mode | Bandwidth [MHz] | Maximum Allowed Power [dBm] | Conducted Power [dBm] | Tune State | Power Drift [dB] | MPR [dB] | Side | Test Position | Antenna Config. | Modulation | RB Size | RB Offset | Device Serial Number | Duty Cycle | SAR (1g) | Scaling Factor | Reported SAR (1g) | Plot # | |
| MHz | Ch. | | | | | | | | | | | | | | | | (W/kg) | | (W/kg) | | |
| 1770.00 | 132572 | High | LTE Band 66 (AWS) | 20 | 23.0 | 22.81 | 26 | 0.00 | 0 | Right | Cheek | A | QPSK | 1 | 50 | 1445M | 1:1 | 0.084 | 1.045 | 0.088 | A9 |
| 1770.00 | 132572 | High | LTE Band 66 (AWS) | 20 | 22.0 | 21.83 | 26 | -0.02 | 1 | Right | Cheek | A | QPSK | 50 | 25 | 1445M | 1:1 | 0.068 | 1.040 | 0.071 | |
| 1770.00 | 132572 | High | LTE Band 66 (AWS) | 20 | 23.0 | 22.81 | 26 | -0.02 | 0 | Right | Tilt | A | QPSK | 1 | 50 | 1445M | 1:1 | 0.062 | 1.045 | 0.065 | |
| 1770.00 | 132572 | High | LTE Band 66 (AWS) | 20 | 22.0 | 21.83 | 26 | -0.03 | 1 | Right | Tilt | A | QPSK | 50 | 25 | 1445M | 1:1 | 0.044 | 1.040 | 0.046 | |
| 1770.00 | 132572 | High | LTE Band 66 (AWS) | 20 | 23.0 | 22.81 | 26 | 0.15 | 0 | Left | Cheek | A | QPSK | 1 | 50 | 1445M | 1:1 | 0.056 | 1.045 | 0.059 | |
| 1770.00 | 132572 | High | LTE Band 66 (AWS) | 20 | 22.0 | 21.83 | 26 | -0.04 | 1 | Left | Cheek | A | QPSK | 50 | 25 | 1445M | 1:1 | 0.043 | 1.040 | 0.045 | |
| 1770.00 | 132572 | High | LTE Band 66 (AWS) | 20 | 23.0 | 22.81 | 26 | -0.02 | 0 | Left | Tilt | A | QPSK | 1 | 50 | 1445M | 1:1 | 0.059 | 1.045 | 0.062 | |
| 1770.00 | 132572 | High | LTE Band 66 (AWS) | 20 | 22.0 | 21.83 | 26 | 0.00 | 1 | Left | Tilt | A | QPSK | 50 | 25 | 1445M | 1:1 | 0.049 | 1.040 | 0.051 | |
| ANSI / IEEE C95.1 1992 - SAFETY LIMIT Spatial Peak Uncontrolled Exposure/General Population | | | | | | | | | | | Head 1.6 W/kg (mW/g) averaged over 1 gram | | | | | | | | | | |

| | | | | |
|--|---|-------------------------------|---|---------------------------------|
| FCC ID: A3LSMS908E |  | SAR EVALUATION REPORT |  | Approved by: Quality Manager |
| Document S/N: 1M2109220110-01.A3L (Rev 1) | Test Dates: 10/18/21 - 12/16/21 | DUT Type: Portable Handset | | Page 82 of 119 |

**Table 11-10
LTE Band 4 (AWS) Head SAR**



| MEASUREMENT RESULTS | | | | | | | | | | | | | | | | | | | | |
|---|-------|------|------------------|-----------------------------|-----------------------|------------------|----------|------|---------------|---|------------|---------|-----------|----------------------|------------|-----------------|----------------|--------------------------|--------|-----|
| FREQUENCY | | Mode | Bandwidth [MHz] | Maximum Allowed Power [dBm] | Conducted Power [dBm] | Power Drift [dB] | MPR [dB] | Side | Test Position | Antenna Config. | Modulation | RB Size | RB Offset | Device Serial Number | Duty Cycle | SAR (1g) (W/kg) | Scaling Factor | Reported SAR (1g) (W/kg) | Plot # | |
| MHz | Ch. | | | | | | | | | | | | | | | | | | | |
| 1732.50 | 20175 | Mid | LTE Band 4 (AWS) | 20 | 17.0 | 16.16 | -0.02 | 0 | Right | Cheek | J | QPSK | 1 | 50 | 2674M | 1:1 | 0.240 | 1.213 | 0.291 | |
| 1732.50 | 20175 | Mid | LTE Band 4 (AWS) | 20 | 17.0 | 16.21 | -0.02 | 0 | Right | Cheek | J | QPSK | 50 | 25 | 2674M | 1:1 | 0.238 | 1.199 | 0.285 | |
| 1732.50 | 20175 | Mid | LTE Band 4 (AWS) | 20 | 17.0 | 16.16 | 0.08 | 0 | Right | Tilt | J | QPSK | 1 | 50 | 2674M | 1:1 | 0.316 | 1.213 | 0.383 | |
| 1732.50 | 20175 | Mid | LTE Band 4 (AWS) | 20 | 17.0 | 16.21 | -0.01 | 0 | Right | Tilt | J | QPSK | 50 | 25 | 2674M | 1:1 | 0.301 | 1.199 | 0.361 | |
| 1732.50 | 20175 | Mid | LTE Band 4 (AWS) | 20 | 17.0 | 16.16 | 0.00 | 0 | Left | Cheek | J | QPSK | 1 | 50 | 2674M | 1:1 | 0.416 | 1.213 | 0.505 | |
| 1732.50 | 20175 | Mid | LTE Band 4 (AWS) | 20 | 17.0 | 16.21 | -0.01 | 0 | Left | Cheek | J | QPSK | 50 | 25 | 2674M | 1:1 | 0.409 | 1.199 | 0.490 | |
| 1732.50 | 20175 | Mid | LTE Band 4 (AWS) | 20 | 17.0 | 16.16 | -0.01 | 0 | Left | Tilt | J | QPSK | 1 | 50 | 2674M | 1:1 | 0.472 | 1.213 | 0.573 | A10 |
| 1732.50 | 20175 | Mid | LTE Band 4 (AWS) | 20 | 17.0 | 16.21 | 0.06 | 0 | Left | Tilt | J | QPSK | 50 | 25 | 2674M | 1:1 | 0.467 | 1.199 | 0.560 | |
| ANSI / IEEE C95.1 1992 - SAFETY LIMIT Spatial Peak Uncontrolled Exposure/General Population | | | | | | | | | | Head 1.6 W/kg (mW/g) averaged over 1 gram | | | | | | | | | | |

**Table 11-11
LTE Band 25 (PCS) Head SAR**

| MEASUREMENT RESULTS | | | | | | | | | | | | | | | | | | | | | |
|---|-------|------|-------------------|-----------------------------|-----------------------|------------|------------------|----------|------|---|-----------------|------------|---------|-----------|----------------------|------------|-----------------|----------------|--------------------------|--------|-----|
| FREQUENCY | | Mode | Bandwidth [MHz] | Maximum Allowed Power [dBm] | Conducted Power [dBm] | Tune State | Power Drift [dB] | MPR [dB] | Side | Test Position | Antenna Config. | Modulation | RB Size | RB Offset | Device Serial Number | Duty Cycle | SAR (1g) (W/kg) | Scaling Factor | Reported SAR (1g) (W/kg) | Plot # | |
| MHz | Ch. | | | | | | | | | | | | | | | | | | | | |
| 1905.00 | 26590 | High | LTE Band 25 (PCS) | 20 | 23.5 | 22.40 | 7 | -0.08 | 0 | Right | Cheek | A | QPSK | 1 | 50 | 1451M | 1:1 | 0.041 | 1.288 | 0.053 | |
| 1905.00 | 26590 | High | LTE Band 25 (PCS) | 20 | 22.5 | 21.32 | 7 | 0.11 | 1 | Right | Cheek | A | QPSK | 50 | 25 | 1451M | 1:1 | 0.031 | 1.312 | 0.041 | |
| 1905.00 | 26590 | High | LTE Band 25 (PCS) | 20 | 23.5 | 22.40 | 53 | 0.01 | 0 | Right | Tilt | A | QPSK | 1 | 50 | 1451M | 1:1 | 0.024 | 1.288 | 0.031 | |
| 1905.00 | 26590 | High | LTE Band 25 (PCS) | 20 | 22.5 | 21.32 | 53 | -0.07 | 1 | Right | Tilt | A | QPSK | 50 | 25 | 1451M | 1:1 | 0.016 | 1.312 | 0.021 | |
| 1905.00 | 26590 | High | LTE Band 25 (PCS) | 20 | 23.5 | 22.40 | 2 | 0.00 | 0 | Left | Cheek | A | QPSK | 1 | 50 | 1451M | 1:1 | 0.084 | 1.288 | 0.108 | A11 |
| 1905.00 | 26590 | High | LTE Band 25 (PCS) | 20 | 22.5 | 21.32 | 2 | 0.02 | 1 | Left | Cheek | A | QPSK | 50 | 25 | 1451M | 1:1 | 0.064 | 1.312 | 0.084 | |
| 1905.00 | 26590 | High | LTE Band 25 (PCS) | 20 | 23.5 | 22.40 | 7 | -0.09 | 0 | Left | Tilt | A | QPSK | 1 | 50 | 1451M | 1:1 | 0.033 | 1.288 | 0.043 | |
| 1905.00 | 26590 | High | LTE Band 25 (PCS) | 20 | 22.5 | 21.32 | 7 | -0.15 | 1 | Left | Tilt | A | QPSK | 50 | 25 | 1451M | 1:1 | 0.025 | 1.312 | 0.033 | |
| ANSI / IEEE C95.1 1992 - SAFETY LIMIT Spatial Peak Uncontrolled Exposure/General Population | | | | | | | | | | Head 1.6 W/kg (mW/g) averaged over 1 gram | | | | | | | | | | | |

**Table 11-12
LTE Band 2 Head SAR**

| MEASUREMENT RESULTS | | | | | | | | | | | | | | | | | | | | | |
|---|-------|------|------------------|-----------------------------|-----------------------|------------|------------------|----------|------|---|-----------------|------------|---------|-----------|----------------------|------------|-----------------|----------------|--------------------------|--------|-----|
| FREQUENCY | | Mode | Bandwidth [MHz] | Maximum Allowed Power [dBm] | Conducted Power [dBm] | Tune State | Power Drift [dB] | MPR [dB] | Side | Test Position | Antenna Config. | Modulation | RB Size | RB Offset | Device Serial Number | Duty Cycle | SAR (1g) (W/kg) | Scaling Factor | Reported SAR (1g) (W/kg) | Plot # | |
| MHz | Ch. | | | | | | | | | | | | | | | | | | | | |
| 1900.00 | 19100 | High | LTE Band 2 (PCS) | 20 | 23.0 | 21.71 | 108 | 0.04 | 0 | Right | Cheek | A | QPSK | 1 | 50 | 1451M | 1:1 | 0.036 | 1.346 | 0.048 | |
| 1900.00 | 19100 | High | LTE Band 2 (PCS) | 20 | 22.0 | 20.65 | 108 | -0.17 | 1 | Right | Cheek | A | QPSK | 50 | 25 | 1451M | 1:1 | 0.030 | 1.365 | 0.041 | |
| 1900.00 | 19100 | High | LTE Band 2 (PCS) | 20 | 23.0 | 21.71 | 108 | -0.13 | 0 | Right | Tilt | A | QPSK | 1 | 50 | 1451M | 1:1 | 0.021 | 1.346 | 0.028 | |
| 1900.00 | 19100 | High | LTE Band 2 (PCS) | 20 | 22.0 | 20.65 | 108 | -0.14 | 1 | Right | Tilt | A | QPSK | 50 | 25 | 1451M | 1:1 | 0.016 | 1.365 | 0.022 | |
| 1900.00 | 19100 | High | LTE Band 2 (PCS) | 20 | 23.0 | 21.71 | 2 | 0.02 | 0 | Left | Cheek | A | QPSK | 1 | 50 | 1451M | 1:1 | 0.075 | 1.346 | 0.101 | A12 |
| 1900.00 | 19100 | High | LTE Band 2 (PCS) | 20 | 22.0 | 20.65 | 2 | -0.08 | 1 | Left | Cheek | A | QPSK | 50 | 25 | 1451M | 1:1 | 0.054 | 1.365 | 0.074 | |
| 1900.00 | 19100 | High | LTE Band 2 (PCS) | 20 | 23.0 | 21.71 | 2 | 0.12 | 0 | Left | Tilt | A | QPSK | 1 | 50 | 1451M | 1:1 | 0.041 | 1.346 | 0.055 | |
| 1900.00 | 19100 | High | LTE Band 2 (PCS) | 20 | 22.0 | 20.65 | 2 | -0.02 | 1 | Left | Tilt | A | QPSK | 50 | 25 | 1451M | 1:1 | 0.032 | 1.365 | 0.044 | |
| ANSI / IEEE C95.1 1992 - SAFETY LIMIT Spatial Peak Uncontrolled Exposure/General Population | | | | | | | | | | Head 1.6 W/kg (mW/g) averaged over 1 gram | | | | | | | | | | | |

| | | | | |
|--|---|-------------------------------|---|---------------------------------|
| FCC ID: A3LSMS908E |  PCTEST Proud to be part of element | SAR EVALUATION REPORT |  | Approved by: Quality Manager |
| Document S/N: 1M2109220110-01.A3L (Rev 1) | Test Dates: 10/18/21 - 12/16/21 | DUT Type: Portable Handset | | Page 83 of 119 |

**Table 11-13
LTE Band 41 Head SAR**




| MEASUREMENT RESULTS | | | | | | | | | | | | | | | | | | | | | |
|---|-----------|-------|------|-----------------|-----------------------------|-----------------------|------------------|----------|------|---------------|-----------------|------------|---|-----------|----------------------|------------|----------|----------------|-------------------|--------|-----|
| Power Class | FREQUENCY | | Mode | Bandwidth [MHz] | Maximum Allowed Power [dBm] | Conducted Power [dBm] | Power Drift [dB] | MPR [dB] | Side | Test Position | Antenna Config. | Modulation | RB Size | RB Offset | Device Serial Number | Duty Cycle | SAR (1g) | Scaling Factor | Reported SAR (1g) | Plot # | |
| | MHz | Ch. | | | | | | | | | | | | | | | (W/kg) | | (W/kg) | | |
| Power Class 3 | 2506.00 | 39750 | Low | LTE Band 41 | 20 | 25.0 | 24.91 | -0.04 | 0 | Right | Cheek | B | QPSK | 1 | 50 | 2003R | 1:1.58 | 0.025 | 1.021 | 0.026 | |
| Power Class 3 | 2506.00 | 39750 | Low | LTE Band 41 | 20 | 24.0 | 23.80 | -0.10 | 1 | Right | Cheek | B | QPSK | 50 | 0 | 2003R | 1:1.58 | 0.027 | 1.047 | 0.028 | |
| Power Class 3 | 2506.00 | 39750 | Low | LTE Band 41 | 20 | 25.0 | 24.91 | 0.02 | 0 | Right | Tilt | B | QPSK | 1 | 50 | 2003R | 1:1.58 | 0.031 | 1.021 | 0.032 | |
| Power Class 3 | 2506.00 | 39750 | Low | LTE Band 41 | 20 | 24.0 | 23.80 | -0.03 | 1 | Right | Tilt | B | QPSK | 50 | 0 | 2003R | 1:1.58 | 0.024 | 1.047 | 0.025 | |
| Power Class 3 | 2506.00 | 39750 | Low | LTE Band 41 | 20 | 25.0 | 24.91 | -0.20 | 0 | Left | Cheek | B | QPSK | 1 | 50 | 2003R | 1:1.58 | 0.036 | 1.021 | 0.037 | |
| Power Class 3 | 2506.00 | 39750 | Low | LTE Band 41 | 20 | 24.0 | 23.80 | -0.09 | 1 | Left | Cheek | B | QPSK | 50 | 0 | 2003R | 1:1.58 | 0.032 | 1.047 | 0.034 | |
| Power Class 3 | 2506.00 | 39750 | Low | LTE Band 41 | 20 | 25.0 | 24.91 | -0.09 | 0 | Left | Tilt | B | QPSK | 1 | 50 | 2003R | 1:1.58 | 0.044 | 1.021 | 0.045 | |
| Power Class 3 | 2506.00 | 39750 | Low | LTE Band 41 | 20 | 24.0 | 23.80 | 0.01 | 1 | Left | Tilt | B | QPSK | 50 | 0 | 2003R | 1:1.58 | 0.034 | 1.047 | 0.036 | |
| Power Class 2 | 2506.00 | 39750 | Low | LTE Band 41 | 20 | 27.5 | 27.27 | 0.15 | 0 | Left | Tilt | B | QPSK | 1 | 50 | 2003R | 1:2.31 | 0.052 | 1.054 | 0.055 | A13 |
| ANSI / IEEE C95.1 1992 - SAFETY LIMIT Spatial Peak Uncontrolled Exposure/General Population | | | | | | | | | | | | | Head 1.6 W/kg (mW/g) averaged over 1 gram | | | | | | | | |

**Table 11-14
NR Band n5 Head SAR**

| MEASUREMENT RESULTS | | | | | | | | | | | | | | | | | | | | | | |
|---|--------|------|-------------------|-----------------------------|-----------------------|-----------------|------------------|----------|------|---------------|------------|----------|---|---------|-----------|---------------|------------|----------|----------------|-------------------|--------|-----|
| MHz | Ch. | Mode | Bandwidth [MHz] | Maximum Allowed Power [dBm] | Conducted Power [dBm] | Antenna Config. | Power Drift [dB] | MPR [dB] | Side | Test Position | Tune State | Waveform | Modulation | RB Size | RB Offset | Serial Number | Duty Cycle | SAR (1g) | Scaling Factor | Reported SAR (1g) | Plot # | |
| | | | | | | | | | | | | | | | | | | (W/kg) | | (W/kg) | | |
| 836.50 | 167300 | Mid | NR Band n5 (Cell) | 20 | 25.5 | 24.89 | A | 0.00 | 0 | Right | Cheek | 116 | DFT-S-OFDM | QPSK | 1 | 1 | 1423M | 1:1 | 0.114 | 1.151 | 0.131 | |
| 836.50 | 167300 | Mid | NR Band n5 (Cell) | 20 | 25.5 | 24.78 | A | -0.05 | 0 | Right | Cheek | 116 | DFT-S-OFDM | QPSK | 50 | 28 | 1423M | 1:1 | 0.113 | 1.180 | 0.133 | |
| 836.50 | 167300 | Mid | NR Band n5 (Cell) | 20 | 25.5 | 24.89 | A | 0.02 | 0 | Right | Tilt | 116 | DFT-S-OFDM | QPSK | 1 | 1 | 1423M | 1:1 | 0.085 | 1.151 | 0.098 | |
| 836.50 | 167300 | Mid | NR Band n5 (Cell) | 20 | 25.5 | 24.78 | A | 0.05 | 0 | Right | Tilt | 116 | DFT-S-OFDM | QPSK | 50 | 28 | 1423M | 1:1 | 0.084 | 1.180 | 0.099 | |
| 836.50 | 167300 | Mid | NR Band n5 (Cell) | 20 | 25.5 | 24.89 | A | -0.07 | 0 | Left | Cheek | 116 | DFT-S-OFDM | QPSK | 1 | 1 | 1423M | 1:1 | 0.144 | 1.151 | 0.166 | |
| 836.50 | 167300 | Mid | NR Band n5 (Cell) | 20 | 25.5 | 24.78 | A | -0.03 | 0 | Left | Cheek | 116 | DFT-S-OFDM | QPSK | 50 | 28 | 1423M | 1:1 | 0.163 | 1.180 | 0.192 | A14 |
| 836.50 | 167300 | Mid | NR Band n5 (Cell) | 20 | 24.0 | 23.90 | A | -0.01 | 1.5 | Left | Cheek | 116 | CP-OFDM | QPSK | 1 | 1 | 1423M | 1:1 | 0.112 | 1.023 | 0.115 | |
| 836.50 | 167300 | Mid | NR Band n5 (Cell) | 20 | 25.5 | 24.89 | A | 0.02 | 0 | Left | Tilt | 116 | DFT-S-OFDM | QPSK | 1 | 1 | 1423M | 1:1 | 0.082 | 1.151 | 0.094 | |
| 836.50 | 167300 | Mid | NR Band n5 (Cell) | 20 | 25.5 | 24.78 | A | -0.03 | 0 | Left | Tilt | 116 | DFT-S-OFDM | QPSK | 50 | 28 | 1423M | 1:1 | 0.090 | 1.180 | 0.106 | |
| ANSI / IEEE C95.1 1992 - SAFETY LIMIT Spatial Peak Uncontrolled Exposure/General Population | | | | | | | | | | | | | Head 1.6 W/kg (mW/g) averaged over 1 gram | | | | | | | | | |

**Table 11-15
NR Band n66 Head SAR**

| MEASUREMENT RESULTS | | | | | | | | | | | | | | | | | | | | | | |
|---|--------|------|-------------------|-----------------------------|-----------------------|-----------------|------------------|----------|------|---------------|------------|----------|---|---------|-----------|---------------|------------|----------|----------------|-------------------|--------|-----|
| MHz | Ch. | Mode | Bandwidth [MHz] | Maximum Allowed Power [dBm] | Conducted Power [dBm] | Antenna Config. | Power Drift [dB] | MPR [dB] | Side | Test Position | Tune State | Waveform | Modulation | RB Size | RB Offset | Serial Number | Duty Cycle | SAR (1g) | Scaling Factor | Reported SAR (1g) | Plot # | |
| | | | | | | | | | | | | | | | | | | (W/kg) | | (W/kg) | | |
| 1770.00 | 354000 | High | NR Band n66 (AWS) | 20 | 24.0 | 22.50 | A | 0.14 | 0 | Right | Cheek | 26 | DFT-S-OFDM | QPSK | 1 | 104 | 1451M | 1:1 | 0.059 | 1.413 | 0.083 | |
| 1770.00 | 354000 | High | NR Band n66 (AWS) | 20 | 24.0 | 22.38 | A | -0.05 | 0 | Right | Cheek | 26 | DFT-S-OFDM | QPSK | 50 | 28 | 1451M | 1:1 | 0.059 | 1.452 | 0.086 | |
| 1770.00 | 354000 | High | NR Band n66 (AWS) | 20 | 22.5 | 21.83 | A | -0.13 | 1.5 | Right | Cheek | 26 | CP-OFDM | QPSK | 1 | 1 | 1451M | 1:1 | 0.019 | 1.167 | 0.022 | |
| 1770.00 | 354000 | High | NR Band n66 (AWS) | 20 | 24.0 | 22.50 | A | -0.14 | 0 | Right | Tilt | 26 | DFT-S-OFDM | QPSK | 1 | 104 | 1451M | 1:1 | 0.005 | 1.413 | 0.007 | |
| 1770.00 | 354000 | High | NR Band n66 (AWS) | 20 | 24.0 | 22.38 | A | 0.12 | 0 | Right | Tilt | 26 | DFT-S-OFDM | QPSK | 50 | 28 | 1451M | 1:1 | 0.006 | 1.452 | 0.009 | |
| 1770.00 | 354000 | High | NR Band n66 (AWS) | 20 | 24.0 | 22.50 | A | -0.18 | 0 | Left | Cheek | 26 | DFT-S-OFDM | QPSK | 1 | 104 | 1451M | 1:1 | 0.009 | 1.413 | 0.013 | |
| 1770.00 | 354000 | High | NR Band n66 (AWS) | 20 | 24.0 | 22.38 | A | -0.04 | 0 | Left | Cheek | 26 | DFT-S-OFDM | QPSK | 50 | 28 | 1451M | 1:1 | 0.011 | 1.452 | 0.016 | |
| 1770.00 | 354000 | High | NR Band n66 (AWS) | 20 | 24.0 | 22.50 | A | -0.16 | 0 | Left | Tilt | 26 | DFT-S-OFDM | QPSK | 1 | 104 | 1451M | 1:1 | 0.006 | 1.413 | 0.008 | |
| 1770.00 | 354000 | High | NR Band n66 (AWS) | 20 | 24.0 | 22.38 | A | 0.16 | 0 | Left | Tilt | 26 | DFT-S-OFDM | QPSK | 50 | 28 | 1451M | 1:1 | 0.010 | 1.452 | 0.015 | |
| 1770.00 | 354000 | High | NR Band n66 (AWS) | 20 | 20.0 | 19.12 | J | 0.01 | 0 | Right | Cheek | N/A | DFT-S-OFDM | QPSK | 1 | 104 | 1424M | 1:1 | 0.399 | 1.225 | 0.489 | |
| 1770.00 | 354000 | High | NR Band n66 (AWS) | 20 | 20.0 | 19.01 | J | 0.07 | 0 | Right | Cheek | N/A | DFT-S-OFDM | QPSK | 50 | 56 | 1424M | 1:1 | 0.371 | 1.256 | 0.468 | |
| 1770.00 | 354000 | High | NR Band n66 (AWS) | 20 | 20.0 | 19.12 | J | 0.00 | 0 | Right | Tilt | N/A | DFT-S-OFDM | QPSK | 1 | 104 | 1424M | 1:1 | 0.486 | 1.225 | 0.595 | |
| 1770.00 | 354000 | High | NR Band n66 (AWS) | 20 | 20.0 | 19.01 | J | -0.01 | 0 | Right | Tilt | N/A | DFT-S-OFDM | QPSK | 50 | 56 | 1424M | 1:1 | 0.468 | 1.256 | 0.585 | |
| 1770.00 | 354000 | High | NR Band n66 (AWS) | 20 | 20.0 | 19.12 | J | 0.00 | 0 | Left | Cheek | N/A | DFT-S-OFDM | QPSK | 1 | 104 | 1424M | 1:1 | 0.599 | 1.225 | 0.734 | |
| 1770.00 | 354000 | High | NR Band n66 (AWS) | 20 | 20.0 | 19.01 | J | 0.00 | 0 | Left | Cheek | N/A | DFT-S-OFDM | QPSK | 50 | 56 | 1424M | 1:1 | 0.594 | 1.256 | 0.746 | |
| 1770.00 | 354000 | High | NR Band n66 (AWS) | 20 | 20.0 | 19.12 | J | -0.04 | 0 | Left | Tilt | N/A | DFT-S-OFDM | QPSK | 1 | 104 | 1424M | 1:1 | 0.609 | 1.225 | 0.746 | |
| 1720.00 | 344000 | Low | NR Band n66 (AWS) | 20 | 20.0 | 18.92 | J | -0.01 | 0 | Left | Tilt | N/A | DFT-S-OFDM | QPSK | 50 | 56 | 1424M | 1:1 | 0.660 | 1.282 | 0.846 | |
| 1745.00 | 349000 | Mid | NR Band n66 (AWS) | 20 | 20.0 | 18.84 | J | 0.01 | 0 | Left | Tilt | N/A | DFT-S-OFDM | QPSK | 50 | 56 | 1424M | 1:1 | 0.661 | 1.306 | 0.863 | |
| 1770.00 | 354000 | High | NR Band n66 (AWS) | 20 | 20.0 | 19.01 | J | 0.07 | 0 | Left | Tilt | N/A | DFT-S-OFDM | QPSK | 50 | 56 | 1424M | 1:1 | 0.640 | 1.256 | 0.804 | |
| 1770.00 | 354000 | High | NR Band n66 (AWS) | 20 | 20.0 | 19.00 | J | -0.02 | 0 | Left | Tilt | N/A | DFT-S-OFDM | QPSK | 100 | 0 | 1424M | 1:1 | 0.716 | 1.259 | 0.901 | A15 |
| 1770.00 | 354000 | High | NR Band n66 (AWS) | 20 | 20.0 | 18.92 | J | 0.01 | 0 | Left | Tilt | N/A | CP-OFDM | QPSK | 1 | 1 | 1424M | 1:1 | 0.690 | 1.282 | 0.885 | |
| ANSI / IEEE C95.1 1992 - SAFETY LIMIT Spatial Peak Uncontrolled Exposure/General Population | | | | | | | | | | | | | Head 1.6 W/kg (mW/g) averaged over 1 gram | | | | | | | | | |

| | | | | |
|--|--|-------------------------------|---|---------------------------------|
| FCC ID: A3LSMS908E |  Proud to be part of  | SAR EVALUATION REPORT |  | Approved by: Quality Manager |
| Document S/N: 1M2109220110-01.A3L (Rev 1) | Test Dates: 10/18/21 - 12/16/21 | DUT Type: Portable Handset | | Page 84 of 119 |

**Table 11-16
DTS Head SISO SAR**

| MEASUREMENT RESULTS | | | | | | | | | | | | | | | | | | | |
|---|-----|---------|---------|-----------------|-----------------------------|-----------------------|------------------|-------|---------------|---|----------------------|------------------|----------------|-----------------------|----------|------------------------|-----------------------------|-------------------|--------|
| FREQUENCY | | Mode | Service | Bandwidth [MHz] | Maximum Allowed Power [dBm] | Conducted Power [dBm] | Power Drift [dB] | Side | Test Position | Antenna Config. | Device Serial Number | Data Rate (Mbps) | Duty Cycle (%) | Peak SAR of Area Scan | SAR (1g) | Scaling Factor (Power) | Scaling Factor (Duty Cycle) | Reported SAR (1g) | Plot # |
| MHz | Ch. | | | | | | | | | | | | | W/kg | (W/kg) | | | (W/kg) | |
| 2437 | 6 | 802.11b | DSSS | 22 | 17.0 | 16.99 | 0.00 | Right | Cheek | 1 | 0841M | 1 | 99.8 | 0.076 | 0.062 | 1.002 | 1.002 | 0.062 | |
| 2437 | 6 | 802.11b | DSSS | 22 | 17.0 | 16.99 | -0.12 | Right | Tilt | 1 | 0841M | 1 | 99.8 | 0.046 | 0.036 | 1.002 | 1.002 | 0.036 | |
| 2437 | 6 | 802.11b | DSSS | 22 | 17.0 | 16.99 | 0.03 | Left | Cheek | 1 | 0841M | 1 | 99.8 | 0.058 | 0.047 | 1.002 | 1.002 | 0.047 | |
| 2437 | 6 | 802.11b | DSSS | 22 | 17.0 | 16.99 | -0.09 | Left | Tilt | 1 | 0841M | 1 | 99.8 | 0.043 | 0.034 | 1.002 | 1.002 | 0.034 | |
| 2462 | 11 | 802.11b | DSSS | 22 | 17.0 | 16.95 | 0.02 | Right | Cheek | 2 | 0841M | 1 | 99.8 | 0.434 | 0.299 | 1.012 | 1.002 | 0.303 | |
| 2462 | 11 | 802.11b | DSSS | 22 | 17.0 | 16.95 | 0.02 | Right | Tilt | 2 | 0841M | 1 | 99.8 | 0.119 | 0.089 | 1.012 | 1.002 | 0.090 | |
| 2462 | 11 | 802.11b | DSSS | 22 | 17.0 | 16.95 | -0.02 | Left | Cheek | 2 | 0841M | 1 | 99.8 | 0.176 | 0.131 | 1.012 | 1.002 | 0.133 | |
| 2462 | 11 | 802.11b | DSSS | 22 | 17.0 | 16.95 | 0.02 | Left | Tilt | 2 | 0841M | 1 | 99.8 | 0.057 | 0.042 | 1.012 | 1.002 | 0.043 | |
| ANSI / IEEE C95.1 1992 - SAFETY LIMIT Spatial Peak Uncontrolled Exposure/General Population | | | | | | | | | | Head 1.6 W/kg (mW/g) averaged over 1 gram | | | | | | | | | |

**Table 11-17
DTS Head MIMO SAR**



| MEASUREMENT RESULTS | | | | | | | | | | | | | | | | | | | | | |
|---|-----|---------|---------|-----------------|-------------------------------------|-------------------------------|-------------------------------------|-------------------------------|------------------|---|---------------|-----------------|----------------------|------------------|----------------|-----------------------|----------|------------------------|-----------------------------|-------------------|--------|
| FREQUENCY | | Mode | Service | Bandwidth [MHz] | Maximum Allowed Power (Ant 1) [dBm] | Conducted Power (Ant 1) [dBm] | Maximum Allowed Power (Ant 2) [dBm] | Conducted Power (Ant 2) [dBm] | Power Drift [dB] | Side | Test Position | Antenna Config. | Device Serial Number | Data Rate (Mbps) | Duty Cycle (%) | Peak SAR of Area Scan | SAR (1g) | Scaling Factor (Power) | Scaling Factor (Duty Cycle) | Reported SAR (1g) | Plot # |
| MHz | Ch. | | | | | | | | | | | | | | | W/kg | (W/kg) | | | (W/kg) | |
| 2437 | 6 | 802.11n | OFDM | 20 | 17.0 | 16.30 | 17.0 | 16.65 | 0.12 | Right | Cheek | MIMO | 0841M | 13 | 98.0 | 0.452 | 0.357 | 1.175 | 1.020 | 0.428 | A16 |
| 2437 | 6 | 802.11n | OFDM | 20 | 17.0 | 16.30 | 17.0 | 16.65 | -0.07 | Right | Tilt | MIMO | 0841M | 13 | 98.0 | 0.146 | 0.113 | 1.175 | 1.020 | 0.135 | |
| 2437 | 6 | 802.11n | OFDM | 20 | 17.0 | 16.30 | 17.0 | 16.65 | -0.03 | Left | Cheek | MIMO | 0841M | 13 | 98.0 | 0.209 | 0.155 | 1.175 | 1.020 | 0.186 | |
| 2437 | 6 | 802.11n | OFDM | 20 | 17.0 | 16.30 | 17.0 | 16.65 | -0.04 | Left | Tilt | MIMO | 0841M | 13 | 98.0 | 0.079 | 0.065 | 1.175 | 1.020 | 0.078 | |
| ANSI / IEEE C95.1 1992 - SAFETY LIMIT Spatial Peak Uncontrolled Exposure/General Population | | | | | | | | | | Head 1.6 W/kg (mW/g) averaged over 1 gram | | | | | | | | | | | |

Note: To achieve the 20.0 dBm maximum allowed MIMO power shown in the documentation, each antenna transmits at a maximum allowed power of 17.0 dBm.

**Table 11-18
NII MIMO Head SAR**




| MEASUREMENT RESULTS | | | | | | | | | | | | | | | | | | | | | |
|---|-----|----------|---------|-----------------|-------------------------------------|-------------------------------|-------------------------------------|-------------------------------|------------------|---|---------------|-----------------|----------------------|------------------|----------------|-----------------------|----------|------------------------|-----------------------------|-------------------|--------|
| FREQUENCY | | Mode | Service | Bandwidth [MHz] | Maximum Allowed Power (Ant 1) [dBm] | Conducted Power (Ant 1) [dBm] | Maximum Allowed Power (Ant 2) [dBm] | Conducted Power (Ant 2) [dBm] | Power Drift [dB] | Side | Test Position | Antenna Config. | Device Serial Number | Data Rate (Mbps) | Duty Cycle (%) | Peak SAR of Area Scan | SAR (1g) | Scaling Factor (Power) | Scaling Factor (Duty Cycle) | Reported SAR (1g) | Plot # |
| MHz | Ch. | | | | | | | | | | | | | | | W/kg | (W/kg) | | | (W/kg) | |
| 5290 | 58 | 802.11ac | OFDM | 80 | 14.0 | 13.16 | 14.0 | 13.33 | -0.16 | Right | Cheek | MIMO | 0843M | 58.5 | 92.4 | 0.143 | 0.103 | 1.213 | 1.082 | 0.135 | |
| 5290 | 58 | 802.11ac | OFDM | 80 | 14.0 | 13.16 | 14.0 | 13.33 | 0.02 | Right | Tilt | MIMO | 0843M | 58.5 | 92.4 | 0.090 | 0.053 | 1.213 | 1.082 | 0.070 | |
| 5290 | 58 | 802.11ac | OFDM | 80 | 14.0 | 13.16 | 14.0 | 13.33 | 0.21 | Left | Cheek | MIMO | 0843M | 58.5 | 92.4 | 0.066 | 0.044 | 1.213 | 1.082 | 0.058 | |
| 5290 | 58 | 802.11ac | OFDM | 80 | 14.0 | 13.16 | 14.0 | 13.33 | 0.15 | Left | Tilt | MIMO | 0843M | 58.5 | 92.4 | 0.046 | 0.031 | 1.213 | 1.082 | 0.041 | |
| 5690 | 138 | 802.11ac | OFDM | 80 | 14.0 | 13.73 | 14.0 | 13.71 | -0.12 | Right | Cheek | MIMO | 0843M | 58.5 | 92.4 | 0.305 | 0.201 | 1.069 | 1.082 | 0.232 | A17 |
| 5690 | 138 | 802.11ac | OFDM | 80 | 14.0 | 13.73 | 14.0 | 13.71 | 0.18 | Right | Tilt | MIMO | 0843M | 58.5 | 92.4 | 0.048 | 0.037 | 1.069 | 1.082 | 0.043 | |
| 5690 | 138 | 802.11ac | OFDM | 80 | 14.0 | 13.73 | 14.0 | 13.71 | 0.07 | Left | Cheek | MIMO | 0843M | 58.5 | 92.4 | 0.125 | 0.094 | 1.069 | 1.082 | 0.109 | |
| 5690 | 138 | 802.11ac | OFDM | 80 | 14.0 | 13.73 | 14.0 | 13.71 | 0.13 | Left | Tilt | MIMO | 0843M | 58.5 | 92.4 | 0.035 | 0.022 | 1.069 | 1.082 | 0.025 | |
| 5775 | 155 | 802.11ac | OFDM | 80 | 14.0 | 12.95 | 14.0 | 13.15 | 0.02 | Right | Cheek | MIMO | 0843M | 58.5 | 92.4 | 0.278 | 0.191 | 1.274 | 1.082 | 0.263 | |
| 5775 | 155 | 802.11ac | OFDM | 80 | 14.0 | 12.95 | 14.0 | 13.15 | -0.10 | Right | Tilt | MIMO | 0843M | 58.5 | 92.4 | 0.043 | 0.028 | 1.274 | 1.082 | 0.039 | |
| 5775 | 155 | 802.11ac | OFDM | 80 | 14.0 | 12.95 | 14.0 | 13.15 | 0.12 | Left | Cheek | MIMO | 0843M | 58.5 | 92.4 | 0.139 | 0.093 | 1.274 | 1.082 | 0.128 | |
| 5775 | 155 | 802.11ac | OFDM | 80 | 14.0 | 12.95 | 14.0 | 13.15 | -0.20 | Left | Tilt | MIMO | 0843M | 58.5 | 92.4 | 0.035 | 0.020 | 1.274 | 1.082 | 0.028 | |
| 5855 | 171 | 802.11ac | OFDM | 80 | 14.0 | 13.15 | 14.0 | 13.33 | 0.00 | Right | Cheek | MIMO | 2680M | 58.5 | 92.4 | 0.168 | 0.149 | 1.216 | 1.082 | 0.196 | |
| 5855 | 171 | 802.11ac | OFDM | 80 | 14.0 | 13.15 | 14.0 | 13.33 | 0.14 | Right | Tilt | MIMO | 2680M | 58.5 | 92.4 | 0.079 | 0.031 | 1.216 | 1.082 | 0.041 | |
| 5855 | 171 | 802.11ac | OFDM | 80 | 14.0 | 13.15 | 14.0 | 13.33 | -0.14 | Left | Cheek | MIMO | 2680M | 58.5 | 92.4 | 0.078 | 0.049 | 1.216 | 1.082 | 0.064 | |
| 5855 | 171 | 802.11ac | OFDM | 80 | 14.0 | 13.15 | 14.0 | 13.33 | -0.16 | Left | Tilt | MIMO | 2680M | 58.5 | 92.4 | 0.061 | 0.009 | 1.216 | 1.082 | 0.012 | |
| ANSI / IEEE C95.1 1992 - SAFETY LIMIT Spatial Peak Uncontrolled Exposure/General Population | | | | | | | | | | Head 1.6 W/kg (mW/g) averaged over 1 gram | | | | | | | | | | | |

Note: To achieve the 17.0 dBm maximum allowed MIMO power shown in the documentation, each antenna transmits at a maximum allowed power of 14.0 dBm.

| | | | | |
|--|---|-------------------------------|---|---------------------------------|
| FCC ID: A3LSMS908E |  | SAR EVALUATION REPORT |  | Approved by: Quality Manager |
| Document S/N: 1M2109220110-01.A3L (Rev 1) | Test Dates: 10/18/21 - 12/16/21 | DUT Type: Portable Handset | | Page 85 of 119 |

**Table 11-19
DSS Head SISO SAR**

| MEASUREMENT RESULTS | | | | | | | | | | | | | | | | | |
|---|-----|-----------|---------|-----------------------------|-----------------------|------------------|-------|---|-----------------|----------------------|------------------|----------------|----------|-----------------------------|-----------------------------|-------------------|--------|
| FREQUENCY | | Mode | Service | Maximum Allowed Power [dBm] | Conducted Power [dBm] | Power Drift [dB] | Side | Test Position | Antenna Config. | Device Serial Number | Data Rate (Mbps) | Duty Cycle (%) | SAR (1g) | Scaling Factor (Cond Power) | Scaling Factor (Duty Cycle) | Reported SAR (1g) | Plot # |
| MHz | Ch. | | | | | | | | | | | | (W/kg) | | | (W/kg) | |
| 2441.00 | 39 | Bluetooth | FHSS | 15.0 | 14.72 | -0.01 | Right | Cheek | 1 | 0841M | 1 | 77.00 | 0.049 | 1.067 | 1.299 | 0.068 | |
| 2441.00 | 39 | Bluetooth | FHSS | 15.0 | 14.72 | -0.17 | Right | Tilt | 1 | 0841M | 1 | 77.00 | 0.028 | 1.067 | 1.299 | 0.039 | |
| 2441.00 | 39 | Bluetooth | FHSS | 15.0 | 14.72 | 0.00 | Left | Cheek | 1 | 0841M | 1 | 77.00 | 0.034 | 1.067 | 1.299 | 0.047 | |
| 2441.00 | 39 | Bluetooth | FHSS | 15.0 | 14.72 | -0.17 | Left | Tilt | 1 | 0841M | 1 | 77.00 | 0.025 | 1.067 | 1.299 | 0.035 | |
| 2402.00 | 0 | Bluetooth | FHSS | 15.0 | 14.29 | -0.12 | Right | Cheek | 2 | 0841M | 1 | 77.00 | 0.179 | 1.178 | 1.299 | 0.274 | A18 |
| 2402.00 | 0 | Bluetooth | FHSS | 15.0 | 14.29 | -0.15 | Right | Tilt | 2 | 0841M | 1 | 77.00 | 0.035 | 1.178 | 1.299 | 0.054 | |
| 2402.00 | 0 | Bluetooth | FHSS | 15.0 | 14.29 | -0.07 | Left | Cheek | 2 | 0841M | 1 | 77.00 | 0.096 | 1.178 | 1.299 | 0.147 | |
| 2402.00 | 0 | Bluetooth | FHSS | 15.0 | 14.29 | -0.08 | Left | Tilt | 2 | 0841M | 1 | 77.00 | 0.018 | 1.178 | 1.299 | 0.028 | |
| ANSI / IEEE C95.1 1992 - SAFETY LIMIT Spatial Peak Uncontrolled Exposure/General Population | | | | | | | | Head 1.6 W/kg (mW/g) averaged over 1 gram | | | | | | | | | |

| | | | | |
|--|--|-------------------------------|---|---------------------------------|
| FCC ID: A3LSMS908E |  PCTEST Proud to be part of  | SAR EVALUATION REPORT |  | Approved by: Quality Manager |
| Document S/N: 1M2109220110-01.A3L (Rev 1) | Test Dates: 10/18/21 - 12/16/21 | DUT Type: Portable Handset | | Page 86 of 119 |




11.2 Standalone Body-Worn SAR Data

**Table 11-20
GSM/UMTS Body-Worn SAR Data**

| MEASUREMENT RESULTS | | | | | | | | | | | | | | | | |
|---|------|-----------|---------|-----------------------------|-----------------------|------------|------------------|---------|---|----------------------|------------|------|----------|----------------|-------------------|--------|
| FREQUENCY | | Mode | Service | Maximum Allowed Power [dBm] | Conducted Power [dBm] | Tune State | Power Drift [dB] | Spacing | Antenna Config. | Device Serial Number | Duty Cycle | Side | SAR (1g) | Scaling Factor | Reported SAR (1g) | Plot # |
| MHz | Ch. | | | | | | | | | | | | (W/kg) | | (W/kg) | |
| 848.80 | 251 | GSM 850 | GSM | 34.0 | 33.25 | N/A | -0.03 | 15 mm | A | 2007R | 1:8.3 | back | 0.260 | 1.189 | 0.309 | A19 |
| 1880.00 | 661 | GSM 1900 | GSM | 30.5 | 30.45 | N/A | 0.06 | 15 mm | A | 2006R | 1:8.3 | back | 0.300 | 1.012 | 0.304 | A21 |
| 846.60 | 4233 | UMTS 850 | RMC | 25.0 | 24.44 | 116 | 0.02 | 15 mm | A | 2007R | 1:1 | back | 0.316 | 1.138 | 0.360 | A23 |
| 1732.40 | 1412 | UMTS 1750 | RMC | 24.0 | 23.64 | 109 | -0.02 | 15 mm | A | 2005R | 1:1 | back | 0.484 | 1.086 | 0.526 | A25 |
| 1852.40 | 9262 | UMTS 1900 | RMC | 24.0 | 23.03 | 53 | 0.00 | 15 mm | A | 2006R | 1:1 | back | 0.546 | 1.250 | 0.683 | |
| 1880.00 | 9400 | UMTS 1900 | RMC | 24.0 | 23.31 | 53 | -0.03 | 15 mm | A | 2006R | 1:1 | back | 0.609 | 1.172 | 0.714 | |
| 1907.60 | 9538 | UMTS 1900 | RMC | 24.0 | 23.33 | 53 | 0.00 | 15 mm | A | 2006R | 1:1 | back | 0.718 | 1.167 | 0.838 | A27 |
| ANSI / IEEE C95.1 1992 - SAFETY LIMIT Spatial Peak Uncontrolled Exposure/General Population | | | | | | | | | Body 1.6 W/kg (mW/g) averaged over 1 gram | | | | | | | |

**Table 11-21
LTE Body-Worn SAR**

| MEASUREMENT RESULTS | | | | | | | | | | | | | | | | | | | | | |
|---|--------|------|--------------------|-----------------------------|-----------------------|------------|------------------|----------|---|----------------------|------------|---------|-----------|---------|-------|------------|----------|----------------|-------------------|--------|-----|
| FREQUENCY | | Mode | Bandwidth [MHz] | Maximum Allowed Power [dBm] | Conducted Power [dBm] | Tune State | Power Drift [dB] | MPR [dB] | Antenna Config. | Device Serial Number | Modulation | RB Size | RB Offset | Spacing | Side | Duty Cycle | SAR (1g) | Scaling Factor | Reported SAR (1g) | Plot # | |
| MHz | Ch. | | | | | | | | | | | | | | | | (W/kg) | | (W/kg) | | |
| 707.50 | 23095 | Mid | LTE Band 12 | 10 | 25.5 | 24.71 | 0 | 0.03 | 0 | A | 1426M | QPSK | 1 | 0 | 15 mm | back | 1:1 | 0.225 | 1.199 | 0.270 | A29 |
| 707.50 | 23095 | Mid | LTE Band 12 | 10 | 24.5 | 23.64 | 0 | 0.00 | 1 | A | 1426M | QPSK | 25 | 12 | 15 mm | back | 1:1 | 0.191 | 1.219 | 0.233 | |
| 782.00 | 23230 | Mid | LTE Band 13 | 10 | 25.5 | 24.89 | 14 | 0.09 | 0 | A | 1426M | QPSK | 1 | 25 | 15 mm | back | 1:1 | 0.268 | 1.151 | 0.308 | A31 |
| 782.00 | 23230 | Mid | LTE Band 13 | 10 | 24.5 | 23.89 | 14 | 0.01 | 1 | A | 1426M | QPSK | 25 | 12 | 15 mm | back | 1:1 | 0.212 | 1.151 | 0.244 | |
| 831.50 | 26865 | Mid | LTE Band 26 (Cell) | 15 | 25.5 | 24.68 | 116 | -0.04 | 0 | A | 2007R | QPSK | 1 | 36 | 15 mm | back | 1:1 | 0.305 | 1.208 | 0.368 | A33 |
| 831.50 | 26865 | Mid | LTE Band 26 (Cell) | 15 | 24.5 | 23.52 | 116 | 0.01 | 1 | A | 2007R | QPSK | 36 | 37 | 15 mm | back | 1:1 | 0.253 | 1.253 | 0.317 | |
| 1720.00 | 132072 | Low | LTE Band 66 (AWS) | 20 | 23.0 | 22.31 | 109 | 0.05 | 0 | A | 1451M | QPSK | 1 | 50 | 15 mm | back | 1:1 | 0.583 | 1.172 | 0.683 | |
| 1745.00 | 132322 | Mid | LTE Band 66 (AWS) | 20 | 23.0 | 22.06 | 109 | 0.05 | 0 | A | 1451M | QPSK | 1 | 50 | 15 mm | back | 1:1 | 0.630 | 1.242 | 0.782 | A35 |
| 1770.00 | 132572 | High | LTE Band 66 (AWS) | 20 | 23.0 | 22.81 | 78 | -0.08 | 0 | A | 1451M | QPSK | 1 | 50 | 15 mm | back | 1:1 | 0.609 | 1.045 | 0.636 | |
| 1770.00 | 132572 | High | LTE Band 66 (AWS) | 20 | 22.0 | 21.83 | 78 | 0.00 | 1 | A | 1451M | QPSK | 50 | 25 | 15 mm | back | 1:1 | 0.491 | 1.040 | 0.511 | |
| 1732.50 | 20175 | Mid | LTE Band 4 (AWS) | 20 | 21.0 | 20.34 | N/A | -0.04 | 0 | J | 2674M | QPSK | 1 | 99 | 15 mm | back | 1:1 | 0.070 | 1.164 | 0.081 | A37 |
| 1732.50 | 20175 | Mid | LTE Band 4 (AWS) | 20 | 20.0 | 19.20 | N/A | 0.06 | 1 | J | 2674M | QPSK | 50 | 50 | 15 mm | back | 1:1 | 0.058 | 1.202 | 0.070 | |
| 1905.00 | 26590 | High | LTE Band 25 (PCS) | 20 | 23.5 | 22.40 | 2 | -0.01 | 0 | A | 1445M | QPSK | 1 | 50 | 15 mm | back | 1:1 | 0.384 | 1.288 | 0.495 | A39 |
| 1905.00 | 26590 | High | LTE Band 25 (PCS) | 20 | 22.5 | 21.32 | 2 | -0.03 | 1 | A | 1445M | QPSK | 50 | 25 | 15 mm | back | 1:1 | 0.235 | 1.312 | 0.308 | |
| 1860.00 | 18700 | Low | LTE Band 2 (PCS) | 20 | 23.0 | 21.05 | 2 | -0.08 | 0 | A | 1445M | QPSK | 1 | 99 | 15 mm | back | 1:1 | 0.494 | 1.567 | 0.774 | |
| 1880.00 | 18900 | Mid | LTE Band 2 (PCS) | 20 | 23.0 | 21.61 | 2 | -0.03 | 0 | A | 1445M | QPSK | 1 | 50 | 15 mm | back | 1:1 | 0.461 | 1.377 | 0.635 | |
| 1900.00 | 19100 | High | LTE Band 2 (PCS) | 20 | 23.0 | 21.71 | 2 | 0.01 | 0 | A | 1445M | QPSK | 1 | 50 | 15 mm | back | 1:1 | 0.545 | 1.346 | 0.734 | A41 |
| 1900.00 | 19100 | High | LTE Band 2 (PCS) | 20 | 22.0 | 20.65 | 2 | -0.04 | 1 | A | 1445M | QPSK | 50 | 25 | 15 mm | back | 1:1 | 0.460 | 1.365 | 0.628 | |
| ANSI / IEEE C95.1 1992 - SAFETY LIMIT Spatial Peak Uncontrolled Exposure/General Population | | | | | | | | | Body 1.6 W/kg (mW/g) averaged over 1 gram | | | | | | | | | | | | |

| | | | | |
|--|---|-------------------------------|---|---------------------------------|
| FCC ID: A3LSMS908E |  PCTEST Proud to be part of  | SAR EVALUATION REPORT |  | Approved by: Quality Manager |
| Document S/N: 1M2109220110-01.A3L (Rev 1) | Test Dates: 10/18/21 - 12/16/21 | DUT Type: Portable Handset | | Page 87 of 119 |

**Table 11-22
LTE Band 41 Body-Worn SAR**




| MEASUREMENT RESULTS | | | | | | | | | | | | | | | | | | | | | |
|---|-----------|-------|------|-----------------|-----------------------------|-----------------------|------------------|----------|-----------------|---|------------|---------|-----------|---------|-------|------------|----------|----------------|--------------|--------|-----|
| Power Class | FREQUENCY | | Mode | Bandwidth [MHz] | Maximum Allowed Power [dBm] | Conducted Power [dBm] | Power Drift [dB] | MPR [dB] | Antenna Config. | Device Serial Number | Modulation | RB Size | RB Offset | Spacing | Side | Duty Cycle | SAR (1g) | Scaling Factor | Reported SAR | Plot # | |
| | MHz | Ch. | | | | | | | | | | | | | | | (W/kg) | | (W/kg) | | |
| Power Class 3 | 2506.00 | 39750 | Low | LTE Band 41 | 20 | 25.0 | 24.91 | 0.05 | 0 | B | 2003R | QPSK | 1 | 50 | 15 mm | back | 1.158 | 0.263 | 1.021 | 0.269 | |
| Power Class 3 | 2506.00 | 39750 | Low | LTE Band 41 | 20 | 24.0 | 23.80 | 0.04 | 1 | B | 2003R | QPSK | 50 | 0 | 15 mm | back | 1.158 | 0.204 | 1.047 | 0.214 | |
| Power Class 2 | 2506.00 | 39750 | Low | LTE Band 41 | 20 | 27.5 | 27.27 | -0.06 | 0 | B | 2003R | QPSK | 1 | 50 | 15 mm | back | 1.231 | 0.312 | 1.054 | 0.329 | A43 |
| ANSI / IEEE C95.1 1992 - SAFETY LIMIT Spatial Peak Uncontrolled Exposure/General Population | | | | | | | | | | Body 1.6 W/kg (mW/g) averaged over 1 gram | | | | | | | | | | | |

**Table 11-23
NR Body-Worn SAR**

| MEASUREMENT RESULTS | | | | | | | | | | | | | | | | | | | | | | |
|---|--------|------|-------------------|-----------------------------|-----------------------|-----------------|------------------|----------|------------|---|----------|------------|---------|-----------|---------|-------|------------|----------|----------------|--------------|--------|-----|
| FREQUENCY | | Mode | Bandwidth [MHz] | Maximum Allowed Power [dBm] | Conducted Power [dBm] | Antenna Config. | Power Drift [dB] | MPR [dB] | Tune State | Serial Number | Waveform | Modulation | RB Size | RB Offset | Spacing | Side | Duty Cycle | SAR (1g) | Scaling Factor | Reported SAR | Plot # | |
| MHz | Ch. | | | | | | | | | | | | | | | | | (W/kg) | | (W/kg) | | |
| 836.50 | 167300 | Mid | NR Band n5 (Cell) | 20 | 25.5 | 24.89 | A | -0.05 | 0 | 116 | 1423M | DFT-S-OFDM | QPSK | 1 | 1 | 15 mm | back | 1:1 | 0.224 | 1.151 | 0.258 | |
| 836.50 | 167300 | Mid | NR Band n5 (Cell) | 20 | 25.5 | 24.78 | A | 0.00 | 0 | 116 | 1423M | DFT-S-OFDM | QPSK | 50 | 28 | 15 mm | back | 1:1 | 0.234 | 1.180 | 0.276 | A45 |
| 836.50 | 167300 | Mid | NR Band n5 (Cell) | 20 | 24.0 | 23.90 | A | 0.01 | 1.5 | 116 | 1423M | CP-OFDM | QPSK | 1 | 1 | 15 mm | back | 1:1 | 0.164 | 1.023 | 0.168 | |
| 1770.00 | 354000 | High | NR Band n66 (AWS) | 20 | 24.0 | 22.50 | A | 0.02 | 0 | 78 | 1424M | DFT-S-OFDM | QPSK | 1 | 104 | 15 mm | back | 1:1 | 0.201 | 1.413 | 0.411 | |
| 1770.00 | 354000 | High | NR Band n66 (AWS) | 20 | 24.0 | 22.38 | A | -0.01 | 0 | 78 | 1424M | DFT-S-OFDM | QPSK | 50 | 28 | 15 mm | back | 1:1 | 0.301 | 1.452 | 0.437 | A47 |
| 1770.00 | 354000 | High | NR Band n66 (AWS) | 20 | 22.5 | 21.83 | A | 0.01 | 1.5 | 78 | 1424M | CP-OFDM | QPSK | 1 | 1 | 15 mm | back | 1:1 | 0.299 | 1.167 | 0.349 | |
| 1720.00 | 344000 | Low | NR Band n66 (AWS) | 20 | 23.0 | 22.64 | J | -0.03 | 0 | N/A | 1424M | DFT-S-OFDM | QPSK | 1 | 1 | 15 mm | back | 1:1 | 0.155 | 1.086 | 0.168 | |
| 1720.00 | 344000 | Low | NR Band n66 (AWS) | 20 | 23.0 | 22.54 | J | 0.00 | 0 | N/A | 1424M | DFT-S-OFDM | QPSK | 50 | 28 | 15 mm | back | 1:1 | 0.149 | 1.112 | 0.166 | |
| 1720.00 | 344000 | Low | NR Band n66 (AWS) | 20 | 21.5 | 20.91 | J | 0.01 | 1.5 | N/A | 1424M | CP-OFDM | QPSK | 1 | 1 | 15 mm | back | 1:1 | 0.106 | 1.146 | 0.121 | |
| ANSI / IEEE C95.1 1992 - SAFETY LIMIT Spatial Peak Uncontrolled Exposure/General Population | | | | | | | | | | Body 1.6 W/kg (mW/g) averaged over 1 gram | | | | | | | | | | | | |

**Table 11-24
DTS SISO Body-Worn SAR**

| MEASUREMENT RESULTS | | | | | | | | | | | | | | | | | | | |
|---|-----|---------|---------|-----------------|-----------------------------|-----------------------|------------------|---------|-----------------|---|------------------|------|----------------|-----------------------|----------|------------------------|-----------------------------|--------------|--------|
| FREQUENCY | | Mode | Service | Bandwidth [MHz] | Maximum Allowed Power [dBm] | Conducted Power [dBm] | Power Drift [dB] | Spacing | Antenna Config. | Device Serial Number | Data Rate (Mbps) | Side | Duty Cycle (%) | Peak SAR of Area Scan | SAR (1g) | Scaling Factor (Power) | Scaling Factor (Duty Cycle) | Reported SAR | Plot # |
| MHz | Ch. | | | | | | | | | | | | | (W/kg) | (W/kg) | | | (W/kg) | |
| 2437 | 6 | 802.11b | DSSS | 22 | 20.5 | 19.81 | -0.08 | 15 mm | 1 | 0841M | 1 | back | 99.8 | 0.046 | 0.033 | 1.172 | 1.002 | 0.039 | |
| 2437 | 6 | 802.11b | DSSS | 22 | 20.5 | 19.99 | -0.06 | 15 mm | 2 | 0841M | 1 | back | 99.8 | 0.140 | 0.112 | 1.125 | 1.002 | 0.126 | A49 |
| ANSI / IEEE C95.1 1992 - SAFETY LIMIT Spatial Peak Uncontrolled Exposure/General Population | | | | | | | | | | Body 1.6 W/kg (mW/g) averaged over 1 gram | | | | | | | | | |

| | | | | |
|--|---|-------------------------------|---|---------------------------------|
| FCC ID: A3LSMS908E |  PCTEST Proud to be part of  | SAR EVALUATION REPORT |  | Approved by: Quality Manager |
| Document S/N: 1M2109220110-01.A3L (Rev 1) | Test Dates: 10/18/21 - 12/16/21 | DUT Type: Portable Handset | | Page 88 of 119 |




**Table 11-25
NII MIMO Body-Worn SAR**

| MEASUREMENT RESULTS | | | | | | | | | | | | | | | | | | | | | |
|---|-----|----------|---------|-----------------|-------------------------------------|-------------------------------|-------------------------------------|-------------------------------|------------------|---|-----------------|----------------------|------------------|------|----------------|-----------------------|----------|------------------------|-----------------------------|-------------------|--------|
| FREQUENCY | | Mode | Service | Bandwidth [MHz] | Maximum Allowed Power (Ant 1) [dBm] | Conducted Power (Ant 1) [dBm] | Maximum Allowed Power (Ant 2) [dBm] | Conducted Power (Ant 2) [dBm] | Power Drift [dB] | Spacing | Antenna Config. | Device Serial Number | Data Rate (Mbps) | Side | Duty Cycle (%) | Peak SAR of Area Scan | SAR (1g) | Scaling Factor (Power) | Scaling Factor (Duty Cycle) | Reported SAR (1g) | Plot # |
| MHz | Ch. | | | | | | | | | | | | | | | W/kg | (W/kg) | (W/kg) | (W/kg) | | |
| 5290 | 58 | 802.11ac | OFDM | 80 | 15.5 | 14.41 | 15.5 | 14.78 | -0.12 | 15 mm | MIMO | 0843M | 58.5 | back | 92.4 | 0.155 | 0.117 | 1.285 | 1.082 | 0.163 | |
| 5690 | 138 | 802.11ac | OFDM | 80 | 15.5 | 14.61 | 15.5 | 14.76 | -0.06 | 15 mm | MIMO | 0843M | 58.5 | back | 92.4 | 0.184 | 0.128 | 1.227 | 1.082 | 0.170 | A51 |
| 5775 | 155 | 802.11ac | OFDM | 80 | 15.5 | 14.49 | 15.5 | 14.89 | -0.08 | 15 mm | MIMO | 0843M | 58.5 | back | 92.4 | 0.168 | 0.122 | 1.262 | 1.082 | 0.167 | |
| 5855 | 171 | 802.11ac | OFDM | 80 | 15.5 | 14.40 | 15.5 | 14.57 | -0.20 | 15 mm | MIMO | 0843M | 58.5 | back | 92.4 | 0.142 | 0.105 | 1.288 | 1.082 | 0.146 | |
| ANSI / IEEE C95.1 1992 - SAFETY LIMIT Spatial Peak Uncontrolled Exposure/General Population | | | | | | | | | | Body 1.6 W/kg (mW/g) averaged over 1 gram | | | | | | | | | | | |

Note: To achieve the 18.5 dBm maximum allowed MIMO power shown in the documentation, each antenna transmits at a maximum allowed power of 15.5 dBm.

**Table 11-26
DSS SISO Body-Worn SAR**

| MEASUREMENT RESULTS | | | | | | | | | | | | | | | | | |
|---|-----|-----------|---------|-----------------------------|-----------------------|------------------|---|-----------------|----------------------|------------------|------|----------------|----------|-----------------------------|-----------------------------|-------------------|--------|
| FREQUENCY | | Mode | Service | Maximum Allowed Power [dBm] | Conducted Power [dBm] | Power Drift [dB] | Spacing | Antenna Config. | Device Serial Number | Data Rate (Mbps) | Side | Duty Cycle (%) | SAR (1g) | Scaling Factor (Cond Power) | Scaling Factor (Duty Cycle) | Reported SAR (1g) | Plot # |
| MHz | Ch. | | | | | | | | | | | | (W/kg) | (W/kg) | (W/kg) | | |
| 2441 | 39 | Bluetooth | FHSS | 18.0 | 17.47 | -0.12 | 15 mm | 1 | 0841M | 1 | back | 77.00 | 0.010 | 1.130 | 1.299 | 0.015 | |
| 2441 | 39 | Bluetooth | FHSS | 17.5 | 16.73 | 0.01 | 15 mm | 2 | 0841M | 1 | back | 77.00 | 0.055 | 1.194 | 1.299 | 0.085 | A53 |
| ANSI / IEEE C95.1 1992 - SAFETY LIMIT Spatial Peak Uncontrolled Exposure/General Population | | | | | | | Body 1.6 W/kg (mW/g) averaged over 1 gram | | | | | | | | | | |




| | | | | |
|--|---|-------------------------------|---|---------------------------------|
| FCC ID: A3LSMS908E |  PCTEST Proud to be part of  | SAR EVALUATION REPORT |  | Approved by: Quality Manager |
| Document S/N: 1M2109220110-01.A3L (Rev 1) | Test Dates: 10/18/21 - 12/16/21 | DUT Type: Portable Handset | | Page 89 of 119 |

11.3 Standalone Hotspot SAR Data

**Table 11-27
GPRS/UMTS Hotspot SAR Data**

| MEASUREMENT RESULTS | | | | | | | | | | | | | | | | | |
|---|------|-----------|---------|-----------------------------|-----------------------|------------|------------------|---|-----------------|----------------------|-----------------|------------|--------|----------|----------------|-------------------|--------|
| FREQUENCY | | Mode | Service | Maximum Allowed Power [dBm] | Conducted Power [dBm] | Tune State | Power Drift [dB] | Spacing | Antenna Config. | Device Serial Number | # of Time Slots | Duty Cycle | Side | SAR (1g) | Scaling Factor | Reported SAR (1g) | Plot # |
| MHz | Ch. | | | | | | | | | | | | | (W/kg) | | (W/kg) | |
| 824.20 | 128 | GSM 850 | GPRS | 30.5 | 29.08 | N/A | -0.01 | 10 mm | A | 2007R | 3 | 1:2.76 | back | 0.616 | 1.387 | 0.854 | |
| 836.60 | 190 | GSM 850 | GPRS | 30.5 | 29.66 | N/A | -0.02 | 10 mm | A | 2007R | 3 | 1:2.76 | back | 0.779 | 1.213 | 0.945 | |
| 848.80 | 251 | GSM 850 | GPRS | 30.5 | 29.39 | N/A | -0.03 | 10 mm | A | 2007R | 3 | 1:2.76 | back | 0.825 | 1.291 | 1.065 | A20 |
| 836.60 | 190 | GSM 850 | GPRS | 30.5 | 29.66 | N/A | 0.07 | 10 mm | A | 2007R | 3 | 1:2.76 | front | 0.293 | 1.213 | 0.355 | |
| 836.60 | 190 | GSM 850 | GPRS | 30.5 | 29.66 | N/A | 0.06 | 10 mm | A | 2007R | 3 | 1:2.76 | bottom | 0.248 | 1.213 | 0.301 | |
| 836.60 | 190 | GSM 850 | GPRS | 30.5 | 29.66 | N/A | -0.04 | 10 mm | A | 2007R | 3 | 1:2.76 | right | 0.142 | 1.213 | 0.172 | |
| 836.60 | 190 | GSM 850 | GPRS | 30.5 | 29.66 | N/A | -0.15 | 10 mm | A | 2007R | 3 | 1:2.76 | left | 0.259 | 1.213 | 0.314 | |
| 848.80 | 251 | GSM 850 | GPRS | 30.5 | 29.39 | N/A | -0.13 | 10 mm | A | 2007R | 3 | 1:2.76 | back | 0.810 | 1.291 | 1.046 | |
| 1909.80 | 810 | GSM 1900 | GPRS | 24.5 | 23.43 | N/A | -0.02 | 10 mm | A | 1451M | 3 | 1:2.76 | back | 0.182 | 1.279 | 0.233 | |
| 1909.80 | 810 | GSM 1900 | GPRS | 24.5 | 23.43 | N/A | 0.02 | 10 mm | A | 1451M | 3 | 1:2.76 | front | 0.177 | 1.279 | 0.226 | |
| 1850.20 | 512 | GSM 1900 | GPRS | 24.5 | 23.20 | N/A | 0.03 | 10 mm | A | 1451M | 3 | 1:2.76 | bottom | 0.547 | 1.349 | 0.738 | |
| 1880.00 | 661 | GSM 1900 | GPRS | 24.5 | 23.30 | N/A | 0.02 | 10 mm | A | 1451M | 3 | 1:2.76 | bottom | 0.549 | 1.318 | 0.724 | |
| 1909.80 | 810 | GSM 1900 | GPRS | 24.5 | 23.43 | N/A | -0.02 | 10 mm | A | 1451M | 3 | 1:2.76 | bottom | 0.590 | 1.279 | 0.755 | A22 |
| 1909.80 | 810 | GSM 1900 | GPRS | 24.5 | 23.43 | N/A | 0.14 | 10 mm | A | 1451M | 3 | 1:2.76 | right | 0.027 | 1.279 | 0.035 | |
| 1909.80 | 810 | GSM 1900 | GPRS | 24.5 | 23.43 | N/A | 0.10 | 10 mm | A | 1451M | 3 | 1:2.76 | left | 0.023 | 1.279 | 0.029 | |
| 826.40 | 4132 | UMTS 850 | RMC | 25.0 | 24.02 | 116 | -0.02 | 10 mm | A | 2007R | N/A | 1:1 | back | 0.493 | 1.253 | 0.618 | |
| 836.60 | 4183 | UMTS 850 | RMC | 25.0 | 24.28 | 116 | 0.01 | 10 mm | A | 2007R | N/A | 1:1 | back | 0.581 | 1.180 | 0.686 | A24 |
| 846.60 | 4233 | UMTS 850 | RMC | 25.0 | 24.44 | 116 | -0.01 | 10 mm | A | 2007R | N/A | 1:1 | back | 0.533 | 1.138 | 0.607 | |
| 846.60 | 4233 | UMTS 850 | RMC | 25.0 | 24.44 | 116 | -0.03 | 10 mm | A | 2007R | N/A | 1:1 | front | 0.330 | 1.138 | 0.376 | |
| 846.60 | 4233 | UMTS 850 | RMC | 25.0 | 24.44 | 116 | 0.02 | 10 mm | A | 2007R | N/A | 1:1 | bottom | 0.215 | 1.138 | 0.245 | |
| 846.60 | 4233 | UMTS 850 | RMC | 25.0 | 24.44 | 116 | -0.01 | 10 mm | A | 2007R | N/A | 1:1 | right | 0.130 | 1.138 | 0.148 | |
| 846.60 | 4233 | UMTS 850 | RMC | 25.0 | 24.44 | 116 | -0.02 | 10 mm | A | 2007R | N/A | 1:1 | left | 0.274 | 1.138 | 0.312 | |
| 1732.40 | 1412 | UMTS 1750 | RMC | 20.0 | 19.92 | 109 | -0.01 | 10 mm | A | 2006R | N/A | 1:1 | back | 0.735 | 1.019 | 0.749 | |
| 1732.40 | 1412 | UMTS 1750 | RMC | 20.0 | 19.92 | 109 | 0.01 | 10 mm | A | 2006R | N/A | 1:1 | front | 0.616 | 1.019 | 0.628 | |
| 1712.40 | 1312 | UMTS 1750 | RMC | 20.0 | 19.45 | 109 | -0.03 | 10 mm | A | 2006R | N/A | 1:1 | bottom | 0.914 | 1.135 | 1.037 | |
| 1732.40 | 1412 | UMTS 1750 | RMC | 20.0 | 19.92 | 109 | -0.02 | 10 mm | A | 2006R | N/A | 1:1 | bottom | 1.080 | 1.019 | 1.101 | A26 |
| 1752.60 | 1513 | UMTS 1750 | RMC | 20.0 | 19.67 | 109 | -0.03 | 10 mm | A | 2006R | N/A | 1:1 | bottom | 0.877 | 1.079 | 0.946 | |
| 1732.40 | 1412 | UMTS 1750 | RMC | 20.0 | 19.92 | 109 | -0.02 | 10 mm | A | 2006R | N/A | 1:1 | right | 0.107 | 1.019 | 0.109 | |
| 1732.40 | 1412 | UMTS 1750 | RMC | 20.0 | 19.92 | 109 | -0.03 | 10 mm | A | 2006R | N/A | 1:1 | left | 0.074 | 1.019 | 0.075 | |
| 1732.40 | 1412 | UMTS 1750 | RMC | 20.0 | 19.92 | 109 | 0.02 | 10 mm | A | 2006R | N/A | 1:1 | bottom | 0.999 | 1.019 | 1.018 | |
| 1907.60 | 9538 | UMTS 1900 | RMC | 19.5 | 19.12 | 53 | -0.02 | 10 mm | A | 2006R | N/A | 1:1 | back | 0.424 | 1.091 | 0.463 | |
| 1907.60 | 9538 | UMTS 1900 | RMC | 19.5 | 19.12 | 53 | -0.02 | 10 mm | A | 2006R | N/A | 1:1 | front | 0.407 | 1.091 | 0.444 | |
| 1852.40 | 9262 | UMTS 1900 | RMC | 19.5 | 18.81 | 53 | 0.02 | 10 mm | A | 2006R | N/A | 1:1 | bottom | 0.756 | 1.172 | 0.886 | |
| 1880.00 | 9400 | UMTS 1900 | RMC | 19.5 | 19.11 | 53 | 0.00 | 10 mm | A | 2006R | N/A | 1:1 | bottom | 1.000 | 1.094 | 1.094 | |
| 1907.60 | 9538 | UMTS 1900 | RMC | 19.5 | 19.12 | 53 | 0.00 | 10 mm | A | 2006R | N/A | 1:1 | bottom | 1.140 | 1.091 | 1.244 | A28 |
| 1907.60 | 9538 | UMTS 1900 | RMC | 19.5 | 19.12 | 53 | -0.08 | 10 mm | A | 2006R | N/A | 1:1 | right | 0.044 | 1.091 | 0.048 | |
| 1907.60 | 9538 | UMTS 1900 | RMC | 19.5 | 19.12 | 53 | 0.18 | 10 mm | A | 2006R | N/A | 1:1 | left | 0.053 | 1.091 | 0.058 | |
| 1907.60 | 9538 | UMTS 1900 | RMC | 19.5 | 19.12 | 53 | 0.00 | 10 mm | A | 2006R | N/A | 1:1 | bottom | 1.130 | 1.091 | 1.233 | |
| ANSI / IEEE C95.1 1992 - SAFETY LIMIT Spatial Peak Uncontrolled Exposure/General Population | | | | | | | | Body 1.6 W/kg (mW/g) averaged over 1 gram | | | | | | | | | |

Note: Blue entry represents variability measurement.

| | | | | |
|--|---|-------------------------------|---|---------------------------------|
| FCC ID: A3LSMS908E |  PCTEST Proud to be part of  | SAR EVALUATION REPORT |  | Approved by: Quality Manager |
| Document S/N: 1M2109220110-01.A3L (Rev 1) | Test Dates: 10/18/21 - 12/16/21 | DUT Type: Portable Handset | | Page 90 of 119 |

**Table 11-28
LTE Band 12 Hotspot SAR**



| MEASUREMENT RESULTS | | | | | | | | | | | | | | | | | | | | | |
|---|-------|------|-----------------|-----------------------------|-----------------------|------------|------------------|----------|-----------------|---|------------|---------|-----------|---------|-------|------------|----------|----------------|-------------------|--------|-----|
| FREQUENCY | | Mode | Bandwidth [MHz] | Maximum Allowed Power [dBm] | Conducted Power [dBm] | Tune State | Power Drift [dB] | MPR [dB] | Antenna Config. | Device Serial Number | Modulation | RB Size | RB Offset | Spacing | Side | Duty Cycle | SAR (1g) | Scaling Factor | Reported SAR (1g) | Plot # | |
| MHz | Ch. | | | | | | | | | | | | | | | | (W/kg) | | (W/kg) | | |
| 707.50 | 23095 | Mid | LTE Band 12 | 10 | 25.5 | 24.71 | 0 | -0.09 | 0 | A | 1426M | QPSK | 1 | 0 | 10 mm | back | 1:1 | 0.355 | 1.199 | 0.426 | A30 |
| 707.50 | 23095 | Mid | LTE Band 12 | 10 | 24.5 | 23.64 | 0 | 0.02 | 1 | A | 1426M | QPSK | 25 | 12 | 10 mm | back | 1:1 | 0.291 | 1.219 | 0.355 | |
| 707.50 | 23095 | Mid | LTE Band 12 | 10 | 25.5 | 24.71 | 0 | -0.08 | 0 | A | 1426M | QPSK | 1 | 0 | 10 mm | front | 1:1 | 0.242 | 1.199 | 0.290 | |
| 707.50 | 23095 | Mid | LTE Band 12 | 10 | 24.5 | 23.64 | 0 | -0.02 | 1 | A | 1426M | QPSK | 25 | 12 | 10 mm | front | 1:1 | 0.186 | 1.219 | 0.227 | |
| 707.50 | 23095 | Mid | LTE Band 12 | 10 | 25.5 | 24.71 | 0 | 0.07 | 0 | A | 1426M | QPSK | 1 | 0 | 10 mm | bottom | 1:1 | 0.108 | 1.199 | 0.129 | |
| 707.50 | 23095 | Mid | LTE Band 12 | 10 | 24.5 | 23.64 | 0 | 0.00 | 1 | A | 1426M | QPSK | 25 | 12 | 10 mm | bottom | 1:1 | 0.094 | 1.219 | 0.115 | |
| 707.50 | 23095 | Mid | LTE Band 12 | 10 | 25.5 | 24.71 | 0 | 0.10 | 0 | A | 1426M | QPSK | 1 | 0 | 10 mm | right | 1:1 | 0.165 | 1.199 | 0.198 | |
| 707.50 | 23095 | Mid | LTE Band 12 | 10 | 24.5 | 23.64 | 0 | -0.04 | 1 | A | 1426M | QPSK | 25 | 12 | 10 mm | right | 1:1 | 0.127 | 1.219 | 0.155 | |
| 707.50 | 23095 | Mid | LTE Band 12 | 10 | 25.5 | 24.71 | 0 | 0.05 | 0 | A | 1426M | QPSK | 1 | 0 | 10 mm | left | 1:1 | 0.211 | 1.199 | 0.253 | |
| 707.50 | 23095 | Mid | LTE Band 12 | 10 | 24.5 | 23.64 | 0 | -0.02 | 1 | A | 1426M | QPSK | 25 | 12 | 10 mm | left | 1:1 | 0.179 | 1.219 | 0.218 | |
| ANSI / IEEE C95.1 1992 - SAFETY LIMIT Spatial Peak Uncontrolled Exposure/General Population | | | | | | | | | | Body 1.6 W/kg (mW/g) averaged over 1 gram | | | | | | | | | | | |

**Table 11-29
LTE Band 13 Hotspot SAR**

| MEASUREMENT RESULTS | | | | | | | | | | | | | | | | | | | | | |
|---|-------|------|-----------------|-----------------------------|-----------------------|------------|------------------|----------|-----------------|---|------------|---------|-----------|---------|-------|------------|----------|----------------|-------------------|--------|-----|
| FREQUENCY | | Mode | Bandwidth [MHz] | Maximum Allowed Power [dBm] | Conducted Power [dBm] | Tune State | Power Drift [dB] | MPR [dB] | Antenna Config. | Device Serial Number | Modulation | RB Size | RB Offset | Spacing | Side | Duty Cycle | SAR (1g) | Scaling Factor | Reported SAR (1g) | Plot # | |
| MHz | Ch. | | | | | | | | | | | | | | | | (W/kg) | | (W/kg) | | |
| 782.00 | 23230 | Mid | LTE Band 13 | 10 | 25.5 | 24.89 | 14 | 0.03 | 0 | A | 1426M | QPSK | 1 | 25 | 10 mm | back | 1:1 | 0.494 | 1.151 | 0.569 | A32 |
| 782.00 | 23230 | Mid | LTE Band 13 | 10 | 24.5 | 23.89 | 14 | 0.03 | 1 | A | 1426M | QPSK | 25 | 12 | 10 mm | back | 1:1 | 0.387 | 1.151 | 0.445 | |
| 782.00 | 23230 | Mid | LTE Band 13 | 10 | 25.5 | 24.89 | 14 | 0.08 | 0 | A | 1426M | QPSK | 1 | 25 | 10 mm | front | 1:1 | 0.337 | 1.151 | 0.388 | |
| 782.00 | 23230 | Mid | LTE Band 13 | 10 | 24.5 | 23.89 | 14 | 0.00 | 1 | A | 1426M | QPSK | 25 | 12 | 10 mm | front | 1:1 | 0.266 | 1.151 | 0.306 | |
| 782.00 | 23230 | Mid | LTE Band 13 | 10 | 25.5 | 24.89 | 14 | -0.08 | 0 | A | 1426M | QPSK | 1 | 25 | 10 mm | bottom | 1:1 | 0.264 | 1.151 | 0.304 | |
| 782.00 | 23230 | Mid | LTE Band 13 | 10 | 24.5 | 23.89 | 14 | 0.03 | 1 | A | 1426M | QPSK | 25 | 12 | 10 mm | bottom | 1:1 | 0.207 | 1.151 | 0.238 | |
| 782.00 | 23230 | Mid | LTE Band 13 | 10 | 25.5 | 24.89 | 14 | 0.01 | 0 | A | 1426M | QPSK | 1 | 25 | 10 mm | right | 1:1 | 0.138 | 1.151 | 0.159 | |
| 782.00 | 23230 | Mid | LTE Band 13 | 10 | 24.5 | 23.89 | 14 | 0.02 | 1 | A | 1426M | QPSK | 25 | 12 | 10 mm | right | 1:1 | 0.108 | 1.151 | 0.124 | |
| 782.00 | 23230 | Mid | LTE Band 13 | 10 | 25.5 | 24.89 | 14 | 0.00 | 0 | A | 1426M | QPSK | 1 | 25 | 10 mm | left | 1:1 | 0.258 | 1.151 | 0.297 | |
| 782.00 | 23230 | Mid | LTE Band 13 | 10 | 24.5 | 23.89 | 14 | -0.01 | 1 | A | 1426M | QPSK | 25 | 12 | 10 mm | left | 1:1 | 0.202 | 1.151 | 0.233 | |
| ANSI / IEEE C95.1 1992 - SAFETY LIMIT Spatial Peak Uncontrolled Exposure/General Population | | | | | | | | | | Body 1.6 W/kg (mW/g) averaged over 1 gram | | | | | | | | | | | |

**Table 11-30
LTE Band 26 (Cell) Hotspot SAR**

| MEASUREMENT RESULTS | | | | | | | | | | | | | | | | | | | | | |
|---|-------|------|--------------------|-----------------------------|-----------------------|------------|------------------|----------|-----------------|---|------------|---------|-----------|---------|-------|------------|----------|----------------|-------------------|--------|-----|
| FREQUENCY | | Mode | Bandwidth [MHz] | Maximum Allowed Power [dBm] | Conducted Power [dBm] | Tune State | Power Drift [dB] | MPR [dB] | Antenna Config. | Device Serial Number | Modulation | RB Size | RB Offset | Spacing | Side | Duty Cycle | SAR (1g) | Scaling Factor | Reported SAR (1g) | Plot # | |
| MHz | Ch. | | | | | | | | | | | | | | | | (W/kg) | | (W/kg) | | |
| 831.50 | 26865 | Mid | LTE Band 26 (Cell) | 15 | 25.5 | 24.68 | 116 | 0.01 | 0 | A | 2007R | QPSK | 1 | 36 | 10 mm | back | 1:1 | 0.613 | 1.208 | 0.741 | A34 |
| 831.50 | 26865 | Mid | LTE Band 26 (Cell) | 15 | 24.5 | 23.52 | 116 | -0.02 | 1 | A | 2007R | QPSK | 36 | 37 | 10 mm | back | 1:1 | 0.496 | 1.253 | 0.621 | |
| 831.50 | 26865 | Mid | LTE Band 26 (Cell) | 15 | 25.5 | 24.68 | 116 | -0.02 | 0 | A | 2007R | QPSK | 1 | 36 | 10 mm | front | 1:1 | 0.361 | 1.208 | 0.436 | |
| 831.50 | 26865 | Mid | LTE Band 26 (Cell) | 15 | 24.5 | 23.52 | 116 | -0.02 | 1 | A | 2007R | QPSK | 36 | 37 | 10 mm | front | 1:1 | 0.286 | 1.253 | 0.358 | |
| 831.50 | 26865 | Mid | LTE Band 26 (Cell) | 15 | 25.5 | 24.68 | 116 | 0.06 | 0 | A | 2007R | QPSK | 1 | 36 | 10 mm | bottom | 1:1 | 0.206 | 1.208 | 0.249 | |
| 831.50 | 26865 | Mid | LTE Band 26 (Cell) | 15 | 24.5 | 23.52 | 116 | 0.02 | 1 | A | 2007R | QPSK | 36 | 37 | 10 mm | bottom | 1:1 | 0.170 | 1.253 | 0.213 | |
| 831.50 | 26865 | Mid | LTE Band 26 (Cell) | 15 | 25.5 | 24.68 | 116 | -0.17 | 0 | A | 2007R | QPSK | 1 | 36 | 10 mm | right | 1:1 | 0.112 | 1.208 | 0.135 | |
| 831.50 | 26865 | Mid | LTE Band 26 (Cell) | 15 | 24.5 | 23.52 | 116 | 0.10 | 1 | A | 2007R | QPSK | 36 | 37 | 10 mm | right | 1:1 | 0.086 | 1.253 | 0.108 | |
| 831.50 | 26865 | Mid | LTE Band 26 (Cell) | 15 | 25.5 | 24.68 | 116 | 0.02 | 0 | A | 2007R | QPSK | 1 | 36 | 10 mm | left | 1:1 | 0.176 | 1.208 | 0.213 | |
| 831.50 | 26865 | Mid | LTE Band 26 (Cell) | 15 | 24.5 | 23.52 | 116 | 0.01 | 1 | A | 2007R | QPSK | 36 | 37 | 10 mm | left | 1:1 | 0.135 | 1.253 | 0.169 | |
| ANSI / IEEE C95.1 1992 - SAFETY LIMIT Spatial Peak Uncontrolled Exposure/General Population | | | | | | | | | | Body 1.6 W/kg (mW/g) averaged over 1 gram | | | | | | | | | | | |

| | | | | |
|--|---|-------------------------------|---|---------------------------------|
| FCC ID: A3LSMS908E |  | SAR EVALUATION REPORT |  | Approved by: Quality Manager |
| Document S/N: 1M2109220110-01.A3L (Rev 1) | Test Dates: 10/18/21 - 12/16/21 | DUT Type: Portable Handset | | Page 91 of 119 |

**Table 11-31
LTE Band 66 (AWS) Hotspot SAR**

| MEASUREMENT RESULTS | | | | | | | | | | | | | | | | | | | | | |
|---|--------|------|-------------------|-----------------------------|-----------------------|------------|------------------|----------|-----------------|----------------------|---|---------|-----------|---------|-------|------------|----------|----------------|-------------------|--------|-----|
| FREQUENCY | | Mode | Bandwidth [MHz] | Maximum Allowed Power [dBm] | Conducted Power [dBm] | Tune State | Power Drift [dB] | MPR [dB] | Antenna Config. | Device Serial Number | Modulation | RB Size | RB Offset | Spacing | Side | Duty Cycle | SAR (1g) | Scaling Factor | Reported SAR (1g) | Plot # | |
| MHz | Ch. | | | | | | | | | | | | | | | | (W/kg) | | (W/kg) | | |
| 1770.00 | 132572 | High | LTE Band 66 (AWS) | 20 | 18.5 | 16.78 | 78 | -0.03 | 0 | A | 1445M | QPSK | 1 | 50 | 10 mm | back | 1:1 | 0.195 | 1.486 | 0.290 | |
| 1770.00 | 132572 | High | LTE Band 66 (AWS) | 20 | 18.5 | 16.91 | 78 | -0.04 | 0 | A | 1445M | QPSK | 50 | 25 | 10 mm | back | 1:1 | 0.193 | 1.442 | 0.278 | |
| 1770.00 | 132572 | High | LTE Band 66 (AWS) | 20 | 18.5 | 16.78 | 53 | -0.09 | 0 | A | 1445M | QPSK | 1 | 50 | 10 mm | front | 1:1 | 0.205 | 1.486 | 0.305 | |
| 1770.00 | 132572 | High | LTE Band 66 (AWS) | 20 | 18.5 | 16.91 | 53 | -0.02 | 0 | A | 1445M | QPSK | 50 | 25 | 10 mm | front | 1:1 | 0.208 | 1.442 | 0.300 | |
| 1770.00 | 132572 | High | LTE Band 66 (AWS) | 20 | 18.5 | 16.78 | 26 | 0.01 | 0 | A | 1445M | QPSK | 1 | 50 | 10 mm | bottom | 1:1 | 0.404 | 1.486 | 0.600 | |
| 1770.00 | 132572 | High | LTE Band 66 (AWS) | 20 | 18.5 | 16.91 | 53 | 0.00 | 0 | A | 1445M | QPSK | 50 | 25 | 10 mm | bottom | 1:1 | 0.409 | 1.442 | 0.590 | A36 |
| 1770.00 | 132572 | High | LTE Band 66 (AWS) | 20 | 18.5 | 16.78 | 26 | -0.07 | 0 | A | 1445M | QPSK | 1 | 50 | 10 mm | right | 1:1 | 0.035 | 1.486 | 0.052 | |
| 1770.00 | 132572 | High | LTE Band 66 (AWS) | 20 | 18.5 | 16.91 | 26 | 0.01 | 0 | A | 1445M | QPSK | 50 | 25 | 10 mm | right | 1:1 | 0.033 | 1.442 | 0.048 | |
| 1770.00 | 132572 | High | LTE Band 66 (AWS) | 20 | 18.5 | 16.78 | 26 | -0.05 | 0 | A | 1445M | QPSK | 1 | 50 | 10 mm | left | 1:1 | 0.037 | 1.486 | 0.055 | |
| 1770.00 | 132572 | High | LTE Band 66 (AWS) | 20 | 18.5 | 16.91 | 26 | -0.02 | 0 | A | 1445M | QPSK | 50 | 25 | 10 mm | left | 1:1 | 0.037 | 1.442 | 0.053 | |
| ANSI / IEEE C95.1 1992 - SAFETY LIMIT Spatial Peak Uncontrolled Exposure/General Population | | | | | | | | | | | Body 1.6 W/kg (mW/g) averaged over 1 gram | | | | | | | | | | |

**Table 11-32
LTE Band 4 (AWS) Hotspot SAR**

| MEASUREMENT RESULTS | | | | | | | | | | | | | | | | | | | | |
|---|-------|------|------------------|-----------------------------|-----------------------|------------------|----------|-----------------|----------------------|------------|---|-----------|---------|-------|------------|----------|----------------|-------------------|--------|-----|
| FREQUENCY | | Mode | Bandwidth [MHz] | Maximum Allowed Power [dBm] | Conducted Power [dBm] | Power Drift [dB] | MPR [dB] | Antenna Config. | Device Serial Number | Modulation | RB Size | RB Offset | Spacing | Side | Duty Cycle | SAR (1g) | Scaling Factor | Reported SAR (1g) | Plot # | |
| MHz | Ch. | | | | | | | | | | | | | | | (W/kg) | | (W/kg) | | |
| 1732.50 | 20175 | Mid | LTE Band 4 (AWS) | 20 | 17.0 | 16.16 | 0.05 | 0 | J | 2674M | QPSK | 1 | 50 | 10 mm | back | 1:1 | 0.052 | 1.213 | 0.063 | |
| 1732.50 | 20175 | Mid | LTE Band 4 (AWS) | 20 | 17.0 | 16.21 | 0.02 | 0 | J | 2674M | QPSK | 50 | 25 | 10 mm | back | 1:1 | 0.051 | 1.199 | 0.061 | |
| 1732.50 | 20175 | Mid | LTE Band 4 (AWS) | 20 | 17.0 | 16.16 | -0.12 | 0 | J | 2674M | QPSK | 1 | 50 | 10 mm | front | 1:1 | 0.064 | 1.213 | 0.078 | |
| 1732.50 | 20175 | Mid | LTE Band 4 (AWS) | 20 | 17.0 | 16.21 | -0.01 | 0 | J | 2674M | QPSK | 50 | 25 | 10 mm | front | 1:1 | 0.064 | 1.199 | 0.077 | |
| 1732.50 | 20175 | Mid | LTE Band 4 (AWS) | 20 | 17.0 | 16.16 | -0.04 | 0 | J | 2674M | QPSK | 1 | 50 | 10 mm | top | 1:1 | 0.198 | 1.213 | 0.240 | A38 |
| 1732.50 | 20175 | Mid | LTE Band 4 (AWS) | 20 | 17.0 | 16.21 | 0.00 | 0 | J | 2674M | QPSK | 50 | 25 | 10 mm | top | 1:1 | 0.191 | 1.199 | 0.229 | |
| 1732.50 | 20175 | Mid | LTE Band 4 (AWS) | 20 | 17.0 | 16.16 | 0.09 | 0 | J | 2674M | QPSK | 1 | 50 | 10 mm | right | 1:1 | 0.027 | 1.213 | 0.033 | |
| 1732.50 | 20175 | Mid | LTE Band 4 (AWS) | 20 | 17.0 | 16.21 | 0.02 | 0 | J | 2674M | QPSK | 50 | 25 | 10 mm | right | 1:1 | 0.025 | 1.199 | 0.030 | |
| ANSI / IEEE C95.1 1992 - SAFETY LIMIT Spatial Peak Uncontrolled Exposure/General Population | | | | | | | | | | | Body 1.6 W/kg (mW/g) averaged over 1 gram | | | | | | | | | |

**Table 11-33
LTE Band 25 (PCS) Hotspot SAR**

| MEASUREMENT RESULTS | | | | | | | | | | | | | | | | | | | | | |
|---|-------|------|-------------------|-----------------------------|-----------------------|------------|------------------|----------|-----------------|----------------------|---|---------|-----------|---------|-------|------------|----------|----------------|-------------------|--------|-----|
| FREQUENCY | | Mode | Bandwidth [MHz] | Maximum Allowed Power [dBm] | Conducted Power [dBm] | Tune State | Power Drift [dB] | MPR [dB] | Antenna Config. | Device Serial Number | Modulation | RB Size | RB Offset | Spacing | Side | Duty Cycle | SAR (1g) | Scaling Factor | Reported SAR (1g) | Plot # | |
| MHz | Ch. | | | | | | | | | | | | | | | | (W/kg) | | (W/kg) | | |
| 1905.00 | 26590 | High | LTE Band 25 (PCS) | 20 | 19.0 | 17.54 | 53 | -0.08 | 0 | A | 1445M | QPSK | 1 | 50 | 10 mm | back | 1:1 | 0.194 | 1.400 | 0.272 | |
| 1905.00 | 26590 | High | LTE Band 25 (PCS) | 20 | 19.0 | 17.45 | 53 | 0.04 | 0 | A | 1445M | QPSK | 50 | 25 | 10 mm | back | 1:1 | 0.194 | 1.429 | 0.277 | |
| 1905.00 | 26590 | High | LTE Band 25 (PCS) | 20 | 19.0 | 17.54 | 53 | 0.01 | 0 | A | 1445M | QPSK | 1 | 50 | 10 mm | front | 1:1 | 0.198 | 1.400 | 0.277 | |
| 1905.00 | 26590 | High | LTE Band 25 (PCS) | 20 | 19.0 | 17.45 | 53 | -0.03 | 0 | A | 1445M | QPSK | 50 | 25 | 10 mm | front | 1:1 | 0.194 | 1.429 | 0.277 | |
| 1860.00 | 26140 | Low | LTE Band 25 (PCS) | 20 | 19.0 | 17.17 | 108 | 0.00 | 0 | A | 1445M | QPSK | 1 | 50 | 10 mm | bottom | 1:1 | 0.465 | 1.524 | 0.709 | |
| 1882.50 | 26365 | Mid | LTE Band 25 (PCS) | 20 | 19.0 | 17.44 | 109 | 0.01 | 0 | A | 1445M | QPSK | 1 | 50 | 10 mm | bottom | 1:1 | 0.530 | 1.432 | 0.759 | |
| 1905.00 | 26590 | High | LTE Band 25 (PCS) | 20 | 19.0 | 17.54 | 109 | 0.02 | 0 | A | 1445M | QPSK | 1 | 50 | 10 mm | bottom | 1:1 | 0.588 | 1.400 | 0.823 | A40 |
| 1860.00 | 26140 | Low | LTE Band 25 (PCS) | 20 | 19.0 | 17.15 | 108 | -0.01 | 0 | A | 1445M | QPSK | 50 | 25 | 10 mm | bottom | 1:1 | 0.461 | 1.531 | 0.706 | |
| 1882.50 | 26365 | Mid | LTE Band 25 (PCS) | 20 | 19.0 | 17.34 | 0 | 0.15 | 0 | A | 1445M | QPSK | 50 | 25 | 10 mm | bottom | 1:1 | 0.506 | 1.466 | 0.742 | |
| 1905.00 | 26590 | High | LTE Band 25 (PCS) | 20 | 19.0 | 17.45 | 26 | -0.03 | 0 | A | 1445M | QPSK | 50 | 25 | 10 mm | bottom | 1:1 | 0.583 | 1.429 | 0.833 | |
| 1905.00 | 26590 | High | LTE Band 25 (PCS) | 20 | 19.0 | 17.33 | 26 | 0.02 | 0 | A | 1445M | QPSK | 100 | 0 | 10 mm | bottom | 1:1 | 0.552 | 1.469 | 0.811 | |
| 1905.00 | 26590 | High | LTE Band 25 (PCS) | 20 | 19.0 | 17.54 | 110 | -0.08 | 0 | A | 1445M | QPSK | 1 | 50 | 10 mm | right | 1:1 | 0.025 | 1.400 | 0.035 | |
| 1905.00 | 26590 | High | LTE Band 25 (PCS) | 20 | 19.0 | 17.45 | 110 | 0.07 | 0 | A | 1445M | QPSK | 50 | 25 | 10 mm | right | 1:1 | 0.024 | 1.429 | 0.034 | |
| 1905.00 | 26590 | High | LTE Band 25 (PCS) | 20 | 19.0 | 17.54 | 108 | 0.09 | 0 | A | 1445M | QPSK | 1 | 50 | 10 mm | left | 1:1 | 0.030 | 1.400 | 0.042 | |
| 1905.00 | 26590 | High | LTE Band 25 (PCS) | 20 | 19.0 | 17.45 | 108 | -0.01 | 0 | A | 1445M | QPSK | 50 | 25 | 10 mm | left | 1:1 | 0.028 | 1.429 | 0.040 | |
| ANSI / IEEE C95.1 1992 - SAFETY LIMIT Spatial Peak Uncontrolled Exposure/General Population | | | | | | | | | | | Body 1.6 W/kg (mW/g) averaged over 1 gram | | | | | | | | | | |





| | | | | |
|--|---|-------------------------------|---|---------------------------------|
| FCC ID: A3LSMS908E |  | SAR EVALUATION REPORT |  | Approved by: Quality Manager |
| Document S/N: 1M2109220110-01.A3L (Rev 1) | Test Dates: 10/18/21 - 12/16/21 | DUT Type: Portable Handset | | Page 92 of 119 |

Table 11-34
LTE Band 2 (PCS) Hotspot SAR

| MEASUREMENT RESULTS | | | | | | | | | | | | | | | | | | | | | |
|---|-------|------|------------------|-----------------------------|-----------------------|------------|------------------|----------|-----------------|---|------------|---------|-----------|---------|-------|------------|----------|----------------|-------------------|--------|-----|
| FREQUENCY | | Mode | Bandwidth [MHz] | Maximum Allowed Power [dBm] | Conducted Power [dBm] | Tune State | Power Drift [dB] | MPR [dB] | Antenna Config. | Device Serial Number | Modulation | RB Size | RB Offset | Spacing | Side | Duty Cycle | SAR (1g) | Scaling Factor | Reported SAR (1g) | Plot # | |
| MHz | Ch. | | | | | | | | | | | | | | | | (W/kg) | | (W/kg) | | |
| 1880.00 | 18900 | Mid | LTE Band 2 (PCS) | 20 | 18.0 | 16.30 | 2 | -0.07 | 0 | A | 1445M | QPSK | 1 | 50 | 10 mm | back | 1:1 | 0.144 | 1.479 | 0.213 | |
| 1880.00 | 18900 | Mid | LTE Band 2 (PCS) | 20 | 18.0 | 16.26 | 2 | -0.09 | 0 | A | 1445M | QPSK | 50 | 25 | 10 mm | back | 1:1 | 0.136 | 1.493 | 0.203 | |
| 1880.00 | 18900 | Mid | LTE Band 2 (PCS) | 20 | 18.0 | 16.30 | 2 | -0.04 | 0 | A | 1445M | QPSK | 1 | 50 | 10 mm | front | 1:1 | 0.161 | 1.479 | 0.238 | |
| 1880.00 | 18900 | Mid | LTE Band 2 (PCS) | 20 | 18.0 | 16.26 | 2 | -0.02 | 0 | A | 1445M | QPSK | 50 | 25 | 10 mm | front | 1:1 | 0.163 | 1.493 | 0.243 | |
| 1880.00 | 18900 | Mid | LTE Band 2 (PCS) | 20 | 18.0 | 16.30 | 2 | -0.02 | 0 | A | 1445M | QPSK | 1 | 50 | 10 mm | bottom | 1:1 | 0.384 | 1.479 | 0.568 | A42 |
| 1880.00 | 18900 | Mid | LTE Band 2 (PCS) | 20 | 18.0 | 16.26 | 2 | 0.03 | 0 | A | 1445M | QPSK | 50 | 25 | 10 mm | bottom | 1:1 | 0.380 | 1.493 | 0.567 | |
| 1880.00 | 18900 | Mid | LTE Band 2 (PCS) | 20 | 18.0 | 16.30 | 2 | 0.14 | 0 | A | 1445M | QPSK | 1 | 50 | 10 mm | right | 1:1 | 0.019 | 1.479 | 0.028 | |
| 1880.00 | 18900 | Mid | LTE Band 2 (PCS) | 20 | 18.0 | 16.26 | 2 | -0.05 | 0 | A | 1445M | QPSK | 50 | 25 | 10 mm | right | 1:1 | 0.018 | 1.493 | 0.027 | |
| 1880.00 | 18900 | Mid | LTE Band 2 (PCS) | 20 | 18.0 | 16.30 | 2 | 0.05 | 0 | A | 1445M | QPSK | 1 | 50 | 10 mm | left | 1:1 | 0.026 | 1.479 | 0.038 | |
| 1880.00 | 18900 | Mid | LTE Band 2 (PCS) | 20 | 18.0 | 16.26 | 2 | -0.08 | 0 | A | 1445M | QPSK | 50 | 25 | 10 mm | left | 1:1 | 0.026 | 1.493 | 0.039 | |
| ANSI / IEEE C95.1 1992 - SAFETY LIMIT Spatial Peak Uncontrolled Exposure/General Population | | | | | | | | | | Body 1.6 W/kg (mW/g) averaged over 1 gram | | | | | | | | | | | |

Table 11-35
LTE Band 41 Hotspot SAR

| MEASUREMENT RESULTS | | | | | | | | | | | | | | | | | | | | | |
|---|-----------|-------|----------|-----------------|-----------------------------|-----------------------|------------------|----------|-----------------|---|------------|---------|-----------|---------|-------|------------|----------|----------------|-------------------|--------|-----|
| Power Class | FREQUENCY | | Mode | Bandwidth [MHz] | Maximum Allowed Power [dBm] | Conducted Power [dBm] | Power Drift [dB] | MPR [dB] | Antenna Config. | Device Serial Number | Modulation | RB Size | RB Offset | Spacing | Side | Duty Cycle | SAR (1g) | Scaling Factor | Reported SAR (1g) | Plot # | |
| | MHz | Ch. | | | | | | | | | | | | | | | (W/kg) | | (W/kg) | | |
| Power Class 3 | 2506.00 | 39750 | Low | LTE Band 41 | 20 | 23.0 | 22.93 | -0.01 | 0 | B | 2003R | QPSK | 1 | 0 | 10 mm | back | 1:1.58 | 0.299 | 1.016 | 0.304 | |
| Power Class 3 | 2506.00 | 39750 | Low | LTE Band 41 | 20 | 23.0 | 22.97 | -0.04 | 0 | B | 2003R | QPSK | 50 | 25 | 10 mm | back | 1:1.58 | 0.282 | 1.007 | 0.284 | |
| Power Class 3 | 2506.00 | 39750 | Low | LTE Band 41 | 20 | 23.0 | 22.93 | 0.02 | 0 | B | 2003R | QPSK | 1 | 0 | 10 mm | front | 1:1.58 | 0.257 | 1.016 | 0.261 | |
| Power Class 3 | 2506.00 | 39750 | Low | LTE Band 41 | 20 | 23.0 | 22.97 | -0.03 | 0 | B | 2003R | QPSK | 50 | 25 | 10 mm | front | 1:1.58 | 0.264 | 1.007 | 0.266 | |
| Power Class 3 | 2506.00 | 39750 | Low | LTE Band 41 | 20 | 23.0 | 22.93 | -0.01 | 0 | B | 2003R | QPSK | 1 | 0 | 10 mm | bottom | 1:1.58 | 0.797 | 1.016 | 0.810 | A44 |
| Power Class 3 | 2549.50 | 40185 | Low-Mid | LTE Band 41 | 20 | 23.0 | 22.79 | 0.01 | 0 | B | 2003R | QPSK | 1 | 50 | 10 mm | bottom | 1:1.58 | 0.659 | 1.050 | 0.692 | |
| Power Class 3 | 2593.00 | 40620 | Mid | LTE Band 41 | 20 | 23.0 | 22.55 | -0.05 | 0 | B | 2003R | QPSK | 1 | 50 | 10 mm | bottom | 1:1.58 | 0.622 | 1.109 | 0.690 | |
| Power Class 3 | 2636.50 | 41055 | Mid-High | LTE Band 41 | 20 | 23.0 | 22.52 | 0.03 | 0 | B | 2003R | QPSK | 1 | 50 | 10 mm | bottom | 1:1.58 | 0.552 | 1.117 | 0.617 | |
| Power Class 3 | 2680.00 | 41490 | High | LTE Band 41 | 20 | 23.0 | 22.51 | 0.03 | 0 | B | 2003R | QPSK | 1 | 99 | 10 mm | bottom | 1:1.58 | 0.723 | 1.119 | 0.809 | |
| Power Class 3 | 2506.00 | 39750 | Low | LTE Band 41 | 20 | 23.0 | 22.97 | 0.01 | 0 | B | 2003R | QPSK | 50 | 25 | 10 mm | bottom | 1:1.58 | 0.779 | 1.007 | 0.784 | |
| Power Class 3 | 2549.50 | 40185 | Low-Mid | LTE Band 41 | 20 | 23.0 | 22.79 | 0.01 | 0 | B | 2003R | QPSK | 50 | 50 | 10 mm | bottom | 1:1.58 | 0.641 | 1.050 | 0.673 | |
| Power Class 3 | 2593.00 | 40620 | Mid | LTE Band 41 | 20 | 23.0 | 22.69 | 0.01 | 0 | B | 2003R | QPSK | 50 | 50 | 10 mm | bottom | 1:1.58 | 0.592 | 1.074 | 0.636 | |
| Power Class 3 | 2636.50 | 41055 | Mid-High | LTE Band 41 | 20 | 23.0 | 22.44 | -0.03 | 0 | B | 2003R | QPSK | 50 | 0 | 10 mm | bottom | 1:1.58 | 0.542 | 1.138 | 0.617 | |
| Power Class 3 | 2680.00 | 41490 | High | LTE Band 41 | 20 | 23.0 | 22.56 | 0.01 | 0 | B | 2003R | QPSK | 50 | 25 | 10 mm | bottom | 1:1.58 | 0.732 | 1.107 | 0.810 | |
| Power Class 3 | 2506.00 | 39750 | Low | LTE Band 41 | 20 | 23.0 | 22.76 | -0.03 | 0 | B | 2003R | QPSK | 100 | 0 | 10 mm | bottom | 1:1.58 | 0.743 | 1.057 | 0.785 | |
| Power Class 2 | 2506.00 | 39750 | Low | LTE Band 41 | 20 | 23.0 | 22.70 | -0.03 | 0 | B | 2003R | QPSK | 1 | 0 | 10 mm | bottom | 1:2.31 | 0.522 | 1.072 | 0.560 | |
| Power Class 3 | 2506.00 | 39750 | Low | LTE Band 41 | 20 | 23.0 | 22.93 | -0.03 | 0 | B | 2003R | QPSK | 1 | 0 | 10 mm | right | 1:1.58 | 0.180 | 1.016 | 0.183 | |
| Power Class 3 | 2506.00 | 39750 | Low | LTE Band 41 | 20 | 23.0 | 22.97 | -0.02 | 0 | B | 2003R | QPSK | 50 | 25 | 10 mm | right | 1:1.58 | 0.179 | 1.007 | 0.180 | |
| ANSI / IEEE C95.1 1992 - SAFETY LIMIT Spatial Peak Uncontrolled Exposure/General Population | | | | | | | | | | Body 1.6 W/kg (mW/g) averaged over 1 gram | | | | | | | | | | | |



| | | | | |
|--|---|-------------------------------|---|---------------------------------|
| FCC ID: A3LSMS908E |  | SAR EVALUATION REPORT |  | Approved by: Quality Manager |
| Document S/N: 1M2109220110-01.A3L (Rev 1) | Test Dates: 10/18/21 - 12/16/21 | DUT Type: Portable Handset | | Page 93 of 119 |

**Table 11-36
NR Band n5 Hotspot SAR**

| MEASUREMENT RESULTS | | | | | | | | | | | | | | | | | | | | | | |
|---|--------|------|-------------------|-----------------------------|-----------------------|----------------|------------------|----------|------------|---|----------|------------|---------|-----------|---------|-------|------------|-----------------|----------------|--------------------------|--------|-----|
| FREQUENCY | | Mode | Bandwidth [MHz] | Maximum Allowed Power [dBm] | Conducted Power [dBm] | Antenna Config | Power Drift [dB] | MPR [dB] | Tune State | Serial Number | Waveform | Modulation | RB Size | RB Offset | Spacing | Side | Duty Cycle | SAR (1g) [W/kg] | Scaling Factor | Reported SAR (1g) [W/kg] | Plot # | |
| Mhz | Ch. | | | | | | | | | | | | | | | | | | | | | |
| 836.50 | 167300 | Mid | NR Band n5 (Cell) | 20 | 25.5 | 24.89 | A | 0.03 | 0 | 116 | 1423M | DFT-S-OFDM | QPSK | 1 | 1 | 10 mm | back | 1:1 | 0.496 | 1.151 | 0.571 | |
| 836.50 | 167300 | Mid | NR Band n5 (Cell) | 20 | 25.5 | 24.78 | A | 0.00 | 0 | 116 | 1423M | DFT-S-OFDM | QPSK | 50 | 28 | 10 mm | back | 1:1 | 0.536 | 1.180 | 0.632 | A46 |
| 836.50 | 167300 | Mid | NR Band n5 (Cell) | 20 | 24.0 | 23.90 | A | 0.03 | 1.5 | 116 | 1423M | CP-OFDM | QPSK | 1 | 1 | 10 mm | back | 1:1 | 0.323 | 1.023 | 0.330 | |
| 836.50 | 167300 | Mid | NR Band n5 (Cell) | 20 | 25.5 | 24.89 | A | 0.00 | 0 | 116 | 1423M | DFT-S-OFDM | QPSK | 1 | 1 | 10 mm | front | 1:1 | 0.332 | 1.151 | 0.382 | |
| 836.50 | 167300 | Mid | NR Band n5 (Cell) | 20 | 25.5 | 24.78 | A | -0.01 | 0 | 116 | 1423M | DFT-S-OFDM | QPSK | 50 | 28 | 10 mm | front | 1:1 | 0.356 | 1.180 | 0.420 | |
| 836.50 | 167300 | Mid | NR Band n5 (Cell) | 20 | 25.5 | 24.89 | A | -0.01 | 0 | 116 | 1423M | DFT-S-OFDM | QPSK | 1 | 1 | 10 mm | bottom | 1:1 | 0.145 | 1.151 | 0.167 | |
| 836.50 | 167300 | Mid | NR Band n5 (Cell) | 20 | 25.5 | 24.78 | A | 0.03 | 0 | 116 | 1423M | DFT-S-OFDM | QPSK | 50 | 28 | 10 mm | bottom | 1:1 | 0.163 | 1.180 | 0.192 | |
| 836.50 | 167300 | Mid | NR Band n5 (Cell) | 20 | 25.5 | 24.89 | A | 0.03 | 0 | 116 | 1423M | DFT-S-OFDM | QPSK | 1 | 1 | 10 mm | right | 1:1 | 0.083 | 1.151 | 0.096 | |
| 836.50 | 167300 | Mid | NR Band n5 (Cell) | 20 | 25.5 | 24.78 | A | -0.04 | 0 | 116 | 1423M | DFT-S-OFDM | QPSK | 50 | 28 | 10 mm | right | 1:1 | 0.073 | 1.180 | 0.086 | |
| 836.50 | 167300 | Mid | NR Band n5 (Cell) | 20 | 25.5 | 24.89 | A | -0.07 | 0 | 116 | 1423M | DFT-S-OFDM | QPSK | 1 | 1 | 10 mm | left | 1:1 | 0.145 | 1.151 | 0.167 | |
| 836.50 | 167300 | Mid | NR Band n5 (Cell) | 20 | 25.5 | 24.78 | A | 0.06 | 0 | 116 | 1423M | DFT-S-OFDM | QPSK | 50 | 28 | 10 mm | left | 1:1 | 0.134 | 1.180 | 0.158 | |
| ANSI / IEEE C35.1 1992 - SAFETY LIMIT Spatial Peak Uncontrolled Exposure/General Population | | | | | | | | | | Body 1.6 W/kg (mW/g) averaged over 1 gram | | | | | | | | | | | | |

**Table 11-37
NR Band n66 Hotspot SAR**

| MEASUREMENT RESULTS | | | | | | | | | | | | | | | | | | | | | | |
|---|--------|------|-------------------|-----------------------------|-----------------------|----------------|------------------|----------|------------|---|----------|------------|---------|-----------|---------|-------|------------|-----------------|----------------|--------------------------|--------|-----|
| FREQUENCY | | Mode | Bandwidth [MHz] | Maximum Allowed Power [dBm] | Conducted Power [dBm] | Antenna Config | Power Drift [dB] | MPR [dB] | Tune State | Serial Number | Waveform | Modulation | RB Size | RB Offset | Spacing | Side | Duty Cycle | SAR (1g) [W/kg] | Scaling Factor | Reported SAR (1g) [W/kg] | Plot # | |
| Mhz | Ch. | | | | | | | | | | | | | | | | | | | | | |
| 1770.00 | 354000 | High | NR Band n66 (AWS) | 20 | 19.5 | 18.70 | A | 0.01 | 0 | 78 | 1424M | DFT-S-OFDM | QPSK | 1 | 104 | 10 mm | back | 1:1 | 0.254 | 1.202 | 0.305 | |
| 1770.00 | 354000 | High | NR Band n66 (AWS) | 20 | 19.5 | 18.64 | A | 0.00 | 0 | 78 | 1424M | DFT-S-OFDM | QPSK | 50 | 0 | 10 mm | back | 1:1 | 0.253 | 1.219 | 0.306 | |
| 1770.00 | 354000 | High | NR Band n66 (AWS) | 20 | 19.5 | 18.70 | A | 0.00 | 0 | 53 | 1424M | DFT-S-OFDM | QPSK | 1 | 104 | 10 mm | front | 1:1 | 0.194 | 1.202 | 0.233 | |
| 1770.00 | 354000 | High | NR Band n66 (AWS) | 20 | 19.5 | 18.64 | A | -0.03 | 0 | 53 | 1424M | DFT-S-OFDM | QPSK | 50 | 0 | 10 mm | front | 1:1 | 0.192 | 1.219 | 0.234 | |
| 1770.00 | 354000 | High | NR Band n66 (AWS) | 20 | 19.5 | 18.70 | A | -0.08 | 0 | 26 | 1424M | DFT-S-OFDM | QPSK | 1 | 104 | 10 mm | bottom | 1:1 | 0.481 | 1.202 | 0.578 | A48 |
| 1770.00 | 354000 | High | NR Band n66 (AWS) | 20 | 19.5 | 18.64 | A | 0.01 | 0 | 53 | 1424M | DFT-S-OFDM | QPSK | 50 | 0 | 10 mm | bottom | 1:1 | 0.452 | 1.219 | 0.551 | |
| 1770.00 | 354000 | High | NR Band n66 (AWS) | 20 | 19.5 | 18.65 | A | 0.04 | 0 | 26 | 1424M | CP-OFDM | QPSK | 1 | 1 | 10 mm | bottom | 1:1 | 0.467 | 1.216 | 0.568 | |
| 1770.00 | 354000 | High | NR Band n66 (AWS) | 20 | 19.5 | 18.70 | A | -0.08 | 0 | 26 | 1424M | DFT-S-OFDM | QPSK | 1 | 104 | 10 mm | right | 1:1 | 0.035 | 1.202 | 0.042 | |
| 1770.00 | 354000 | High | NR Band n66 (AWS) | 20 | 19.5 | 18.64 | A | -0.13 | 0 | 26 | 1424M | DFT-S-OFDM | QPSK | 50 | 0 | 10 mm | right | 1:1 | 0.040 | 1.219 | 0.049 | |
| 1770.00 | 354000 | High | NR Band n66 (AWS) | 20 | 19.5 | 18.70 | A | 0.02 | 0 | 26 | 1424M | DFT-S-OFDM | QPSK | 1 | 104 | 10 mm | left | 1:1 | 0.040 | 1.202 | 0.048 | |
| 1770.00 | 354000 | High | NR Band n66 (AWS) | 20 | 19.5 | 18.64 | A | 0.00 | 0 | 26 | 1424M | DFT-S-OFDM | QPSK | 50 | 0 | 10 mm | left | 1:1 | 0.042 | 1.219 | 0.051 | |
| 1770.00 | 354000 | High | NR Band n66 (AWS) | 20 | 20.0 | 19.12 | J | -0.02 | 0 | N/A | 1424M | DFT-S-OFDM | QPSK | 1 | 104 | 10 mm | back | 1:1 | 0.096 | 1.225 | 0.118 | |
| 1770.00 | 354000 | High | NR Band n66 (AWS) | 20 | 20.0 | 19.01 | J | 0.02 | 0 | N/A | 1424M | DFT-S-OFDM | QPSK | 50 | 56 | 10 mm | back | 1:1 | 0.097 | 1.256 | 0.122 | |
| 1770.00 | 354000 | High | NR Band n66 (AWS) | 20 | 20.0 | 19.12 | J | 0.02 | 0 | N/A | 1424M | DFT-S-OFDM | QPSK | 1 | 104 | 10 mm | front | 1:1 | 0.099 | 1.225 | 0.121 | |
| 1770.00 | 354000 | High | NR Band n66 (AWS) | 20 | 20.0 | 19.01 | J | 0.00 | 0 | N/A | 1424M | DFT-S-OFDM | QPSK | 50 | 56 | 10 mm | front | 1:1 | 0.098 | 1.256 | 0.123 | |
| 1770.00 | 354000 | High | NR Band n66 (AWS) | 20 | 20.0 | 19.12 | J | 0.01 | 0 | N/A | 1424M | DFT-S-OFDM | QPSK | 1 | 104 | 10 mm | top | 1:1 | 0.318 | 1.225 | 0.390 | |
| 1770.00 | 354000 | High | NR Band n66 (AWS) | 20 | 20.0 | 19.01 | J | -0.03 | 0 | N/A | 1424M | DFT-S-OFDM | QPSK | 50 | 56 | 10 mm | top | 1:1 | 0.286 | 1.256 | 0.359 | |
| 1770.00 | 354000 | High | NR Band n66 (AWS) | 20 | 20.0 | 18.92 | J | 0.04 | 0 | N/A | 1424M | CP-OFDM | QPSK | 1 | 1 | 10 mm | top | 1:1 | 0.312 | 1.282 | 0.400 | |
| 1770.00 | 354000 | High | NR Band n66 (AWS) | 20 | 20.0 | 19.12 | J | -0.03 | 0 | N/A | 1424M | DFT-S-OFDM | QPSK | 1 | 104 | 10 mm | right | 1:1 | 0.044 | 1.225 | 0.054 | |
| 1770.00 | 354000 | High | NR Band n66 (AWS) | 20 | 20.0 | 19.01 | J | 0.02 | 0 | N/A | 1424M | DFT-S-OFDM | QPSK | 50 | 56 | 10 mm | right | 1:1 | 0.043 | 1.256 | 0.054 | |
| ANSI / IEEE C35.1 1992 - SAFETY LIMIT Spatial Peak Uncontrolled Exposure/General Population | | | | | | | | | | Body 1.6 W/kg (mW/g) averaged over 1 gram | | | | | | | | | | | | |

| | | | | |
|--|---|-------------------------------|---|---------------------------------|
| FCC ID: A3LSMS908E |  PCTEST Proud to be part of element | SAR EVALUATION REPORT |  | Approved by: Quality Manager |
| Document S/N: 1M2109220110-01.A3L (Rev 1) | Test Dates: 10/18/21 - 12/16/21 | DUT Type: Portable Handset | | Page 94 of 119 |

**Table 11-38
DTS SISO WLAN Hotspot SAR**

| MEASUREMENT RESULTS | | | | | | | | | | | | | | | | | | | |
|---|-----|---------|---------|-----------------|-----------------------------|-----------------------|------------------|---------|-----------------|----------------------|---|-------|----------------|-----------------------|----------|------------------------|-----------------------------|-------------------|--------|
| FREQUENCY | | Mode | Service | Bandwidth [MHz] | Maximum Allowed Power [dBm] | Conducted Power [dBm] | Power Drift [dB] | Spacing | Antenna Config. | Device Serial Number | Data Rate (Mbps) | Side | Duty Cycle (%) | Peak SAR of Area Scan | SAR (1g) | Scaling Factor (Power) | Scaling Factor (Duty Cycle) | Reported SAR (1g) | Plot # |
| MHz | Ch. | | | | | | | | | | | | | W/kg | (W/kg) | | | (W/kg) | |
| 2437 | 6 | 802.11b | DSSS | 22 | 20.5 | 19.81 | 0.06 | 10 mm | 1 | 0841M | 1 | back | 99.8 | 0.125 | 0.094 | 1.172 | 1.002 | 0.110 | |
| 2437 | 6 | 802.11b | DSSS | 22 | 20.5 | 19.81 | 0.05 | 10 mm | 1 | 0841M | 1 | front | 99.8 | 0.041 | 0.034 | 1.172 | 1.002 | 0.040 | |
| 2437 | 6 | 802.11b | DSSS | 22 | 20.5 | 19.81 | -0.19 | 10 mm | 1 | 0841M | 1 | top | 99.8 | 0.034 | 0.029 | 1.172 | 1.002 | 0.034 | |
| 2437 | 6 | 802.11b | DSSS | 22 | 20.5 | 19.81 | -0.14 | 10 mm | 1 | 0841M | 1 | left | 99.8 | 0.049 | 0.037 | 1.172 | 1.002 | 0.043 | |
| 2437 | 6 | 802.11b | DSSS | 22 | 20.5 | 19.99 | -0.02 | 10 mm | 2 | 0841M | 1 | back | 99.8 | 0.327 | 0.256 | 1.125 | 1.002 | 0.289 | |
| 2437 | 6 | 802.11b | DSSS | 22 | 20.5 | 19.99 | 0.03 | 10 mm | 2 | 0841M | 1 | front | 99.8 | 0.202 | 0.165 | 1.125 | 1.002 | 0.186 | |
| 2437 | 6 | 802.11b | DSSS | 22 | 20.5 | 19.99 | -0.03 | 10 mm | 2 | 0841M | 1 | left | 99.8 | 0.481 | 0.358 | 1.125 | 1.002 | 0.404 | A50 |
| ANSI / IEEE C95.1 1992 - SAFETY LIMIT Spatial Peak Uncontrolled Exposure/General Population | | | | | | | | | | | Body 1.6 W/kg (mW/g) averaged over 1 gram | | | | | | | | |



**Table 11-39
MIMO WLAN Hotspot SAR**

| MEASUREMENT RESULTS | | | | | | | | | | | | | | | | | | | | | |
|---|-----|----------|---------|-----------------|-------------------------------------|-------------------------------|-------------------------------------|-------------------------------|------------------|---------|---|----------------------|------------------|-------|----------------|-----------------------|----------|------------------------|-----------------------------|-------------------|--------|
| FREQUENCY | | Mode | Service | Bandwidth [MHz] | Maximum Allowed Power (Ant 1) [dBm] | Conducted Power (Ant 1) [dBm] | Maximum Allowed Power (Ant 2) [dBm] | Conducted Power (Ant 2) [dBm] | Power Drift [dB] | Spacing | Antenna Config. | Device Serial Number | Data Rate (Mbps) | Side | Duty Cycle (%) | Peak SAR of Area Scan | SAR (1g) | Scaling Factor (Power) | Scaling Factor (Duty Cycle) | Reported SAR (1g) | Plot # |
| MHz | Ch. | | | | | | | | | | | | | | | W/kg | (W/kg) | | | (W/kg) | |
| 2437 | 6 | 802.11n | OFDM | 20 | 18.5 | 17.68 | 18.5 | 17.51 | 0.01 | 10 mm | MIMO | 0843M | 13 | back | 98.0 | 0.189 | 0.146 | 1.256 | 1.020 | 0.187 | |
| 2437 | 6 | 802.11n | OFDM | 20 | 18.5 | 17.68 | 18.5 | 17.51 | -0.02 | 10 mm | MIMO | 0843M | 13 | front | 98.0 | 0.111 | 0.091 | 1.256 | 1.020 | 0.117 | |
| 2437 | 6 | 802.11n | OFDM | 20 | 18.5 | 17.68 | 18.5 | 17.51 | -0.05 | 10 mm | MIMO | 0843M | 13 | top | 98.0 | 0.045 | 0.037 | 1.256 | 1.020 | 0.047 | |
| 2437 | 6 | 802.11n | OFDM | 20 | 18.5 | 17.68 | 18.5 | 17.51 | -0.03 | 10 mm | MIMO | 0843M | 13 | left | 98.0 | 0.294 | 0.230 | 1.256 | 1.020 | 0.295 | |
| 5775 | 155 | 802.11ac | OFDM | 80 | 15.5 | 14.49 | 15.5 | 14.89 | -0.21 | 10 mm | MIMO | 0843M | 58.5 | back | 92.4 | 0.232 | 0.180 | 1.262 | 1.082 | 0.246 | A52 |
| 5775 | 155 | 802.11ac | OFDM | 80 | 15.5 | 14.49 | 15.5 | 14.89 | -0.14 | 10 mm | MIMO | 0843M | 58.5 | front | 92.4 | 0.083 | 0.066 | 1.262 | 1.082 | 0.090 | |
| 5775 | 155 | 802.11ac | OFDM | 80 | 15.5 | 14.49 | 15.5 | 14.89 | -0.16 | 10 mm | MIMO | 0843M | 58.5 | top | 92.4 | 0.060 | 0.035 | 1.262 | 1.082 | 0.048 | |
| 5775 | 155 | 802.11ac | OFDM | 80 | 15.5 | 14.49 | 15.5 | 14.89 | -0.16 | 10 mm | MIMO | 0843M | 58.5 | left | 92.4 | 0.184 | 0.116 | 1.262 | 1.082 | 0.158 | |
| ANSI / IEEE C95.1 1992 - SAFETY LIMIT Spatial Peak Uncontrolled Exposure/General Population | | | | | | | | | | | Body 1.6 W/kg (mW/g) averaged over 1 gram | | | | | | | | | | |

Note: For 2.4 GHz WLAN to achieve the 21.5 dBm maximum allowed MIMO power shown in the documentation, each antenna transmits at a maximum allowed power of 18.5 dBm. For 5 GHz WLAN to achieve the 18.5 dBm maximum allowed MIMO power shown in the documentation, each antenna transmits at a maximum allowed power of 15.5 dBm

**Table 11-40
DSS Hotspot SAR**

| MEASUREMENT RESULTS | | | | | | | | | | | | | | | | | |
|---|-----|-----------|---------|-----------------------------|-----------------------|------------------|---------|-----------------|----------------------|------------------|---|----------------|----------|-----------------------------|-----------------------------|-------------------|--------|
| FREQUENCY | | Mode | Service | Maximum Allowed Power [dBm] | Conducted Power [dBm] | Power Drift [dB] | Spacing | Antenna Config. | Device Serial Number | Data Rate (Mbps) | Side | Duty Cycle (%) | SAR (1g) | Scaling Factor (Cond Power) | Scaling Factor (Duty Cycle) | Reported SAR (1g) | Plot # |
| MHz | Ch. | | | | | | | | | | | | (W/kg) | | | (W/kg) | |
| 2441 | 39 | Bluetooth | FHSS | 18.0 | 17.47 | -0.01 | 10 mm | 1 | 0841M | 1 | back | 77.00 | 0.034 | 1.130 | 1.299 | 0.050 | |
| 2441 | 39 | Bluetooth | FHSS | 18.0 | 17.47 | 0.07 | 10 mm | 1 | 0841M | 1 | front | 77.00 | 0.019 | 1.130 | 1.299 | 0.028 | |
| 2441 | 39 | Bluetooth | FHSS | 18.0 | 17.47 | -0.18 | 10 mm | 1 | 0841M | 1 | top | 77.00 | 0.016 | 1.130 | 1.299 | 0.023 | |
| 2441 | 39 | Bluetooth | FHSS | 18.0 | 17.47 | -0.05 | 10 mm | 1 | 0841M | 1 | left | 77.00 | 0.017 | 1.130 | 1.299 | 0.025 | |
| 2441 | 39 | Bluetooth | FHSS | 17.5 | 16.73 | 0.12 | 10 mm | 2 | 0841M | 1 | back | 77.00 | 0.110 | 1.194 | 1.299 | 0.171 | |
| 2441 | 39 | Bluetooth | FHSS | 17.5 | 16.73 | 0.08 | 10 mm | 2 | 0841M | 1 | front | 77.00 | 0.092 | 1.194 | 1.299 | 0.143 | |
| 2441 | 39 | Bluetooth | FHSS | 17.5 | 16.73 | 0.10 | 10 mm | 2 | 0841M | 1 | left | 77.00 | 0.188 | 1.194 | 1.299 | 0.292 | A54 |
| ANSI / IEEE C95.1 1992 - SAFETY LIMIT Spatial Peak Uncontrolled Exposure/General Population | | | | | | | | | | | Body 1.6 W/kg (mW/g) averaged over 1 gram | | | | | | |

| | | | | |
|--|---|-------------------------------|---|---------------------------------|
| FCC ID: A3LSMS908E |  | SAR EVALUATION REPORT |  | Approved by: Quality Manager |
| Document S/N: 1M2109220110-01.A3L (Rev 1) | Test Dates: 10/18/21 - 12/16/21 | DUT Type: Portable Handset | | Page 95 of 119 |

11.4 Standalone Phablet SAR Data

**Table 11-41
GSM/UMTS Phablet SAR Data**

| MEASUREMENT RESULTS | | | | | | | | | | | | | | | | | |
|---------------------|------|-----------|---------|-----------------------------|-----------------------|------------|------------------|---------|-----------------|----------------------|-----------------|------------|--------|-----------|----------------|--------------------|--------|
| FREQUENCY | | Mode | Service | Maximum Allowed Power [dBm] | Conducted Power [dBm] | Tune State | Power Drift [dB] | Spacing | Antenna Config. | Device Serial Number | # of Time Slots | Duty Cycle | Side | SAR (10g) | Scaling Factor | Reported SAR (10g) | Plot # |
| MHz | Ch. | | | | | | | | | | | | | (W/kg) | | (W/kg) | |
| 1909.80 | 810 | GSM 1900 | GPRS | 27.5 | 26.36 | N/A | 0.01 | 6 mm | A | 2006R | 3 | 1:2.76 | back | 0.722 | 1.300 | 0.939 | |
| 1909.80 | 810 | GSM 1900 | GPRS | 27.5 | 26.36 | N/A | 0.13 | 6 mm | A | 2006R | 3 | 1:2.76 | front | 0.982 | 1.300 | 1.277 | |
| 1909.80 | 810 | GSM 1900 | GPRS | 27.5 | 26.36 | N/A | -0.06 | 12 mm | A | 2006R | 3 | 1:2.76 | bottom | 0.717 | 1.300 | 0.932 | |
| 1909.80 | 810 | GSM 1900 | GPRS | 27.5 | 26.36 | N/A | 0.12 | 0 mm | A | 2006R | 3 | 1:2.76 | right | 0.362 | 1.300 | 0.471 | |
| 1909.80 | 810 | GSM 1900 | GPRS | 27.5 | 26.36 | N/A | 0.00 | 0 mm | A | 2006R | 3 | 1:2.76 | left | 0.226 | 1.300 | 0.294 | |
| 1850.20 | 512 | GSM 1900 | GPRS | 26.5 | 25.71 | N/A | -0.05 | 0 mm | A | 2006R | 3 | 1:2.76 | back | 1.870 | 1.199 | 2.242 | |
| 1880.00 | 661 | GSM 1900 | GPRS | 26.5 | 25.83 | N/A | -0.05 | 0 mm | A | 2006R | 3 | 1:2.76 | back | 2.190 | 1.167 | 2.556 | |
| 1909.80 | 810 | GSM 1900 | GPRS | 26.5 | 25.97 | N/A | -0.01 | 0 mm | A | 2006R | 3 | 1:2.76 | back | 2.000 | 1.130 | 2.260 | |
| 1850.20 | 512 | GSM 1900 | GPRS | 26.5 | 25.71 | N/A | -0.03 | 0 mm | A | 2006R | 3 | 1:2.76 | front | 1.720 | 1.199 | 2.062 | |
| 1880.00 | 661 | GSM 1900 | GPRS | 26.5 | 25.83 | N/A | -0.09 | 0 mm | A | 2006R | 3 | 1:2.76 | front | 1.760 | 1.167 | 2.054 | |
| 1909.80 | 810 | GSM 1900 | GPRS | 26.5 | 25.97 | N/A | -0.03 | 0 mm | A | 2006R | 3 | 1:2.76 | front | 1.910 | 1.130 | 2.158 | |
| 1850.20 | 512 | GSM 1900 | GPRS | 26.5 | 25.71 | N/A | -0.10 | 0 mm | A | 2006R | 3 | 1:2.76 | bottom | 2.020 | 1.199 | 2.422 | |
| 1880.00 | 661 | GSM 1900 | GPRS | 26.5 | 25.83 | N/A | -0.10 | 0 mm | A | 2006R | 3 | 1:2.76 | bottom | 2.760 | 1.167 | 3.221 | A55 |
| 1909.80 | 810 | GSM 1900 | GPRS | 26.5 | 25.97 | N/A | -0.07 | 0 mm | A | 2006R | 3 | 1:2.76 | bottom | 2.160 | 1.130 | 2.441 | |
| 1732.40 | 1412 | UMTS 1750 | RMC | 24.0 | 23.64 | 109 | -0.02 | 6 mm | A | 2006R | N/A | 1:1 | back | 1.640 | 1.086 | 1.781 | |
| 1732.40 | 1412 | UMTS 1750 | RMC | 24.0 | 23.64 | 109 | -0.05 | 6 mm | A | 2006R | N/A | 1:1 | front | 1.350 | 1.086 | 1.466 | |
| 1732.40 | 1412 | UMTS 1750 | RMC | 24.0 | 23.64 | 109 | 0.00 | 12 mm | A | 2006R | N/A | 1:1 | bottom | 1.200 | 1.086 | 1.303 | |
| 1732.40 | 1412 | UMTS 1750 | RMC | 24.0 | 23.64 | 109 | -0.04 | 0 mm | A | 2006R | N/A | 1:1 | right | 0.712 | 1.086 | 0.773 | |
| 1732.40 | 1412 | UMTS 1750 | RMC | 24.0 | 23.64 | 109 | -0.03 | 0 mm | A | 2006R | N/A | 1:1 | left | 0.320 | 1.086 | 0.348 | |
| 1732.40 | 1412 | UMTS 1750 | RMC | 20.0 | 19.92 | 109 | -0.06 | 0 mm | A | 2006R | N/A | 1:1 | back | 1.520 | 1.019 | 1.549 | |
| 1732.40 | 1412 | UMTS 1750 | RMC | 20.0 | 19.92 | 109 | 0.00 | 0 mm | A | 2006R | N/A | 1:1 | front | 1.560 | 1.019 | 1.590 | |
| 1712.40 | 1312 | UMTS 1750 | RMC | 20.0 | 19.45 | 109 | -0.01 | 0 mm | A | 2006R | N/A | 1:1 | bottom | 1.930 | 1.135 | 2.191 | |
| 1732.40 | 1412 | UMTS 1750 | RMC | 20.0 | 19.92 | 109 | 0.01 | 0 mm | A | 2006R | N/A | 1:1 | bottom | 1.980 | 1.019 | 2.018 | A56 |
| 1752.60 | 1513 | UMTS 1750 | RMC | 20.0 | 19.67 | 109 | -0.02 | 0 mm | A | 2006R | N/A | 1:1 | bottom | 1.940 | 1.079 | 2.093 | |
| 1907.60 | 9538 | UMTS 1900 | RMC | 24.0 | 23.33 | 53 | -0.03 | 6 mm | A | 2006R | N/A | 1:1 | back | 1.500 | 1.167 | 1.751 | |
| 1907.60 | 9538 | UMTS 1900 | RMC | 24.0 | 23.33 | 53 | -0.01 | 6 mm | A | 2006R | N/A | 1:1 | front | 1.040 | 1.167 | 1.214 | |
| 1907.60 | 9538 | UMTS 1900 | RMC | 24.0 | 23.33 | 53 | 0.01 | 12 mm | A | 2006R | N/A | 1:1 | bottom | 1.380 | 1.167 | 1.610 | |
| 1907.60 | 9538 | UMTS 1900 | RMC | 24.0 | 23.33 | 53 | -0.15 | 0 mm | A | 2006R | N/A | 1:1 | right | 0.574 | 1.167 | 0.670 | |
| 1907.60 | 9538 | UMTS 1900 | RMC | 24.0 | 23.33 | 53 | 0.01 | 0 mm | A | 2006R | N/A | 1:1 | left | 0.351 | 1.167 | 0.410 | |
| 1852.40 | 9262 | UMTS 1900 | RMC | 21.5 | 20.62 | 53 | 0.00 | 0 mm | A | 2006R | N/A | 1:1 | back | 2.000 | 1.225 | 2.450 | |
| 1880.00 | 9400 | UMTS 1900 | RMC | 21.5 | 20.97 | 53 | 0.04 | 0 mm | A | 2006R | N/A | 1:1 | back | 2.090 | 1.130 | 2.362 | |
| 1907.60 | 9538 | UMTS 1900 | RMC | 21.5 | 20.82 | 53 | 0.02 | 0 mm | A | 2006R | N/A | 1:1 | back | 2.120 | 1.169 | 2.478 | |
| 1852.40 | 9262 | UMTS 1900 | RMC | 21.5 | 20.62 | 53 | 0.01 | 0 mm | A | 2006R | N/A | 1:1 | front | 2.010 | 1.225 | 2.462 | |
| 1880.00 | 9400 | UMTS 1900 | RMC | 21.5 | 20.97 | 53 | -0.04 | 0 mm | A | 2006R | N/A | 1:1 | front | 2.020 | 1.130 | 2.283 | |
| 1907.60 | 9538 | UMTS 1900 | RMC | 21.5 | 20.82 | 53 | -0.02 | 0 mm | A | 2006R | N/A | 1:1 | front | 1.880 | 1.169 | 2.198 | |
| 1852.40 | 9262 | UMTS 1900 | RMC | 21.5 | 20.62 | 53 | 0.02 | 0 mm | A | 2006R | N/A | 1:1 | bottom | 2.550 | 1.225 | 3.124 | |
| 1880.00 | 9400 | UMTS 1900 | RMC | 21.5 | 20.97 | 53 | -0.01 | 0 mm | A | 2006R | N/A | 1:1 | bottom | 2.880 | 1.130 | 3.254 | A57 |
| 1907.60 | 9538 | UMTS 1900 | RMC | 21.5 | 20.82 | 53 | 0.03 | 0 mm | A | 2006R | N/A | 1:1 | bottom | 2.330 | 1.169 | 2.724 | |
| 1880.00 | 9400 | UMTS 1900 | RMC | 21.5 | 20.97 | 53 | -0.02 | 0 mm | A | 2006R | N/A | 1:1 | bottom | 2.710 | 1.130 | 3.062 | |

ANSI / IEEE C95.1 1992 - SAFETY LIMIT
Spatial Peak
Uncontrolled Exposure/General Population

Phablet
4.0 W/kg (mW/g)
averaged over 10 grams

Note: Blue entry represents variability measurement.




| | | | | |
|--|---|-------------------------------|---|---------------------------------|
| FCC ID: A3LSMS908E |  PCTEST Proud to be part of  | SAR EVALUATION REPORT |  | Approved by: Quality Manager |
| Document S/N: 1M2109220110-01.A3L (Rev 1) | Test Dates: 10/18/21 - 12/16/21 | DUT Type: Portable Handset | | Page 96 of 119 |

Table 11-42
LTE Band 66 (AWS) Phablet SAR

| MEASUREMENT RESULTS | | | | | | | | | | | | | | | | | | | | | |
|---|--------|------|-------------------|-----------------------------|-----------------------|------------|------------------|----------|-----------------|--|------------|---------|-----------|---------|-------|------------|-----------|----------------|--------------------|--------|-----|
| FREQUENCY | | Mode | Bandwidth [MHz] | Maximum Allowed Power [dBm] | Conducted Power [dBm] | Tune State | Power Drift [dB] | MPR [dB] | Antenna Config. | Serial Number | Modulation | RB Size | RB Offset | Spacing | Side | Duty Cycle | SAR (10g) | Scaling Factor | Reported SAR (10g) | Plot # | |
| MHz | Ch. | | | | | | | | | | | | | | | | (W/kg) | | (W/kg) | | |
| 1770.00 | 132572 | High | LTE Band 66 (AWS) | 20 | 23.0 | 22.81 | 26 | -0.04 | 0 | A | 1451M | QPSK | 1 | 50 | 6 mm | back | 1:1 | 1.180 | 1.045 | 1.233 | |
| 1770.00 | 132572 | High | LTE Band 66 (AWS) | 20 | 22.0 | 21.83 | 26 | 0.00 | 1 | A | 1451M | QPSK | 50 | 25 | 6 mm | back | 1:1 | 0.951 | 1.040 | 0.989 | |
| 1770.00 | 132572 | High | LTE Band 66 (AWS) | 20 | 23.0 | 22.81 | 26 | 0.02 | 0 | A | 1451M | QPSK | 1 | 50 | 6 mm | front | 1:1 | 0.824 | 1.045 | 0.861 | |
| 1770.00 | 132572 | High | LTE Band 66 (AWS) | 20 | 22.0 | 21.83 | 26 | 0.00 | 1 | A | 1451M | QPSK | 50 | 25 | 6 mm | front | 1:1 | 0.655 | 1.040 | 0.681 | |
| 1770.00 | 132572 | High | LTE Band 66 (AWS) | 20 | 23.0 | 22.81 | 109 | 0.03 | 0 | A | 1451M | QPSK | 1 | 50 | 12 mm | bottom | 1:1 | 0.792 | 1.045 | 0.828 | |
| 1770.00 | 132572 | High | LTE Band 66 (AWS) | 20 | 22.0 | 21.83 | 109 | 0.02 | 1 | A | 1451M | QPSK | 50 | 25 | 12 mm | bottom | 1:1 | 0.630 | 1.040 | 0.655 | |
| 1770.00 | 132572 | High | LTE Band 66 (AWS) | 20 | 23.0 | 22.81 | 53 | 0.02 | 0 | A | 1451M | QPSK | 1 | 50 | 0 mm | right | 1:1 | 0.387 | 1.045 | 0.404 | |
| 1770.00 | 132572 | High | LTE Band 66 (AWS) | 20 | 22.0 | 21.83 | 53 | -0.02 | 1 | A | 1451M | QPSK | 50 | 25 | 0 mm | right | 1:1 | 0.302 | 1.040 | 0.314 | |
| 1770.00 | 132572 | High | LTE Band 66 (AWS) | 20 | 23.0 | 22.81 | 53 | 0.01 | 0 | A | 1451M | QPSK | 1 | 50 | 0 mm | left | 1:1 | 0.253 | 1.045 | 0.264 | |
| 1770.00 | 132572 | High | LTE Band 66 (AWS) | 20 | 22.0 | 21.83 | 53 | 0.01 | 1 | A | 1451M | QPSK | 50 | 25 | 0 mm | left | 1:1 | 0.202 | 1.040 | 0.210 | |
| 1770.00 | 132572 | High | LTE Band 66 (AWS) | 20 | 20.0 | 18.79 | 52 | 0.02 | 0 | A | 1445M | QPSK | 1 | 50 | 0 mm | back | 1:1 | 1.120 | 1.321 | 1.480 | |
| 1770.00 | 132572 | High | LTE Band 66 (AWS) | 20 | 20.0 | 18.92 | 52 | -0.01 | 0 | A | 1445M | QPSK | 50 | 25 | 0 mm | back | 1:1 | 1.120 | 1.282 | 1.436 | |
| 1770.00 | 132572 | High | LTE Band 66 (AWS) | 20 | 20.0 | 18.79 | 52 | 0.03 | 0 | A | 1445M | QPSK | 1 | 50 | 0 mm | front | 1:1 | 1.010 | 1.321 | 1.334 | |
| 1770.00 | 132572 | High | LTE Band 66 (AWS) | 20 | 20.0 | 18.92 | 52 | 0.00 | 0 | A | 1445M | QPSK | 50 | 25 | 0 mm | front | 1:1 | 1.020 | 1.282 | 1.308 | |
| 1720.00 | 132072 | Low | LTE Band 66 (AWS) | 20 | 20.0 | 18.61 | 6 | 0.02 | 0 | A | 1445M | QPSK | 1 | 50 | 0 mm | bottom | 1:1 | 1.370 | 1.377 | 1.886 | |
| 1745.00 | 132322 | Md | LTE Band 66 (AWS) | 20 | 20.0 | 18.68 | 6 | 0.00 | 0 | A | 1445M | QPSK | 1 | 50 | 0 mm | bottom | 1:1 | 1.340 | 1.355 | 1.816 | |
| 1770.00 | 132572 | High | LTE Band 66 (AWS) | 20 | 20.0 | 18.79 | 6 | -0.01 | 0 | A | 1445M | QPSK | 1 | 50 | 0 mm | bottom | 1:1 | 1.380 | 1.321 | 1.823 | |
| 1770.00 | 132572 | High | LTE Band 66 (AWS) | 20 | 20.0 | 18.92 | 6 | -0.01 | 0 | A | 1445M | QPSK | 50 | 25 | 0 mm | bottom | 1:1 | 1.390 | 1.282 | 1.782 | A58 |
| ANSI / IEEE C95.1 1992 - SAFETY LIMIT Spatial PeAK Uncontrolled Exposure/General Population | | | | | | | | | | Phablet 4.0 W/kg (mW/g) averaged over 10 grams | | | | | | | | | | | |

Table 11-43
LTE Band 25 (PCS) Phablet SAR

| MEASUREMENT RESULTS | | | | | | | | | | | | | | | | | | | | | |
|---|-------|------|-------------------|-----------------------------|-----------------------|------------|------------------|----------|-----------------|--|------------|---------|-----------|---------|-------|------------|-----------|----------------|--------------------|--------|-----|
| FREQUENCY | | Mode | Bandwidth [MHz] | Maximum Allowed Power [dBm] | Conducted Power [dBm] | Tune State | Power Drift [dB] | MPR [dB] | Antenna Config. | Serial Number | Modulation | RB Size | RB Offset | Spacing | Side | Duty Cycle | SAR (10g) | Scaling Factor | Reported SAR (10g) | Plot # | |
| MHz | Ch. | | | | | | | | | | | | | | | | (W/kg) | | (W/kg) | | |
| 1905.00 | 26590 | High | LTE Band 25 (PCS) | 20 | 23.5 | 22.40 | 53 | 0.01 | 0 | A | 1445M | QPSK | 1 | 50 | 6 mm | back | 1:1 | 0.714 | 1.288 | 0.920 | |
| 1905.00 | 26590 | High | LTE Band 25 (PCS) | 20 | 22.5 | 21.32 | 53 | 0.00 | 1 | A | 1445M | QPSK | 50 | 25 | 6 mm | back | 1:1 | 0.561 | 1.312 | 0.736 | |
| 1905.00 | 26590 | High | LTE Band 25 (PCS) | 20 | 23.5 | 22.40 | 108 | 0.00 | 0 | A | 1445M | QPSK | 1 | 50 | 6 mm | front | 1:1 | 0.538 | 1.288 | 0.693 | |
| 1905.00 | 26590 | High | LTE Band 25 (PCS) | 20 | 22.5 | 21.32 | 108 | -0.01 | 1 | A | 1445M | QPSK | 50 | 25 | 6 mm | front | 1:1 | 0.426 | 1.312 | 0.559 | |
| 1905.00 | 26590 | High | LTE Band 25 (PCS) | 20 | 23.5 | 22.40 | 26 | 0.02 | 0 | A | 1445M | QPSK | 1 | 50 | 12 mm | bottom | 1:1 | 0.749 | 1.288 | 0.965 | |
| 1905.00 | 26590 | High | LTE Band 25 (PCS) | 20 | 22.5 | 21.32 | 26 | 0.02 | 1 | A | 1445M | QPSK | 50 | 25 | 12 mm | bottom | 1:1 | 0.586 | 1.312 | 0.769 | |
| 1905.00 | 26590 | High | LTE Band 25 (PCS) | 20 | 23.5 | 22.40 | 2 | 0.00 | 0 | A | 1445M | QPSK | 1 | 50 | 0 mm | right | 1:1 | 0.282 | 1.288 | 0.363 | |
| 1905.00 | 26590 | High | LTE Band 25 (PCS) | 20 | 22.5 | 21.32 | 2 | 0.01 | 1 | A | 1445M | QPSK | 50 | 25 | 0 mm | right | 1:1 | 0.222 | 1.312 | 0.291 | |
| 1905.00 | 26590 | High | LTE Band 25 (PCS) | 20 | 23.5 | 22.40 | 2 | -0.04 | 0 | A | 1445M | QPSK | 1 | 50 | 0 mm | left | 1:1 | 0.157 | 1.288 | 0.202 | |
| 1905.00 | 26590 | High | LTE Band 25 (PCS) | 20 | 22.5 | 21.32 | 2 | -0.03 | 1 | A | 1445M | QPSK | 50 | 25 | 0 mm | left | 1:1 | 0.123 | 1.312 | 0.161 | |
| 1905.00 | 26590 | High | LTE Band 25 (PCS) | 20 | 20.5 | 19.37 | 2 | -0.01 | 0 | A | 1445M | QPSK | 1 | 50 | 0 mm | back | 1:1 | 0.825 | 1.297 | 1.070 | |
| 1905.00 | 26590 | High | LTE Band 25 (PCS) | 20 | 20.5 | 19.30 | 2 | -0.04 | 0 | A | 1445M | QPSK | 50 | 25 | 0 mm | back | 1:1 | 0.824 | 1.318 | 1.086 | |
| 1905.00 | 26590 | High | LTE Band 25 (PCS) | 20 | 20.5 | 19.37 | 108 | -0.05 | 0 | A | 1445M | QPSK | 1 | 50 | 0 mm | front | 1:1 | 0.918 | 1.297 | 1.191 | |
| 1905.00 | 26590 | High | LTE Band 25 (PCS) | 20 | 20.5 | 19.30 | 108 | 0.00 | 0 | A | 1445M | QPSK | 50 | 25 | 0 mm | front | 1:1 | 0.918 | 1.318 | 1.210 | |
| 1905.00 | 26590 | High | LTE Band 25 (PCS) | 20 | 20.5 | 19.37 | 62 | -0.01 | 0 | A | 1445M | QPSK | 1 | 50 | 0 mm | bottom | 1:1 | 1.340 | 1.297 | 1.738 | |
| 1860.00 | 26140 | Low | LTE Band 25 (PCS) | 20 | 20.5 | 18.93 | 61 | 0.04 | 0 | A | 1445M | QPSK | 50 | 25 | 0 mm | bottom | 1:1 | 1.470 | 1.435 | 2.109 | A59 |
| 1882.50 | 26365 | Md | LTE Band 25 (PCS) | 20 | 20.5 | 19.13 | 61 | 0.02 | 0 | A | 1445M | QPSK | 50 | 25 | 0 mm | bottom | 1:1 | 1.380 | 1.371 | 1.892 | |
| 1905.00 | 26590 | High | LTE Band 25 (PCS) | 20 | 20.5 | 19.30 | 62 | 0.04 | 0 | A | 1445M | QPSK | 50 | 25 | 0 mm | bottom | 1:1 | 1.380 | 1.318 | 1.819 | |
| 1905.00 | 26590 | High | LTE Band 25 (PCS) | 20 | 20.5 | 19.17 | 61 | -0.02 | 0 | A | 1445M | QPSK | 100 | 0 | 0 mm | bottom | 1:1 | 1.340 | 1.358 | 1.820 | |
| ANSI / IEEE C95.1 1992 - SAFETY LIMIT Spatial PeAK Uncontrolled Exposure/General Population | | | | | | | | | | Phablet 4.0 W/kg (mW/g) averaged over 10 grams | | | | | | | | | | | |






| | | | | |
|--|---|-------------------------------|---|---------------------------------|
| FCC ID: A3LSMS908E |  | SAR EVALUATION REPORT |  | Approved by: Quality Manager |
| Document S/N: 1M2109220110-01.A3L (Rev 1) | Test Dates: 10/18/21 - 12/16/21 | DUT Type: Portable Handset | | Page 97 of 119 |

Table 11-44
LTE Band 2 (PCS) Phablet SAR



| MEASUREMENT RESULTS | | | | | | | | | | | | | | | | | | | | | |
|---|-------|------|------------------|-----------------------------|-----------------------|------------|------------------|----------|-----------------|--|------------|---------|-----------|---------|-------|------------|-----------|----------------|--------------|--------|-----|
| FREQUENCY | | Mode | Bandwidth [MHz] | Maximum Allowed Power [dBm] | Conducted Power [dBm] | Tune State | Power Drift [dB] | MPR [dB] | Antenna Config. | Serial Number | Modulation | RB Size | RB Offset | Spacing | Side | Duty Cycle | SAR (10g) | Scaling Factor | Reported SAR | Plot # | |
| MHz | Ch. | | | | | | | | | | | | | | | | (W/kg) | | (W/kg) | | |
| 1900.00 | 19100 | High | LTE Band 2 (PCS) | 20 | 23.0 | 21.71 | 64 | -0.03 | 0 | A | 1451M | QPSK | 1 | 50 | 6 mm | back | 1:1 | 0.879 | 1.346 | 1.183 | |
| 1900.00 | 19100 | High | LTE Band 2 (PCS) | 20 | 22.0 | 20.65 | 64 | 0.00 | 1 | A | 1451M | QPSK | 50 | 25 | 6 mm | back | 1:1 | 0.687 | 1.365 | 0.938 | |
| 1900.00 | 19100 | High | LTE Band 2 (PCS) | 20 | 23.0 | 21.71 | 64 | -0.04 | 0 | A | 1451M | QPSK | 1 | 50 | 6 mm | front | 1:1 | 0.866 | 1.346 | 1.166 | |
| 1900.00 | 19100 | High | LTE Band 2 (PCS) | 20 | 22.0 | 20.65 | 64 | -0.03 | 1 | A | 1451M | QPSK | 50 | 25 | 6 mm | front | 1:1 | 0.643 | 1.365 | 0.878 | |
| 1900.00 | 19100 | High | LTE Band 2 (PCS) | 20 | 23.0 | 21.71 | 64 | 0.00 | 0 | A | 1451M | QPSK | 1 | 50 | 12 mm | bottom | 1:1 | 1.010 | 1.346 | 1.359 | |
| 1900.00 | 19100 | High | LTE Band 2 (PCS) | 20 | 22.0 | 20.65 | 64 | 0.00 | 1 | A | 1451M | QPSK | 50 | 25 | 12 mm | bottom | 1:1 | 0.792 | 1.365 | 1.081 | |
| 1900.00 | 19100 | High | LTE Band 2 (PCS) | 20 | 23.0 | 21.71 | 64 | 0.03 | 0 | A | 1451M | QPSK | 1 | 50 | 0 mm | right | 1:1 | 0.459 | 1.346 | 0.618 | |
| 1900.00 | 19100 | High | LTE Band 2 (PCS) | 20 | 22.0 | 20.65 | 64 | -0.06 | 1 | A | 1451M | QPSK | 50 | 25 | 0 mm | right | 1:1 | 0.370 | 1.365 | 0.505 | |
| 1900.00 | 19100 | High | LTE Band 2 (PCS) | 20 | 23.0 | 21.71 | 64 | -0.04 | 0 | A | 1451M | QPSK | 1 | 50 | 0 mm | left | 1:1 | 0.246 | 1.346 | 0.331 | |
| 1900.00 | 19100 | High | LTE Band 2 (PCS) | 20 | 22.0 | 20.65 | 64 | -0.03 | 1 | A | 1451M | QPSK | 50 | 25 | 0 mm | left | 1:1 | 0.197 | 1.365 | 0.269 | |
| 1900.00 | 19100 | High | LTE Band 2 (PCS) | 20 | 19.0 | 18.77 | 26 | 0.01 | 0 | A | 1451M | QPSK | 1 | 50 | 0 mm | back | 1:1 | 1.430 | 1.054 | 1.507 | |
| 1900.00 | 19100 | High | LTE Band 2 (PCS) | 20 | 19.0 | 18.68 | 26 | -0.02 | 0 | A | 1451M | QPSK | 50 | 25 | 0 mm | back | 1:1 | 1.400 | 1.076 | 1.506 | |
| 1900.00 | 19100 | High | LTE Band 2 (PCS) | 20 | 19.0 | 18.77 | 26 | 0.00 | 0 | A | 1451M | QPSK | 1 | 50 | 0 mm | front | 1:1 | 1.400 | 1.054 | 1.476 | |
| 1900.00 | 19100 | High | LTE Band 2 (PCS) | 20 | 19.0 | 18.68 | 26 | -0.03 | 0 | A | 1451M | QPSK | 50 | 25 | 0 mm | front | 1:1 | 1.380 | 1.076 | 1.485 | |
| 1860.00 | 18700 | Low | LTE Band 2 (PCS) | 20 | 19.0 | 18.11 | 26 | 0.01 | 0 | A | 1451M | QPSK | 1 | 99 | 0 mm | bottom | 1:1 | 1.840 | 1.227 | 2.258 | |
| 1880.00 | 18900 | Md | LTE Band 2 (PCS) | 20 | 19.0 | 18.62 | 26 | 0.05 | 0 | A | 1451M | QPSK | 1 | 50 | 0 mm | bottom | 1:1 | 1.810 | 1.091 | 1.975 | |
| 1900.00 | 19100 | High | LTE Band 2 (PCS) | 20 | 19.0 | 18.77 | 26 | -0.03 | 0 | A | 1451M | QPSK | 1 | 50 | 0 mm | bottom | 1:1 | 1.920 | 1.054 | 2.024 | A60 |
| 1860.00 | 18700 | Low | LTE Band 2 (PCS) | 20 | 19.0 | 18.35 | 26 | 0.01 | 0 | A | 1451M | QPSK | 50 | 25 | 0 mm | bottom | 1:1 | 1.870 | 1.161 | 2.171 | |
| 1880.00 | 18900 | Md | LTE Band 2 (PCS) | 20 | 19.0 | 18.53 | 26 | 0.00 | 0 | A | 1451M | QPSK | 50 | 50 | 0 mm | bottom | 1:1 | 1.850 | 1.114 | 2.061 | |
| 1900.00 | 19100 | High | LTE Band 2 (PCS) | 20 | 19.0 | 18.68 | 26 | 0.00 | 0 | A | 1451M | QPSK | 50 | 25 | 0 mm | bottom | 1:1 | 1.900 | 1.076 | 2.044 | |
| 1900.00 | 19100 | High | LTE Band 2 (PCS) | 20 | 19.0 | 18.52 | 26 | -0.02 | 0 | A | 1451M | QPSK | 100 | 0 | 0 mm | bottom | 1:1 | 1.860 | 1.117 | 2.078 | |
| ANSI / IEEE C95.1 1992 - SAFETY LIMIT Spatial PeAK Uncontrolled Exposure/General Population | | | | | | | | | | Phablet 4.0 W/kg (mW/g) averaged over 10 grams | | | | | | | | | | | |

| | | | | |
|--|---|-------------------------------|---|---------------------------------|
| FCC ID: A3LSMS908E |  PCTEST Proud to be part of  | SAR EVALUATION REPORT |  | Approved by: Quality Manager |
| Document S/N: 1M2109220110-01.A3L (Rev 1) | Test Dates: 10/18/21 - 12/16/21 | DUT Type: Portable Handset | | Page 98 of 119 |

**Table 11-45
LTE Band 41 Phablet SAR**

| MEASUREMENT RESULTS | | | | | | | | | | | | | | | | | | | | |
|---|-----------|-------|----------|-----------------|-----------------------------|-----------------------|------------------|----------|-----------------|--|------------|---------|-----------|---------|-------|------------|------------------|----------------|---------------------------|--------|
| Power Class | FREQUENCY | | Mode | Bandwidth [MHz] | Maximum Allowed Power [dBm] | Conducted Power [dBm] | Power Drift [dB] | MPR [dB] | Antenna Config. | Serial Number | Modulation | RB Size | RB Offset | Spacing | Side | Duty Cycle | SAR (10g) (W/kg) | Scaling Factor | Reported SAR (10g) (W/kg) | Plot # |
| | MHz | Ch. | | | | | | | | | | | | | | | | | | |
| Power Class 3 | 2506.00 | 39750 | Low | LTE Band 41 | 20 | 25.0 | 24.91 | 0.05 | 0 | B | 2004R | QPSK | 1 | 50 | 6 mm | back | 1:1.58 | 0.406 | 1.021 | 0.415 |
| Power Class 3 | 2506.00 | 39750 | Low | LTE Band 41 | 20 | 24.0 | 23.80 | 0.03 | 1 | B | 2004R | QPSK | 50 | 0 | 6 mm | back | 1:1.58 | 0.302 | 1.047 | 0.316 |
| Power Class 3 | 2506.00 | 39750 | Low | LTE Band 41 | 20 | 25.0 | 24.91 | 0.02 | 0 | B | 2004R | QPSK | 1 | 50 | 6 mm | front | 1:1.58 | 0.387 | 1.021 | 0.395 |
| Power Class 3 | 2506.00 | 39750 | Low | LTE Band 41 | 20 | 24.0 | 23.80 | -0.03 | 1 | B | 2004R | QPSK | 50 | 0 | 6 mm | front | 1:1.58 | 0.313 | 1.047 | 0.328 |
| Power Class 3 | 2506.00 | 39750 | Low | LTE Band 41 | 20 | 25.0 | 24.91 | 0.07 | 0 | B | 2004R | QPSK | 1 | 50 | 12 mm | bottom | 1:1.58 | 0.431 | 1.021 | 0.440 |
| Power Class 3 | 2506.00 | 39750 | Low | LTE Band 41 | 20 | 24.0 | 23.80 | 0.01 | 1 | B | 2004R | QPSK | 50 | 0 | 12 mm | bottom | 1:1.58 | 0.357 | 1.047 | 0.374 |
| Power Class 3 | 2506.00 | 39750 | Low | LTE Band 41 | 20 | 25.0 | 24.91 | -0.09 | 0 | B | 2004R | QPSK | 1 | 50 | 0 mm | right | 1:1.58 | 0.943 | 1.021 | 0.963 |
| Power Class 3 | 2506.00 | 39750 | Low | LTE Band 41 | 20 | 24.0 | 23.80 | 0.05 | 1 | B | 2004R | QPSK | 50 | 0 | 0 mm | right | 1:1.58 | 0.774 | 1.047 | 0.810 |
| Power Class 3 | 2506.00 | 39750 | Low | LTE Band 41 | 20 | 23.0 | 22.93 | -0.01 | 0 | B | 2004R | QPSK | 1 | 0 | 0 mm | back | 1:1.58 | 1.770 | 1.016 | 1.798 |
| Power Class 3 | 2549.50 | 40185 | Low-Mid | LTE Band 41 | 20 | 23.0 | 22.79 | -0.02 | 0 | B | 2004R | QPSK | 1 | 50 | 0 mm | back | 1:1.58 | 1.580 | 1.050 | 1.659 |
| Power Class 3 | 2593.00 | 40620 | Mid | LTE Band 41 | 20 | 23.0 | 22.55 | -0.04 | 0 | B | 2004R | QPSK | 1 | 50 | 0 mm | back | 1:1.58 | 1.870 | 1.109 | 2.074 |
| Power Class 3 | 2636.50 | 41055 | Mid-High | LTE Band 41 | 20 | 23.0 | 22.52 | 0.08 | 0 | B | 2004R | QPSK | 1 | 50 | 0 mm | back | 1:1.58 | 1.880 | 1.117 | 2.100 |
| Power Class 3 | 2680.00 | 41490 | High | LTE Band 41 | 20 | 23.0 | 22.51 | -0.04 | 0 | B | 2004R | QPSK | 1 | 99 | 0 mm | back | 1:1.58 | 1.660 | 1.119 | 1.858 |
| Power Class 3 | 2506.00 | 39750 | Low | LTE Band 41 | 20 | 23.0 | 22.97 | -0.02 | 0 | B | 2004R | QPSK | 50 | 25 | 0 mm | back | 1:1.58 | 1.770 | 1.007 | 1.782 |
| Power Class 3 | 2549.50 | 40185 | Low-Mid | LTE Band 41 | 20 | 23.0 | 22.79 | -0.02 | 0 | B | 2004R | QPSK | 50 | 50 | 0 mm | back | 1:1.58 | 1.520 | 1.050 | 1.596 |
| Power Class 3 | 2593.00 | 40620 | Mid | LTE Band 41 | 20 | 23.0 | 22.69 | -0.02 | 0 | B | 2004R | QPSK | 50 | 50 | 0 mm | back | 1:1.58 | 1.800 | 1.074 | 1.933 |
| Power Class 3 | 2636.50 | 41055 | Mid-High | LTE Band 41 | 20 | 23.0 | 22.44 | 0.01 | 0 | B | 2004R | QPSK | 50 | 0 | 0 mm | back | 1:1.58 | 1.870 | 1.138 | 2.128 |
| Power Class 3 | 2680.00 | 41490 | High | LTE Band 41 | 20 | 23.0 | 22.56 | -0.05 | 0 | B | 2004R | QPSK | 50 | 25 | 0 mm | back | 1:1.58 | 1.720 | 1.107 | 1.904 |
| Power Class 3 | 2506.00 | 39750 | Low | LTE Band 41 | 20 | 23.0 | 22.76 | -0.02 | 0 | B | 2004R | QPSK | 100 | 0 | 0 mm | back | 1:1.58 | 1.690 | 1.057 | 1.786 |
| Power Class 3 | 2506.00 | 39750 | Low | LTE Band 41 | 20 | 23.0 | 22.93 | -0.01 | 0 | B | 2004R | QPSK | 1 | 0 | 0 mm | front | 1:1.58 | 1.180 | 1.016 | 1.199 |
| Power Class 3 | 2506.00 | 39750 | Low | LTE Band 41 | 20 | 23.0 | 22.97 | 0.12 | 0 | B | 2004R | QPSK | 50 | 25 | 0 mm | front | 1:1.58 | 1.160 | 1.007 | 1.168 |
| Power Class 3 | 2506.00 | 39750 | Low | LTE Band 41 | 20 | 23.0 | 22.93 | 0.05 | 0 | B | 2004R | QPSK | 1 | 0 | 0 mm | bottom | 1:1.58 | 1.670 | 1.016 | 1.697 |
| Power Class 3 | 2549.50 | 40185 | Low-Mid | LTE Band 41 | 20 | 23.0 | 22.79 | 0.04 | 0 | B | 2004R | QPSK | 1 | 50 | 0 mm | bottom | 1:1.58 | 1.550 | 1.050 | 1.628 |
| Power Class 3 | 2593.00 | 40620 | Mid | LTE Band 41 | 20 | 23.0 | 22.55 | -0.04 | 0 | B | 2004R | QPSK | 1 | 50 | 0 mm | bottom | 1:1.58 | 2.080 | 1.109 | 2.307 |
| Power Class 3 | 2636.50 | 41055 | Mid-High | LTE Band 41 | 20 | 23.0 | 22.52 | -0.09 | 0 | B | 2004R | QPSK | 1 | 50 | 0 mm | bottom | 1:1.58 | 1.820 | 1.117 | 2.033 |
| Power Class 3 | 2680.00 | 41490 | High | LTE Band 41 | 20 | 23.0 | 22.51 | 0.01 | 0 | B | 2004R | QPSK | 1 | 99 | 0 mm | bottom | 1:1.58 | 1.590 | 1.119 | 1.779 |
| Power Class 3 | 2506.00 | 39750 | Low | LTE Band 41 | 20 | 23.0 | 22.97 | -0.06 | 0 | B | 2004R | QPSK | 50 | 25 | 0 mm | bottom | 1:1.58 | 1.670 | 1.007 | 1.682 |
| Power Class 3 | 2549.50 | 40185 | Low-Mid | LTE Band 41 | 20 | 23.0 | 22.79 | -0.06 | 0 | B | 2004R | QPSK | 50 | 50 | 0 mm | bottom | 1:1.58 | 1.500 | 1.050 | 1.575 |
| Power Class 3 | 2593.00 | 40620 | Mid | LTE Band 41 | 20 | 23.0 | 22.69 | -0.01 | 0 | B | 2004R | QPSK | 50 | 50 | 0 mm | bottom | 1:1.58 | 2.000 | 1.074 | 2.148 |
| Power Class 3 | 2636.50 | 41055 | Mid-High | LTE Band 41 | 20 | 23.0 | 22.44 | -0.06 | 0 | B | 2004R | QPSK | 50 | 0 | 0 mm | bottom | 1:1.58 | 1.780 | 1.138 | 2.026 |
| Power Class 3 | 2680.00 | 41490 | High | LTE Band 41 | 20 | 23.0 | 22.56 | 0.02 | 0 | B | 2004R | QPSK | 50 | 25 | 0 mm | bottom | 1:1.58 | 1.620 | 1.107 | 1.793 |
| Power Class 3 | 2506.00 | 39750 | Low | LTE Band 41 | 20 | 23.0 | 22.76 | -0.07 | 0 | B | 2004R | QPSK | 100 | 0 | 0 mm | bottom | 1:1.58 | 1.610 | 1.057 | 1.702 |
| Power Class 2 | 2593.00 | 40620 | Mid | LTE Band 41 | 20 | 23.0 | 22.61 | -0.02 | 0 | B | 2004R | QPSK | 1 | 50 | 0 mm | bottom | 1:2.31 | 1.430 | 1.094 | 1.564 |
| Power Class 3 | 2593.00 | 40620 | Mid | LTE Band 41 | 20 | 23.0 | 22.55 | 0.06 | 0 | B | 2004R | QPSK | 1 | 50 | 0 mm | bottom | 1:1.58 | 1.890 | 1.109 | 2.207 |
| ANSI / IEEE C95.1 1992 - SAFETY LIMIT Spatial Peak Uncontrolled Exposure/General Population | | | | | | | | | | Phablet 4.0 W/kg (mW/g) averaged over 10 grams | | | | | | | | | | |

Note: Blue entry represents variability measurement.

| | | | | |
|--|---|-------------------------------|---|---------------------------------|
| FCC ID: A3LSMS908E |  PCTEST Proud to be part of element | SAR EVALUATION REPORT |  | Approved by: Quality Manager |
| Document S/N: 1M2109220110-01.A3L (Rev 1) | Test Dates: 10/18/21 - 12/16/21 | DUT Type: Portable Handset | | Page 99 of 119 |



**Table 11-46
NR Band n66 Phablet SAR**

| MEASUREMENT RESULTS | | | | | | | | | | | | | | | | | | | | | | |
|---|--------|------|-------------------|-----------------------------|-----------------------|----------------|------------------|----------|------------|--|----------|------------|---------|-----------|---------|-------|------------|------------------|----------------|---------------------------|--------|-----|
| FREQUENCY | | Mode | Bandwidth [MHz] | Maximum Allowed Power [dBm] | Conducted Power [dBm] | Antenna Config | Power Drift [dB] | MPR [dB] | Tune State | Serial Number | Waveform | Modulation | RB Size | RB Offset | Spacing | Side | Duty Cycle | SAR (10g) (W/kg) | Scaling Factor | Reported SAR (10g) (W/kg) | Plot # | |
| MHz | Ch. | | | | | | | | | | | | | | | | | | | | | |
| 1770.00 | 354000 | High | NR Band n66 (AWS) | 20 | 24.0 | 22.50 | A | -0.05 | 0 | 26 | 1445M | DFT-S-OFDM | QPSK | 1 | 104 | 6 mm | back | 1:1 | 0.643 | 1.413 | 0.909 | |
| 1770.00 | 354000 | High | NR Band n66 (AWS) | 20 | 24.0 | 22.38 | A | -0.01 | 0 | 26 | 1445M | DFT-S-OFDM | QPSK | 50 | 28 | 6 mm | back | 1:1 | 0.633 | 1.452 | 0.919 | |
| 1770.00 | 354000 | High | NR Band n66 (AWS) | 20 | 22.5 | 21.83 | A | 0.00 | 1.5 | 26 | 1445M | CP-OFDM | QPSK | 1 | 1 | 6 mm | back | 1:1 | 0.633 | 1.167 | 0.739 | |
| 1770.00 | 354000 | High | NR Band n66 (AWS) | 20 | 24.0 | 22.50 | A | 0.03 | 0 | 26 | 1445M | DFT-S-OFDM | QPSK | 1 | 104 | 6 mm | front | 1:1 | 0.528 | 1.413 | 0.743 | |
| 1770.00 | 354000 | High | NR Band n66 (AWS) | 20 | 24.0 | 22.38 | A | -0.02 | 0 | 26 | 1445M | DFT-S-OFDM | QPSK | 50 | 28 | 6 mm | front | 1:1 | 0.531 | 1.452 | 0.771 | |
| 1770.00 | 354000 | High | NR Band n66 (AWS) | 20 | 24.0 | 22.50 | A | -0.03 | 0 | 109 | 1445M | DFT-S-OFDM | QPSK | 1 | 104 | 12 mm | bottom | 1:1 | 0.397 | 1.413 | 0.561 | |
| 1770.00 | 354000 | High | NR Band n66 (AWS) | 20 | 24.0 | 22.38 | A | -0.03 | 0 | 109 | 1445M | DFT-S-OFDM | QPSK | 50 | 28 | 12 mm | bottom | 1:1 | 0.402 | 1.452 | 0.584 | |
| 1770.00 | 354000 | High | NR Band n66 (AWS) | 20 | 24.0 | 22.50 | A | 0.02 | 0 | 53 | 1445M | DFT-S-OFDM | QPSK | 1 | 104 | 0 mm | right | 1:1 | 0.161 | 1.413 | 0.227 | |
| 1770.00 | 354000 | High | NR Band n66 (AWS) | 20 | 24.0 | 22.38 | A | -0.02 | 0 | 53 | 1445M | DFT-S-OFDM | QPSK | 50 | 28 | 0 mm | right | 1:1 | 0.160 | 1.452 | 0.232 | |
| 1770.00 | 354000 | High | NR Band n66 (AWS) | 20 | 24.0 | 22.50 | A | 0.02 | 0 | 53 | 1445M | DFT-S-OFDM | QPSK | 1 | 104 | 0 mm | left | 1:1 | 0.115 | 1.413 | 0.162 | |
| 1770.00 | 354000 | High | NR Band n66 (AWS) | 20 | 24.0 | 22.38 | A | 0.03 | 0 | 53 | 1445M | DFT-S-OFDM | QPSK | 50 | 28 | 0 mm | left | 1:1 | 0.111 | 1.452 | 0.161 | |
| 1770.00 | 354000 | High | NR Band n66 (AWS) | 20 | 21.0 | 20.09 | A | 0.05 | 0 | 52 | 1445M | DFT-S-OFDM | QPSK | 1 | 104 | 0 mm | back | 1:1 | 1.210 | 1.233 | 1.492 | |
| 1770.00 | 354000 | High | NR Band n66 (AWS) | 20 | 21.0 | 20.13 | A | -0.13 | 0 | 52 | 1445M | DFT-S-OFDM | QPSK | 50 | 56 | 0 mm | back | 1:1 | 1.100 | 1.222 | 1.344 | |
| 1770.00 | 354000 | High | NR Band n66 (AWS) | 20 | 21.0 | 20.09 | A | 0.00 | 0 | 52 | 1445M | DFT-S-OFDM | QPSK | 1 | 104 | 0 mm | front | 1:1 | 1.060 | 1.233 | 1.307 | |
| 1770.00 | 354000 | High | NR Band n66 (AWS) | 20 | 21.0 | 20.13 | A | 0.00 | 0 | 52 | 1445M | DFT-S-OFDM | QPSK | 50 | 56 | 0 mm | front | 1:1 | 1.040 | 1.222 | 1.271 | |
| 1720.00 | 344000 | Low | NR Band n66 (AWS) | 20 | 21.0 | 20.08 | A | 0.03 | 0 | 6 | 1445M | DFT-S-OFDM | QPSK | 1 | 1 | 0 mm | bottom | 1:1 | 1.570 | 1.296 | 1.941 | A62 |
| 1745.00 | 349000 | Mid | NR Band n66 (AWS) | 20 | 21.0 | 20.00 | A | 0.04 | 0 | 6 | 1445M | DFT-S-OFDM | QPSK | 1 | 104 | 0 mm | bottom | 1:1 | 1.470 | 1.259 | 1.851 | |
| 1770.00 | 354000 | High | NR Band n66 (AWS) | 20 | 21.0 | 20.09 | A | 0.12 | 0 | 6 | 1445M | DFT-S-OFDM | QPSK | 1 | 104 | 0 mm | bottom | 1:1 | 1.430 | 1.233 | 1.763 | |
| 1770.00 | 354000 | High | NR Band n66 (AWS) | 20 | 21.0 | 20.13 | A | 0.02 | 0 | 6 | 1445M | DFT-S-OFDM | QPSK | 50 | 56 | 0 mm | bottom | 1:1 | 1.260 | 1.222 | 1.540 | |
| 1770.00 | 354000 | High | NR Band n66 (AWS) | 20 | 21.0 | 20.08 | A | 0.01 | 0 | 6 | 1445M | CP-OFDM | QPSK | 1 | 1 | 0 mm | bottom | 1:1 | 1.480 | 1.242 | 1.838 | |
| ANSI / IEEE C65.1 1992 - SAFETY LIMIT Spatial Peak Uncontrolled Exposure/General Population | | | | | | | | | | Extremity 4.0 W/kg (mW/g) averaged over 10 grams | | | | | | | | | | | | |

**Table 11-47
WLAN MIMO Phablet SAR**

| MEASUREMENT RESULTS | | | | | | | | | | | | | | | | | | | | | |
|---|-----|----------|---------|-----------------|-------------------------------------|-------------------------------|-------------------------------------|-------------------------------|------------------|--|-----------------|----------------------|------------------|-------|----------------|------------------------------|------------------|------------------------|-----------------------------|---------------------------|--------|
| FREQUENCY | | Mode | Service | Bandwidth [MHz] | Maximum Allowed Power (Ant 1) [dBm] | Conducted Power (Ant 1) [dBm] | Maximum Allowed Power (Ant 2) [dBm] | Conducted Power (Ant 2) [dBm] | Power Drift [dB] | Spacing | Antenna Config. | Device Serial Number | Data Rate (Mbps) | Side | Duty Cycle (%) | Peak SAR of Area Scan (W/kg) | SAR (10g) (W/kg) | Scaling Factor (Power) | Scaling Factor (Duty Cycle) | Reported SAR (10g) (W/kg) | Plot # |
| MHz | Ch. | | | | | | | | | | | | | | | | | | | | |
| 5290 | 58 | 802.11ac | OFDM | 80 | 15.5 | 14.41 | 15.5 | 14.78 | -0.13 | 0 mm | MIMO | 2675M | 58.5 | back | 92.4 | 4.340 | 0.826 | 1.285 | 1.082 | 1.148 | A63 |
| 5290 | 58 | 802.11ac | OFDM | 80 | 15.5 | 14.41 | 15.5 | 14.78 | -0.08 | 0 mm | MIMO | 2675M | 58.5 | front | 92.4 | 0.615 | - | 1.285 | 1.082 | - | |
| 5290 | 58 | 802.11ac | OFDM | 80 | 15.5 | 14.41 | 15.5 | 14.78 | -0.03 | 0 mm | MIMO | 2675M | 58.5 | top | 92.4 | 0.458 | - | 1.285 | 1.082 | - | |
| 5290 | 58 | 802.11ac | OFDM | 80 | 15.5 | 14.41 | 15.5 | 14.78 | -0.04 | 0 mm | MIMO | 2675M | 58.5 | left | 92.4 | 1.810 | 0.514 | 1.285 | 1.082 | 0.715 | |
| 5690 | 138 | 802.11ac | OFDM | 80 | 15.5 | 14.61 | 15.5 | 14.76 | -0.12 | 0 mm | MIMO | 2675M | 58.5 | back | 92.4 | 6.110 | 0.803 | 1.227 | 1.082 | 1.066 | |
| 5690 | 138 | 802.11ac | OFDM | 80 | 15.5 | 14.61 | 15.5 | 14.76 | -0.02 | 0 mm | MIMO | 2675M | 58.5 | front | 92.4 | 0.842 | - | 1.227 | 1.082 | - | |
| 5690 | 138 | 802.11ac | OFDM | 80 | 15.5 | 14.61 | 15.5 | 14.76 | -0.11 | 0 mm | MIMO | 2675M | 58.5 | top | 92.4 | 0.699 | - | 1.227 | 1.082 | - | |
| 5690 | 138 | 802.11ac | OFDM | 80 | 15.5 | 14.61 | 15.5 | 14.76 | -0.05 | 0 mm | MIMO | 2675M | 58.5 | left | 92.4 | 2.770 | 0.662 | 1.227 | 1.082 | 0.879 | |
| 5855 | 171 | 802.11ac | OFDM | 80 | 15.5 | 14.40 | 15.5 | 14.57 | -0.04 | 0 mm | MIMO | 2675M | 58.5 | back | 92.4 | 2.990 | 0.501 | 1.288 | 1.082 | 0.698 | |
| 5855 | 171 | 802.11ac | OFDM | 80 | 15.5 | 14.40 | 15.5 | 14.57 | -0.02 | 0 mm | MIMO | 2675M | 58.5 | front | 92.4 | 0.967 | - | 1.288 | 1.082 | - | |
| 5855 | 171 | 802.11ac | OFDM | 80 | 15.5 | 14.40 | 15.5 | 14.57 | -0.09 | 0 mm | MIMO | 2675M | 58.5 | top | 92.4 | 0.231 | - | 1.288 | 1.082 | - | |
| 5855 | 171 | 802.11ac | OFDM | 80 | 15.5 | 14.40 | 15.5 | 14.57 | 0.06 | 0 mm | MIMO | 2675M | 58.5 | left | 92.4 | 3.130 | 0.420 | 1.288 | 1.082 | 0.585 | |
| ANSI / IEEE C95.1 1992 - SAFETY LIMIT Spatial Peak Uncontrolled Exposure/General Population | | | | | | | | | | Phablet 4.0 W/kg (mW/g) averaged over 10 grams | | | | | | | | | | | |

Note: To achieve the 18.5 dBm maximum allowed MIMO power shown in the documentation, each antenna transmits at a maximum allowed power of 15.5 dBm.

| | | | | |
|--|---|-------------------------------|---|---------------------------------|
| FCC ID: A3LSMS908E |  | SAR EVALUATION REPORT |  | Approved by: Quality Manager |
| Document S/N: 1M2109220110-01.A3L (Rev 1) | Test Dates: 10/18/21 - 12/16/21 | DUT Type: Portable Handset | | Page 100 of 119 |

11.5 SAR Test Notes

General Notes:




1. The test data reported are the worst-case SAR values according to test procedures specified in IEEE 1528-2013, and FCC KDB Publication 447498 D01v06.
2. Batteries are fully charged at the beginning of the SAR measurements.
3. Liquid tissue depth was at least 15.0 cm for all frequencies.
4. The manufacturer has confirmed that the device(s) tested have the same physical, mechanical and thermal characteristics and are within operational tolerances expected for production units.
5. SAR results were scaled to the maximum allowed power to demonstrate compliance per FCC KDB Publication 447498 D01v06.
6. Device was tested using a fixed spacing for body-worn accessory testing. A separation distance of 15 mm was considered because the manufacturer has determined that there will be body-worn accessories available in the marketplace for users to support this separation distance.
7. Per FCC KDB Publication 648474 D04v01r03, body-worn SAR was evaluated without a headset connected to the device. Since the standalone reported body-worn SAR was ≤ 1.2 W/kg, no additional body-worn SAR evaluations using a headset cable were required.
8. Per FCC KDB 865664 D01v01r04, variability SAR tests were performed when the measured SAR results for a frequency band were greater than or equal to 0.8 W/kg. Repeated SAR measurements are highlighted in the tables above for clarity. Please see Section 12 for variability analysis.
9. During SAR Testing for the Wireless Router conditions per FCC KDB Publication 941225 D06v02r01, the actual Portable Hotspot operation (with actual simultaneous transmission of a transmitter with WIFI) was not activated (See Section 6.7 for more details).
10. Per FCC KDB Publication 648474 D04v01r03, this device is considered a "phablet" since the diagonal dimension is > 160 mm and < 200 mm. Therefore, phablet SAR tests are required when wireless router mode does not apply or if wireless router 1g SAR > 1.2 W/kg.
11. This device supports dynamic antenna tuning for some bands. Per FCC Guidance, SAR was measured according to the normally required SAR measurement configurations with tuner active. The auto-tune state determined by the device was verified before and after each SAR measurement and is listed in tables above. Please see Section 13 for supplemental data.
12. Additional SAR tests for phablet SAR were evaluated per KDB 616217 Section 6 (See Section 6.9 for more information).
13. Unless otherwise noted, when 10g SAR measurement is considered, a factor of 2.5 is applied to the 1g thresholds for the equivalent test cases.

GSM Test Notes:

1. Body-Worn accessory testing is typically associated with voice operations. Therefore, GSM voice was evaluated for body-worn SAR.
2. Justification for reduced test configurations per KDB Publication 941225 D01v03r01 and October 2013 TCB Workshop Notes: The source-based frame-averaged output power was evaluated for all GPRS/EDGE slot configurations. The configuration with the highest target frame averaged output power was evaluated for hotspot SAR. When the maximum frame-averaged powers are equivalent across two or more slots (within 0.25 dB), the configuration with the most number of time slots was tested.
3. Per FCC KDB Publication 447498 D01v06, if the reported (scaled) SAR measured at the highest output power channel for each test configuration is ≤ 0.8 W/kg for 1g evaluations then testing at the other channels is not required for such test configuration(s).

UMTS Notes:

1. UMTS mode was tested under RMC 12.2 kbps with HSPA Inactive per KDB Publication 941225 D01v03r01. AMR and HSPA SAR was not required per the 3G Test Reduction Procedure in KDB Publication 941225 D01v03r01.

| | | | | |
|--|--|-------------------------------|---|---------------------------------|
| FCC ID: A3LSMS908E |  PCTEST Proud to be part of  | SAR EVALUATION REPORT |  | Approved by: Quality Manager |
| Document S/N: 1M2109220110-01.A3L (Rev 1) | Test Dates: 10/18/21 - 12/16/21 | DUT Type: Portable Handset | Page 101 of 119 | |

- Per FCC KDB Publication 447498 D01v06, if the reported (scaled) SAR measured at the highest output power channel for each test configuration is ≤ 0.8 W/kg for 1g evaluations then testing at the other channels is not required for such test configuration(s).

LTE Notes:




- LTE test configurations are determined according to SAR Evaluation Considerations for LTE Devices in FCC KDB Publication 941225 D05v02r04. The general test procedures used for testing can be found in Section 8.5.4.
- MPR is permanently implemented for this device by the manufacturer. The specific manufacturer target MPR is indicated alongside the SAR results. MPR is enabled for this device, according to 3GPP TS36.101 Section 6.2.3 – 6.2.5 under Table 6.2.3-1.
- A-MPR was disabled for all SAR tests by setting NS=01 and MCC=001 on the base station simulator. SAR tests were performed with the same number of RB and RB offsets transmitting on all TTI frames (maximum TTI).
- Per FCC KDB Publication 447498 D01v06, when the reported 1g SAR measured at the highest output power channel in a given a test configuration was > 0.6 W/kg for LTE B41, testing at the other channels was required for such test configurations.
- TDD LTE was tested per the guidance provided in FCC KDB Publication 941225 D05v02r04. Testing was performed using UL-DL configuration 0 with 6 UL subframes and 2 S subframes using extended cyclic prefix only and special subframe configuration 6. SAR tests were performed at maximum output power and worst-case transmission duty factor in extended cyclic prefix. Per 3GPP 36.211 Section 4, the duty factor for special subframe configuration 6 using extended cyclic prefix is 0.633.
- Per KDB Publication 941225 D05Av01r02, SAR for downlink only LTE CA operations was not needed since the maximum average output power in LTE CA mode was not >0.25 dB higher than the maximum output power when downlink carrier aggregation was inactive.
- This device supports Power Class 2 and Power Class 3 operations for LTE Band 41. The highest available duty cycle for Power Class 2 operations is 43.3 % using UL-DL configuration 1. Per FCC Guidance, all SAR tests were performed using Power Class 3. SAR with power class 2 at the available duty factor was additionally performed for the power class 3 configuration with the highest SAR configuration for each exposure conditions. Please see Section 13 for linearity results.

NR Notes:

- NR implementation supports SA and NSA mode. In EN-DC mode, NR operates with the LTE Bands shown in the NR FR1 checklist acting as anchor bands. Per FCC guidance, SAR tests for NR Bands and LTE Anchors Bands were performed separately due to limitations in SAR probe calibration factors.
- Due to test setup limitations, SAR testing for NR FDD was performed using test mode software to establish the connection.
- Simultaneous transmission analysis for EN-DC operations is addressed Appendix D.
- This device additionally supports some EN-DC conditions where additional LTE carriers are added on the downlink only.
- Per FCC Guidance, NR modulations and RB Sizes/Offsets were selected for testing such that configurations with the highest output power were evaluated for SAR tests.

WLAN Notes:

- For held-to-ear, and hotspot, and phablet operations, the initial test position procedures were applied. The test position with the highest extrapolated peak SAR will be used as the initial test position. When reported SAR for the initial test position is ≤ 0.4 W/kg for 1g evaluations, no additional testing for the remaining test positions was required. Otherwise, SAR is evaluated at the subsequent highest peak SAR positions until the reported SAR result is ≤ 0.8 W/kg or all test positions are measured.
- Justification for test configurations for WLAN per KDB Publication 248227 D01v02r02 for 2.4 GHz WIFI single transmission chain operations, the highest measured maximum output power channel for DSSS was selected for SAR measurement. SAR for OFDM modes (2.4 GHz 802.11g/n/ax) was not required due




| | | | | |
|--|--|-------------------------------|---|---------------------------------|
| FCC ID: A3LSMS908E |  PCTEST Proud to be part of  | SAR EVALUATION REPORT |  | Approved by: Quality Manager |
| Document S/N: 1M2109220110-01.A3L (Rev 1) | Test Dates: 10/18/21 - 12/16/21 | DUT Type: Portable Handset | Page 102 of 119 | |

to the maximum allowed powers and the highest reported DSSS SAR. See Section 8.6.5 for more information.

3. Justification for test configurations for WLAN per KDB Publication 248227 D01v02r02 for 5 GHz WIFI operations, the initial test configuration was selected according to the transmission mode with the highest maximum allowed powers. Other transmission modes were not investigated since the highest reported SAR for initial test configuration adjusted by the ratio of maximum output powers is less than 1.2 W/kg for 1g evaluations. See Section 8.6.6 for more information.
4. Per KDB Publication 248227 D01v02r02, SAR for MIMO was evaluated by following the simultaneous SAR provisions from KDB Publication 447498 D01v06 by either evaluating the sum of the 1g SAR values of each antenna transmitting independently or making a SAR measurement with both antennas transmitting simultaneously. Please see Appendix D for complete analysis.
5. When the maximum reported 1g averaged SAR is ≤ 0.8 W/kg, SAR testing on additional channels was not required. Otherwise, SAR for the next highest output power channel was required until the reported SAR result was ≤ 1.20 W/kg for 1g evaluations or all test channels were measured.
6. The device was configured to transmit continuously at the required data rate, channel bandwidth and signal modulation, using the highest transmission duty factor supported by the test mode tools. The reported SAR was scaled to the 100% transmission duty factor to determine compliance. Procedures used to measure the duty factor are identical to that in the associated EMC test reports.
7. When 10g SAR measurement is considered, a factor of 2.5 is applied to the thresholds above.

Bluetooth Notes

1. Bluetooth SAR was measured with the device connected to a call box with hopping disabled with DH5 operation and Tx Tests test mode type. Per October 2016 TCB Workshop Notes, the reported SAR was scaled to the 100% transmission duty factor to determine compliance. See Section 9 for the time domain plot and calculation for the duty factor of the device.
2. Head and Hotspot Bluetooth SAR were evaluated for BT BDR tethering applications.

| | | | | |
|---|---|--------------------------------------|---|--|
| FCC ID: A3LSMS908E |  <small>Proud to be part of</small>  | SAR EVALUATION REPORT |  | Approved by: Quality Manager |
| Document S/N: 1M2109220110-01.A3L (Rev 1) | Test Dates: 10/18/21 - 12/16/21 | DUT Type: Portable Handset | Page 103 of 119 | |

12 SAR MEASUREMENT VARIABILITY

12.1 Measurement Variability

Per FCC KDB Publication 865664 D01v01r04, SAR measurement variability was assessed for each frequency band, which was determined by the SAR probe calibration point and tissue-equivalent medium used for the device measurements. When both head and body tissue-equivalent media were required for SAR measurements in a frequency band, the variability measurement procedures were applied to the tissue medium with the highest measured SAR, using the highest measured SAR configuration for that tissue-equivalent medium. These additional measurements were repeated after the completion of all measurements requiring the same head or body tissue-equivalent medium in a frequency band. The test device was returned to ambient conditions (normal room temperature) with the battery fully charged before it was re-mounted on the device holder for the repeated measurement(s) to minimize any unexpected variations in the repeated results.

SAR Measurement Variability was assessed using the following procedures for each frequency band:

- 1) When the original highest measured SAR is ≥ 0.80 W/kg, the measurement was repeated once.
- 2) A second repeated measurement was performed only if the ratio of largest to smallest SAR for the original and first repeated measurements was > 1.20 or when the original or repeated measurement was ≥ 1.45 W/kg (~10% from the 1g SAR limit).
- 3) A third repeated measurement was performed only if the original, first or second repeated measurement was ≥ 1.5 W/kg and the ratio of largest to smallest SAR for the original, first and second repeated measurements is > 1.20 .
- 4) Repeated measurements are not required when the original highest measured SAR is < 0.80 W/kg
- 5) When 10g SAR measurement is considered, a factor of 2.5 is applied to the thresholds above.

Table 12-1
Body SAR Measurement Variability Results




| BODY VARIABILITY RESULTS | | | | | | | | | | | | | | |
|--|-----------|------|-----------|---------|-----------------|--------|----------------------|-------------------|-----------------------|-------|-----------------------|-------|-----------------------|-------|
| Band | FREQUENCY | | Mode | Service | # of Time Slots | Side | Spacing | Measured SAR (1g) | 1st Repeated SAR (1g) | Ratio | 2nd Repeated SAR (1g) | Ratio | 3rd Repeated SAR (1g) | Ratio |
| | MHz | Ch. | | | | | | (W/kg) | (W/kg) | | (W/kg) | | (W/kg) | |
| 835 | 848.80 | 251 | GSM 850 | GPRS | 3 | back | 10 mm | 0.825 | 0.810 | 1.02 | N/A | N/A | N/A | N/A |
| 1750 | 1732.40 | 1412 | UMTS 1750 | RMC | N/A | bottom | 10 mm | 1.080 | 0.999 | 1.08 | N/A | N/A | N/A | N/A |
| 1900 | 1907.60 | 9538 | UMTS 1900 | RMC | N/A | bottom | 10 mm | 1.140 | 1.130 | 1.01 | N/A | N/A | N/A | N/A |
| ANSI / IEEE C95.1 1992 - SAFETY LIMIT | | | | | | | Body | | | | | | | |
| Spatial Peak | | | | | | | 1.6 W/kg (mW/g) | | | | | | | |
| Uncontrolled Exposure/General Population | | | | | | | averaged over 1 gram | | | | | | | |

Table 12-2
Phablet SAR Measurement Variability Results

| PHABLET VARIABILITY RESULTS | | | | | | | | | | | | | |
|--|-----------|-------|-------------------------------|--------------------------|--------|---------|------------------------|------------------------|-------|------------------------|-------|------------------------|-------|
| Band | FREQUENCY | | Mode | Service | Side | Spacing | Measured SAR (10g) | 1st Repeated SAR (10g) | Ratio | 2nd Repeated SAR (10g) | Ratio | 3rd Repeated SAR (10g) | Ratio |
| | MHz | Ch. | | | | | (W/kg) | (W/kg) | | (W/kg) | | (W/kg) | |
| 1900 | 1880.00 | 9400 | UMTS 1900 | RMC | bottom | 0 mm | 2.880 | 2.710 | 1.06 | N/A | N/A | N/A | N/A |
| 2600 | 2593.00 | 40620 | LTE Band 41, 20 MHz Bandwidth | QPSK, T RB, 50 RB Offset | bottom | 0 mm | 2.080 | 1.990 | 1.05 | N/A | N/A | N/A | N/A |
| ANSI / IEEE C95.1 1992 - SAFETY LIMIT | | | | | | | Phablet | | | | | | |
| Spatial Peak | | | | | | | 4.0 W/kg (mW/g) | | | | | | |
| Uncontrolled Exposure/General Population | | | | | | | averaged over 10 grams | | | | | | |

12.2 Measurement Uncertainty

The measured SAR was < 1.5 W/kg for 1g and < 3.75 W/kg for 10g for all frequency bands. Therefore, per KDB Publication 865664 D01v01r04, the extended measurement uncertainty analysis per IEEE 1528-2013 was not required.

| | | | | |
|--|--|-------------------------------|---|---------------------------------|
| FCC ID: A3LSMS908E |  PCTEST Proud to be part of  | SAR EVALUATION REPORT |  | Approved by: Quality Manager |
| Document S/N: 1M2109220110-01.A3L (Rev 1) | Test Dates: 10/18/21 - 12/16/21 | DUT Type: Portable Handset | | Page 104 of 119 |

13 ADDITIONAL TESTING PER FCC GUIDANCE

13.1 Tuner Testing

Per April 2019 TCB Workshop Notes, the following test procedures were followed to demonstrate that the SAR results in Section 11 represented the appropriate SAR test conditions. Per FCC Guidance, during NR testing the device was configured with the tuner state selected by the device in LTE mode with auto-tune active at the same frequency. For bands with dynamic tuning implemented, SAR was measured according to the required FCC SAR test procedures with the dynamic tuner active to allow the device to automatically tune to the antenna state for the respective RF exposure test configurations. Additional single point SAR time-sweep measurements were evaluated for other tuner states to determine that the other tuner configurations would result in equivalent or lower SAR values. The additional tuner hardware has no influence on the antenna characteristics, other than impedance matching.

To evaluate all the tuner states, the 120 tuner states were divided among the aggregate band, mode and exposure combinations. Single point time-sweep measurements were performed at the peak SAR location determined by the zoom scan of the configuration with the highest measured SAR for each combination. The tuner state was able to be established remotely so that the device was not moved for the entire series of single point SAR for the tuner states in each combination. The SAR probe remained stationary at the same position throughout the entire series of single point measurements for each combination. When the single point SAR or 1g SAR was $> 1.2 \text{ W/kg}$ for a particular band/mode/exposure condition, point SAR measurements were made for all 120 states.

The operational description contains more information about the design and implementation of the dynamic antenna tuning.







| | | | | |
|---|--|--------------------------------------|---|--|
| FCC ID: A3LSMS908E |  PCTEST Proud to be part of  | SAR EVALUATION REPORT |  | Approved by: Quality Manager |
| Document S/N: 1M2109220110-01.A3L (Rev 1) | Test Dates: 10/18/21 - 12/16/21 | DUT Type: Portable Handset | | Page 105 of 119 |

Table 13-1
UMTS Supplemental Head SAR Data

| Supplemental Head SAR Data | | | | | |
|------------------------------------|------------|------------------------------------|-------------|------------------------------------|------------|
| UMTS B5 | | UMTS B4 | | UMTS B2 | |
| RMC | | RMC | | RMC | |
| Test Position | Left Cheek | Test Position | Right Cheek | Test Position | Left Cheek |
| Frequency (MHz) | 846.60 | Frequency (MHz) | 1732.40 | Frequency (MHz) | 1907.60 |
| Channel | 4233 | Channel | 1412 | Channel | 9538 |
| Measured 1g SAR (W/kg) | 0.214 | Measured 1g SAR (W/kg) | 0.145 | Measured 1g SAR (W/kg) | 0.096 |
| Average Value of Time Sweep (W/kg) | | Average Value of Time Sweep (W/kg) | | Average Value of Time Sweep (W/kg) | |
| Auto-tune (State 116) | 0.294 | Auto-tune (State 78) | 0.155 | Auto-tune (State 108) | 0.126 |
| Default (State 0) | 0.275 | Default (State 0) | 0.161 | Default (State 0) | 0.120 |
| State 0 | 0.275 | State 1 | 0.159 | State 2 | 0.117 |
| State 39 | 0.179 | State 40 | 0.156 | State 41 | 0.116 |
| State 58 | 0.157 | State 55 | 0.159 | State 54 | 0.124 |
| State 78 | 0.118 | State 78 | 0.161 | State 77 | 0.123 |
| State 104 | 0.282 | State 79 | 0.160 | State 107 | 0.125 |
| State 112 | 0.286 | State 108 | 0.160 | State 108 | 0.121 |
| State 116 | 0.277 | State 118 | 0.160 | State 119 | 0.119 |

Table 13-2
LTE Supplemental Head SAR Data

| Supplemental Head SAR Data | | | | | |
|---|------------|--|------------|--|------------|
| LTE B12 | | LTE B13 | | LTE B26 | |
| QPSK, 10 MHz Bandwidth, 1 RB, 0 RB Offset | | QPSK, 10 MHz Bandwidth, 1 RB, 25 RB Offset | | QPSK, 15 MHz Bandwidth, 1 RB, 36 RB Offset | |
| Test Position | Left Cheek | Test Position | Left Cheek | Test Position | Left Cheek |
| Frequency (MHz) | 707.50 | Frequency (MHz) | 782.00 | Frequency (MHz) | 831.50 |
| Channel | 23095 | Channel | 23230 | Channel | 26865 |
| Measured 1g SAR (W/kg) | 0.136 | Measured 1g SAR (W/kg) | 0.243 | Measured 1g SAR (W/kg) | 0.187 |
| Average Value of Time Sweep (W/kg) | | Average Value of Time Sweep (W/kg) | | Average Value of Time Sweep (W/kg) | |
| Auto-tune (State 1) | 0.182 | Auto-tune (State 116) | 0.329 | Auto-tune (State 116) | 0.255 |
| Default (State 0) | 0.168 | Default (State 0) | 0.333 | Default (State 0) | 0.237 |
| State 1 | 0.197 | State 8 | 0.164 | State 11 | 0.050 |
| State 7 | 0.132 | State 29 | 0.217 | State 45 | 0.158 |
| State 46 | 0.106 | State 47 | 0.097 | State 50 | 0.023 |
| State 49 | 0.016 | State 48 | 0.053 | State 89 | 0.009 |
| State 52 | 0.092 | State 86 | 0.065 | State 94 | 0.153 |
| State 85 | 0.027 | State 97 | 0.203 | State 113 | 0.133 |
| State 102 | 0.000 | State 116 | 0.334 | State 116 | 0.235 |

| | | | | |
|---|--|--------------------------------------|---|--|
| FCC ID: A3LSMS908E |  PCTEST Proud to be part of  | SAR EVALUATION REPORT |  | Approved by: Quality Manager |
| Document S/N: 1M2109220110-01.A3L (Rev 1) | Test Dates: 10/18/21 - 12/16/21 | DUT Type: Portable Handset | Page 106 of 119 | |

| Supplemental Head SAR Data | | | | | |
|--|-------------|--|------------|--|------------|
| LTE B66 | | LTE B2 | | LTE B25 | |
| QPSK, 20 MHz Bandwidth, 1 RB, 50 RB Offset | | QPSK, 20 MHz Bandwidth, 1 RB, 50 RB Offset | | QPSK, 20 MHz Bandwidth, 1 RB, 50 RB Offset | |
| Test Position | Right Cheek | Test Position | Left Cheek | Test Position | Left Cheek |
| Frequency (MHz) | 1770.00 | Frequency (MHz) | 1900.00 | Frequency (MHz) | 1905.00 |
| Channel | 132572 | Channel | 19100 | Channel | 26590 |
| Measured 1g SAR (W/kg) | 0.084 | Measured 1g SAR (W/kg) | 0.075 | Measured 1g SAR (W/kg) | 0.084 |
| Average Value of Time Sweep (W/kg) | | Average Value of Time Sweep (W/kg) | | Average Value of Time Sweep (W/kg) | |
| Auto-tune (State 26) | 0.092 | Auto-tune (State 2) | 0.091 | Auto-tune (State 2) | 0.091 |
| Default (State 0) | 0.079 | Default (State 0) | 0.100 | Default (State 0) | 0.105 |
| State 12 | 0.015 | State 2 | 0.094 | State 2 | 0.106 |
| State 26 | 0.083 | State 3 | 0.095 | State 14 | 0.089 |
| State 44 | 0.068 | State 12 | 0.031 | State 38 | 0.042 |
| State 51 | 0.014 | State 27 | 0.095 | State 53 | 0.102 |
| State 90 | 0.021 | State 43 | 0.095 | State 83 | 0.084 |
| State 93 | 0.076 | State 53 | 0.099 | State 88 | 0.084 |
| State 117 | 0.075 | State 64 | 0.035 | State 92 | 0.084 |

**Table 13-3
NR Supplemental Head SAR Data**

| Supplemental Head SAR Data | | | |
|--|------------|--|-------------|
| NR Band n5 | | NR Band n66 | |
| DFT-s-OFDM QPSK, 20 MHz Bandwidth, 50 RB, 28 RB Offset | | DFT-s-OFDM QPSK, 20 MHz Bandwidth, 50 RB, 28 RB Offset | |
| Test Position | Left Cheek | Test Position | Right Cheek |
| Frequency (MHz) | 836.50 | Frequency (MHz) | 1770.00 |
| Channel | 167300 | Channel | 354000 |
| Measured 1g SAR (W/kg) | 0.163 | Measured 1g SAR (W/kg) | 0.059 |
| Average Value of Time Sweep (W/kg) | | Average Value of Time Sweep (W/kg) | |
| Auto-tune (State 116) | 0.171 | Auto-tune (State 26) | 0.052 |
| Default (State 0) | 0.167 | Default (State 0) | 0.050 |
| State 17 | 0.135 | State 18 | 0.034 |
| State 35 | 0.029 | State 26 | 0.052 |
| State 42 | 0.123 | State 30 | 0.049 |
| State 56 | 0.125 | State 34 | 0.039 |
| State 87 | 0.020 | State 57 | 0.048 |
| State 95 | 0.120 | State 84 | 0.048 |
| State 116 | 0.171 | State 96 | 0.047 |




| | | | | |
|---|--|--------------------------------------|---|--|
| FCC ID: A3LSMS908E |  PCTEST Proud to be part of  | SAR EVALUATION REPORT |  | Approved by: Quality Manager |
| Document S/N: 1M2109220110-01.A3L (Rev 1) | Test Dates: 10/18/21 - 12/16/21 | DUT Type: Portable Handset | Page 107 of 119 | |

Table 13-4
UMTS Supplemental Body SAR Data

| Supplemental Body SAR Data | | | | | |
|------------------------------------|--------|------------------------------------|---------|------------------------------------|---------|
| UMTS B5 | | UMTS B5 | | UMTS B2 | |
| RMC | | RMC | | RMC | |
| Test Position | Back | Test Position | Bottom | Test Position | Bottom |
| Spacing | 10 mm | Spacing | 10 mm | Spacing | 10 mm |
| Frequency (MHz) | 836.60 | Frequency (MHz) | 1732.40 | Frequency (MHz) | 1907.60 |
| Channel | 4183 | Channel | 1412 | Channel | 9638 |
| Measured 1g SAR (W/kg) | 0.581 | Measured 1g SAR (W/kg) | 1.080 | Measured 1g SAR (W/kg) | 1.140 |
| Average Value of Time Sweep (W/kg) | | Average Value of Time Sweep (W/kg) | | Average Value of Time Sweep (W/kg) | |
| Auto-tune (State 116) | 0.935 | Auto-tune (State 109) | 1.160 | Auto-tune (State 53) | 1.799 |
| Default (State 0) | 0.936 | Default (State 0) | 1.080 | Default (State 0) | 1.806 |
| State 4 | 0.891 | State 21 | 0.443 | State 0 | 1.806 |
| State 20 | 0.474 | State 25 | 0.146 | State 1 | 1.752 |
| State 26 | 0.462 | State 60 | 0.622 | State 2 | 1.737 |
| State 59 | 0.422 | State 81 | 1.090 | State 3 | 1.721 |
| State 82 | 0.665 | State 99 | 0.792 | State 4 | 1.681 |
| State 98 | 0.478 | State 109 | 1.170 | State 5 | 1.682 |
| State 116 | 0.946 | State 111 | 1.110 | State 6 | 1.596 |
| | | | | State 7 | 1.488 |
| | | | | State 8 | 1.355 |
| | | | | State 9 | 1.154 |
| | | | | State 10 | 0.996 |
| | | | | State 11 | 0.807 |
| | | | | State 12 | 0.588 |
| | | | | State 13 | 1.332 |
| | | | | State 14 | 1.248 |
| | | | | State 15 | 1.218 |
| | | | | State 16 | 1.188 |
| | | | | State 17 | 1.144 |
| | | | | State 18 | 1.144 |
| | | | | State 19 | 0.924 |
| | | | | State 20 | 0.944 |
| | | | | State 21 | 0.824 |
| | | | | State 22 | 0.670 |
| | | | | State 23 | 0.566 |
| | | | | State 24 | 0.445 |
| | | | | State 25 | 0.309 |
| | | | | State 26 | 1.762 |
| | | | | State 27 | 1.761 |
| | | | | State 28 | 1.752 |
| | | | | State 29 | 1.739 |
| | | | | State 30 | 1.712 |
| | | | | State 31 | 1.698 |
| | | | | State 32 | 1.608 |
| | | | | State 33 | 1.529 |
| | | | | State 34 | 1.387 |
| | | | | State 35 | 1.149 |
| | | | | State 36 | 0.979 |
| | | | | State 37 | 0.766 |
| | | | | State 38 | 0.518 |
| | | | | State 39 | 1.688 |
| | | | | State 40 | 1.627 |
| | | | | State 41 | 1.618 |
| | | | | State 42 | 1.598 |
| | | | | State 43 | 1.559 |
| | | | | State 44 | 1.550 |
| | | | | State 45 | 1.441 |
| | | | | State 46 | 1.362 |
| | | | | State 47 | 1.223 |
| | | | | State 48 | 1.033 |
| | | | | State 49 | 0.891 |
| | | | | State 50 | 0.714 |
| | | | | State 51 | 0.902 |
| | | | | State 52 | 1.815 |
| | | | | State 53 | 1.799 |
| | | | | State 54 | 1.791 |
| | | | | State 55 | 1.787 |
| | | | | State 56 | 1.784 |
| | | | | State 57 | 1.784 |
| | | | | State 58 | 1.697 |
| | | | | State 59 | 1.649 |
| | | | | State 60 | 1.556 |
| | | | | State 61 | 1.356 |
| | | | | State 62 | 1.241 |
| | | | | State 63 | 1.040 |
| | | | | State 64 | 0.770 |
| | | | | State 65 | 1.441 |
| | | | | State 66 | 1.399 |
| | | | | State 67 | 1.379 |
| | | | | State 68 | 1.360 |
| | | | | State 69 | 1.323 |
| | | | | State 70 | 1.321 |
| | | | | State 71 | 1.225 |
| | | | | State 72 | 1.156 |
| | | | | State 73 | 1.041 |
| | | | | State 74 | 0.890 |
| | | | | State 75 | 0.772 |
| | | | | State 76 | 0.625 |
| | | | | State 77 | 0.446 |
| | | | | State 78 | 1.621 |
| | | | | State 79 | 1.621 |
| | | | | State 80 | 1.636 |
| | | | | State 81 | 1.631 |
| | | | | State 82 | 1.626 |
| | | | | State 83 | 1.621 |
| | | | | State 84 | 1.590 |
| | | | | State 85 | 1.556 |
| | | | | State 86 | 1.480 |
| | | | | State 87 | 1.332 |
| | | | | State 88 | 1.188 |
| | | | | State 89 | 0.976 |
| | | | | State 90 | 0.700 |
| | | | | State 91 | 1.707 |
| | | | | State 92 | 1.678 |
| | | | | State 93 | 1.670 |
| | | | | State 94 | 1.664 |
| | | | | State 95 | 1.637 |
| | | | | State 96 | 1.604 |
| | | | | State 97 | 1.626 |
| | | | | State 98 | 1.576 |
| | | | | State 99 | 1.474 |
| | | | | State 100 | 1.305 |
| | | | | State 101 | 1.163 |
| | | | | State 102 | 0.997 |
| | | | | State 103 | 0.711 |
| | | | | State 104 | 1.850 |
| | | | | State 105 | 1.821 |
| | | | | State 106 | 1.806 |
| | | | | State 107 | 1.656 |
| | | | | State 108 | 1.836 |
| | | | | State 109 | 1.804 |
| | | | | State 110 | 1.658 |
| | | | | State 111 | 1.664 |
| | | | | State 112 | 1.342 |
| | | | | State 113 | 1.716 |
| | | | | State 114 | 1.490 |
| | | | | State 115 | 1.729 |
| | | | | State 116 | 1.331 |
| | | | | State 117 | 1.711 |
| | | | | State 118 | 1.454 |
| | | | | State 119 | 1.723 |






| | | | | |
|--|--|-------------------------------|---|---------------------------------|
| FCC ID: A3LSMS908E |  PCTEST Proud to be part of element | SAR EVALUATION REPORT |  | Approved by: Quality Manager |
| Document S/N: 1M2109220110-01.A3L (Rev 1) | Test Dates: 10/18/21 - 12/16/21 | DUT Type: Portable Handset | | Page 108 of 119 |

Table 13-5
LTE Supplemental Body SAR Data




| Supplemental Body SAR Data | | | | | |
|---|--------|--|--------|--|--------|
| LTE B12 | | LTE B13 | | LTE B26 | |
| QPSK, 10 MHz Bandwidth, 1 RB, 0 RB Offset | | QPSK, 10 MHz Bandwidth, 1 RB, 25 RB Offset | | QPSK, 15 MHz Bandwidth, 1 RB, 36 RB Offset | |
| Test Position | Back | Test Position | Back | Test Position | Back |
| Spacing | 10 mm | Spacing | 10 mm | Spacing | 10 mm |
| Frequency (MHz) | 707.50 | Frequency (MHz) | 782.00 | Frequency (MHz) | 831.50 |
| Channel | 23095 | Channel | 23230 | Channel | 26865 |
| Measured 1g SAR (W/kg) | 0.355 | Measured 1g SAR (W/kg) | 0.494 | Measured 1g SAR (W/kg) | 0.613 |
| Average Value of Time Sweep (W/kg) | | Average Value of Time Sweep (W/kg) | | Average Value of Time Sweep (W/kg) | |
| Auto-tune (State 0) | 0.501 | Auto-tune (State 14) | 0.758 | Auto-tune (State 116) | 0.955 |
| Default (State 0) | 0.494 | Default (State 0) | 0.815 | Default (State 0) | 0.949 |
| State 0 | 0.494 | State 13 | 0.844 | State 15 | 0.874 |
| State 5 | 0.446 | State 14 | 0.780 | State 31 | 0.664 |
| State 19 | 0.339 | State 16 | 0.742 | State 68 | 0.674 |
| State 27 | 0.255 | State 28 | 0.547 | State 70 | 0.569 |
| State 66 | 0.394 | State 67 | 0.599 | State 91 | 0.328 |
| State 73 | 0.118 | State 69 | 0.537 | State 109 | 0.451 |
| State 105 | 0.212 | State 103 | 0.011 | State 116 | 0.953 |

| Supplemental Body SAR Data | | | | | |
|--|---------|--|---------|--|---------|
| LTE B66 | | LTE B2 | | LTE B25 | |
| QPSK, 20 MHz Bandwidth, 1 RB, 50 RB Offset | | QPSK, 20 MHz Bandwidth, 1 RB, 50 RB Offset | | QPSK, 20 MHz Bandwidth, 1 RB, 50 RB Offset | |
| Test Position | Back | Test Position | Back | Test Position | Bottom |
| Spacing | 15 mm | Spacing | 15 mm | Spacing | 10 mm |
| Frequency (MHz) | 1745.00 | Frequency (MHz) | 1900.00 | Frequency (MHz) | 1905.00 |
| Channel | 132322 | Channel | 19100 | Channel | 26590 |
| Measured 1g SAR (W/kg) | 0.630 | Measured 1g SAR (W/kg) | 0.545 | Measured 1g SAR (W/kg) | 0.588 |
| Average Value of Time Sweep (W/kg) | | Average Value of Time Sweep (W/kg) | | Average Value of Time Sweep (W/kg) | |
| Auto-tune (State 109) | 0.689 | Auto-tune (State 2) | 0.781 | Auto-tune (State 109) | 0.637 |
| Default (State 0) | 0.642 | Default (State 0) | 0.755 | Default (State 0) | 0.636 |
| State 10 | 0.272 | State 2 | 0.727 | State 9 | 0.397 |
| State 32 | 0.540 | State 4 | 0.702 | State 33 | 0.537 |
| State 65 | 0.527 | State 23 | 0.217 | State 64 | 0.282 |
| State 71 | 0.421 | State 35 | 0.516 | State 72 | 0.387 |
| State 106 | 0.656 | State 45 | 0.613 | State 101 | 0.400 |
| State 109 | 0.680 | State 98 | 0.627 | State 109 | 0.639 |
| State 110 | 0.651 | State 107 | 0.708 | State 116 | 0.438 |

| | | | | |
|---|--|--------------------------------------|---|--|
| FCC ID: A3LSMS908E |  PCTEST Proud to be part of  | SAR EVALUATION REPORT |  | Approved by: Quality Manager |
| Document S/N: 1M2109220110-01.A3L (Rev 1) | Test Dates: 10/18/21 - 12/16/21 | DUT Type: Portable Handset | Page 109 of 119 | |

**Table 13-6
NR Supplemental Body SAR Data**

| Supplemental Body SAR Data | | | |
|--|--------|--|---------|
| NR Band n5 | | NR Band n66 | |
| DFT-OFDM QPSK, 20 MHz Bandwidth, 50 RB, 28 RB Offset | | DFT-s-OFDM QPSK, 20 MHz Bandwidth, 1 RB, 104 RB Offset | |
| Test Position | Back | Test Position | Bottom |
| Spacing | 10 mm | Spacing | 10 mm |
| Frequency (MHz) | 836.50 | Frequency (MHz) | 1770.00 |
| Channel | 167300 | Channel | 354000 |
| Measured 1g SAR (W/kg) | 0.536 | Measured 1g SAR (W/kg) | 0.481 |
| Average Value of Time Sweep (W/kg) | | Average Value of Time Sweep (W/kg) | |
| Auto-tune (State 116) | 0.549 | Auto-tune (State 109) | 0.541 |
| Default (State 0) | 0.542 | Default (State 0) | 0.552 |
| State 6 | 0.451 | State 3 | 0.519 |
| State 36 | 0.067 | State 23 | 0.189 |
| State 43 | 0.400 | State 37 | 0.229 |
| State 63 | 0.077 | State 62 | 0.380 |
| State 75 | 0.081 | State 76 | 0.217 |
| State 114 | 0.451 | State 109 | 0.541 |
| State 116 | 0.549 | State 115 | 0.518 |

| | | | | |
|---|--|--------------------------------------|---|--|
| FCC ID: A3LSMS908E |  PCTEST Proud to be part of  | SAR EVALUATION REPORT |  | Approved by: Quality Manager |
| Document S/N: 1M2109220110-01.A3L (Rev 1) | Test Dates: 10/18/21 - 12/16/21 | DUT Type: Portable Handset | Page 110 of 119 | |

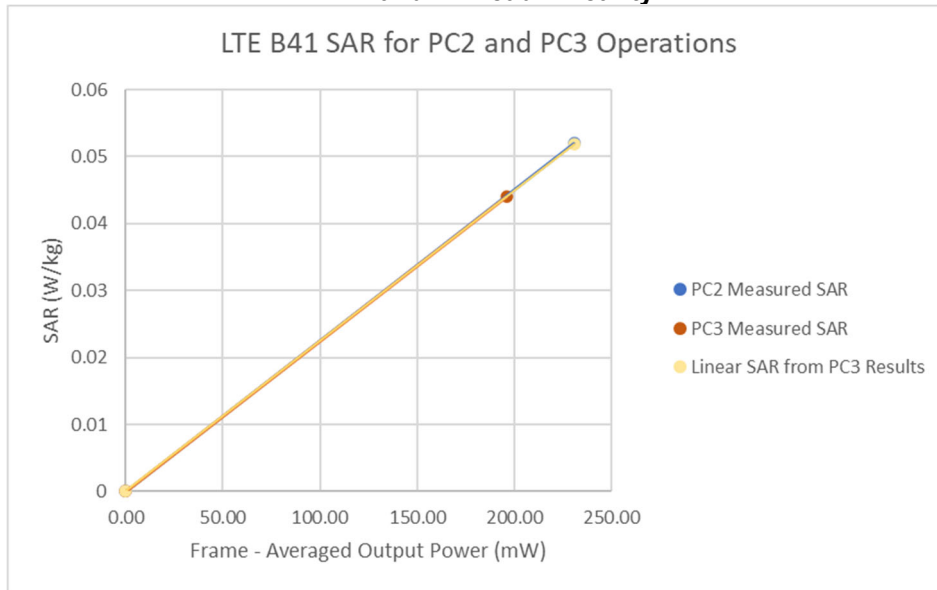
13.1 LTE Band 41 Power Class 2 and Power Class 3 Linearity

This device supports Power Class 2 and Power Class 3 operations for LTE Band 41. The highest available duty cycle for Power Class 2 operations is 43.3 % using UL-DL configuration 1. Per May 2017 TCB Workshop Notes based on the device behavior, all SAR tests were performed using Power Class 3. SAR with Power Class 2 at the highest power and available duty factor was additionally performed for the Power Class 3 configuration with the highest SAR for each exposure condition. The linearity between the Power Class 2 and Power Class 3 SAR results and the respective frame averaged powers was calculated to determine that the results were linear. Per May 2017 TCB Workshop, no additional SAR measurements were required since the linearity between power classes was < 10% and all reported SAR values were < 1.4 W/kg for 1g and < 3.5 W/kg for 10g.

**Table 13-7
LTE Band 41 Head Linearity Data**

| | LTE Band 41 PC3 | LTE Band 41 PC2 |
|-------------------------------------|-----------------|-----------------|
| Maximum Allowed Output Power (dBm) | 25.00 | 27.50 |
| Measured Output Power (dBm) | 24.91 | 27.27 |
| Measured SAR (W/kg) | 0.044 | 0.052 |
| Measured Power (mW) | 309.74 | 533.33 |
| Duty Cycle | 63.3% | 43.3% |
| Frame Averaged Output Power (mW) | 196.07 | 230.93 |
| % deviation from expected linearity | | 0.34% |

**Figure 13-1
LTE Band 41 Head Linearity**

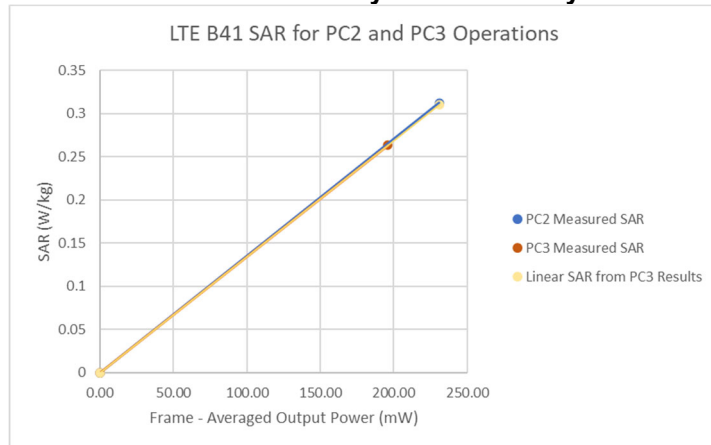


| | | | | |
|--|--|-------------------------------|--|---------------------------------|
| FCC ID: A3LSMS908E | PCTEST Proud to be part of element | SAR EVALUATION REPORT | | Approved by: Quality Manager |
| Document S/N: 1M2109220110-01.A3L (Rev 1) | Test Dates: 10/18/21 - 12/16/21 | DUT Type: Portable Handset | | Page 111 of 119 |

**Table 13-8
LTE Band 41 Body-Worn Linearity Data**

| | LTE Band 41 PC3 | LTE Band 41 PC2 |
|-------------------------------------|-----------------|-----------------|
| Maximum Allowed Output Power (dBm) | 25.00 | 27.50 |
| Measured Output Power (dBm) | 24.91 | 27.27 |
| Measured SAR (W/kg) | 0.263 | 0.312 |
| Measured Power (mW) | 309.74 | 533.33 |
| Duty Cycle | 63.3% | 43.3% |
| Frame Averaged Output Power (mW) | 196.07 | 230.93 |
| % deviation from expected linearity | | 0.72% |

**Figure 13-2
LTE Band 41 Body-Worn Linearity**






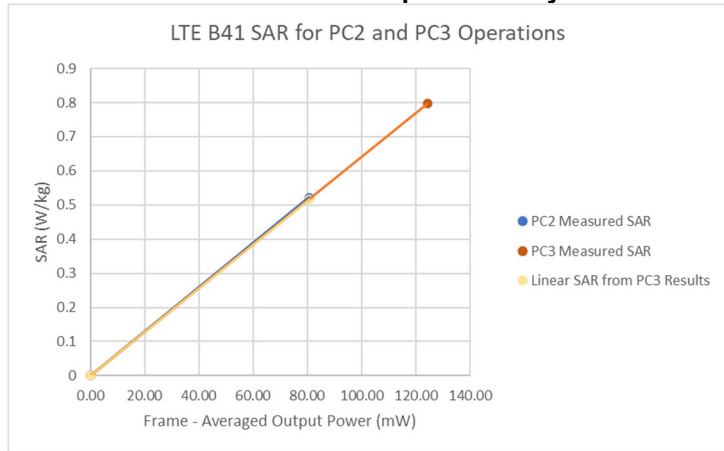
| | | | | |
|---|--|--------------------------------------|---|--|
| FCC ID: A3LSMS908E |  PCTEST Proud to be part of  | SAR EVALUATION REPORT |  | Approved by: Quality Manager |
| Document S/N: 1M2109220110-01.A3L (Rev 1) | Test Dates: 10/18/21 - 12/16/21 | DUT Type: Portable Handset | | Page 112 of 119 |

Table 13-9
LTE Band 41 Hotspot Linearity Data

| | LTE Band 41 PC3 | LTE Band 41 PC2 |
|-------------------------------------|-----------------|-----------------|
| Maximum Allowed Output Power (dBm) | 23.00 | 23.00 |
| Measured Output Power (dBm) | 22.93 | 22.70 |
| Measured SAR (W/kg) | 0.797 | 0.522 |
| Measured Power (mW) | 196.34 | 186.21 |
| Duty Cycle | 63.3% | 43.3% |
| Frame Averaged Output Power (mW) | 124.28 | 80.63 |
| % deviation from expected linearity | | 0.96% |

Figure 13-3
LTE Band 41 Hotspot Linearity






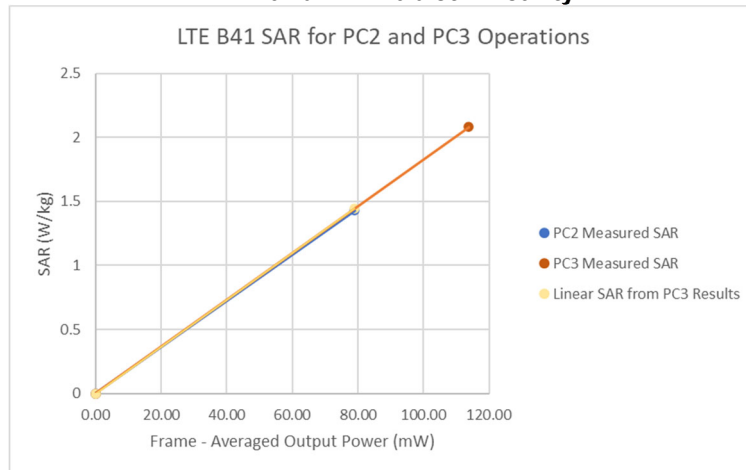



| | | | | |
|--|---|-------------------------------|---|---------------------------------|
| FCC ID: A3LSMS908E |  <small>Proud to be part of</small>  | SAR EVALUATION REPORT |  | Approved by: Quality Manager |
| Document S/N: 1M2109220110-01.A3L (Rev 1) | Test Dates: 10/18/21 - 12/16/21 | DUT Type: Portable Handset | | Page 113 of 119 |

Table 13-10
LTE Band 41 Phablet Linearity Data

| | LTE Band 41 PC3 | LTE Band 41 PC2 |
|-------------------------------------|-----------------|-----------------|
| Maximum Allowed Output Power (dBm) | 23.00 | 23.00 |
| Measured Output Power (dBm) | 22.55 | 22.61 |
| Measured SAR (W/kg) | 2.080 | 1.430 |
| Measured Power (mW) | 179.89 | 182.39 |
| Duty Cycle | 63.3% | 43.3% |
| Frame Averaged Output Power (mW) | 113.87 | 78.97 |
| % deviation from expected linearity | | -0.87% |

Figure 13-4
LTE Band 41 Phablet Linearity





| | | | | |
|--|---|-------------------------------|---|---------------------------------|
| FCC ID: A3LSMS908E |  <small>Proud to be part of</small>  | SAR EVALUATION REPORT |  | Approved by: Quality Manager |
| Document S/N: 1M2109220110-01.A3L (Rev 1) | Test Dates: 10/18/21 - 12/16/21 | DUT Type: Portable Handset | | Page 114 of 119 |

| Manufacturer | Model | Description | Cal Date | Cal Interval | Cal Due | Serial Number |
|-----------------------|----------------|---|------------|--------------|------------|---------------|
| Agilent | 8594A | (9kHz-3.9GHz) Spectrum Analyzer | N/A | N/A | N/A | 3051400187 |
| Agilent | 85932E | 3.5mm Standard Calibration Kit | 7/7/2021 | Annual | 7/7/2022 | M1F53402352 |
| Agilent | E4438C | ESG Vector Signal Generator | 12/14/2020 | Biennial | 12/14/2022 | M442082385 |
| Agilent | E4432B | ESG-D Series Signal Generator | 2/24/2021 | Annual | 2/24/2022 | US40053896 |
| Agilent | N5182A | MXG Vector Signal Generator | 6/21/2021 | Annual | 6/21/2022 | M47420603 |
| Agilent | N5182A | MXG Vector Signal Generator | 6/15/2021 | Annual | 6/15/2022 | M47420800 |
| Agilent | 8753ES | S-Parameter Vector Network Analyzer | 2/2/2021 | Annual | 2/2/2022 | US39170122 |
| Agilent | E5515C | Wireless Communications Test Set | 2/4/2021 | Annual | 2/4/2022 | GB43193563 |
| Agilent | N4010A | Wireless Connectivity Test Set | N/A | N/A | N/A | GB46170464 |
| Amplifier Research | 1551G6 | Amplifier | CBT | N/A | CBT | 353317 |
| Amplifier Research | 1551G6 | Amplifier | CBT | N/A | CBT | 433978 |
| Anritsu | MN8110B | I/O Adaptor | CBT | N/A | CBT | 6261747881 |
| Anritsu | ML2496A | Power Meter | 3/3/2021 | Annual | 3/3/2022 | 130609 |
| Anritsu | ML2496A | Power Meter | 4/21/2021 | Annual | 4/21/2022 | 1351001 |
| Anritsu | MA2411B | Pulse Power Sensor | 12/18/2020 | Annual | 12/18/2021 | 1126956 |
| Anritsu | MA2411B | Pulse Power Sensor | 3/9/2021 | Annual | 3/9/2022 | 1207470 |
| Anritsu | MT8821C | Radio Communication Analyzer | 4/16/2021 | Annual | 4/16/2022 | 6200901190 |
| Anritsu | MT8821C | Radio Communication Analyzer | 7/18/2021 | Annual | 7/18/2022 | 6262150047 |
| Anritsu | MA2410GA | USB Power Sensor | 3/2/2021 | Annual | 3/2/2022 | 1349509 |
| Anritsu | MA2410GA | USB Power Sensor | 6/29/2021 | Annual | 6/29/2022 | 1349513 |
| COMFech | AR85729-5 | Solid State Amplifier | CBT | N/A | CBT | M155A00-009 |
| COMTECH | AR85729-5/579B | Solid State Amplifier | CBT | N/A | CBT | M3W1A00-1002 |
| Control Company | 4352 | Long Stem Thermometer | 1/24/2020 | Biennial | 1/24/2022 | 200043588 |
| Control Company | 4352 | Long Stem Thermometer | 5/16/2020 | Biennial | 5/16/2022 | 200294604 |
| Control Company | 4040 | Therm / Clock / Humidity Monitor | 3/6/2020 | Biennial | 3/6/2022 | 200170296 |
| Control Company | 4040 | Therm / Clock / Humidity Monitor | 3/6/2020 | Biennial | 3/6/2022 | 200170313 |
| Insize | 1108-150 | Digital Caliper | 1/17/2020 | Biennial | 1/17/2022 | 409193536 |
| Keysight | 7720 | Dual Directional Coupler | CBT | N/A | CBT | M52488215 |
| Keysight Technologies | N62195B | DC Power Analyzer | 5/5/2021 | Triennial | 5/5/2024 | M1F5300699 |
| Keysight Technologies | N9202A | MVA Signal Analyzer | 2/24/2021 | Annual | 2/24/2022 | M148010233 |
| MCL | BW-NBW5+ | 6dB Attenuator | CBT | N/A | CBT | 1139 |
| MiniCircuits | VLF-6000+ | Low Pass Filter | CBT | N/A | CBT | N/A |
| MiniCircuits | SLP-2400+ | Low Pass Filter | CBT | N/A | CBT | R897909093 |
| Mini-Circuits | BW-N20W5+ | DC to 18 GHz Precision Fixed 20 dB Attenuator | CBT | N/A | CBT | N/A |
| Mini-Circuits | NLP-1200+ | Low Pass Filter DC to 1000 MHz | CBT | N/A | CBT | N/A |
| Mini-Circuits | NLP-2950+ | Low Pass Filter DC to 2700 MHz | CBT | N/A | CBT | N/A |
| Mini-Circuits | BW-N20W5 | Power Attenuator | CBT | N/A | CBT | 1226 |
| Mini-Circuits | TVA-11-422 | RF Power Amp | CBT | N/A | CBT | QA1303002 |
| Narda | 4014C-6 | 4 - 8 GHz SMA 6 dB Directional Coupler | CBT | N/A | CBT | N/A |
| Narda | BW-53W2 | Attenuator (3dB) | CBT | N/A | CBT | 120 |
| Narda | 4772-3 | Attenuator (3dB) | CBT | N/A | CBT | 9406 |
| Pasternack | PE2208-6 | Bidirectional Coupler | CBT | N/A | CBT | N/A |
| Pasternack | PE2209-10 | Bidirectional Coupler | CBT | N/A | CBT | N/A |
| Pasternack | NC-100 | Torque Wrench | 8/4/2020 | Biennial | 8/4/2022 | N/A |
| Pasternack | NC-100 | Torque Wrench (8in-lbs) | 8/5/2020 | Biennial | 8/5/2022 | 47639-47 |
| Rohde & Schwarz | CMW500 | Radio Communication Tester | 2/18/2021 | Annual | 2/18/2022 | 101767 |
| Rohde & Schwarz | CMW500 | Radio Communication Tester | 3/22/2021 | Annual | 3/22/2022 | 167283 |
| Rohde & Schwarz | CMW500 | Wideband Radio Communication Tester | 2/10/2021 | Annual | 2/10/2022 | 161662 |
| Seekonk | NC-100 | Torque Wrench (8" lb) | 8/4/2020 | Biennial | 8/4/2022 | 21053 |
| Seekonk Inc | NC-100 | Torque Wrench | 8/4/2020 | Biennial | 8/4/2022 | N/A |
| SPEAG | D750V3 | 750 MHz SAR Dipole | 5/11/2021 | Annual | 5/11/2022 | 1034 |
| SPEAG | D750V3 | 750 MHz SAR Dipole | 2/17/2021 | Annual | 2/17/2022 | 1046 |
| SPEAG | D835V2 | 835 MHz SAR Dipole | 6/20/2019 | Triennial | 6/20/2022 | 44040 |
| SPEAG | D835V2 | 835 MHz SAR Dipole | 5/11/2021 | Annual | 5/11/2022 | 44180 |
| SPEAG | D835V2 | 850 MHz SAR Dipole | 9/8/2020 | Biennial | 9/8/2022 | 1010 |
| SPEAG | D1250V2 | 1250 MHz SAR Dipole | 6/19/2019 | Triennial | 6/19/2022 | 11883 |
| SPEAG | D1900V2 | 1900 MHz SAR Dipole | 6/19/2019 | Triennial | 6/19/2022 | 54030 |
| SPEAG | D1900V2 | 1900 MHz SAR Dipole | 2/21/2019 | Triennial | 2/21/2022 | 54148 |
| SPEAG | D2450V2 | 2450 MHz SAR Dipole | 6/14/2019 | Triennial | 6/14/2022 | 750 |
| SPEAG | D2600V2 | 2600 MHz SAR Dipole | 6/14/2019 | Triennial | 6/14/2022 | 1042 |
| SPEAG | D5GHzV2 | 5 GHz SAR Dipole | 3/10/2021 | Annual | 3/10/2022 | 1123 |
| SPEAG | D5GHzV2 | 5 GHz SAR Dipole | 9/15/2021 | Annual | 9/15/2022 | 1191 |
| SPEAG | D5GHzV2 | 5 GHz SAR Dipole | 1/20/2021 | Annual | 1/20/2022 | 1057 |
| SPEAG | DAE4 | Dasy Data Acquisition Electronics | 4/13/2021 | Annual | 4/13/2022 | 501 |
| SPEAG | DAE4 | Dasy Data Acquisition Electronics | 8/2/2021 | Annual | 8/2/2022 | 604 |
| SPEAG | DAE4 | Dasy Data Acquisition Electronics | 5/11/2021 | Annual | 5/11/2022 | 701 |
| SPEAG | DAE4 | Dasy Data Acquisition Electronics | 9/13/2021 | Annual | 9/13/2022 | 1364 |
| SPEAG | DAE4 | Dasy Data Acquisition Electronics | 7/14/2021 | Annual | 7/14/2022 | 1402 |
| SPEAG | DAE4 | Dasy Data Acquisition Electronics | 2/12/2021 | Annual | 2/12/2022 | 1403 |
| SPEAG | DAE4 | Dasy Data Acquisition Electronics | 3/18/2021 | Annual | 3/18/2022 | 1272 |
| SPEAG | DAE4 | Dasy Data Acquisition Electronics | 8/11/2021 | Annual | 8/11/2022 | 1408 |
| SPEAG | DAE4 | Dasy Data Acquisition Electronics | 7/13/2021 | Annual | 7/13/2022 | 1583 |
| SPEAG | DAE4 | Dasy Data Acquisition Electronics | 1/11/2021 | Annual | 1/11/2022 | 1645 |
| SPEAG | DAE4 | Dasy Data Acquisition Electronics | 6/22/2021 | Annual | 6/22/2022 | 1677 |
| SPEAG | DAK-3.5 | Dielectric Parameter Probes | 12/9/2020 | Annual | 12/9/2021 | 1278 |
| SPEAG | DAK-3.5 | Dielectric Parameter Probes | 8/18/2021 | Annual | 8/18/2022 | 1041 |
| SPEAG | MAIA | Modulation and Audio Interference Analyzer | N/A | N/A | N/A | N/A |
| SPEAG | EX3DV4 | SAR Probe | 8/26/2021 | Annual | 8/26/2022 | 3949 |
| SPEAG | EX3DV4 | SAR Probe | 7/20/2021 | Annual | 7/20/2022 | 7410 |
| SPEAG | EX3DV4 | SAR Probe | 5/18/2021 | Annual | 5/18/2022 | 7416 |
| SPEAG | EX3DV4 | SAR Probe | 3/17/2021 | Annual | 3/17/2022 | 7421 |
| SPEAG | EX3DV4 | SAR Probe | 2/17/2021 | Annual | 2/17/2022 | 7427 |
| SPEAG | EX3DV4 | SAR Probe | 4/19/2021 | Annual | 4/19/2022 | 7532 |
| SPEAG | EX3DV4 | SAR Probe | 7/21/2021 | Annual | 7/21/2022 | 7546 |
| SPEAG | EX3DV4 | SAR Probe | 9/20/2021 | Annual | 9/20/2022 | 7552 |
| SPEAG | EX3DV4 | SAR Probe | 9/17/2021 | Annual | 9/17/2022 | 7558 |
| SPEAG | EX3DV4 | SAR Probe | 3/3/2021 | Annual | 3/3/2022 | 7640 |
| SPEAG | EX3DV4 | SAR Probe | 3/16/2021 | Annual | 3/16/2022 | 7526 |

Note: CBT (Calibrated Before Testing). Prior to testing, the measurement paths containing a cable, amplifier, attenuator, coupler or filter were connected to a calibrated source (i.e. a signal generator) to determine the losses of the measurement path. The power meter offset was then adjusted to compensate for the measurement system losses. This level offset is stored within the power meter before measurements are made. This calibration verification procedure applies to the system verification and output power measurements. The calibrated reading is then taken directly from the power meter after compensation of the losses for all final power measurements.




Note: All equipment was used solely within its respective calibration period.

| | | |
|--|---|---|
|  SAR EVALUATION REPORT  | | Approved by: Quality Manager |
| FCC ID: A3LSMS908E | Document S/N: 1M2109220110-01.A3L (Rev 1) | Test Dates: 10/18/21 - 12/16/21 |
| DUT Type: Portable Handset | | Page 115 of 119 |

15 MEASUREMENT UNCERTAINTIES

| a | b | c | d | e= f(d,k) | f | g | h = c x f/e | i = c x g/e | k |
|---|----------------------|---------------|----------------|--------------|-----------------------|--------------------------|--------------------------------|----------------------------------|----------------|
| Uncertainty Component | IEEE 1528 Sec. | Tol. (± %) | Prob. Dist. | Div. | c _i 1gm | c _i 10 gms | 1gm u _i (± %) | 10gms u _i (± %) | v _i |
| Measurement System | | | | | | | | | |
| Probe Calibration | E.2.1 | 7 | N | 1 | 1 | 1 | 7.0 | 7.0 | ∞ |
| Axial Isotropy | E.2.2 | 0.25 | N | 1 | 0.7 | 0.7 | 0.2 | 0.2 | ∞ |
| Hemishperical Isotropy | E.2.2 | 1.3 | N | 1 | 0.7 | 0.7 | 0.9 | 0.9 | ∞ |
| Boundary Effect | E.2.3 | 2 | R | 1.732 | 1 | 1 | 1.2 | 1.2 | ∞ |
| Linearity | E.2.4 | 0.3 | N | 1 | 1 | 1 | 0.3 | 0.3 | ∞ |
| System Detection Limits | E.2.4 | 0.25 | R | 1.732 | 1 | 1 | 0.1 | 0.1 | ∞ |
| Modulation Response | E.2.5 | 4.8 | R | 1.732 | 1 | 1 | 2.8 | 2.8 | ∞ |
| Readout Electronics | E.2.6 | 0.3 | N | 1 | 1 | 1 | 0.3 | 0.3 | ∞ |
| Response Time | E.2.7 | 0.8 | R | 1.732 | 1 | 1 | 0.5 | 0.5 | ∞ |
| Integration Time | E.2.8 | 2.6 | R | 1.732 | 1 | 1 | 1.5 | 1.5 | ∞ |
| RF Ambient Conditions - Noise | E.6.1 | 3 | R | 1.732 | 1 | 1 | 1.7 | 1.7 | ∞ |
| RF Ambient Conditions - Reflections | E.6.1 | 3 | R | 1.732 | 1 | 1 | 1.7 | 1.7 | ∞ |
| Probe Positioner Mechanical Tolerance | E.6.2 | 0.8 | R | 1.732 | 1 | 1 | 0.5 | 0.5 | ∞ |
| Probe Positioning w/ respect to Phantom | E.6.3 | 6.7 | R | 1.732 | 1 | 1 | 3.9 | 3.9 | ∞ |
| Extrapolation, Interpolation & Integration algorithms for Max. SAR Evaluation | E.5 | 4 | R | 1.732 | 1 | 1 | 2.3 | 2.3 | ∞ |
| Test Sample Related | | | | | | | | | |
| Test Sample Positioning | E.4.2 | 3.12 | N | 1 | 1 | 1 | 3.1 | 3.1 | 35 |
| Device Holder Uncertainty | E.4.1 | 1.67 | N | 1 | 1 | 1 | 1.7 | 1.7 | 5 |
| Output Power Variation - SAR drift measurement | E.2.9 | 5 | R | 1.732 | 1 | 1 | 2.9 | 2.9 | ∞ |
| SAR Scaling | E.6.5 | 0 | R | 1.732 | 1 | 1 | 0.0 | 0.0 | ∞ |
| Phantom & Tissue Parameters | | | | | | | | | |
| Phantom Uncertainty (Shape & Thickness tolerances) | E.3.1 | 7.6 | R | 1.73 | 1.0 | 1.0 | 4.4 | 4.4 | ∞ |
| Liquid Conductivity - measurement uncertainty | E.3.3 | 4.3 | N | 1 | 0.78 | 0.71 | 3.3 | 3.0 | 76 |
| Liquid Permittivity - measurement uncertainty | E.3.3 | 4.2 | N | 1 | 0.23 | 0.26 | 1.0 | 1.1 | 75 |
| Liquid Conductivity - Temperature Uncertainty | E.3.4 | 3.4 | R | 1.732 | 0.78 | 0.71 | 1.5 | 1.4 | ∞ |
| Liquid Permittivity - Temperature Uncertainty | E.3.4 | 0.6 | R | 1.732 | 0.23 | 0.26 | 0.1 | 0.1 | ∞ |
| Liquid Conductivity - deviation from target values | E.3.2 | 5.0 | R | 1.73 | 0.64 | 0.43 | 1.8 | 1.2 | ∞ |
| Liquid Permittivity - deviation from target values | E.3.2 | 5.0 | R | 1.73 | 0.60 | 0.49 | 1.7 | 1.4 | ∞ |
| Combined Standard Uncertainty (k=1) | RSS | | | | | | 12.2 | 12.0 | 191 |
| Expanded Uncertainty (95% CONFIDENCE LEVEL) | k=2 | | | | | | 24.4 | 24.0 | |

The above measurement uncertainties are according to IEEE Std. 1528-2013




| | | | | |
|---|--|--------------------------------------|---|--|
| FCC ID: A3LSMS908E |  PCTEST Proud to be part of  | SAR EVALUATION REPORT |  | Approved by: Quality Manager |
| Document S/N: 1M2109220110-01.A3L (Rev 1) | Test Dates: 10/18/21 - 12/16/21 | DUT Type: Portable Handset | Page 116 of 119 | |

16 CONCLUSION

16.1 Measurement Conclusion




The SAR evaluation indicates that the EUT complies with the RF radiation exposure limits of the FCC and Innovation, Science, and Economic Development Canada, with respect to all parameters subject to this test. These measurements were taken to simulate the RF effects of RF exposure under worst-case conditions. Precise laboratory measures were taken to assure repeatability of the tests. The results and statements relate only to the item(s) tested.

Please note that the absorption and distribution of electromagnetic energy in the body are very complex phenomena that depend on the mass, shape, and size of the body, the orientation of the body with respect to the field vectors, and the electrical properties of both the body and the environment. Other variables that may play a substantial role in possible biological effects are those that characterize the environment (e.g. ambient temperature, air velocity, relative humidity, and body insulation) and those that characterize the individual (e.g. age, gender, activity level, debilitation, or disease). Because various factors may interact with one another to vary the specific biological outcome of an exposure to electromagnetic fields, any protection guide should consider maximal amplification of biological effects as a result of field-body interactions, environmental conditions, and physiological variables. [3]




| | | | | |
|---|--|--------------------------------------|---|--|
| FCC ID: A3LSMS908E |  PCTEST Proud to be part of  | SAR EVALUATION REPORT |  | Approved by: Quality Manager |
| Document S/N: 1M2109220110-01.A3L (Rev 1) | Test Dates: 10/18/21 - 12/16/21 | DUT Type: Portable Handset | | Page 117 of 119 |

17 REFERENCES

- [1] Federal Communications Commission, ET Docket 93-62, Guidelines for Evaluating the Environmental Effects of Radiofrequency Radiation, Aug. 1996.
- [2] ANSI/IEEE C95.1-2005, American National Standard safety levels with respect to human exposure to radio frequency electromagnetic fields, 3kHz to 300GHz, New York: IEEE, 2006.
- [3] ANSI/IEEE C95.1-1992, American National Standard safety levels with respect to human exposure to radio frequency electromagnetic fields, 3kHz to 300GHz, New York: IEEE, Sept. 1992.
- [4] ANSI/IEEE C95.3-2002, IEEE Recommended Practice for the Measurement of Potentially Hazardous Electromagnetic Fields - RF and Microwave, New York: IEEE, December 2002.
- [5] IEEE Standards Coordinating Committee 39 –Standards Coordinating Committee 34 – IEEE Std. 1528-2013, IEEE Recommended Practice for Determining the Peak Spatial-Average Specific Absorption Rate (SAR) in the Human Head from Wireless Communications Devices: Measurement Techniques.
- [6] NCRP, National Council on Radiation Protection and Measurements, Biological Effects and Exposure Criteria for RadioFrequency Electromagnetic Fields, NCRP Report No. 86, 1986. Reprinted Feb. 1995.
- [7] T. Schmid, O. Egger, N. Kuster, Automated E-field scanning system for dosimetric assessments, IEEE Transaction on Microwave Theory and Techniques, vol. 44, Jan. 1996, pp. 105-113.
- [8] K. Pokovic, T. Schmid, N. Kuster, Robust setup for precise calibration of E-field probes in tissue simulating liquids at mobile communications frequencies, ICECOM97, Oct. 1997, pp. 1 -124.
- [9] K. Pokovic, T. Schmid, and N. Kuster, E-field Probe with improved isotropy in brain simulating liquids, Proceedings of the ELMAR, Zadar, Croatia, June 23-25, 1996, pp. 172-175.
- [10] Schmid & Partner Engineering AG, Application Note: Data Storage and Evaluation, June 1998, p2.
- [11] V. Hombach, K. Meier, M. Burkhardt, E. Kuhn, N. Kuster, The Dependence of EM Energy Absorption upon Human Modeling at 900 MHz, IEEE Transaction on Microwave Theory and Techniques, vol. 44 no. 10, Oct. 1996, pp. 1865-1873.
- [12] N. Kuster and Q. Balzano, Energy absorption mechanism by biological bodies in the near field of dipole antennas above 300MHz, IEEE Transaction on Vehicular Technology, vol. 41, no. 1, Feb. 1992, pp. 17-23.
- [13] G. Hartsgrove, A. Kraszewski, A. Surowiec, Simulated Biological Materials for Electromagnetic Radiation Absorption Studies, University of Ottawa, Bioelectromagnetics, Canada: 1987, pp. 29-36.
- [14] Q. Balzano, O. Garay, T. Manning Jr., Electromagnetic Energy Exposure of Simulated Users of Portable Cellular Telephones, IEEE Transactions on Vehicular Technology, vol. 44, no.3, Aug. 1995.
- [15] W. Gander, Computermathematik, Birkhaeuser, Basel, 1992.
- [16] W.H. Press, S.A. Teukolsky, W.T. Vetterling, and B.P. Flannery, Numerical Recipes in C, The Art of Scientific Computing, Second edition, Cambridge University Press, 1992.
- [17] N. Kuster, R. Kastle, T. Schmid, Dosimetric evaluation of mobile communications equipment with known precision, IEEE Transaction on Communications, vol. E80-B, no. 5, May 1997, pp. 645-652.

| | | | | |
|---|--|--------------------------------------|---|--|
| FCC ID: A3LSMS908E |  PCTEST Proud to be part of  | SAR EVALUATION REPORT |  | Approved by: Quality Manager |
| Document S/N: 1M2109220110-01.A3L (Rev 1) | Test Dates: 10/18/21 - 12/16/21 | DUT Type: Portable Handset | Page 118 of 119 | |

- [18] CENELEC CLC/SC111B, European Prestandard (prENV 50166-2), Human Exposure to Electromagnetic Fields High-frequency: 10kHz-300GHz, Jan. 1995.
- [19] Prof. Dr. Niels Kuster, ETH, Eidgenössische Technische Hochschule Zürich, Dosimetric Evaluation of the Cellular Phone.
- [20] IEC 62209-1, Measurement procedure for the assessment of specific absorption rate of human exposure to radio frequency fields from hand-held and body-mounted wireless communication devices - Part 1: Devices used next to the ear (Frequency range of 300 MHz to 6 GHz), July 2016.
- [21] Innovation, Science, Economic Development Canada RSS-102 Radio Frequency Exposure Compliance of Radiocommunication Apparatus (All Frequency Bands) Issue 5, March 2015.
- [22] Health Canada Safety Code 6 Limits of Human Exposure to Radio Frequency Electromagnetic Fields in the Frequency Range from 3 kHz – 300 GHz, 2015
- [23] FCC SAR Test Procedures for 2G-3G Devices, Mobile Hotspot and UMPC Devices KDB Publications 941225, D01-D07
- [24] SAR Measurement Guidance for IEEE 802.11 Transmitters, KDB Publication 248227 D01
- [25] FCC SAR Considerations for Handsets with Multiple Transmitters and Antennas, KDB Publications 648474 D03-D04
- [26] FCC SAR Evaluation Considerations for Laptop, Notebook, Netbook and Tablet Computers, FCC KDB Publication 616217 D04
- [27] FCC SAR Measurement and Reporting Requirements for 100MHz – 6 GHz, KDB Publications 865664 D01-D02
- [28] FCC General RF Exposure Guidance and SAR Procedures for Dongles, KDB Publication 447498, D01-D02
- [29] Anexo à Resolução No. 533, de 10 de Setembro de 2009.
- [30] IEC 62209-2, Human exposure to radio frequency fields from hand-held and body-mounted wireless communication devices - Human models, instrumentation, and procedures - Part 2: Procedure to determine the specific absorption rate (SAR) for wireless communication devices used in close proximity to the human body (frequency range of 30 MHz to 6 GHz), Mar. 2010.

| | | | | |
|---|---|--------------------------------------|---|--|
| FCC ID: A3LSMS908E |  <small>Proud to be part of</small>  | SAR EVALUATION REPORT |  | Approved by: Quality Manager |
| Document S/N: 1M2109220110-01.A3L (Rev 1) | Test Dates: 10/18/21 - 12/16/21 | DUT Type: Portable Handset | Page 119 of 119 | |