

APPENDIX A: SAR TEST RESULTS FOR P_{LIMIT} CALCULATIONS

Table A-1
DSI = 2 P_{Limit} Calculations – NR Band n48 Head SAR

MEASUREMENT RESULTS																	
FREQUENCY		Mode	Bandwidth [MHz]	Conducted Power [dBm]	Antenna Config	MPR [dB]	Side	Test Position	Waveform	Modulation	RB Size	RB Offset	Duty Cycle	SAR (1g)	P _{limit}	Overall P _{limit}	
MHz	Ch.													(W/kg)			
3570.00	638000	Low	NR Band n48	40	15.95	F	0	Right	Cheek	DFT-S-OFDM	QPSK	1	53	1:1	0.822	16.80	16.75
3624.99	641666	Mid	NR Band n48	40	16.00	F	0	Right	Cheek	DFT-S-OFDM	QPSK	1	53	1:1	0.752	17.24	
3679.98	645332	High	NR Band n48	40	16.08	F	0	Right	Cheek	DFT-S-OFDM	QPSK	1	104	1:1	0.671	17.81	
3570.00	638000	Low	NR Band n48	40	16.07	F	0	Right	Cheek	DFT-S-OFDM	QPSK	50	28	1:1	0.856	16.75	
3624.99	641666	Mid	NR Band n48	40	15.90	F	0	Right	Cheek	DFT-S-OFDM	QPSK	50	0	1:1	0.756	17.11	
3679.98	645332	High	NR Band n48	40	16.08	F	0	Right	Cheek	DFT-S-OFDM	QPSK	50	0	1:1	0.702	17.62	
3679.98	645332	High	NR Band n48	40	15.95	F	0	Right	Cheek	DFT-S-OFDM	QPSK	100	0	1:1	0.689	17.57	
3679.98	645332	High	NR Band n48	40	15.95	F	0	Right	Cheek	CP-OFDM	QPSK	1	1	1:1	0.736	17.28	
3679.98	645332	High	NR Band n48	40	16.08	F	0	Right	Tilt	DFT-S-OFDM	QPSK	1	104	1:1	0.344	20.71	
3679.98	645332	High	NR Band n48	40	16.08	F	0	Right	Tilt	DFT-S-OFDM	QPSK	50	0	1:1	0.354	20.59	
3679.98	645332	High	NR Band n48	40	16.08	F	0	Left	Cheek	DFT-S-OFDM	QPSK	1	104	1:1	0.141	24.59	
3679.98	645332	High	NR Band n48	40	16.08	F	0	Left	Cheek	DFT-S-OFDM	QPSK	50	0	1:1	0.145	24.47	
3679.98	645332	High	NR Band n48	40	16.08	F	0	Left	Tilt	DFT-S-OFDM	QPSK	1	104	1:1	0.127	25.04	
3679.98	645332	High	NR Band n48	40	16.08	F	0	Left	Tilt	DFT-S-OFDM	QPSK	50	0	1:1	0.139	24.65	

For some bands/modes, a lower P_{Limit} was selected as a more conservative evaluation.

Table A-2
DSI = 0 P_{Limit} Calculations – NR Band n48 Body-Worn SAR

MEASUREMENT RESULTS																	
FREQUENCY		Mode	Bandwidth [MHz]	Conducted Power [dBm]	Antenna Config	MPR [dB]	Waveform	Modulation	RB Size	RB Offset	Spacing	Side	Duty Cycle	SAR (1g)	P _{limit}	Overall P _{limit}	
MHz	Ch.													(W/kg)			
3624.99	641666	Mid	NR Band n48	40	17.09	F	0	DFT-S-OFDM	QPSK	1	1	15 mm	back	1:1	0.114	26.52	26.50
3624.99	641666	Mid	NR Band n48	40	16.79	F	0	DFT-S-OFDM	QPSK	50	28	15 mm	back	1:1	0.107	26.50	
3624.99	641666	Mid	NR Band n48	40	16.88	F	0	CP-OFDM	QPSK	1	1	15 mm	back	1:1	0.109	26.51	

For some bands/modes, a lower P_{Limit} was selected as a more conservative evaluation.

Table A-3
DSI = 3 P_{Limit} Calculations – NR Band n48 Hotspot SAR

MEASUREMENT RESULTS																	
FREQUENCY		Mode	Bandwidth [MHz]	Conducted Power [dBm]	Antenna Config	MPR [dB]	Waveform	Modulation	RB Size	RB Offset	Spacing	Side	Duty Cycle	SAR (1g)	P _{limit}	Overall P _{limit}	
MHz	Ch.													(W/kg)			
3624.99	641666	Mid	NR Band n48	40	17.09	F	0	DFT-S-OFDM	QPSK	1	1	10 mm	back	1:1	0.242	23.25	21.34
3624.99	641666	Mid	NR Band n48	40	16.79	F	0	DFT-S-OFDM	QPSK	50	28	10 mm	back	1:1	0.226	23.25	
3624.99	641666	Mid	NR Band n48	40	17.09	F	0	DFT-S-OFDM	QPSK	1	1	10 mm	front	1:1	0.142	25.57	
3624.99	641666	Mid	NR Band n48	40	16.79	F	0	DFT-S-OFDM	QPSK	50	28	10 mm	front	1:1	0.139	25.36	
3624.99	641666	Mid	NR Band n48	40	17.09	F	0	DFT-S-OFDM	QPSK	1	1	10 mm	top	1:1	0.183	24.47	
3624.99	641666	Mid	NR Band n48	40	16.79	F	0	DFT-S-OFDM	QPSK	50	28	10 mm	top	1:1	0.164	24.64	
3624.99	641666	Mid	NR Band n48	40	17.09	F	0	DFT-S-OFDM	QPSK	1	1	10 mm	left	1:1	0.358	21.55	
3624.99	641666	Mid	NR Band n48	40	16.79	F	0	DFT-S-OFDM	QPSK	50	28	10 mm	left	1:1	0.347	21.39	
3624.99	641666	Mid	NR Band n48	40	16.88	F	0	CP-OFDM	QPSK	1	1	10 mm	left	1:1	0.358	21.34	

For some bands/modes, a lower P_{Limit} was selected as a more conservative evaluation.




FCC ID: A3LSMS906U	 Proud to be part of 	PART 0 SAR CHAR REPORT		Approved by: Quality Manager
Test Dates: 10/25/21 - 11/1/21	DUT Type: Portable Handset			APPENDIX A: Page 1 of 2

Table A-4
DSI = 0 P_{Limit} Calculations – NR Band n48 Phablet SAR




MEASUREMENT RESULTS																	
FREQUENCY		Mode	Bandwidth [MHz]	Conducted Power [dBm]	Antenna Config	MPR [dB]	Waveform	Modulation	RB Size	RB Offset	Spacing	Side	Duty Cycle	SAR (10g)	Plimit	Overall Plimit	
MHz	Ch.													(W/kg)			
3570.00	638000	Low	NR Band n48	40	17.08	F	0	DFT-S-OFDM	QPSK	1	1	0 mm	back	1:1	1.320	19.85	17.64
3624.99	641666	Mid	NR Band n48	40	17.09	F	0	DFT-S-OFDM	QPSK	1	1	0 mm	back	1:1	1.140	20.50	
3679.98	645332	High	NR Band n48	40	16.86	F	0	DFT-S-OFDM	QPSK	1	1	0 mm	back	1:1	1.110	20.39	
3570.00	638000	Low	NR Band n48	40	16.76	F	0	DFT-S-OFDM	QPSK	50	28	0 mm	back	1:1	1.290	19.63	
3624.99	641666	Mid	NR Band n48	40	16.79	F	0	DFT-S-OFDM	QPSK	50	28	0 mm	back	1:1	1.100	20.36	
3679.98	645332	High	NR Band n48	40	16.77	F	0	DFT-S-OFDM	QPSK	50	28	0 mm	back	1:1	1.070	20.46	
3624.99	641666	Mid	NR Band n48	40	16.78	F	0	DFT-S-OFDM	QPSK	100	0	0 mm	back	1:1	1.100	20.35	
3624.99	641666	Mid	NR Band n48	40	17.09	F	0	DFT-S-OFDM	QPSK	1	1	0 mm	front	1:1	0.896	21.55	
3624.99	641666	Mid	NR Band n48	40	17.09	F	0	DFT-S-OFDM	QPSK	1	1	0 mm	top	1:1	0.290	26.45	
3570.00	638000	Low	NR Band n48	40	17.08	F	0	DFT-S-OFDM	QPSK	1	1	0 mm	left	1:1	2.200	17.64	
3624.99	641666	Mid	NR Band n48	40	17.09	F	0	DFT-S-OFDM	QPSK	1	1	0 mm	left	1:1	1.730	18.69	
3679.98	645332	High	NR Band n48	40	16.86	F	0	DFT-S-OFDM	QPSK	1	1	0 mm	left	1:1	1.730	18.46	
3570.00	638000	Low	NR Band n48	40	16.76	F	0	DFT-S-OFDM	QPSK	50	28	0 mm	left	1:1	2.020	17.69	
3624.99	641666	Mid	NR Band n48	40	16.79	F	0	DFT-S-OFDM	QPSK	50	28	0 mm	left	1:1	1.660	18.57	
3679.98	645332	High	NR Band n48	40	16.77	F	0	DFT-S-OFDM	QPSK	50	28	0 mm	left	1:1	1.680	18.50	
3624.99	641666	Mid	NR Band n48	40	16.78	F	0	DFT-S-OFDM	QPSK	100	0	0 mm	left	1:1	1.660	18.56	
3624.99	641666	Mid	NR Band n48	40	16.88	F	0	CP-OFDM	QPSK	1	1	0 mm	left	1:1	1.760	18.40	

For some bands/modes, a lower P_{Limit} was selected as a more conservative evaluation.
Data highlighted in blue was tested and provided by the manufacturer.

Table A-5
DSI = 1 P_{Limit} Calculations – NR Band n48 Phablet SAR

MEASUREMENT RESULTS																	
FREQUENCY		Mode	Bandwidth [MHz]	Conducted Power [dBm]	Antenna Config	MPR [dB]	Waveform	Modulation	RB Size	RB Offset	Spacing	Side	Duty Cycle	SAR (10g)	Plimit	Overall Plimit	
MHz	Ch.													(W/kg)			
3570.00	638000	Low	NR Band n48	40	17.08	F	0	DFT-S-OFDM	QPSK	1	1	0 mm	back	1:1	1.320	19.85	17.64
3624.99	641666	Mid	NR Band n48	40	17.09	F	0	DFT-S-OFDM	QPSK	1	1	0 mm	back	1:1	1.140	20.50	
3679.98	645332	High	NR Band n48	40	16.86	F	0	DFT-S-OFDM	QPSK	1	1	0 mm	back	1:1	1.110	20.39	
3570.00	638000	Low	NR Band n48	40	16.76	F	0	DFT-S-OFDM	QPSK	50	28	0 mm	back	1:1	1.290	19.63	
3624.99	641666	Mid	NR Band n48	40	16.79	F	0	DFT-S-OFDM	QPSK	50	28	0 mm	back	1:1	1.100	20.36	
3679.98	645332	High	NR Band n48	40	16.77	F	0	DFT-S-OFDM	QPSK	50	28	0 mm	back	1:1	1.070	20.46	
3624.99	641666	Mid	NR Band n48	40	16.78	F	0	DFT-S-OFDM	QPSK	100	0	0 mm	back	1:1	1.100	20.35	
3624.99	641666	Mid	NR Band n48	40	17.09	F	0	DFT-S-OFDM	QPSK	1	1	0 mm	front	1:1	0.896	21.55	
3624.99	641666	Mid	NR Band n48	40	17.09	F	0	DFT-S-OFDM	QPSK	1	1	0 mm	top	1:1	0.290	26.45	
3570.00	638000	Low	NR Band n48	40	17.08	F	0	DFT-S-OFDM	QPSK	1	1	0 mm	left	1:1	2.200	17.64	
3624.99	641666	Mid	NR Band n48	40	17.09	F	0	DFT-S-OFDM	QPSK	1	1	0 mm	left	1:1	1.730	18.69	
3679.98	645332	High	NR Band n48	40	16.86	F	0	DFT-S-OFDM	QPSK	1	1	0 mm	left	1:1	1.730	18.46	
3570.00	638000	Low	NR Band n48	40	16.76	F	0	DFT-S-OFDM	QPSK	50	28	0 mm	left	1:1	2.020	17.69	
3624.99	641666	Mid	NR Band n48	40	16.79	F	0	DFT-S-OFDM	QPSK	50	28	0 mm	left	1:1	1.660	18.57	
3679.98	645332	High	NR Band n48	40	16.77	F	0	DFT-S-OFDM	QPSK	50	28	0 mm	left	1:1	1.680	18.50	
3624.99	641666	Mid	NR Band n48	40	16.78	F	0	DFT-S-OFDM	QPSK	100	0	0 mm	left	1:1	1.660	18.56	
3624.99	641666	Mid	NR Band n48	40	16.88	F	0	CP-OFDM	QPSK	1	1	0 mm	left	1:1	1.760	18.40	

For some bands/modes, a lower P_{Limit} was selected as a more conservative evaluation.
Data highlighted in blue was tested and provided by the manufacturer.

FCC ID: A3LSMS906U	 PCTEST Proud to be part of 	PART 0 SAR CHAR REPORT		Approved by: Quality Manager
Test Dates: 10/25/21 - 11/1/21	DUT Type: Portable Handset			APPENDIX A: Page 2 of 2