

## APPENDIX G: POWER REDUCTION VERIFICATION

Per the May 2017 TCBC Workshop Notes, demonstration of proper functioning of the power reduction mechanisms is required to support the corresponding SAR configurations. The verification process was divided into two parts: (1) evaluation of output power levels for individual or multiple triggering mechanisms and (2) evaluation of the triggering distances for proximity-based sensors.

### G.1 Power Verification Procedure




The power verification was performed according to the following procedure:

1. A base station simulator was used to establish a conducted RF connection and the output power was monitored. The power measurements were confirmed to be within expected tolerances for all states before and after a power reduction mechanism was triggered.
2. Step 1 was repeated for all relevant modes and frequency bands for the mechanism being investigated.
3. Steps 1 and 2 were repeated for all individual power reduction mechanisms and combinations thereof. For the combination cases, one mechanism was switched to a 'triggered' state at a time; powers were confirmed to be within tolerances after each additional mechanism was activated.

### G.2 Distance Verification Procedure

The distance verification procedure was performed according to the following procedure:

1. A base station simulator was used to establish an RF connection and to monitor the power levels. The device being tested was placed below the relevant section of the phantom with the relevant side or edge of the device facing toward the phantom.
2. The device was moved toward and away from the phantom to determine the distance at which the mechanism triggers and the output power is reduced, per KDB Publication 616217 D04v01r02 and FCC Guidance. Each applicable test position was evaluated. The distances were confirmed to be the same or larger (more conservative) than the minimum distances provided by the manufacturer.
3. Steps 1 and 2 were repeated for low, mid, and high bands, as appropriate (see note below Table G-2 for more details).
4. Steps 1 through 3 were repeated for all distance-based power reduction mechanisms.




FCC ID A3LSMS906U	 PCTEST Proud to be part of 	SAR EVALUATION REPORT		Approved by: Quality Manager
Test Dates: 09/19/21 - 11/15/21	DUT Type: Portable Handset			APPENDIX G: Page 1 of 6

### G.3 Main Antenna Verification Summary

**Table G-1  
Power Measurement Verification for Licensed Modes**

Mechanism(s)		Mode/Band	Conducted Power (dBm)		
1st	2nd		Un-triggered (Max)	Mechanism #1 (Reduced)	Mechanism #2 (Reduced)
Grip		GPRS 1900 1 Tx Slot	0	1	
Hotspot On		GPRS 1900 1 Tx Slot	0	3	
Grip	Hotspot On	GPRS 1900 1 Tx Slot	0	1	3
Hotspot On	Grip	GPRS 1900 1 Tx Slot	0	3	3
Grip		UMTS 1750	0	1	
Hotspot On		UMTS 1750	0	3	
Grip	Hotspot On	UMTS 1750	0	1	3
Hotspot On	Grip	UMTS 1750	0	3	3
Grip		UMTS 1900	0	1	
Hotspot On		UMTS 1900	0	3	
Grip	Hotspot On	UMTS 1900	0	1	3
Hotspot On	Grip	UMTS 1900	0	3	3
Grip		LTE Band 66	0	1	
Hotspot On		LTE Band 66	0	3	
Grip	Hotspot On	LTE Band 66	0	1	3
Hotspot On	Grip	LTE Band 66	0	3	3
Grip		LTE Band 4	0	1	
Hotspot On		LTE Band 4	0	3	
Grip	Hotspot On	LTE Band 4	0	1	3
Hotspot On	Grip	LTE Band 4	0	3	3
Grip		LTE Band 25	0	1	
Hotspot On		LTE Band 25	0	3	
Grip	Hotspot On	LTE Band 25	0	1	3
Hotspot On	Grip	LTE Band 25	0	3	3
Grip		LTE Band 2	0	1	
Hotspot On		LTE Band 2	0	3	
Grip	Hotspot On	LTE Band 2	0	1	3
Hotspot On	Grip	LTE Band 2	0	3	3
Grip		LTE Band 30	0	1	
Hotspot On		LTE Band 30	0	3	
Grip	Hotspot On	LTE Band 30	0	1	3
Hotspot On	Grip	LTE Band 30	0	3	3
Grip		LTE Band 7	0	1	
Hotspot On		LTE Band 7	0	3	
Grip	Hotspot On	LTE Band 7	0	1	3
Hotspot On	Grip	LTE Band 7	0	3	3
Grip		LTE Band 41 PC3	0	1	
Hotspot On		LTE Band 41 PC3	0	3	
Grip	Hotspot On	LTE Band 41 PC3	0	1	3
Hotspot On	Grip	LTE Band 41 PC3	0	3	3
Grip		LTE Band 41 PC2	0	1	
Hotspot On		LTE Band 41 PC2	0	3	
Grip	Hotspot On	LTE Band 41 PC2	0	1	3
Hotspot On	Grip	LTE Band 41 PC2	0	3	3
Grip		LTE Band 38	0	1	
Hotspot On		LTE Band 38	0	3	
Grip	Hotspot On	LTE Band 38	0	1	3
Hotspot On	Grip	LTE Band 38	0	3	3
Held-to-Ear		LTE Band 48	0	2	
Grip		NR FDD Band n66 Ant A	0	1	
Hotspot On		NR FDD Band n66 Ant A	0	3	
Grip	Hotspot On	NR FDD Band n66 Ant A	0	1	3
Hotspot On	Grip	NR FDD Band n66 Ant A	0	3	3
Held-to-Ear		NR FDD Band n66 Ant I	0	2	
Grip		NR FDD Band n25 Ant A	0	1	
Hotspot On		NR FDD Band n25 Ant A	0	3	
Grip	Hotspot On	NR FDD Band n25 Ant A	0	1	3
Hotspot On	Grip	NR FDD Band n25 Ant A	0	3	3
Held-to-Ear		NR FDD Band n25 Ant I	0	2	
Grip		NR FDD Band n2 Ant A	0	1	
Hotspot On		NR FDD Band n2 Ant A	0	3	
Grip	Hotspot On	NR FDD Band n2 Ant A	0	1	3
Hotspot On	Grip	NR FDD Band n2 Ant A	0	3	3
Held-to-Ear		NR FDD Band n2 Ant I	0	2	
Grip		NR FDD Band n30 Ant A	0	1	
Hotspot On		NR FDD Band n30 Ant A	0	3	
Grip	Hotspot On	NR FDD Band n30 Ant A	0	1	3
Hotspot On	Grip	NR FDD Band n30 Ant A	0	3	3
Held-to-Ear		NR FDD Band n30 Ant I	0	2	
Grip		NR FDD Band n7 Ant B	0	1	
Hotspot On		NR FDD Band n7 Ant B	0	3	
Grip	Hotspot On	NR FDD Band n7 Ant B	0	1	3
Hotspot On	Grip	NR FDD Band n7 Ant B	0	3	3
Held-to-Ear		NR Band n41 Ant I (PC3)	0	2	
Held-to-Ear		NR Band n41 Ant I (PC2)	0	2	
Held-to-Ear		NR TOD Band n38	0	2	
Held-to-Ear		NR Band n77 Ant F DoD (PC3)	0	2	
Held-to-Ear		NR Band n77 Ant F DoD (PC2)	0	2	
Held-to-Ear		NR Band n77 Ant F C-Band (PC3)	0	2	
Held-to-Ear		NR Band n77 Ant F C-Band (PC2)	0	2	

\*Note: This device uses different Device State Indices (DSI) to configure different time averaged power levels based on certain exposure scenarios. For this device in the open configuration, DSI = 1 represents the case when the grip sensor is active, DSI = 2 represents the case where the device is held to ear, and DSI = 3 represents the case when hotspot mode is active. DSI = 0 is configured when the device cannot detect the use condition.

FCC ID A3LSMS906U	 PCTEST Proud to be part of 	SAR EVALUATION REPORT		Approved by: Quality Manager
Test Dates: 09/19/21 - 11/15/21	DUT Type: Portable Handset			APPENDIX G: Page 2 of 6

**Table G-2**  
**Distance Measurement Verification for Main Antenna**

Mechanism(s)	Test Condition	Band	Distance Measurements (mm)		Minimum Distance per Manufacturer (mm)
			Moving Toward	Moving Away	
Grip	Phablet - Back Side	Mid	9	11	9
Grip	Phablet - Back Side	High	9	11	9
Grip	Phablet - Front Side	Mid	7	9	7
Grip	Phablet - Front Side	High	7	9	7
Grip	Phablet - Bottom Edge	Mid	12	14	12
Grip	Phablet - Bottom Edge	High	12	14	12

\*Note: Mid band refers to: GSM1900, UMTS B2/4, LTE B2/4/25/66, NR Band n2 antenna A, NR Band n25 antenna A, and NR Band 66 Antenna A; High band refers to: LTE B7/30/38/41, NR Band n7 and n30 Antenna A.

## G.4 WIFI Verification Summary

**Table G-3**  
**Power Measurement Verification WIFI – Antenna 1**



Mode/Band	Conducted Power (dBm)	
	Un-triggered (Max)	Mechanism #1 RCV (Reduced)
802.11b	18.47	15.98
802.11g	17.03	15.84
802.11n (2.4GHz)	16.89	16.02
802.11a	15.97	12.81
802.11n (5GHz, 20MHz BW)	15.92	12.78
802.11ac (20MHz BW)	15.84	12.65
802.11n (5GHz, 40MHz BW)	15.94	12.81
802.11ac (40MHz BW)	15.90	12.76
802.11ac (80MHz BW)	15.42	12.75

\*Note: IEEE 802.11ax and MIMO WIFI modes were not evaluated due to equipment limitations. 802.11g, 802.11n, 802.11a, and 802.11ac WIFI only operate in MIMO, and these SISO powers were taken during MIMO conditions

**Table G-4**  
**Power Measurement Verification WIFI – Antenna 2**

Mode/Band	Conducted Power (dBm)	
	Un-triggered (Max)	Mechanism #1 RCV (Reduced)
802.11b	18.58	16.03
802.11g	17.10	16.15
802.11n (2.4GHz)	17.24	16.02
802.11a	16.12	13.11
802.11n (5GHz, 20MHz BW)	16.17	13.08
802.11ac (20MHz BW)	16.21	13.17
802.11n (5GHz, 40MHz BW)	16.10	13.14
802.11ac (40MHz BW)	16.04	13.10
802.11ac (80MHz BW)	15.58	12.91

\*Note: IEEE 802.11ax and MIMO WIFI modes were not evaluated due to equipment limitations. 802.11g, 802.11n, 802.11a, and 802.11ac WIFI only operate in MIMO, and these SISO powers were taken during MIMO conditions

FCC ID A3LSMS906U	 <b>PCTEST</b> <small>Proud to be part of element</small>	<b>SAR EVALUATION REPORT</b>		<b>Approved by:</b> Quality Manager
<b>Test Dates:</b> 09/19/21 - 11/15/21	<b>DUT Type:</b> Portable Handset			APPENDIX G: Page 3 of 6

**Table G-5  
Power Measurement Verification 2.4 GHz WIFI – Antenna 1 with NR Active**



Mode/Band	Conducted Power (dBm)		
	Un-triggered (Max)	Mechanism #1 NR Active (Reduced)	Mechanism #2 RCV and NR Active (Reduced)
802.11b	18.47	14.89	16.02
802.11g	17.03	14.97	15.90
802.11n (2.4GHz)	16.89	14.84	16.01

\*Note: IEEE 802.11ax and MIMO WIFI modes were not evaluated due to equipment limitations. 802.11g, 802.11n, 802.11a, and 802.11ac WIFI only operate in MIMO, and these SISO powers were taken during MIMO conditions

**Table G-6  
Power Measurement Verification 2.4 GHz WIFI – Antenna 2 with NR Active**

Mode/Band	Conducted Power (dBm)		
	Un-triggered (Max)	Mechanism #1 NR Active (Reduced)	Mechanism #2 RCV and NR Active (Reduced)
802.11b	18.58	15.12	16.02
802.11g	17.10	15.10	16.11
802.11n (2.4GHz)	17.24	15.21	16.03

\*Note: IEEE 802.11ax and MIMO WIFI modes were not evaluated due to equipment limitations. 802.11g, 802.11n, 802.11a, and 802.11ac WIFI only operate in MIMO, and these SISO powers were taken during MIMO conditions

FCC ID A3LSMS906U	 PCTEST <small>Proud to be part of element</small>	SAR EVALUATION REPORT		Approved by: Quality Manager
Test Dates: 09/19/21 - 11/15/21	DUT Type: Portable Handset			APPENDIX G: Page 4 of 6

**Table G-7  
Power Measurement Verification 5 GHz WIFI – Antenna 1 with NR Active**



Mode/Band	Conducted Power (dBm)				
	Un-triggered (Max)	Mechanism #1 NR FR 1 Active (Reduced)	Mechanism #2 NR FR 2 Active (Reduced)	Mechanism #3 RCV and NR FR1 Active (Reduced)	Mechanism #4 RCV and NR FR2 Active (Reduced)
802.11a	15.97	12.82	11.94	12.78	11.89
802.11n (5GHz, 20MHz BW)	15.92	12.80	11.91	12.80	11.81
802.11ac (20MHz BW)	15.84	12.61	11.88	12.60	11.75
802.11n (5GHz, 40MHz BW)	15.94	12.75	11.78	12.78	11.80
802.11ac (40MHz BW)	15.90	12.76	11.84	12.80	11.97
802.11ac (80MHz BW)	15.42	12.68	11.69	12.68	11.94
802.11ac (160MHz BW)	14.89	12.82	11.81	12.83	11.87

\*Note: IEEE 802.11ax and MIMO WIFI modes were not evaluated due to equipment limitations. 802.11g, 802.11n, 802.11a, and 802.11ac WIFI only operate in MIMO, and these SISO powers were taken during MIMO conditions

**Table G-8  
Power Measurement Verification 5 GHz WIFI – Antenna 2 with NR Active**

Mode/Band	Conducted Power (dBm)				
	Un-triggered (Max)	Mechanism #1 NR FR 1 Active (Reduced)	Mechanism #2 NR FR 2 Active (Reduced)	Mechanism #3 RCV and NR FR1 Active (Reduced)	Mechanism #4 RCV and NR FR2 Active (Reduced)
802.11a	16.12	13.01	12.10	13.06	12.05
802.11n (5GHz, 20MHz BW)	16.17	13.12	12.08	13.10	12.11
802.11ac (20MHz BW)	16.21	13.16	12.15	13.18	12.15
802.11n (5GHz, 40MHz BW)	16.10	13.24	12.19	13.19	12.16
802.11ac (40MHz BW)	16.04	13.18	12.21	13.17	12.24
802.11ac (80MHz BW)	15.58	12.92	12.19	12.87	12.14
802.11ac (160MHz BW)	15.01	13.08	12.08	13.05	12.11

\*Note: IEEE 802.11ax and MIMO WIFI modes were not evaluated due to equipment limitations. 802.11g, 802.11n, 802.11a, and 802.11ac WIFI only operate in MIMO, and these SISO powers were taken during MIMO conditions

FCC ID A3LSMS906U	 PCTEST <small>Proud to be part of element</small>	SAR EVALUATION REPORT		Approved by: Quality Manager
Test Dates: 09/19/21 - 11/15/21	DUT Type: Portable Handset			APPENDIX G: Page 5 of 6

## G.5 Bluetooth Verification Summary

**Table G-9  
Power Measurement Verification Bluetooth Antenna 1**




Mechanism(s)	Mode/Band	Conducted Power (dBm)	
1st		Un-triggered (Max)	Mechanism #1 (Reduced)
Held-to-Ear	Bluetooth	17.42	14.18

Note: Bluetooth Dual mode was not evaluated due to equipment limitations.

**Table G-10  
Power Measurement Verification Bluetooth Antenna 2**

Mechanism(s)	Mode/Band	Conducted Power (dBm)	
1st		Un-triggered (Max)	Mechanism #1 (Reduced)
Held-to-Ear	Bluetooth	16.15	13.64

Note: Bluetooth Dual mode was not evaluated due to equipment limitations.

FCC ID A3LSMS906U	 PCTEST <small>Proud to be part of  element</small>	SAR EVALUATION REPORT		Approved by: Quality Manager
Test Dates: 09/19/21 - 11/15/21	DUT Type: Portable Handset			APPENDIX G: Page 6 of 6