





APPENDIX B: TEST SETUP PHOTOGRAPHS



FCC ID: A3LSMS906U	 PCTEST <small>Proud to be part of element</small>	PART 2 RF EXPOSURE EVALUATION REPORT		Approved by: Quality Manager
Test Dates: 10/21/2021-11/16/2021	DUT Type: Portable Handset			APPENDIX B: Page 1 of 7



Test Setup Photo 1 – Conducted Test Setup (Figure 6-1a)



Test Setup Photo 2 – Conducted Test Setup (Figure 6-1a)



<p>FCC ID: A3LSMS906U</p>	<p> PART 2 RF EXPOSURE EVALUATION REPORT</p>	<p></p>	<p>Approved by: Quality Manager</p>
<p>Test Dates: 10/21/2021-11/16/2021</p>	<p>DUT Type: Portable Handset</p>	<p>APPENDIX B: Page 2 of 7</p>	




Test Setup Photo 3- Conducted Test Setup (Figure 6-1b)




Test Setup Photo 4 – Conducted Test Setup (Figure 6-1a)



FCC ID: A3LSMS906U	 PART 2 RF EXPOSURE EVALUATION REPORT		Approved by: Quality Manager
Test Dates: 10/21/2021-11/16/2021	DUT Type: Portable Handset	APPENDIX B: Page 3 of 7	




Test Setup Photo 5 – Conducted Test Setup (Figure 6-1c)




Test Setup Photo 6 – Head, Right Cheek



FCC ID: A3LSMS906U	 PART 2 RF EXPOSURE EVALUATION REPORT		Approved by: Quality Manager
Test Dates: 10/21/2021-11/16/2021	DUT Type: Portable Handset	APPENDIX B: Page 4 of 7	



Test Setup Photo 7 – Body, Back Side, 10 mm




Test Setup Photo 8 – Body, Top Edge, 10 mm



FCC ID: A3LSMS906U	 PCTEST <small>Proud to be part of element</small>		Approved by: Quality Manager
Test Dates: 10/21/2021-11/16/2021	DUT Type: Portable Handset	APPENDIX B: Page 5 of 7	




Test Setup Photo 9 – Body, Bottom edge, 10 mm




Test Setup Photo 10 – Body, Left edge, 10 mm



FCC ID: A3LSMS906U	 PART 2 RF EXPOSURE EVALUATION REPORT 	Approved by: Quality Manager
Test Dates: 10/21/2021-11/16/2021	DUT Type: Portable Handset	APPENDIX B: Page 6 of 7



Test Setup Photo 11 – Radiated Power Measurement Setup (Figure 7-1)



Test Setup Photo 12 – Favor Mode Switch, sub6NR + mmW Power Measurement Setup (Figure 7-2)

FCC ID: A3LSMS906U	 PART 2 RF EXPOSURE EVALUATION REPORT 	Approved by: Quality Manager
Test Dates: 10/21/2021-11/16/2021	DUT Type: Portable Handset	APPENDIX B: Page 7 of 7