

APPENDIX B: SYSTEM VERIFICATION

PCTEST

DUT: Dipole 1900.0 MHz; Type: D1900V2 - SN5d080

Communication System: UID: 0, CW; Frequency: 1900.0 MHz
Medium: 1900 Head; Medium parameters used:
f = 1900.0 MHz; cond = 1.41 S/m; perm = 39.4; density = 1000 kg/m³
Phantom Section: Flat; Space: 10 mm

Test Date: 02/22/2022; Ambient Temp: 22.7°C; Tissue Temp: 21.6°C

Probe: EX3DV4 - SN7538; ConvF:(8.3,8.3,8.3); Calibrated: 2021-11-16
Sensor-Surface: 1.4mm (VMS + 6p)
Electronics: DAE4 Sn1323; Calibrated: 2021-11-10
Phantom: Twin-SAM V5.0; Serial: 1648
Measurement SW: DASY Module SAR V16.0.0.116

1900 MHz System Verification at 20 dBm (100 mW)

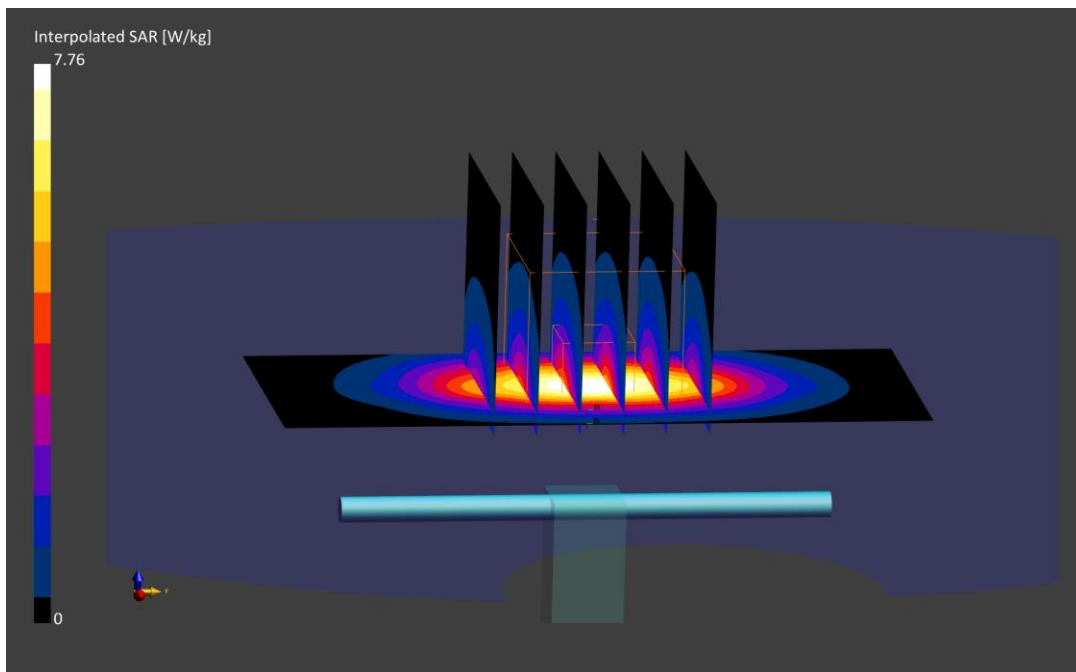
Area Scan (40.0 x 90.0): Measurement grid: dx=10.0 mm, dy=15.0 mm

Zoom Scan (30.0 x 30.0 x 30.0): Measurement grid: dx=6.0 mm, dy=6.0 mm, dz=1.5 mm; Graded Ratio: 1.5

Peak SAR (extrapolated) = 7.76 W/kg

SAR(1 g) = 4.01 W/kg

Deviation (1 g) = -0.99%



PCTEST

DUT: Dipole 2600.0 MHz; Type: D2600V2 - SN1064

Communication System: UID: 0, CW; Frequency: 2600.0 MHz
Medium: 2450 Head; Medium parameters used:
f = 2600.0 MHz; cond = 1.98 S/m; perm = 38.1; density = 1000 kg/m³
Phantom Section: Flat; Space: 10 mm

Test Date: 03/14/2022; Ambient Temp: 20.5°C; Tissue Temp: 19.3°C

Probe: EX3DV4 - SN7552; ConvF:(7.1,7.1,7.1); Calibrated: 2021-09-20
Sensor-Surface: 1.4mm (VMS + 6p)
Electronics: DAE4 Sn1680; Calibrated: 2021-08-04
Phantom: Twin-SAM V8.0; Serial: 2065
Measurement SW: DASY Module SAR V16.0.0.65

2600 MHz System Verification at 20 dBm (100 mW)


Area Scan (40.0 x 80.0): Measurement grid: dx=10.0 mm, dy=10.0 mm

Zoom Scan (30.0 x 30.0 x 30.0): Measurement grid: dx=5.0 mm, dy=5.0 mm, dz=1.5 mm; Graded Ratio: 1.5

Peak SAR (extrapolated) = 13.1 W/kg

SAR(1 g) = 6.17 W/kg

Deviation (1 g) = 6.20%



PCTEST

DUT: Dipole 3500.0 MHz; Type: D3500V2 - SN1059

Communication System: UID: 0, CW; Frequency: 3500.0 MHz
Medium: 3600 Head; Medium parameters used:
f = 3500.0 MHz; cond = 2.79 S/m; perm = 39.3; density = 1000 kg/m³
Phantom Section: Flat; Space: 10 mm

Test Date: 03/25/2022; Ambient Temp: 23.5°C; Tissue Temp: 21.0°C

Probe: EX3DV4 - SN7670; ConvF:(7.14,7.14,7.14); Calibrated: 2021-08-05
Sensor-Surface: 1.4mm (VMS + 6p)
Electronics: DAE4 Sn1681; Calibrated: 2021-08-03
Phantom: Twin-SAM V8.0; Serial: 1630
Measurement SW: DASY Module SAR V16.0.0.116

3500 MHz System Verification at 20 dBm (100 mW)


Area Scan (40.0 x 80.0): Measurement grid: dx=10.0 mm, dy=10.0 mm

Zoom Scan (28.0 x 28.0 x 28.0): Measurement grid: dx=5.0 mm, dy=5.0 mm, dz=1.4 mm; Graded Ratio: 1.5

Peak SAR (extrapolated) = 16.0 W/kg

SAR(1 g) = 6.25 W/kg

Deviation (1 g) = -1.88%



PCTEST

DUT: Dipole 3700.0 MHz; Type: D3700V2 - SN1067

Communication System: UID: 0, CW; Frequency: 3700.0 MHz
Medium: 3600 Head; Medium parameters used:
f = 3700.0 MHz; cond = 3.00 S/m; perm = 39.0; density = 1000 kg/m³
Phantom Section: Flat; Space: 10 mm

Test Date: 03/17/2022; Ambient Temp: 23.2°C; Tissue Temp: 20.0°C

Probe: EX3DV4 - SN7670; ConvF:(6.93,6.93,6.93); Calibrated: 2021-08-05
Sensor-Surface: 1.4mm (VMS + 6p)
Electronics: DAE4 Sn1681; Calibrated: 2021-08-03
Phantom: Twin-SAM V8.0; Serial: 1630
Measurement SW: DASY Module SAR V16.0.0.116

3700 MHz System Verification at 20 dBm (100 mW)

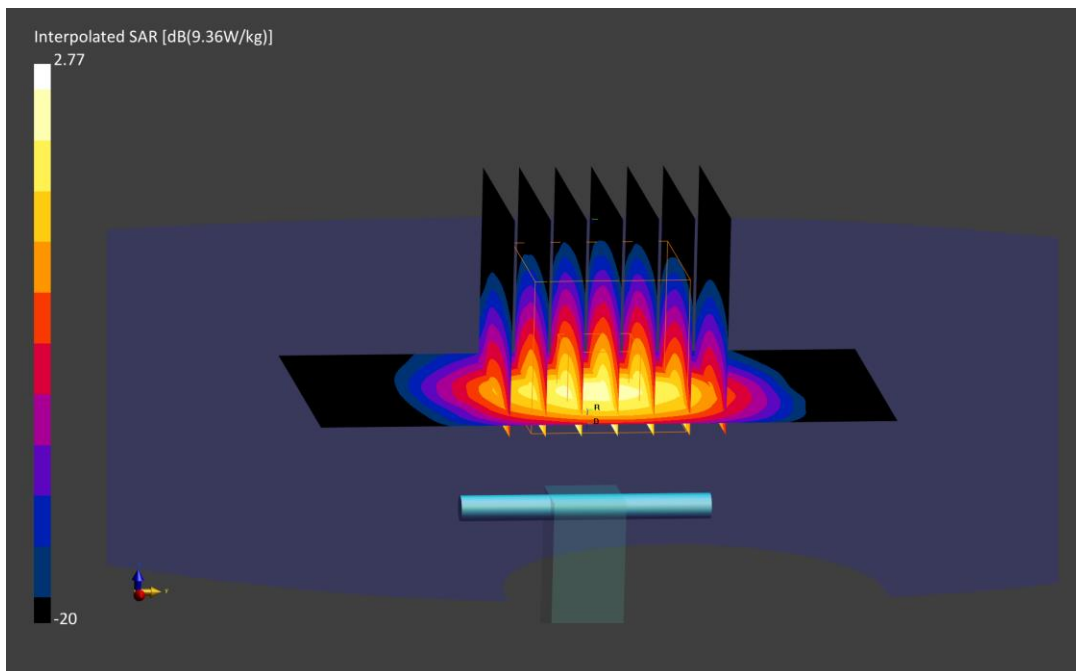
Area Scan (40.0 x 80.0): Measurement grid: dx=10.0 mm, dy=10.0 mm

Zoom Scan (28.0 x 28.0 x 28.0): Measurement grid: dx=5.0 mm, dy=5.0 mm, dz=1.4 mm; Graded Ratio: 1.5

Peak SAR (extrapolated) = 17.7 W/kg

SAR(1 g) = 6.74 W/kg

Deviation (1 g) = 0.30%



PCTEST

DUT: Dipole 3900.0 MHz; Type: D3900V2 - SN1056

Communication System: UID: 0, CW; Frequency: 3900.0 MHz
Medium: 3600 Head; Medium parameters used:
f = 3900.0 MHz; cond = 3.20 S/m; perm = 38.7; density = 1000 kg/m³
Phantom Section: Flat; Space: 10 mm

Test Date: 03/17/2022; Ambient Temp: 23.2°C; Tissue Temp: 20.0°C

Probe: EX3DV4 - SN7670; ConvF:(6.5,6.5,6.5); Calibrated: 2021-08-05
Sensor-Surface: 1.4mm (VMS + 6p)
Electronics: DAE4 Sn1681; Calibrated: 2021-08-03
Phantom: Twin-SAM V8.0; Serial: 1630
Measurement SW: DASY Module SAR V16.0.0.116

3900 MHz System Verification at 20 dBm (100 mW)


Area Scan (40.0 x 80.0): Measurement grid: dx=10.0 mm, dy=10.0 mm

Zoom Scan (28.0 x 28.0 x 28.0): Measurement grid: dx=5.0 mm, dy=5.0 mm, dz=1.4 mm; Graded Ratio: 1.5

Peak SAR (extrapolated) = 18.1 W/kg

SAR(1 g) = 6.99 W/kg

Deviation (1 g) = 1.45%



PCTEST

DUT: Dipole 1900.0 MHz; Type: D1900V2 - SN5d149

Communication System: UID: 0, CW; Frequency: 1900.0 MHz
Medium: 1900 Body; Medium parameters used:
 $f = 1900.0$ MHz; $\text{cond} = 1.55$ S/m; $\text{perm} = 53.7$; $\text{density} = 1000$ kg/m³
Phantom Section: Flat; Space: 10 mm

Test Date: 02/07/2022; Ambient Temp: 21.6°C; Tissue Temp: 20.6°C

Probe: EX3DV4 - SN7406; ConvF:(7.66,7.66,7.66); Calibrated: 2021-07-20
Sensor-Surface: 1.4mm (VMS + 6p)
Electronics: DAE4 Sn1676; Calibrated: 2021-06-21
Phantom: Twin-SAM V8.0; Serial: 2058
Measurement SW: DASY Module SAR V16.0.0.65

1900 MHz System Verification at 20 dBm (100 mW)

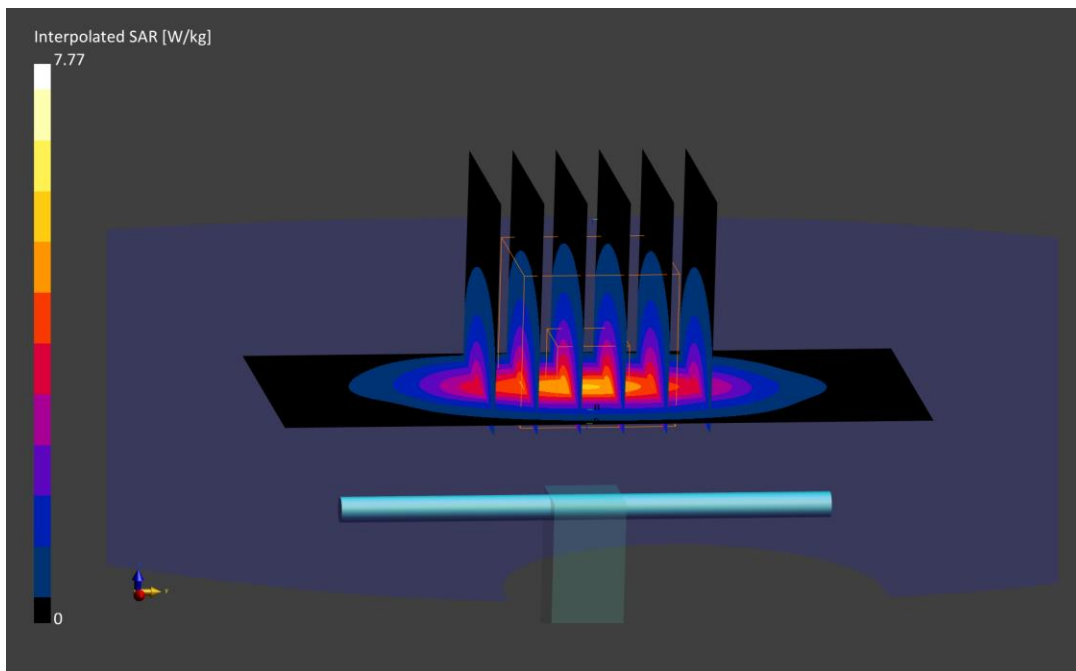
Area Scan (40.0 x 90.0): Measurement grid: $dx=10.0$ mm, $dy=15.0$ mm

Zoom Scan (30.0 x 30.0 x 30.0): Measurement grid: $dx=6.0$ mm, $dy=6.0$ mm, $dz=1.5$ mm; Graded Ratio: 1.5

Peak SAR (extrapolated) = 7.77 W/kg

SAR(1 g) = 4.21 W/kg; SAR(10 g) = 2.17 W/kg

Deviation (1 g) = 4.21%; Deviation (10 g) = 2.84%



PCTEST

DUT: Dipole 1900.0 MHz; Type: D1900V2 - SN5d149

Communication System: UID: 0, CW; Frequency: 1900.0 MHz
Medium: 1900 Body; Medium parameters used:
 $f = 1900.0$ MHz; $\text{cond} = 1.57$ S/m; $\text{perm} = 52.8$; $\text{density} = 1000$ kg/m³
Phantom Section: Flat; Space: 10 mm

Test Date: 02/17/2022; Ambient Temp: 23.5°C; Tissue Temp: 21.3°C

Probe: EX3DV4 - SN7406; ConvF:(7.66,7.66,7.66); Calibrated: 2021-07-20
Sensor-Surface: 1.4mm (VMS + 6p)
Electronics: DAE4 Sn1676; Calibrated: 2021-06-21
Phantom: Twin-SAM V8.0; Serial: 2058
Measurement SW: DASY Module SAR V16.0.0.65

1900 MHz System Verification at 20 dBm (100 mW)

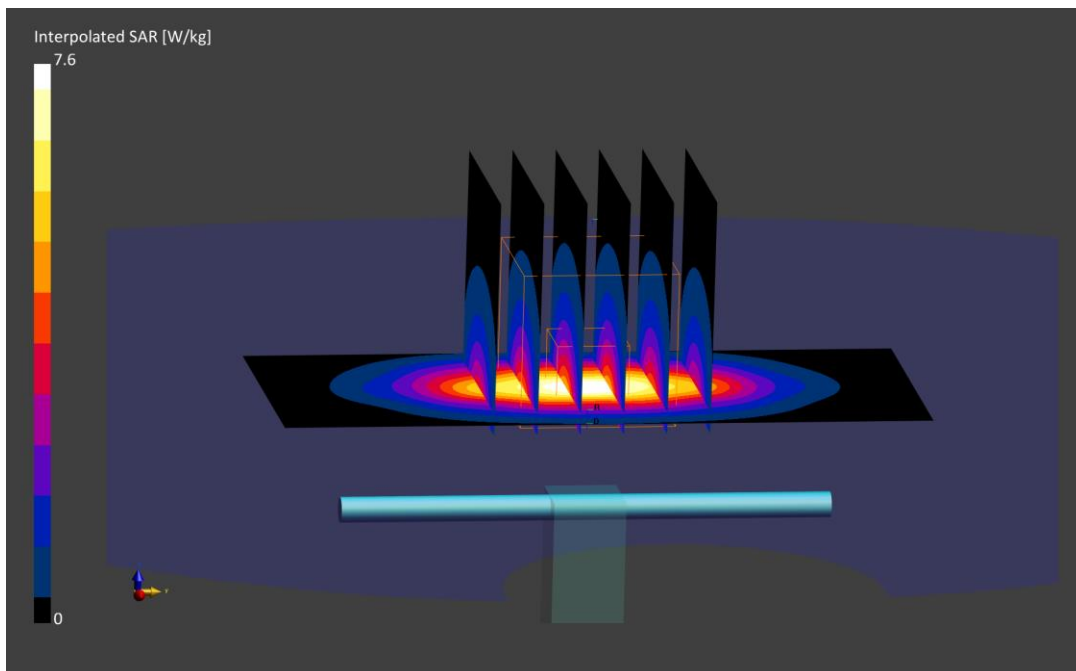
Area Scan (40.0 x 90.0): Measurement grid: $dx=10.0$ mm, $dy=15.0$ mm

Zoom Scan (30.0 x 30.0 x 30.0): Measurement grid: $dx=6.0$ mm, $dy=6.0$ mm, $dz=1.5$ mm; Graded Ratio: 1.5

Peak SAR (extrapolated) = 7.60 W/kg

SAR(1 g) = 4.14 W/kg; SAR(10 g) = 2.14 W/kg

Deviation (1 g) = 2.48%; Deviation (10 g) = 1.42%



PCTEST

DUT: Dipole 1900.0 MHz; Type: D1900V2 - SN5d080

Communication System: UID: 0, CW; Frequency: 1900.0 MHz
Medium: 1900 Body; Medium parameters used:
f = 1900.0 MHz; cond = 1.58 S/m; perm = 52.3; density = 1000 kg/m³
Phantom Section: Flat; Space: 10 mm

Test Date: 02/22/2022; Ambient Temp: 22.9°C; Tissue Temp: 21.4°C

Probe: EX3DV4 - SN7406; ConvF:(7.66,7.66,7.66); Calibrated: 2021-07-20
Sensor-Surface: 1.4mm (VMS + 6p)
Electronics: DAE4 Sn1676; Calibrated: 2021-06-21
Phantom: Twin-SAM V8.0; Serial: 2058
Measurement SW: DASY Module SAR V16.0.0.65

1900 MHz System Verification at 20 dBm (100 mW)

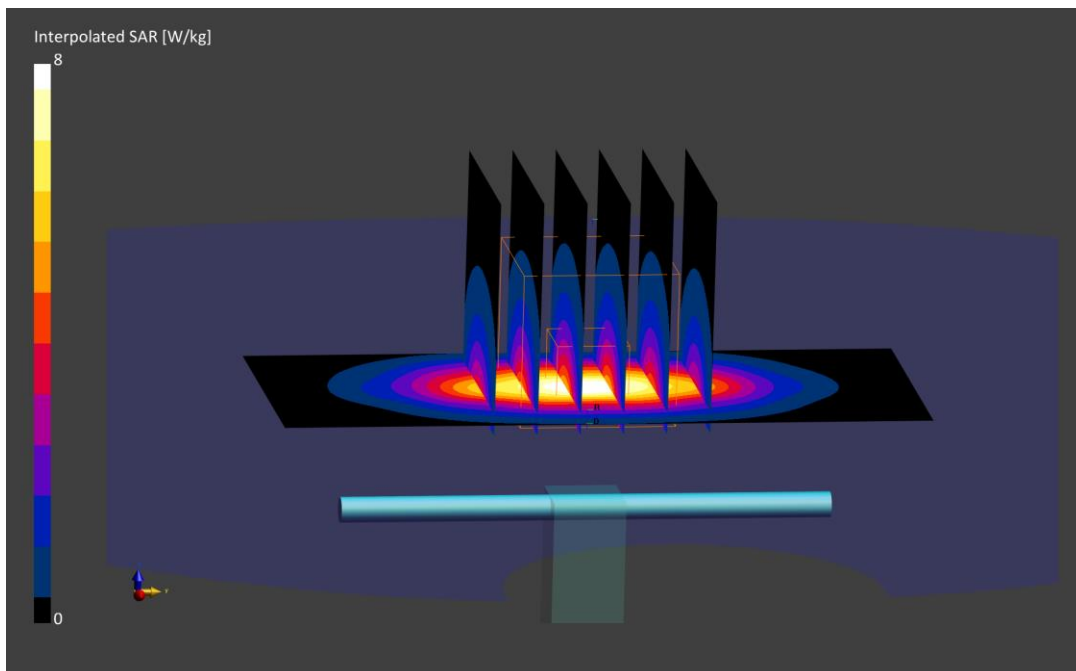
Area Scan (40.0 x 90.0): Measurement grid: dx=10.0 mm, dy=15.0 mm

Zoom Scan (30.0 x 30.0 x 30.0): Measurement grid: dx=6.0 mm, dy=6.0 mm, dz=1.5 mm; Graded Ratio: 1.5

Peak SAR (extrapolated) = 8.00 W/kg

SAR(1 g) = 4.36 W/kg

Deviation (1 g) = 7.13%



PCTEST

DUT: Dipole 2450.0 MHz; Type: D2450V2 - SN719

Communication System: UID: 0, CW; Frequency: 2450.0 MHz
Medium: 2450 Body; Medium parameters used:
f = 2450.0 MHz; cond = 2.03 S/m; perm = 52.5; density = 1000 kg/m³
Phantom Section: Flat; Space: 10 mm

Test Date: 03/17/2022; Ambient Temp: 24.0°C; Tissue Temp: 22.9°C

Probe: EX3DV4 - SN7406; ConvF:(7.43,7.43,7.43); Calibrated: 2021-07-20
Sensor-Surface: 1.4mm (VMS + 6p)
Electronics: DAE4 Sn1676; Calibrated: 2021-06-21
Phantom: Twin-SAM V8.0; Serial: 2058
Measurement SW: DASY Module SAR V16.0.0.65

2450 MHz System Verification at 20 dBm (100 mW)

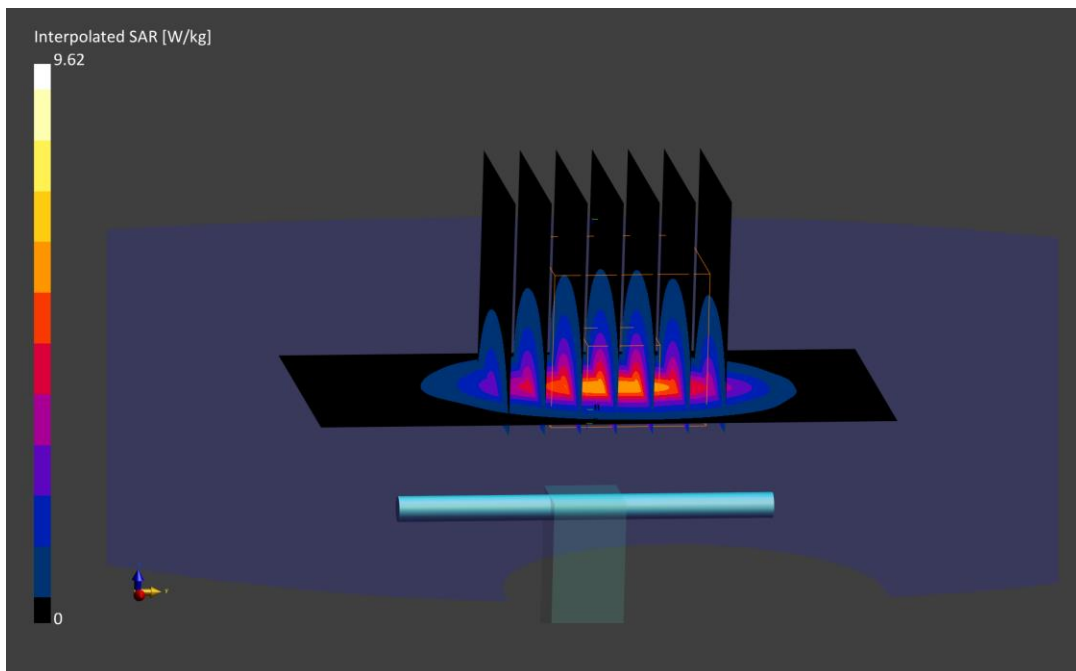
Area Scan (40.0 x 80.0): Measurement grid: dx=10.0 mm, dy=10.0 mm

Zoom Scan (30.0 x 30.0 x 30.0): Measurement grid: dx=5.0 mm, dy=5.0 mm, dz=1.5 mm; Graded Ratio: 1.5

Peak SAR (extrapolated) = 9.62 W/kg

SAR(1 g) = 4.81 W/kg

Deviation (1 g) = -7.50%



PCTEST

DUT: Dipole 2450.0 MHz; Type: D2450V2 - SN719

Communication System: UID: 0, CW; Frequency: 2450.0 MHz
Medium: 2450 Body; Medium parameters used:
f = 2450.0 MHz; cond = 2.03 S/m; perm = 52.0; density = 1000 kg/m³
Phantom Section: Flat; Space: 10 mm

Test Date: 03/21/2022; Ambient Temp: 22.5°C; Tissue Temp: 21.5°C

Probe: EX3DV4 - SN7406; ConvF:(7.43,7.43,7.43); Calibrated: 2021-07-20
Sensor-Surface: 1.4mm (VMS + 6p)
Electronics: DAE4 Sn1676; Calibrated: 2021-06-21
Phantom: Twin-SAM V8.0; Serial: 2058
Measurement SW: DASY Module SAR V16.0.0.65

2450 MHz System Verification at 20 dBm (100 mW)

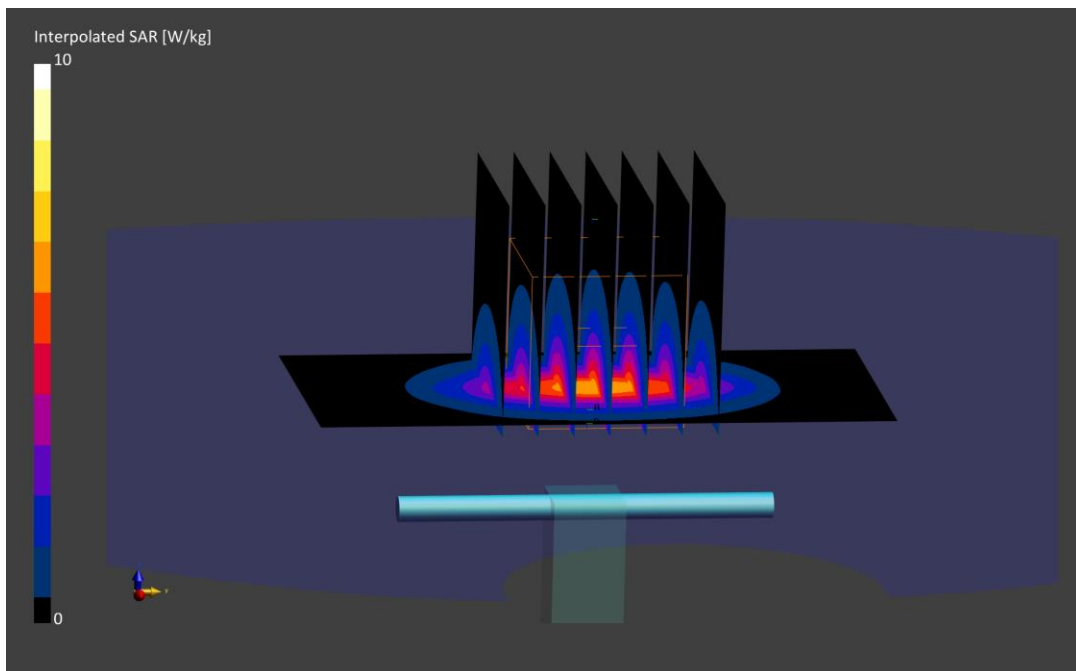
Area Scan (40.0 x 80.0): Measurement grid: dx=10.0 mm, dy=10.0 mm

Zoom Scan (30.0 x 30.0 x 30.0): Measurement grid: dx=5.0 mm, dy=5.0 mm, dz=1.5 mm; Graded Ratio: 1.5

Peak SAR (extrapolated) = 10.0 W/kg

SAR(10 g) = 2.37 W/kg

Deviation (10 g) = -4.05%



PCTEST

DUT: Dipole 2600.0 MHz; Type: D2600V2 - SN1004

Communication System: UID: 0, CW; Frequency: 2600.0 MHz
Medium: 2450 Body; Medium parameters used:
f = 2600.0 MHz; cond = 2.16 S/m; perm = 51.7; density = 1000 kg/m³
Phantom Section: Flat; Space: 10 mm

Test Date: 02/27/2022; Ambient Temp: 21.5°C; Tissue Temp: 23.0°C

Probe: EX3DV4 - SN7409; ConvF:(7.24,7.24,7.24); Calibrated: 2021-06-21
Sensor-Surface: 1.4mm (VMS + 6p)
Electronics: DAE4 Sn1334; Calibrated: 2021-06-15
Phantom: Twin-SAM V5.0; Serial: 1759
Measurement SW: DASY Module SAR V16.0.0.116

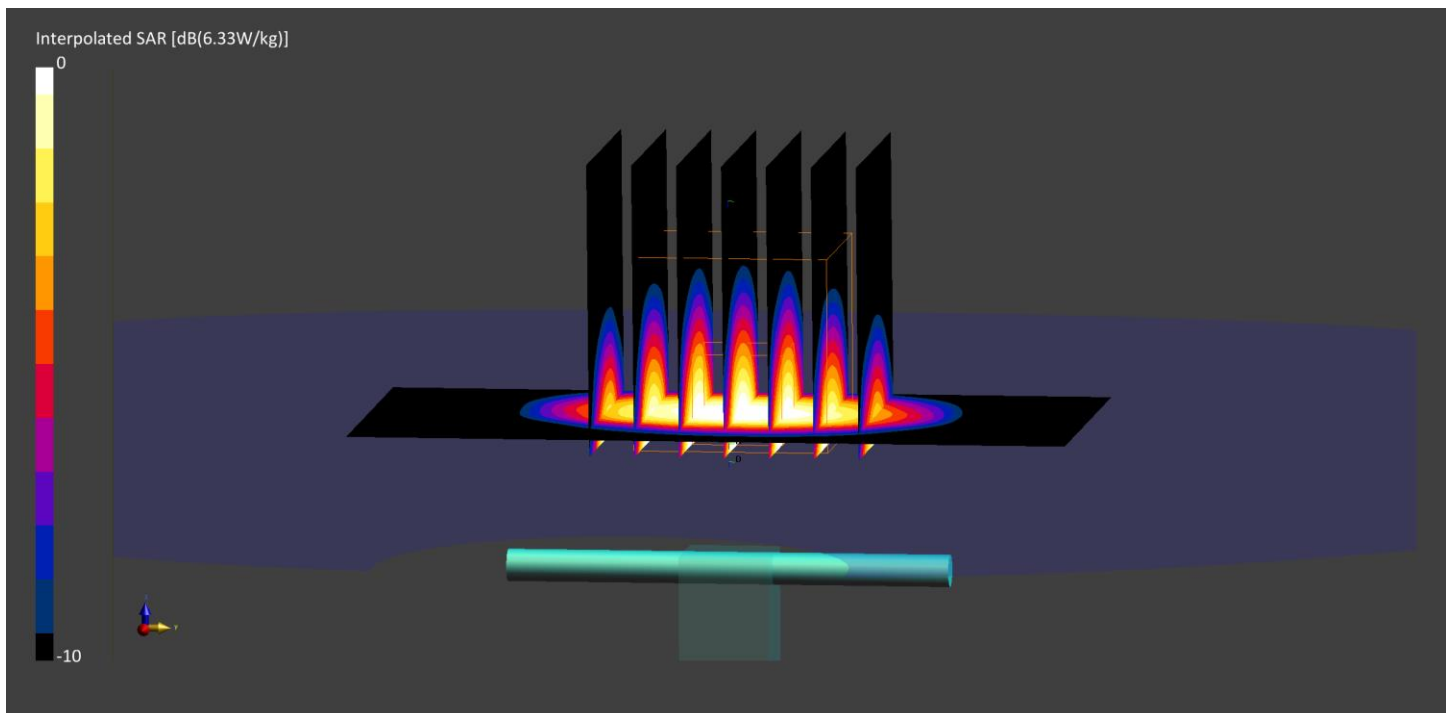
2600 MHz System Verification at 20 dBm (100 mW)

Area Scan (40.0 x 80.0): Measurement grid: dx=10.0 mm, dy=10.0 mm

Zoom Scan (30.0 x 30.0 x 30.0): Measurement grid: dx=5.0 mm, dy=5.0 mm, dz=1.5 mm; Graded Ratio: 1.5
Peak SAR (extrapolated) = 12.4 W/kg

SAR(1 g) = 5.49 W/kg

Deviation (1 g) = -0.90%



PCTEST

DUT: Dipole 2600.0 MHz; Type: D2600V2 - SN1071

Communication System: UID: 0, CW; Frequency: 2600.0 MHz
Medium: 2450 Body; Medium parameters used:
 $f = 2600.0$ MHz; $\text{cond} = 2.15$ S/m; $\text{perm} = 51.0$; $\text{density} = 1000$ kg/m³
Phantom Section: Flat; Space: 10 mm

Test Date: 03/01/2022; Ambient Temp: 21.4°C; Tissue Temp: 25.0°C

Probe: EX3DV4 - SN7409; ConvF:(7.24,7.24,7.24); Calibrated: 2021-06-21
Sensor-Surface: 1.4mm (VMS + 6p)
Electronics: DAE4 Sn1334; Calibrated: 2021-06-15
Phantom: Twin-SAM V5.0; Serial: 1759
Measurement SW: DASY Module SAR V16.0.0.116

2600 MHz System Verification at 20 dBm (100 mW)

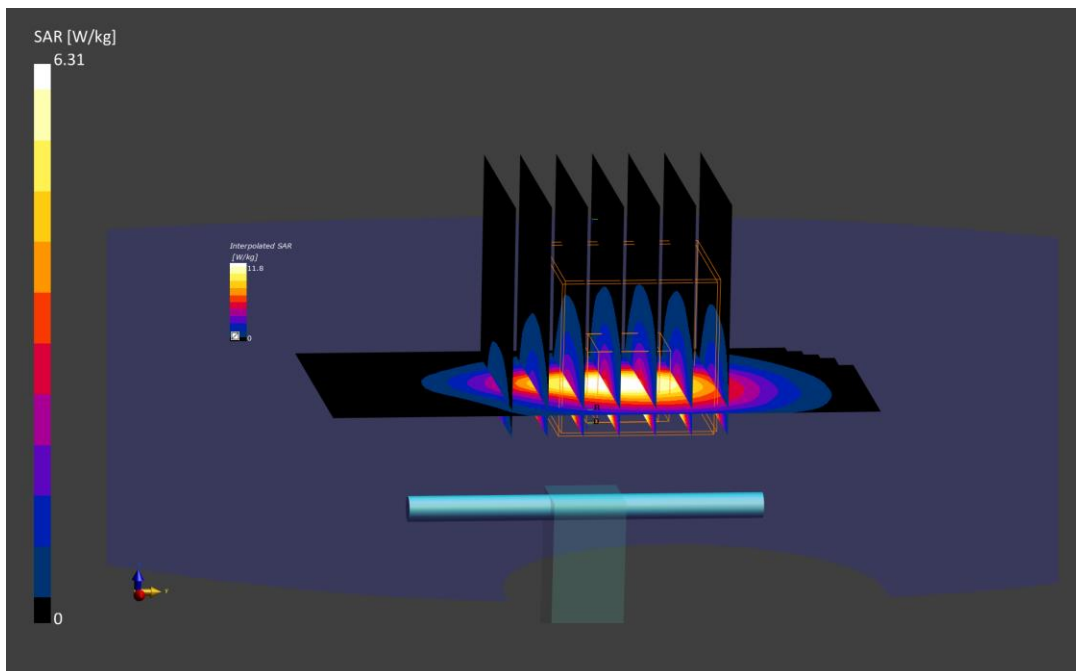
Area Scan (40.0 x 80.0): Measurement grid: $dx=10.0$ mm, $dy=10.0$ mm

Zoom Scan (30.0 x 30.0 x 30.0): Measurement grid: $dx=5.0$ mm, $dy=5.0$ mm, $dz=1.5$ mm; Graded Ratio: 1.5

Peak SAR (extrapolated) = 11.8 W/kg

SAR(1 g) = 5.56 W/kg; SAR(10 g) = 2.49 W/kg

Deviation (1 g) = 2.39%; Deviation (10 g) = 3.32%



PCTEST

DUT: Dipole 2600.0 MHz; Type: D2600V2 - SN1004

Communication System: UID: 0, CW; Frequency: 2600.0 MHz
Medium: 2450 Body; Medium parameters used:
f = 2600.0 MHz; cond = 2.16 S/m; perm = 52.2; density = 1000 kg/m³
Phantom Section: Flat; Space: 10 mm

Test Date: 03/17/2022; Ambient Temp: 24.0°C; Tissue Temp: 22.9°C

Probe: EX3DV4 - SN7406; ConvF:(7.46,7.46,7.46); Calibrated: 2021-07-20
Sensor-Surface: 1.4mm (VMS + 6p)
Electronics: DAE4 Sn1676; Calibrated: 2021-06-21
Phantom: Twin-SAM V8.0; Serial: 2058
Measurement SW: DASY Module SAR V16.0.0.65

2600 MHz System Verification at 20 dBm (100 mW)

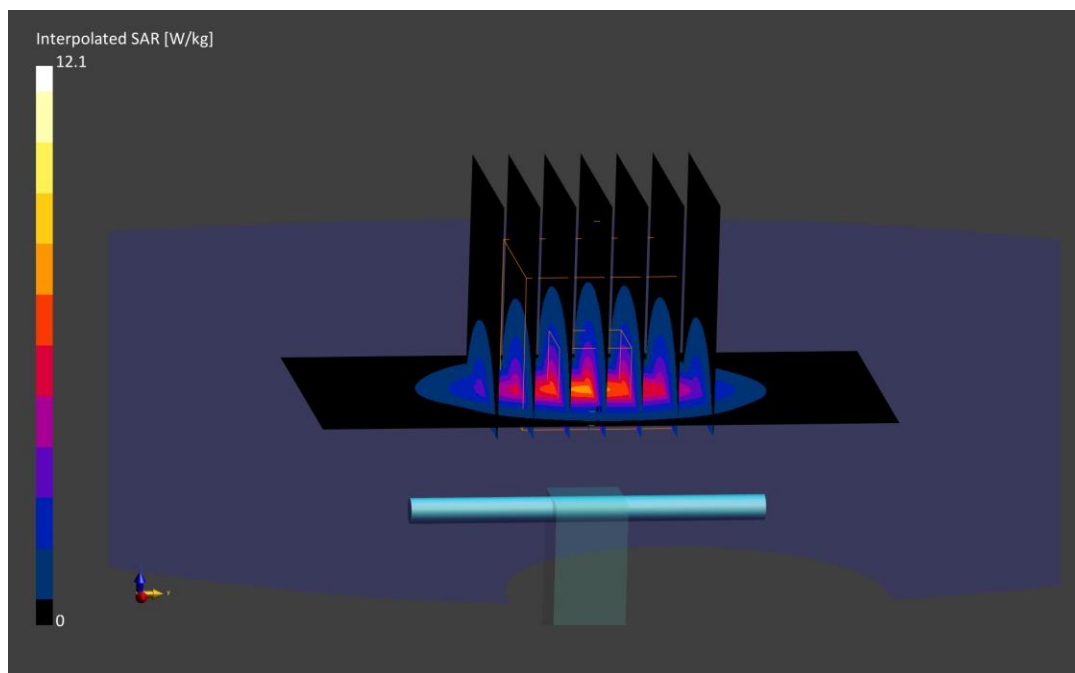
Area Scan (40.0 x 80.0): Measurement grid: dx=10.0 mm, dy=10.0 mm

Zoom Scan (30.0 x 30.0 x 30.0): Measurement grid: dx=5.0 mm, dy=5.0 mm, dz=1.5 mm; Graded Ratio: 1.5

Peak SAR (extrapolated) = 12.1 W/kg

SAR(1 g) = 5.57 W/kg

Deviation (1 g) = 0.54%



PCTEST

DUT: Dipole 2600.0 MHz; Type: D2600V2 - SN1004

Communication System: UID: 0, CW; Frequency: 2600.0 MHz
Medium: 2450 Body; Medium parameters used:
f = 2600.0 MHz; cond = 2.16 S/m; perm = 51.9; density = 1000 kg/m³
Phantom Section: Flat; Space: 10 mm

Test Date: 03/21/2022; Ambient Temp: 22.5°C; Tissue Temp: 21.5°C

Probe: EX3DV4 - SN7406; ConvF:(7.46,7.46,7.46); Calibrated: 2021-07-20
Sensor-Surface: 1.4mm (VMS + 6p)
Electronics: DAE4 Sn1676; Calibrated: 2021-06-21
Phantom: Twin-SAM V8.0; Serial: 2058
Measurement SW: DASY Module SAR V16.0.0.65

2600 MHz System Verification at 20 dBm (100 mW)

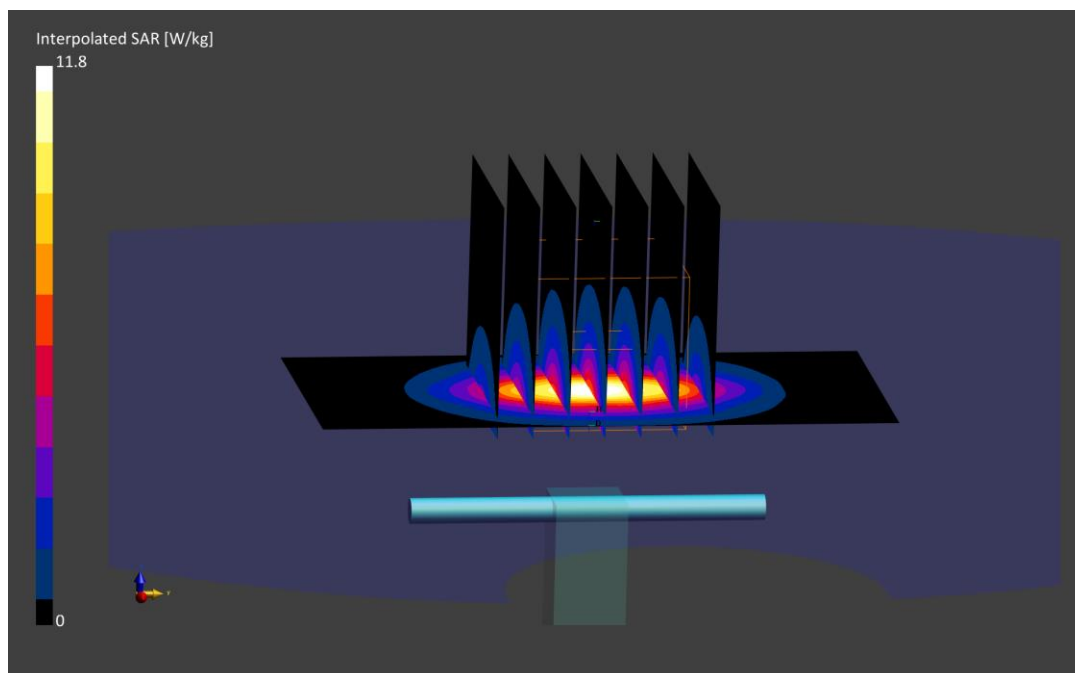
Area Scan (40.0 x 80.0): Measurement grid: dx=10.0 mm, dy=10.0 mm

Zoom Scan (30.0 x 30.0 x 30.0): Measurement grid: dx=5.0 mm, dy=5.0 mm, dz=1.5 mm; Graded Ratio: 1.5

Peak SAR (extrapolated) = 11.8 W/kg

SAR(10 g) = 2.43 W/kg

Deviation (10 g) = -2.02%



PCTEST

DUT: Dipole 3500.0 MHz; Type: D3500V2 - SN1097

Communication System: UID: 0, CW; Frequency: 3500.0 MHz
Medium: 3600 Body; Medium parameters used:
f = 3500.0 MHz; cond = 3.21 S/m; perm = 49.9; density = 1000 kg/m³
Phantom Section: Flat; Space: 10 mm

Test Date: 02/09/2022; Ambient Temp: 21.6°C; Tissue Temp: 21.0°C

Probe: EX3DV4 - SN7661; ConvF:(6.7,6.7,6.7); Calibrated: 2021-06-28
Sensor-Surface: 1.4mm (VMS + 6p)
Electronics: DAE4 Sn1450; Calibrated: 2021-08-16
Phantom: Twin-SAM V5.0; Serial: 1692
Measurement SW: DASY Module SAR V16.0.0.116

3500 MHz System Verification at 20 dBm (100 mW)

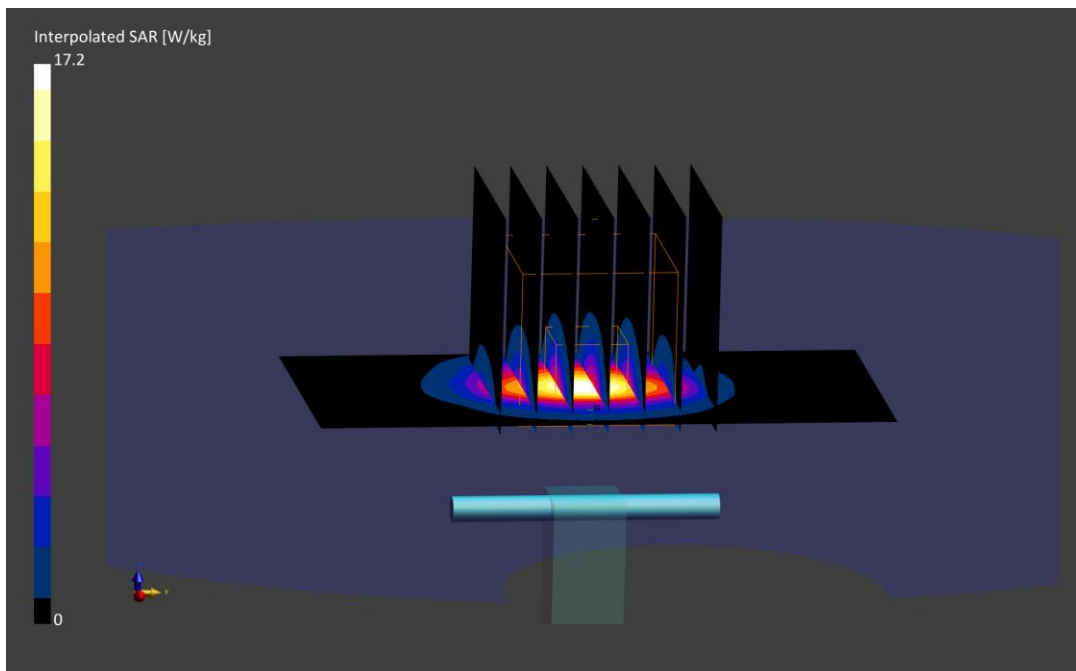
Area Scan (40.0 x 80.0): Measurement grid: dx=10.0 mm, dy=10.0 mm

Zoom Scan (28.0 x 28.0 x 28.0): Measurement grid: dx=5.0 mm, dy=5.0 mm, dz=1.4 mm; Graded Ratio: 1.5

Peak SAR (extrapolated) = 17.2 W/kg

SAR(10 g) = 2.47 W/kg

Deviation (10 g) = 3.78%



PCTEST

DUT: Dipole 3500.0 MHz; Type: D3500V2 - SN1097

Communication System: UID: 0, CW; Frequency: 3500.0 MHz
Medium: 3600 Body; Medium parameters used:
f = 3500.0 MHz; cond = 3.22 S/m; perm = 49.8; density = 1000 kg/m³
Phantom Section: Flat; Space: 10 mm

Test Date: 02/13/2022; Ambient Temp: 21.3°C; Tissue Temp: 20.6°C

Probe: EX3DV4 - SN7661; ConvF:(6.7,6.7,6.7); Calibrated: 2021-06-28
Sensor-Surface: 1.4mm (VMS + 6p)
Electronics: DAE4 Sn1450; Calibrated: 2021-08-16
Phantom: Twin-SAM V5.0; Serial: 1692
Measurement SW: DASY Module SAR V16.0.0.116


3500 MHz System Verification at 20 dBm (100 mW)

Area Scan (40.0 x 80.0): Measurement grid: dx=10.0 mm, dy=10.0 mm

Zoom Scan (28.0 x 28.0 x 28.0): Measurement grid: dx=5.0 mm, dy=5.0 mm, dz=1.4 mm; Graded Ratio: 1.5
Peak SAR (extrapolated) = 17.3 W/kg

SAR(1 g) = 6.63 W/kg

Deviation (1 g) = 3.27%



PCTEST

DUT: Dipole 3700.0 MHz; Type: D3700V2 - SN1018

Communication System: UID: 0, CW; Frequency: 3700.0 MHz
Medium: 3600 Body; Medium parameters used:
f = 3700.0 MHz; cond = 3.39 S/m; perm = 48.9; density = 1000 kg/m³
Phantom Section: Flat; Space: 10 mm

Test Date: 02/07/2022; Ambient Temp: 21.3°C; Tissue Temp: 21.0°C

Probe: EX3DV4 - SN7661; ConvF:(6.66,6.66,6.66); Calibrated: 2021-06-28
Sensor-Surface: 1.4mm (VMS + 6p)
Electronics: DAE4 Sn1450; Calibrated: 2021-08-16
Phantom: Twin-SAM V5.0; Serial: 1692
Measurement SW: DASY Module SAR V16.0.0.116

3700 MHz System Verification at 20 dBm (100 mW)


Area Scan (40.0 x 80.0): Measurement grid: dx=10.0 mm, dy=10.0 mm

Zoom Scan (28.0 x 28.0 x 28.0): Measurement grid: dx=5.0 mm, dy=5.0 mm, dz=1.4 mm; Graded Ratio: 1.5

Peak SAR (extrapolated) = 17.3 W/kg

SAR(1 g) = 6.45 W/kg

Deviation (1 g) = 1.57%



PCTEST

DUT: Dipole 3700.0 MHz; Type: D3700V2 - SN1018

Communication System: UID: 0, CW; Frequency: 3700.0 MHz
Medium: 3600 Body; Medium parameters used:
f = 3700.0 MHz; cond = 3.44 S/m; perm = 49.5; density = 1000 kg/m³
Phantom Section: Flat; Space: 10 mm

Test Date: 02/09/2022; Ambient Temp: 21.6°C; Tissue Temp: 21.0°C

Probe: EX3DV4 - SN7661; ConvF:(6.66,6.66,6.66); Calibrated: 2021-06-28
Sensor-Surface: 1.4mm (VMS + 6p)
Electronics: DAE4 Sn1450; Calibrated: 2021-08-16
Phantom: Twin-SAM V5.0; Serial: 1692
Measurement SW: DASY Module SAR V16.0.0.116

3700 MHz System Verification at 20 dBm (100 mW)


Area Scan (40.0 x 80.0): Measurement grid: dx=10.0 mm, dy=10.0 mm

Zoom Scan (28.0 x 28.0 x 28.0): Measurement grid: dx=5.0 mm, dy=5.0 mm, dz=1.4 mm; Graded Ratio: 1.5

Peak SAR (extrapolated) = 18.0 W/kg

SAR(10 g) = 2.43 W/kg

Deviation (10 g) = 8.00%



PCTEST

DUT: Dipole 3900.0 MHz; Type: D3900V2 - SN1073

Communication System: UID: 0, CW; Frequency: 3900.0 MHz
Medium: 3600 Body; Medium parameters used:
f = 3900.0 MHz; cond = 3.63 S/m; perm = 48.4; density = 1000 kg/m³
Phantom Section: Flat; Space: 10 mm

Test Date: 02/07/2022; Ambient Temp: 21.3°C; Tissue Temp: 21.0°C

Probe: EX3DV4 - SN7661; ConvF:(6.51,6.51,6.51); Calibrated: 2021-06-28
Sensor-Surface: 1.4mm (VMS + 6p)
Electronics: DAE4 Sn1450; Calibrated: 2021-08-16
Phantom: Twin-SAM V5.0; Serial: 1692
Measurement SW: DASY Module SAR V16.0.0.116

3900 MHz System Verification at 20 dBm (100 mW)


Area Scan (40.0 x 80.0): Measurement grid: dx=10.0 mm, dy=10.0 mm

Zoom Scan (28.0 x 28.0 x 28.0): Measurement grid: dx=5.0 mm, dy=5.0 mm, dz=1.4 mm; Graded Ratio: 1.5

Peak SAR (extrapolated) = 18.7 W/kg

SAR(1 g) = 6.64 W/kg

Deviation (1 g) = 3.27%



PCTEST

DUT: Dipole 3900.0 MHz; Type: D3900V2 - SN1073

Communication System: UID: 0, CW; Frequency: 3900.0 MHz
Medium: 3600 Body; Medium parameters used:
f = 3900.0 MHz; cond = 3.68 S/m; perm = 49.2; density = 1000 kg/m³
Phantom Section: Flat; Space: 10 mm

Test Date: 02/09/2022; Ambient Temp: 21.6°C; Tissue Temp: 21.0°C

Probe: EX3DV4 - SN7661; ConvF:(6.51,6.51,6.51); Calibrated: 2021-06-28
Sensor-Surface: 1.4mm (VMS + 6p)
Electronics: DAE4 Sn1450; Calibrated: 2021-08-16
Phantom: Twin-SAM V5.0; Serial: 1692
Measurement SW: DASY Module SAR V16.0.0.116

3900 MHz System Verification at 20 dBm (100 mW)

Area Scan (40.0 x 80.0): Measurement grid: dx=10.0 mm, dy=10.0 mm

Zoom Scan (28.0 x 28.0 x 28.0): Measurement grid: dx=5.0 mm, dy=5.0 mm, dz=1.4 mm; Graded Ratio: 1.5

Peak SAR (extrapolated) = 19.9 W/kg

SAR(10 g) = 2.41 W/kg

Deviation (10 g) = 9.55%

